

4301 m.

PERTAMINA GRAND PRIX OF INDONESIA

Practice Nr. 3

Classification

10

	Rider	Nation	Team	Motorcycle	Time	Lap Total	Gap	Top Speed
1	5 Jaume MASIA	SPA	Leopard Racing	HONDA	1'38.781	13 14		217.7
2	96 Daniel HOLGADO	SPA	Red Bull KTM Tech3	KTM	1'38.902	14 16	0.121 0.121	218.6
3	18 Matteo BERTELLE	ITA	Rivacold Snipers Team	HONDA	1'38.974	14 16	0.193 0.072	219.0
4	10 Diogo MOREIRA	BRA	MT Helmets - MSI	KTM	1'39.290	6 16	0.509 0.316	218.6
5	99 José Antonio RUEDA	SPA	Red Bull KTM Ajo	KTM	1'39.374	13 14	0.593 0.084	218.6
6	71 Ayumu SASAKI	JPN	Liqui Moly Husqvarna Intact GP	HUSQVARNA	1'39.427	9 13	0.646 0.053	217.7
7	53 Deniz ÖNCÜ	TUR	Red Bull KTM Ajo	KTM	1'39.445	6 14	0.664 0.018	214.2
8	48 Ivan ORTOLÁ	SPA	Angeluss MTA Team	KTM	1'39.453	10 14	0.672 0.008	217.3
9	80 David ALONSO	COL	Gaviota GASGAS Aspar Team	GASGAS	1'39.466	4 14	0.685 0.013	217.3
10	82 Stefano NEPA	ITA	Angeluss MTA Team	KTM	1'39.559	13 15	0.778 0.093	216.0
11	66 Joel KELSO	AUS	CFMOTO Racing PruestelGP	CFMOTO	1'39.623	14 14	0.842 0.064	214.2
12	44 David MUÑOZ	SPA	BOE Motorsports	KTM	1'39.707	8 14	0.926 0.084	218.1
13	19 Scott OGDEN	GBR	VisionTrack Racing Team	HONDA	1'39.724	15 15	0.943 0.017	219.0
14	93 Arbi ADITAMA	INA	Honda Team Asia	HONDA	1'39.779	13 13	0.998 0.055	216.0
15	27 Kaito TOBA	JPN	SIC58 Squadra Corse	HONDA	1'39.842	14 14	1.061 0.063	215.1
16	7 Filippo FARIOLI	ITA	Red Bull KTM Tech3	KTM	1'39.844	10 13	1.063 0.002	216.4
17	95 Collin VEIJER	NED	Liqui Moly Husqvarna Intact GP	HUSQVARNA	1'39.877	6 14	1.096 0.033	215.1
18	31 Adrian FERNANDEZ	SPA	Leopard Racing	HONDA	1'39.942	15 15	1.161 0.065	217.3
19	43 Xavier ARTIGAS	SPA	CFMOTO Racing PruestelGP	CFMOTO	1'39.957	10 13	1.176 0.015	217.3
20	72 Taiyo FURUSATO	JPN	Honda Team Asia	HONDA	1'40.010	5 5	1.229 0.053	212.5
21	64 Mario AJI	INA	Honda Team Asia	HONDA	1'40.036	5 13	1.255 0.026	213.0
22	70 Joshua WHATLEY	GBR	VisionTrack Racing Team	HONDA	1'40.045	11 11	1.264 0.009	216.4
23	6 Ryusei YAMANAKA	JPN	Gaviota GASGAS Aspar Team	GASGAS	1'40.203	6 13	1.422 0.158	216.8
24	54 Riccardo ROSSI	ITA	SIC58 Squadra Corse	HONDA	1'40.232	13 14	1.451 0.029	217.3
25	63 Syarifuddin AZMAN	MAL	MT Helmets - MSI	KTM	1'40.305	13 14	1.524 0.073	216.0
26	9 Nicola Fabio CARRARO	ITA	Rivacold Snipers Team	HONDA	1'40.368	13 15	1.587 0.063	218.1
27	12 Noah DETTWILER	SWI	CIP Green Power	KTM	1'40.537	10 14	1.756 0.169	214.7
28	20 Lorenzo FELLON	FRA	CIP Green Power	KTM	1'40.712	14 14	1.931 0.175	216.8
29	22 Ana CARRASCO	SPA	BOE Motorsports	KTM	1'41.027	13 13	2.246 0.315	213.0

Practice condition: Dry

Air: 28°

Humidity: 65%

Ground: 42°

Fastest Lap:	Lap: 13	Jaume MASIA	1'38.781	156.7 Km/h
Best Race Lap:	2022	Jaume MASIA	1'40.197	154.5 Km/h
All Time Lap Record:	2023	Jaume MASIA	1'38.781	156.7 Km/h

The results are provisional until the end of the limit for protest and appeals.

Time limit for protest expires 60' after publication of the results - Time:

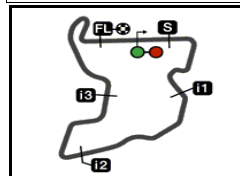
These data/results cannot be reproduced, stored and/or transmitted in whole or in part by any manner of electronic, mechanical, photocopying, recording, broadcasting or otherwise now known or herein after developed without the previous express consent by the copyright owner, except for reproduction in daily press and regular printed publications on sale to the public within 60 days of the event related to those data/results and always provided that copyright symbol appears together as follows below.

© DORNA, 2023

Official MotoGP Timing by TISSOT
www.motogp.com

Lombok, Saturday, October 14, 2023





PERTAMINA GRAND PRIX OF INDONESIA

Practice Nr. 3

Combined Practice Times

11

	Rider	Nation	Team	MOTORCYCLE	P1	P2	P3	Gap
1	5 J.MASIA		SPA Leopard Racing	HONDA	1'41.900	8 1'40.087	14 1'38.781	13
2	96 D.HOLGADO		SPA Red Bull KTM Tech3	KTM	1'41.011	14 1'40.270	18 1'38.902	14 0.121 0.121
3	18 M.BERTELLE		ITA Rivacold Snipers Team	HONDA	1'41.476	16 1'40.109	14 1'38.974	14 0.193 0.072
4	10 D.MOREIRA		BRA MT Helmets - MSI	KTM	1'40.590	18 1'39.987	13 1'39.290	6 0.509 0.316
5	99 J.RUEDA		SPA Red Bull KTM Ajo	KTM	1'41.220	15 1'40.754	14 1'39.374	13 0.593 0.084
6	71 A.SASAKI		JPN Liqui Moly Husqvarna Intact GP HUSQVARNA		1'41.425	15 1'40.209	12 1'39.427	9 0.646 0.053
7	53 D.ÖNCÜ		TUR Red Bull KTM Ajo	KTM	1'41.391	15 1'39.855	11 1'39.445	6 0.664 0.018
8	48 I.ORTOLÁ		SPA Angeluss MTA Team	KTM	1'41.562	15 1'40.801	14 1'39.453	10 0.672 0.008
9	80 D.ALONSO		COL Gaviota GASGAS Aspar Team	GASGAS	1'41.786	10 1'40.920	6 1'39.466	4 0.685 0.013
10	82 S.NEPA		ITA Angeluss MTA Team	KTM	1'42.649	7 1'40.462	16 1'39.559	13 0.778 0.093
11	66 J.KELSO		AUS CFMOTO Racing PruestelGP	CFMOTO	1'41.366	14 1'40.837	11 1'39.623	14 0.842 0.064
12	44 D.MUÑOZ		SPA BOE Motorsports	KTM	1'41.714	13 1'40.437	4 1'39.707	8 0.926 0.084
13	19 S.OGDEN		GBR VisionTrack Racing Team	HONDA	1'41.727	12 1'41.143	13 1'39.724	15 0.943 0.017
14	93 A.ADITAMA		INA Honda Team Asia	HONDA	1'43.064	14 1'41.229	13 1'39.779	13 0.998 0.055
15	27 K.TOBA		JPN SIC58 Squadra Corse	HONDA	1'42.439	13 1'40.612	16 1'39.842	14 1.061 0.063
16	7 F.FARIOLI		ITA Red Bull KTM Tech3	KTM	1'44.189	2 1'41.362	11 1'39.844	10 1.063 0.002
17	95 C.VEIJER		NED Liqui Moly Husqvarna Intact GP HUSQVARNA		1'42.094	18 1'40.811	12 1'39.877	6 1.096 0.033
18	31 A.FERNANDEZ		SPA Leopard Racing	HONDA	1'41.847	11 1'40.929	15 1'39.942	15 1.161 0.065
19	43 X.ARTIGAS		SPA CFMOTO Racing PruestelGP	CFMOTO	1'41.701	17 1'41.438	9 1'39.957	10 1.176 0.015
20	72 T.FURUSATO		JPN Honda Team Asia	HONDA	1'41.868	17 1'40.653	15 1'40.010	5 1.229 0.053
21	64 M.AJI		INA Honda Team Asia	HONDA	1'42.583	15 1'41.279	11 1'40.036	5 1.255 0.026
22	70 J.WHATLEY		GBR VisionTrack Racing Team	HONDA	1'41.929	17 1'41.018	16 1'40.045	11 1.264 0.009
23	6 R.YAMANAKA		JPN Gaviota GASGAS Aspar Team	GASGAS	1'41.893	16 1'40.650	12 1'40.203	6 1.422 0.158
24	54 R.ROSSI		ITA SIC58 Squadra Corse	HONDA	1'42.459	9 1'40.457	14 1'40.232	13 1.451 0.029
25	63 S.AZMAN		MAL MT Helmets - MSI	KTM	1'42.859	6 1'41.490	11 1'40.305	13 1.524 0.073
26	9 N.CARRARO		ITA Rivacold Snipers Team	HONDA	1'41.962	16 1'41.363	9 1'40.368	13 1.587 0.063
27	12 N.DETTWILER		SWI CIP Green Power	KTM	1'43.411	12 1'42.299	16 1'40.537	10 1.756 0.169
28	20 L.FELLON		FRA CIP Green Power	KTM	1'43.238	11 1'41.419	9 1'40.712	14 1.931 0.175
29	22 A.CARRASCO		SPA BOE Motorsports	KTM	1'43.435	12 1'41.868	15 1'41.027	13 2.246 0.315

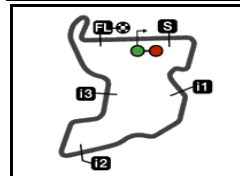
Pole Position Record:	2022	Carlos TATAY	1'41.232	152.9 Km/h
Best Race Lap:	2022	Jaume MASIA	1'40.197	154.5 Km/h
All Time Lap Record:	2023	Jaume MASIA	1'38.781	156.7 Km/h

The results are provisional until the end of the limit for protest and appeals.

Time limit for protest expires 60' after publication of the results - Time:

These data/results cannot be reproduced, stored and/or transmitted in whole or in part by any manner of electronic, mechanical, photocopying, recording, broadcasting or otherwise now known or herein after developed without the previous express consent by the copyright owner, except for reproduction in daily press and regular printed publications on sale to the public within 60 days of the event related to those data/results and always provided that copyright symbol appears together as follows below.

© DORNA, 2023



4301 m.

PERTAMINA GRAND PRIX OF INDONESIA

Practice Nr. 3

Top Speed & Average

12

Rider	Nation	Motorcycle	Top 5 speeds					Average	Top
18 Matteo BERTELLE	ITA	HONDA	219.0	217.7	217.3	216.0	215.5	216.6	219.0
19 Scott OGDEN	GBR	HONDA	219.0	217.3	215.1	213.4	212.5	215.5	219.0
10 Diogo MOREIRA	BRA	KTM	218.6	217.7	215.5	214.7	214.2	215.6	218.6
96 Daniel HOLGADO	SPA	KTM	218.6	218.1	216.0	214.7	214.7	216.4	218.6
99 José Antonio RUEDA	SPA	KTM	218.6	217.3	216.8	216.8	215.5	216.8	218.6
9 Nicola Fabio CARRARO	ITA	HONDA	218.1	217.7	215.1	215.1	214.2	215.7	218.1
44 David MUÑOZ	SPA	KTM	218.1	213.8	213.8	213.0	212.5	214.2	218.1
5 Jaume MASIA	SPA	HONDA	217.7	216.8	216.4	216.0	215.1	216.4	217.7
71 Ayumu SASAKI	JPN	HUSQVARNA	217.7	217.7	216.0	216.0	216.0	216.7	217.7
31 Adrian FERNANDEZ	SPA	HONDA	217.3	216.0	216.0	215.1	215.1	215.8	217.3
43 Xavier ARTIGAS	SPA	CFMOTO	217.3	215.5	214.7	214.7	214.2	215.1	217.3
48 Ivan ORTOLÁ	SPA	KTM	217.3	216.0	215.1	215.1	213.0	214.9	217.3
54 Riccardo ROSSI	ITA	HONDA	217.3	217.3	216.4	216.4	216.0	216.7	217.3
80 David ALONSO	COL	GASGAS	217.3	215.1	214.7	214.2	214.2	215.1	217.3
6 Ryusei YAMANAKA	JPN	GASGAS	216.8	216.0	216.0	215.5	213.8	215.6	216.8
20 Lorenzo FELLON	FRA	KTM	216.8	215.5	215.1	213.8	213.4	214.4	216.8
7 Filippo FARIOLI	ITA	KTM	216.4	213.4	213.0	213.0	212.5	213.7	216.4
70 Joshua WHATLEY	GBR	HONDA	216.4	216.0	214.2	213.4	211.7	214.3	216.4
63 Syarifuddin AZMAN	MAL	KTM	216.0	215.5	215.5	215.1	215.1	215.4	216.0
82 Stefano NEPA	ITA	KTM	216.0	215.5	215.1	214.7	214.2	215.1	216.0
93 Arbi ADITAMA	INA	HONDA	216.0	215.5	214.7	213.8	213.8	214.8	216.0
27 Kaito TOBA	JPN	HONDA	215.1	213.8	213.8	213.0	212.5	213.3	215.1
95 Collin VEIJER	NED	HUSQVARNA	215.1	214.2	213.8	213.8	213.8	214.0	215.1
12 Noah DETTWILER	SWI	KTM	214.7	214.7	214.7	213.8	212.5	214.1	214.7
53 Deniz ÖNCÜ	TUR	KTM	214.2	214.2	213.4	213.0	212.5	213.3	214.2
66 Joel KELSO	AUS	CFMOTO	214.2	214.2	213.8	213.8	213.0	213.8	214.2
22 Ana CARRASCO	SPA	KTM	213.0	211.7	211.3	209.7	208.8	210.9	213.0
64 Mario AJI	INA	HONDA	213.0	213.0	212.1	211.7	210.5	212.1	213.0
72 Taiyo FURUSATO	JPN	HONDA	212.5	212.5	212.1	212.1		212.3	212.5

These data/results cannot be reproduced, stored and/or transmitted in whole or in part by any manner of electronic, mechanical, photocopying, recording, broadcasting or otherwise now known or herein after developed without the previous express consent by the copyright owner, except for reproduction in daily press and regular printed publications on sale to the public within 60 days of the event related to those data/results and always provided that copyright symbol appears together as follows below.

© DORNA, 2023

Official MotoGP Timing by TISSOT
www.motogp.com



Lombok, Saturday, October 14, 2023



4301 m.

PERTAMINA GRAND PRIX OF INDONESIA

Practice Nr. 3

Chronological Analysis of Performances

13

* Lap / Sector time cancelled T1 Time from finish line to 1st intermed. T3 Time from 2nd intermed. to 3rd intermed.
 P Crossing the finish line in pit lane T2 Time from 1st intermed. to 2nd intermed. T4 Time from 3rd intermediate to finish line

Lap	Lap Time	T1	T2	T3	T4	Speed	Lap	Lap Time	T1	T2	T3	T4	Speed	
1st	5	Jaume MASIA Leopard Racing SPA						9	1'39.743	28.746	20.563	20.046	30.388	213.0
		Runs=2	Total laps=14	Full laps=11	Valid laps=8		10	1'44.229 P	30.066	22.465	20.878	30.820	212.5	
1	3'16.871	29.637	21.768	21.318	31.280		11	5'23.374	26.390	21.171	20.401	31.845		
2	1'40.150	29.074	20.362	20.217	30.497	214.7	12	1'48.163 *	29.802	21.379	24.472	32.510*	215.5	
3	1'40.184 *	28.749	20.582	20.244	30.609*	215.1	13	1'39.479	28.636	20.573	20.000	30.270	217.3	
4	1'39.376 *	28.73*	20.242	20.050	30.354	214.2	14	1'38.974	28.374	20.183	20.102	30.315	219.0	
5	1'39.437 *	28.734	20.216*	20.101	30.386	213.4	15	1'55.043	35.591	22.124	21.939	35.389	217.7	
6	1'39.304	28.597	20.292	20.054	30.361	213.8	16	1'40.082	28.852	20.463	20.169	30.598	215.5	
7	1'39.075	28.604	20.247	19.973	30.251	213.8								
8	1'48.599	32.545	22.211	22.470	31.373	213.0								
9	1'42.183 P	28.746	20.423	20.291	32.723	213.8								
10	8'00.084 *	48.050	22.509	21.038	30.935*									
11	1'39.092	28.510	20.335	19.924	30.323	216.0								
12	1'43.764	28.550	20.032	24.434	30.748	216.8								
13	1'38.781	28.503	19.936	19.941	30.401	217.7								
14	1'56.623	35.106	22.018	27.296	32.203	216.4								
2nd	96	Daniel HOLGADO Red Bull KTM Tech3 SPA						4th	10	Diogo MOREIRA MT Helmets - MSI BRA				
		Runs=2	Total laps=16	Full laps=13	Valid laps=11				Runs=2	Total laps=16	Full laps=13	Valid laps=11		
1	2'48.529	26.422	20.981	20.562	30.986		1	2'46.333	26.049	20.720	20.659	30.838		
2	1'41.000 *	29.231	20.323*	20.775	30.671	214.2	2	1'40.398	29.188	20.489	20.206	30.515	213.0	
3	1'40.009	28.937	20.403	20.207	30.462	214.2	3	1'39.778	28.892	20.430	20.081	30.375	214.2	
4	1'39.461	28.829	20.289	20.119	30.224	214.2	4	1'39.494	28.848	20.353	20.042	30.251	214.7	
5	1'39.640	28.788	20.244	20.182	30.426	214.7	5	1'39.530	28.951	20.310	20.047	30.222	214.2	
6	1'41.742 P	30.209	20.383	20.217	30.933	192.5	6	1'39.290	28.836	20.332	19.996	30.126	213.4	
7	4'48.183	28.615	20.861	20.269	30.518		7	1'39.375 *	28.68*	20.277	20.264	30.150	213.4	
8	1'39.503	28.837	20.229	20.241	30.196	212.1	8	1'40.030	28.743	20.342	19.979	30.966	213.0	
9	1'39.341	28.676	20.243	20.013	30.409	213.8	9	1'45.728 P	30.192	21.887	20.914	32.735	211.3	
10	1'39.471	28.769	20.347	20.056	30.299	213.4	10	4'53.978	24.908	20.419	20.041	30.557		
11	1'39.351	28.659	20.392	20.045	30.255	214.7	11	1'39.340	28.717	20.244	19.989	30.390	213.8	
12	2'02.917	28.705	20.278	36.986	36.948	214.2	12	2'03.737	28.797	20.437	20.083	54.420	213.4	
13	1'45.976 *	28.856	24.635*	22.038	30.447	213.8	13	1'41.807	29.517	21.101	20.407	30.782	214.2	
14	1'38.902	28.535	19.987	20.240	30.140	218.6	14	1'40.426	28.895	20.582	20.313	30.636	215.5	
15	1'53.403	37.191	21.532	20.257	34.423	218.1	15	1'39.934	28.809	20.399	20.210	30.516	218.6	
16	1'38.978	28.590	20.062	20.091	30.235	216.0	16	1'46.504 *	28.730	20.369	23.599	33.806*	217.7	
3rd	18	Matteo BERTELLE Rivacold Snipers Tea ITA						5th	99	José Antonio RUED Red Bull KTM Ajo SPA				
		Runs=2	Total laps=16	Full laps=13	Valid laps=10				Runs=2	Total laps=14	Full laps=11	Valid laps=10		
1	2'13.693 *	27.169	21.249*	21.017	32.066		1	2'12.668	26.756	21.575	20.853	32.281		
2	1'40.823 *	29.081	20.661*	20.344	30.737	214.2	2	1'40.986	29.370	20.614	20.407	30.595	217.3	
3	1'39.938	28.813	20.382	20.201	30.542	214.7	3	1'40.295	29.002	20.455	20.298	30.540	214.2	
4	1'40.664 *	28.796	20.439	20.141	31.288*	215.5	4	1'40.199 *	28.926	20.517	20.203	30.553*	215.5	
5	1'47.562	30.365	21.241	21.569	34.387	216.0	5	1'40.049	28.877	20.347	20.172	30.653	214.7	
6	1'45.459	29.132	21.003	22.243	33.081	214.7	6	1'40.107	28.999	20.491	20.218	30.399	213.0	
7	1'42.157	29.991	20.964	20.352	30.850	213.8	7	1'40.053	28.871	20.410	20.221	30.551	213.8	
8	1'40.198	28.938	20.556	20.179	30.525	213.0	8	1'43.317 P	31.636	20.728	20.442	30.511	210.5	
							9	8'15.765	29.581	21.646	20.918	31.032		
							10	1'42.718	29.125	20.595	20.271	32.727	213.8	
							11	1'39.987	28.779	20.327	20.236	30.645	216.8	
							12	1'39.614	28.813	20.320	20.155	30.326	215.5	
							13	1'39.374	28.683	20.204	20.063	30.424	216.8	
							14	1'41.089	28.826	20.401	20.737	31.125	218.6	

Fastest Lap: Jaume MASIA Leopard Racing SPA **1'38.781** 28.503 19.936 19.941 30.401

These data/results cannot be reproduced, stored and/or transmitted in whole or in part by any manner of electronic, mechanical, photocopying, recording, broadcasting or otherwise now known or herein after developed without the previous express consent by the copyright owner, except for reproduction in daily press and regular printed publications on sale to the public within 60 days of the event related to those data/results and always provided that copyright symbol appears together as follows below.
 © DORNA, 2023



Practice Nr. 3

Moto3

Lap	Lap Time	T1	T2	T3	T4	Speed	Lap	Lap Time	T1	T2	T3	T4	Speed	
6th	71	Ayumu SASAKI				Liqui Moly Husqvarna	JPN	5	1'39.552	28.722	20.207	20.129	30.494	215.1
		Runs=2	Total laps=13	Full laps=10	Valid laps=9		6	1'40.516	29.182	20.518	20.248	30.568	213.4	
1	2'53.634	25.903	20.762	20.608	30.847		7	1'40.131	* 28.86*	20.434	20.234	30.599	213.0	
2	1'41.137	29.272	20.567	20.477	30.821	214.7	8	1'39.814	28.767	20.440	20.095	30.512	214.2	
3	1'40.468	29.129	20.396	20.328	30.615	216.0	9	1'40.028	* 28.829	20.417*	20.272	30.510	213.0	
4	1'40.866	29.119	20.342	20.220	31.185	215.5	10	1'42.941	P 28.920	20.500	20.211	33.310	211.7	
5	1'40.363	29.158	20.387	20.304	30.514	215.5	11	8'25.235	36.886	27.949	24.759	33.797		
6	1'39.772	28.960	20.299	20.131	30.382	215.1	12	1'40.925	28.939	20.596	20.659	30.731	213.0	
7	1'48.266	P 30.98*	22.336	21.660	33.282	213.0	13	1'40.048	28.833	20.482	20.259	30.474	213.0	
8	9'41.022	29.141	20.734	20.123	30.593		14	1'40.001	28.868	20.450	20.229	30.454	213.4	
9	1'39.427	28.658	20.226	20.012	30.531	216.0								
10	1'46.469	35.005	20.696	20.227	30.541	211.3								
11	1'51.872	* 28.990	25.419*	20.859	36.604	216.0								
12	1'39.903	28.904	20.273	20.214	30.512	217.7								
13	1'39.753	28.801	20.322	20.140	30.490	217.7								
7th	53	Deniz ÖNCÜ				Red Bull KTM Ajo	TUR							
		Runs=2	Total laps=14	Full laps=11	Valid laps=10									
1	3'28.612	27.355	21.228	20.850	31.237									
2	1'41.331	29.416	20.888	20.433	30.594	211.7								
3	1'40.194	* 29.045	20.406	20.253	30.490*	213.4								
4	1'40.281	P 29.09*	20.588	20.367	30.233	211.7								
5	7'06.959	27.123	20.761	20.406	31.861									
6	1'39.445	28.964	20.058	20.067	30.356	213.0								
7	1'39.875	29.072	20.328	20.083	30.392	211.7								
8	1'39.510	28.811	20.337	19.983	30.379	211.7								
9	1'39.854	28.805	20.442	20.092	30.515	211.7								
10	1'39.520	28.786	20.285	19.960	30.489	214.2								
11	1'39.557	28.803	20.365	19.970	30.419	214.2								
12	1'39.855	28.882	20.284	20.121	30.568	212.1								
13	1'39.950	28.917	20.317	20.056	30.660	212.5								
14	1'39.713	28.901	20.301	19.972	30.539	212.5								
10th	82	Stefano NEPA				Angeluss MTA Team	ITA							
		Runs=2	Total laps=15	Full laps=12	Valid laps=11									
1	2'47.503	33.275	22.956	21.053	31.666									
2	1'43.587	29.741	20.724	21.197	31.925	211.7								
3	1'40.754	29.127	20.403	20.272	30.952	215.1								
4	1'40.185	29.016	20.317	20.147	30.705	213.8								
5	1'39.884	28.917	20.287	20.093	30.587	213.4								
6	1'39.670	28.916	20.129	20.039	30.586	214.2								
7	1'42.199	* 29.96*	20.739*	20.626	30.871	199.6								
8	1'43.969	28.908	20.400	20.272	34.389	213.0								
9	1'46.122	P 32.765	21.548	21.231	30.578	212.1								
10	6'27.249	30.143	21.091	20.299	32.061									
11	1'49.804	28.715	20.103	20.216	40.770	215.5								
12	1'39.659	28.783	20.429	20.034	30.413	213.8								
13	1'39.559	28.595	20.136	19.947	30.881	216.0								
14	1'39.696	28.723	20.200	20.151	30.622	214.7								
15	1'39.593	28.786	20.225	20.121	30.461	213.8								
11th	66	Joel KELSO				CFMOTO Racing Pru	AUS							
		Runs=2	Total laps=14	Full laps=11	Valid laps=11									
1	2'54.538	26.608	21.232	22.155	30.990									
2	1'40.469	29.080	20.364	20.282	30.743	210.9								
3	1'41.733	29.484	20.743	20.599	30.907	214.2								
4	1'40.255	28.933	20.412	20.233	30.677	211.7								
5	1'39.890	28.816	20.341	20.257	30.476	211.7								
6	1'49.007	P 31.663	23.263	21.746	32.335	212.1								
7	6'57.286	27.664	21.587	20.922	31.237									
8	1'40.136	28.950	20.395	20.254	30.537	209.3								
9	1'40.191	28.712	20.516	20.237	30.726	211.3								
10	1'53.931	32.357	24.559	26.297	30.718	211.3								
11	2'03.467	28.977	21.552	28.841	44.097	213.0								
12	1'47.961	28.895	20.735	24.528	33.803	214.2								
13	2'00.459	28.818	20.334	31.200	40.107	213.8								
14	1'39.623	28.829	20.330	20.036	30.428	213.8								
12th	44	David MUÑOZ				BOE Motorsports	SPA							
		Runs=3	Total laps=14	Full laps=9	Valid laps=7									
1	2'24.868	* 26.550	20.830*	20.455	30.624									
2	1'40.262	29.004	20.409	20.232	30.617	213.0								
3	1'41.562	29.296	20.535	20.806	30.925	212.1								
4	1'40.526	* 29.161	20.465	20.266	30.634*	212.1								
5	1'40.025	28.899	20.366	20.276	30.484	211.7								
6	1'43.250	* 29.488	20.905*	20.434	32.423	211.3								
7	1'41.950	28.829	20.349	20.507	32.265	212.5								
8	1'39.707	28.795	20.453	20.039	30.420	211.3								
9th	80	David ALONSO				Gaviota GASGAS Asp	COL							
		Runs=2	Total laps=14	Full laps=11	Valid laps=8									
1	2'47.743	30.185	24.137	20.919	31.532									
2	1'41.969	* 29.784	20.603*	20.862	30.720	217.3								
3	1'40.026	28.945	20.368	20.141	30.572	214.2								
4	1'39.466	28.752	20.287	20.088	30.339	214.7								

Fastest Lap: Jaume MASIA Leopard Racing SPA **1'38.781** 28.503 19.936 19.941 30.401

These data/results cannot be reproduced, stored and/or transmitted in whole or in part by any manner of electronic, mechanical, photocopying, recording, broadcasting or otherwise now known or herein after developed without the previous express consent by the copyright owner, except for reproduction in daily press and regular printed publications on sale to the public within 60 days of the event related to those data/results and always provided that copyright symbol appears together as follows below.
© DORNA, 2023

Practice Nr. 3

Moto3

Lap	Lap Time	T1	T2	T3	T4	Speed	Lap	Lap Time	T1	T2	T3	T4	Speed		
9	1'42.815	P	29.553	21.623*	20.930	30.709	210.1	14	1'39.842	28.701	20.522	20.006	30.613	213.8	
10	6'54.435	*	29.067	21.105*	20.403	30.986		16th 7 Filippo FARIOLI Red Bull KTM Tech3 ITA Runs=3 Total laps=13 Full laps=8 Valid laps=4							
11	1'39.987		28.776	20.575	20.109	30.527	218.1	1	2'49.037	26.473	21.021	20.879	31.035		
12	1'43.052	P	32.435	20.396*	20.229	29.992	213.8	2	1'41.553	*	29.154	20.569*	20.557	31.273	216.4
13	2'43.426	*	30.103	23.504*	20.271	30.663		3	1'46.038	P	29.141	20.416	20.868	35.613	213.0
14	1'39.976		28.812	20.355	20.134	30.675	213.8	4	6'09.039		28.513	20.851	21.142	33.199	
13th 19 Scott OGDEN VisionTrack Racing T GBR Runs=3 Total laps=15 Full laps=10 Valid laps=8							5	1'40.950		29.223	20.609	20.325	30.793	207.6	
1	3'27.439		28.297	22.233	21.144	31.502		6	1'40.754		29.155	20.371	20.391	30.837	209.7
2	1'41.871		29.473	20.946	20.559	30.893	210.9	7	1'40.671		29.142	20.565	20.342	30.622	209.7
3	1'41.258	*	29.319	20.929	20.352	30.658*	210.9	8	1'42.888	P	29.193	22.753	20.630	30.312	208.8
4	1'40.745	*	29.00*	20.638	20.233	30.867	212.1	9	4'47.878	*	27.534	20.765*	20.518	32.037	
5	1'41.782	P	31.609	20.859	20.467	28.847	206.1	10	1'39.844		28.806	20.473	20.027	30.538	213.0
6	5'23.432		30.087	22.012	20.481	31.950		11	1'42.273	*	28.883	20.317	20.387	32.686*	213.4
7	1'40.651		29.173	20.723	20.239	30.516	209.7	12	1'40.220	*	28.906	20.361	20.244	30.709*	212.5
8	1'39.987		28.982	20.409	20.075	30.521	212.5	13	1'48.583	*	28.994	20.520	20.133	38.936*	210.5
9	1'38.574	P	28.807	20.519	20.071	29.177	212.1	17th 95 Collin VEIJER Liqui Moly Husqvarna NED Runs=2 Total laps=14 Full laps=11 Valid laps=11							
10	2'11.548		30.708	21.913	20.352	33.999		1	3'06.118		26.848	21.705	21.225	31.587	
11	1'50.624		28.883	20.599	20.578	40.564	213.4	2	1'42.279		29.681	20.551	20.888	31.159	213.4
12	1'51.493				23.372	32.269	210.5	3	1'41.103		29.375	20.522	20.409	30.797	214.2
13	1'39.957		28.774	20.429	20.103	30.651	215.1	4	1'40.514		29.105	20.427	20.332	30.650	213.8
14	1'40.183		28.911	20.389	20.479	30.404	219.0	5	1'40.249		28.982	20.435	20.285	30.547	213.8
15	1'39.724		28.844	20.269	20.129	30.482	217.3	6	1'39.877		28.957	20.239	20.223	30.458	213.4
14th 93 Arbi ADITAMA Honda Team Asia INA Runs=2 Total laps=13 Full laps=10 Valid laps=9							7	1'44.914	P	29.057	21.937	23.573	30.347	213.8	
1	2'25.316	*	27.196	20.919*	20.876	31.184		8	7'01.301		27.776	21.308	20.628	30.786	
2	1'41.189		29.210	20.720	20.329	30.930	213.8	9	1'40.272		29.066	20.301	20.295	30.610	213.4
3	1'44.713		29.278	20.851	23.028	31.556	214.7	10	1'39.975		28.885	20.308	20.236	30.546	213.4
4	1'41.061	*	29.253	20.555	20.306	30.947*	211.7	11	2'03.404		28.946	21.753	28.487	44.218	213.4
5	1'41.113		29.181	20.496	20.523	30.913	211.3	12	1'47.516		29.276	20.614	24.171	33.455	215.1
6	1'40.967		29.241	20.485	20.374	30.867	209.3	13	1'59.875		29.183	20.737	30.658	39.297	213.8
7	1'45.193	P	30.08*	22.179	21.300	31.629	211.3	14	1'40.398		29.136	20.361	20.340	30.561	213.8
8	10'09.692		33.372	21.209	20.554	31.100		18th 31 Adrian FERNANDEZ Leopard Racing SPA Runs=3 Total laps=15 Full laps=10 Valid laps=9							
9	1'40.424		29.117	20.420	20.229	30.658	213.0	1	2'36.847		30.028	21.571	21.021	31.586	
10	1'48.012		33.503	21.063	20.372	33.074	215.5	2	1'40.989		29.224	20.513	20.418	30.834	215.1
11	1'40.114		28.872	20.376	20.192	30.674	216.0	3	1'40.172		28.903	20.463	20.309	30.497	215.1
12	2'00.162		43.618	21.773	20.375	34.396	210.5	4	1'40.008		28.827	20.341	20.333	30.507	214.7
13	1'39.779		28.709	20.401	20.124	30.545	213.8	5	1'40.293		28.904	20.411	20.307	30.671	215.1
15th 27 Kaito TOBA SIC58 Squadra Corse JPN Runs=2 Total laps=14 Full laps=11 Valid laps=10							6	1'40.805		29.042	20.567	20.445	30.751	214.7	
1	2'38.902		29.664	21.551	21.852	31.705		7	1'45.701	*	32.95*	21.188	20.988	30.568	213.0
2	1'42.255		29.550	20.942	20.511	31.252	210.5	8	1'40.565		28.985	20.486	20.359	30.735	213.8
3	1'41.680		29.294	20.772	20.633	30.981	210.9	9	1'44.124	P	29.107	21.036	21.050	32.931	214.2
4	1'44.098		29.252	20.705	23.556	30.585	212.1	10	5'19.377		30.981	22.385	20.930	31.232	
5	1'40.434		28.992	20.535	20.287	30.620	213.0	11	1'41.928	P	29.228	20.614	20.656	31.430	213.4
6	1'40.099		28.901	20.519	20.192	30.487	211.7	12	3'07.290		38.379	29.810	24.491	34.304	
7	1'40.178	*	28.90*	20.552	20.172	30.545	212.5	13	1'40.696		28.784	20.299	20.636	30.977	217.3
8	1'47.777	P	28.991	20.597	20.737	37.452	212.5	14	1'39.973		28.865	20.376	20.220	30.512	216.0
9	8'12.664		30.457	21.121	20.291	30.646		15	1'39.942		28.931	20.350	20.304	30.357	216.0
10	1'40.237		28.705	20.386	20.204	30.942	213.8	19th 43 Xavier ARTIGAS CFMOTO Racing Pru SPA Runs=2 Total laps=13 Full laps=10 Valid laps=8							
11	1'51.089		36.855	21.140	20.528	32.566	212.1	1	2'12.472		26.915	21.412	20.953	31.764	
12	1'43.058		28.679	22.273	20.687	31.419	215.1								
13	1'40.104		28.893	20.568	20.069	30.574	212.5								

Fastest Lap: Jaume MASIA Leopard Racing SPA 1'38.781 28.503 19.936 19.941 30.401

These data/results cannot be reproduced, stored and/or transmitted in whole or in part by any manner of electronic, mechanical, photocopying, recording, broadcasting or otherwise now known or herein after developed without the previous express consent by the copyright owner, except for reproduction in daily press and regular printed publications on sale to the public within 60 days of the event related to those data/results and always provided that copyright symbol appears together as follows below.
© DORNA, 2023



Practice Nr. 3

Moto3

Lap	Lap Time	T1	T2	T3	T4	Speed	Lap	Lap Time	T1	T2	T3	T4	Speed
2	1'41.561 *	29.797	20.575*	20.443	30.746	209.7	3	1'40.467	29.070	20.267	20.434	30.696	216.8
3	1'40.701	28.995	20.537	20.244	30.925	213.0	4	1'40.579	29.027	20.607	20.259	30.686	211.7
4	1'40.648 *	28.944	20.553	20.231	30.920*	214.7	5	1'40.399	29.083	20.571	20.175	30.570	211.3
5	1'47.830	29.186	20.643	24.041	33.960	214.2	6	1'40.203	28.936	20.616	20.032	30.619	211.3
6	1'42.242	29.046	20.800	20.938	31.458	211.7	7	1'40.374 *	29.21*	20.463	20.141	30.560	208.4
7	1'41.992 P	29.093	20.519	20.437	31.943	212.1	8	1'42.469 P	28.818	20.272	20.434	32.945	212.5
8	9'46.414	29.287	21.763	21.117	30.978		9	10'10.916 *	44.421	22.480	21.085	30.983*	
9	1'43.820	28.935	20.468	20.494	33.923	217.3	10	1'40.318	29.144	20.794	19.978	30.402	215.5
10	1'39.957	28.773	20.350	20.193	30.641	215.5	11	1'40.789	28.625	20.232	19.981	31.951	216.0
11	1'40.447	28.766	20.507	20.277	30.897	214.7	12	1'40.477	28.903	20.731	20.190	30.653	213.0
12	1'45.613	28.858	20.288	20.675	35.792	214.2	13	1'42.756	29.018	20.653	20.637	32.448	216.0
13	1'41.648	28.796	20.613	20.290	31.949	213.8							

20th 72 Taiyo FURUSATO Honda Team Asia JPN
Runs=2 Total laps=5 Full laps=2 Valid laps=5

1	3'12.344	26.961	22.401	20.566	31.236	
2	1'40.688	29.144	20.579	20.248	30.717	212.5
unfinished	28.940	20.441	20.023			212.5
3	1'38.934	26.647	20.880	20.349	31.058	
4	1'40.148	28.944	20.547	19.948	30.709	212.1
5	1'40.010	28.921	20.459	20.172	30.458	212.1

21st 64 Mario AJI Honda Team Asia INA
Runs=2 Total laps=13 Full laps=10 Valid laps=8

1	2'47.573	27.139	20.924	20.832	31.598	
2	1'42.246 *	30.046	20.670*	20.823	30.707	212.1
3	1'40.753	29.093	20.461	20.575	30.624	213.0
4	1'41.581	29.121	20.972	20.391	31.097	210.1
5	1'40.036	28.917	20.347	20.152	30.620	213.0
6	1'41.611	28.916	20.447	20.782	31.466	209.7
7	1'45.550 P	29.47*	21.954*	21.241	32.881	207.6
8	9'46.805	31.885	22.585	21.038	31.938	
9	1'42.572	29.340	21.282	20.918	31.032	210.1
10	1'49.929 *	34.257	22.503*	20.542	32.627	209.7
11	1'43.999	29.219	21.909	20.630	32.241	210.5
12	1'40.853	28.960	20.674	20.581	30.638	211.7
13	1'41.906	29.120	20.843	20.493	31.450	210.1

22nd 70 Joshua WHATLEY VisionTrack Racing T GBR
Runs=2 Total laps=11 Full laps=8 Valid laps=6

1	3'17.200	29.200	23.366	21.410	31.437	
2	1'41.404	29.268	20.865	20.453	30.818	210.9
3	1'52.526 *	29.934	22.867	26.816	32.909*	210.1
4	1'40.843 *	29.04*	20.738	20.276	30.782	210.5
5	1'43.985 P	31.370	21.487	20.558	30.570	209.7
6	12'34.725	30.263	21.493	20.502	32.064	
7	1'51.111	28.725	20.629	20.197	41.560	213.4
8	1'40.486	28.838	20.642	20.245	30.761	214.2
9	1'46.703	29.345	21.651	21.892	33.815	211.7
10	1'40.300	28.797	20.668	20.297	30.538	216.0
11	1'40.045	28.786	20.385	20.175	30.699	216.4

23rd 6 Ryusei YAMANAKA Gaviota GASGAS Asp JPN
Runs=2 Total laps=13 Full laps=10 Valid laps=9

1	2'48.877	26.428	20.866	20.692	30.974	
2	1'41.208	29.209	20.546	20.553	30.900	213.8

24th 54 Riccardo ROSSI SIC58 Squadra Corse ITA
Runs=2 Total laps=14 Full laps=10 Valid laps=7

1	2'23.546 *	26.929	21.571*	20.996	31.666	
2	1'42.793	29.777	20.940	20.762	31.314	210.5
3	1'52.897 *	29.314	21.048*	27.215	35.320	213.0
4	1'41.198	29.099	20.625	20.415	31.059	214.7
5	1'40.508	29.030	20.479	20.264	30.735	213.4
6	1'48.897	29.190	20.663	24.201	34.843	217.3
7	1'40.171 *	28.85*	20.367	20.229	30.722	214.2
8	1'45.752 P	28.782	20.418	20.353	36.199	216.0
9	8'14.669	30.389	21.090	20.661	32.403	
10	1'51.104	28.821	20.591	20.266	41.426	215.5
11	1'43.225	28.830	20.590	22.017	31.788	215.5
12	1'44.104 *	28.613	20.380	20.377	34.734*	217.3
13	1'40.232	28.808	20.604	20.155	30.665	216.4
14	1'47.009 P	28.704	20.450	24.057	33.798	216.4

25th 63 Syarifuddin AZMAN MT Helmets - MSI MAL
Runs=2 Total laps=14 Full laps=11 Valid laps=8

1	2'14.129 *	26.767	21.138*	20.755	32.093	
2	1'41.397 *	29.426	20.634*	20.367	30.970	215.1
3	1'41.819	29.232	20.696	20.876	31.015	214.2
4	1'41.768 *	29.440	20.879	20.439	31.010*	212.5
5	1'44.418 *	29.459	21.090*	20.634	33.235	211.3
6	1'45.243	29.039	20.677	21.001	34.526	213.8
7	2'16.107 P	1'00.929	22.311	21.057	31.810	215.1
8	8'00.875	25.337	20.919	20.450	30.861	
9	1'40.867	29.176	20.635	20.354	30.702	212.5
10	1'52.790	29.024	21.239	20.927	41.600	214.7
11	1'40.644	28.831	20.611	20.334	30.868	215.5
12	1'43.427	28.890	20.692	20.335	33.510	215.1
13	1'40.305	28.930	20.512	20.285	30.578	216.0
14	1'52.224	29.008	20.802	28.113	34.301	215.5

26th 9 Nicola Fabio CARR Rivacold Snipers Tea ITA
Runs=2 Total laps=15 Full laps=12 Valid laps=6

1	2'13.927 *	27.170	21.099*	20.951	32.151	
2	1'41.367 *	29.369	20.592*	20.419	30.987	214.2
3	1'43.771 *	29.272	20.739*	21.216	32.544	213.4
4	1'41.153 *	29.266	20.695*	20.435	30.757*	212.5
5	1'41.030	29.259	20.695	20.235	30.841	212.1
6	1'47.120	30.729	20.950	22.294	33.147	209.7
7	1'42.218	29.827	21.114	20.530	30.747	214.2
8	1'40.490	29.037	20.533	20.320	30.600	213.0

Fastest Lap: Jaume MASIA Leopard Racing SPA 1'38.781 28.503 19.936 19.941 30.401

These data/results cannot be reproduced, stored and/or transmitted in whole or in part by any manner of electronic, mechanical, photocopying, recording, broadcasting or otherwise now known or herein after developed without the previous express consent by the copyright owner, except for reproduction in daily press and regular printed publications on sale to the public within 60 days of the event related to those data/results and always provided that copyright symbol appears together as follows below.
© DORNA, 2023

Practice Nr. 3

Moto3

Lap	Lap Time		T1	T2	T3	T4	Speed	Lap	Lap Time		T1	T2	T3	T4	Speed
9	1'44.757	P	29.075	20.571*	20.353	34.758	213.0	13	1'41.027		29.081	20.707	20.284	30.955	211.3
10	1'01.398		26.647	21.203	20.334	31.065									
11	1'48.934	*	29.271	20.973	25.035	33.655*	211.3								
12	1'40.631		28.876	20.598	20.504	30.653	217.7								
13	1'40.368		28.930	20.492	20.288	30.658	215.1								
14	1'40.149	*	28.908	20.464*	20.256	30.521	215.1								
15	1'53.828	*	28.903	20.609	25.238	39.078*	218.1								

27th 12 **Noah DETTWILER** CIP Green Power SWI
Runs=2 Total laps=14 Full laps=11 Valid laps=8

1	2'23.919	*	26.761	21.432*	21.027	31.408									
2	1'42.796		29.794	21.691	20.476	30.835	211.7								
3	1'41.732		29.403	20.588	20.777	30.964	214.7								
4	1'41.646	*	29.421	20.809	20.570	30.846*	209.7								
5	1'49.148		32.863	21.152	24.341	30.792	208.8								
6	1'41.306		29.395	20.759	20.487	30.665	211.3								
7	1'50.295	*	29.79*	21.277	28.339	30.881	210.5								
8	1'43.854	P	29.311	21.197	20.587	32.759	212.5								
9	1'39.537		28.943	21.515	21.103	31.204									
10	1'40.537		29.153	20.471	20.365	30.548	213.8								
11	1'41.612		29.704	20.678	20.515	30.715	210.1								
12	1'40.776		29.027	20.703	20.361	30.685	214.7								
13	1'46.765	*	29.209	20.959*	20.719	35.878	211.3								
14	1'40.631		28.992	20.484	20.500	30.655	214.7								

28th 20 **Lorenzo FELLON** CIP Green Power FRA
Runs=2 Total laps=14 Full laps=11 Valid laps=8

1	2'23.678	*	26.515	21.748*	20.883	31.574									
2	1'42.964		29.772	20.967	20.657	31.568	213.4								
3	1'51.667	*	29.237	20.724*	24.010	37.696	216.8								
4	1'41.052	*	29.076	20.695*	20.372	30.909	213.4								
5	1'41.353		29.160	20.883	20.421	30.889	211.7								
6	1'45.172		29.202	21.084	23.505	31.381	211.3								
7	1'41.062	*	29.04*	20.830	20.417	30.766	211.7								
8	1'43.006	P	30.538	21.288*	20.883	30.297	211.3								
9	1'43.737		28.911	21.596	20.977	31.142									
10	1'43.121		29.010	20.592	20.589	32.930	213.4								
11	1'43.316		28.946	20.711	20.204	33.455	213.8								
12	1'47.541		29.257	20.660	24.219	33.405	215.5								
13	2'00.510		29.123	20.757	29.174	41.456	215.1								
14	1'40.712		29.038	20.707	20.270	30.697	213.4								

29th 22 **Ana CARRASCO** BOE Motorsports SPA
Runs=2 Total laps=13 Full laps=10 Valid laps=8

1	1'59.116		31.848	22.095	22.289	32.042									
2	1'43.722		30.100	21.412	20.866	31.344	204.9								
3	1'42.640		29.639	21.118	20.797	31.086	206.5								
4	1'49.145	*	32.244	23.658	21.607	31.636*	207.2								
5	1'47.458	*	29.482	21.186*	21.492	35.298	208.0								
6	1'42.045		29.435	21.000	20.560	31.050	208.0								
7	1'42.324	P	29.486	21.011	20.479	31.348	205.7								
8	1'48.014		29.309	21.832	21.291	31.586									
9	1'41.038		29.250	20.649	20.351	30.788	213.0								
10	1'42.036		29.297	21.355	20.444	30.940	209.7								
11	1'41.154		29.265	20.684	20.319	30.886	208.8								
12	1'43.235		30.415	21.296	20.376	31.148	211.7								

Fastest Lap: Jaume MASIA Leopard Racing SPA **1'38.781** 28.503 19.936 19.941 30.401

These data/results cannot be reproduced, stored and/or transmitted in whole or in part by any manner of electronic, mechanical, photocopying, recording, broadcasting or otherwise now known or herein after developed without the previous express consent by the copyright owner, except for reproduction in daily press and regular printed publications on sale to the public within 60 days of the event related to those data/results and always provided that copyright symbol appears together as follows below.
© DORNA, 2023

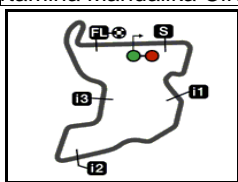
Official MotoGP Timing by TISSOT
www.motogp.com

Lombok, Saturday, October 14, 2023

Page 5 of 5

motogp





4301 m.

PERTAMINA GRAND PRIX OF INDONESIA

Practice Nr. 3

Best Partial Times


IT Ideal Lap Time, sum of the best partial times

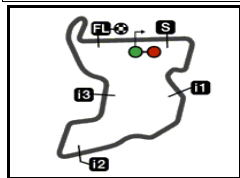
BT Best Lap Time

T1		T2		T3		T4				IT		BT	
Pos	Rider	Time	Rider	Time	Rider	Time	Rider	Time	Pos	Rider			
1	M.BERTELLE	28.374	J.MASIA	19.936	J.MASIA	19.924	D.MOREIRA	30.126	1	J.MASIA	1'38.614	1'38.781	(1)
2	J.MASIA	28.503	D.HOLGADO	19.987	S.NEPA	19.947	D.HOLGADO	30.140	2	D.HOLGADO	1'38.675	1'38.902	(2)
3	D.HOLGADO	28.535	D.ÖNCÜ	20.058	T.FURUSATO	19.948	J.MASIA	30.251	3	M.BERTELLE	1'38.827	1'38.974	(3)
4	I.ORTOLÁ	28.592	S.NEPA	20.103	D.ÖNCÜ	19.960	M.BERTELLE	30.270	4	S.NEPA	1'39.058	1'39.559	(10)
5	S.NEPA	28.595	M.BERTELLE	20.183	R.YAMANAKA	19.978	J.RUEDA	30.326	5	D.MOREIRA	1'39.066	1'39.290	(4)
6	R.ROSSI	28.613	J.RUEDA	20.204	D.MOREIRA	19.979	D.ALONSO	30.339	6	D.ÖNCÜ	1'39.160	1'39.445	(7)
7	R.YAMANAKA	28.625	D.ALONSO	20.207	M.BERTELLE	20.000	D.ÖNCÜ	30.356	7	R.YAMANAKA	1'39.237	1'40.203	(23)
8	A.SASAKI	28.658	A.SASAKI	20.226	K.TOBA	20.006	A.FERNANDEZ	30.357	8	J.RUEDA	1'39.276	1'39.374	(5)
9	K.TOBA	28.679	R.YAMANAKA	20.232	A.SASAKI	20.012	A.SASAKI	30.382	9	A.SASAKI	1'39.278	1'39.427	(6)
10	J.RUEDA	28.683	C.VEIJER	20.239	D.HOLGADO	20.013	R.YAMANAKA	30.402	10	I.ORTOLÁ	1'39.325	1'39.453	(8)
11	A.ADITAMA	28.709	D.MOREIRA	20.244	F.FARIOLI	20.027	I.ORTOLÁ	30.403	11	D.ALONSO	1'39.356	1'39.466	(9)
12	J.KELSO	28.712	S.OGDEN	20.269	I.ORTOLÁ	20.034	S.OGDEN	30.404	12	J.KELSO	1'39.506	1'39.623	(11)
13	D.MOREIRA	28.717	X.ARTIGAS	20.288	J.KELSO	20.036	S.NEPA	30.413	13	S.OGDEN	1'39.518	1'39.724	(13)
14	D.ALONSO	28.722	I.ORTOLÁ	20.296	D.MUÑOZ	20.039	D.MUÑOZ	30.420	14	K.TOBA	1'39.558	1'39.842	(15)
15	J.WHATLEY	28.725	A.FERNANDEZ	20.299	J.RUEDA	20.063	J.KELSO	30.428	15	D.MUÑOZ	1'39.584	1'39.707	(12)
16	X.ARTIGAS	28.766	F.FARIOLI	20.317	S.OGDEN	20.071	T.FURUSATO	30.458	16	A.FERNANDEZ	1'39.660	1'39.942	(18)
17	S.OGDEN	28.774	J.KELSO	20.330	D.ALONSO	20.088	C.VEIJER	30.458	17	F.FARIOLI	1'39.688	1'39.844	(16)
18	D.MUÑOZ	28.776	M.AJI	20.347	A.ADITAMA	20.124	K.TOBA	30.487	18	A.ADITAMA	1'39.754	1'39.779	(14)
19	A.FERNANDEZ	28.784	D.MUÑOZ	20.349	M.AJI	20.152	N.CARRARO	30.521	19	T.FURUSATO	1'39.768	1'40.010	(20)
20	D.ÖNCÜ	28.786	R.ROSSI	20.367	R.ROSSI	20.155	F.FARIOLI	30.538	20	R.ROSSI	1'39.800	1'40.232	(24)
21	F.FARIOLI	28.806	A.ADITAMA	20.376	J.WHATLEY	20.175	J.WHATLEY	30.538	21	C.VEIJER	1'39.805	1'39.877	(17)
22	S.AZMAN	28.831	J.WHATLEY	20.385	X.ARTIGAS	20.193	A.ADITAMA	30.545	22	J.WHATLEY	1'39.823	1'40.045	(22)
23	N.CARRARO	28.876	K.TOBA	20.386	L.FELLON	20.204	N.DETTWILER	30.548	23	X.ARTIGAS	1'39.888	1'39.957	(19)
24	C.VEIJER	28.885	T.FURUSATO	20.441	A.FERNANDEZ	20.220	S.AZMAN	30.578	24	M.AJI	1'40.035	1'40.036	(21)

These data/results cannot be reproduced, stored and/or transmitted in whole or in part by any manner of electronic, mechanical, photocopying, recording, broadcasting or otherwise now known or herein after developed without the previous express consent by the copyright owner, except for reproduction in daily press and regular printed publications on sale to the public within 60 days of the event related to those data/results and always provided that copyright symbol appears together as follows below.
© DORNA, 2023

Pertamina Mandalika Circuit

Results and timing service provided by  TISSOT



4301 m.

PERTAMINA GRAND PRIX OF INDONESIA

Practice Nr. 3

Best Partial Times

Moto3™

IT Ideal Lap Time, sum of the best partial times

BT Best Lap Time

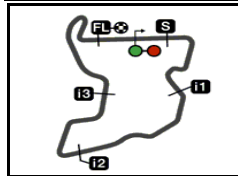
T1		T2		T3		T4				<i>IT</i>	<i>BT</i>	
Pos	Rider	Time	Rider	Time	Rider	Time	Rider	Time	Pos	Rider		
25	M.AJI	28.916	N.DETTWILER	20.471	C.VEIJER	20.223	M.AJI	30.620	25	N.CARRARO	1'40.124	1'40.368 (26)
26	T.FURUSATO	28.921	N.CARRARO	20.492	N.CARRARO	20.235	X.ARTIGAS	30.641	26	S.AZMAN	1'40.206	1'40.305 (25)
27	L.FELLON	28.946	S.AZMAN	20.512	A.CARRASCO	20.284	R.ROSSI	30.665	27	N.DETTWILER	1'40.372	1'40.537 (27)
28	N.DETTWILER	28.992	L.FELLON	20.592	S.AZMAN	20.285	L.FELLON	30.697	28	L.FELLON	1'40.439	1'40.712 (28)
29	A.CARRASCO	29.081	A.CARRASCO	20.649	N.DETTWILER	20.361	A.CARRASCO	30.788	29	A.CARRASCO	1'40.802	1'41.027 (29)

These data/results cannot be reproduced, stored and/or transmitted in whole or in part by any manner of electronic, mechanical, photocopying, recording, broadcasting or otherwise now known or herein after developed without the previous express consent by the copyright owner, except for reproduction in daily press and regular printed publications on sale to the public within 60 days of the event related to those data/results and always provided that copyright symbol appears together as follows below.
© DORNA, 2023

Official MotoGP Timing by  TISSOT
www.motogp.com







4301 m.

PERTAMINA GRAND PRIX OF INDONESIA

Practice Nr. 3

Fastest Laps Sequence

<i>Practice Time</i>	 <i>Rider</i>	<i>Nation</i>	<i>Motorcycle</i>	<i>Time</i>	<i>Km/h</i>	<i>Rider's Lap</i>
3'42.838	22 Ana CARRASCO	SPA	KTM	1'43.722	149.2	2
3'53.654	99 José Antonio RUEDA	SPA	KTM	1'40.986	153.3	2
4'05.130	44 David MUÑOZ	SPA	KTM	1'40.262	154.4	2
4'57.021	5 Jaume MASIA	SPA	HONDA	1'40.150	154.6	2
5'34.454	18 Matteo BERTELLE	ITA	HONDA	1'39.938	154.9	3
6'06.509	10 Diogo MOREIRA	BRA	KTM	1'39.778	155.1	3
7'46.003	10 Diogo MOREIRA	BRA	KTM	1'39.494	155.6	4
7'48.999	96 Daniel HOLGADO	SPA	KTM	1'39.461	155.6	4
11'04.823	10 Diogo MOREIRA	BRA	KTM	1'39.290	155.9	6
13'14.397	5 Jaume MASIA	SPA	HONDA	1'39.075	156.2	7
28'04.025	96 Daniel HOLGADO	SPA	KTM	1'38.902	156.5	14
29'46.900	5 Jaume MASIA	SPA	HONDA	1'38.781	156.7	13

These data/results cannot be reproduced, stored and/or transmitted in whole or in part by any manner of electronic, mechanical, photocopying, recording, broadcasting or otherwise now known or herein after developed without the previous express consent by the copyright owner, except for reproduction in daily press and regular printed publications on sale to the public within 60 days of the event related to those data/results and always provided that copyright symbol appears together as follows below.

© DORNA, 2023

Official MotoGP Timing by TISSOT
www.motogp.com

Lombok, Saturday, October 14, 2023

