


4301 m.

PERTAMINA GRAND PRIX OF INDONESIA

Qualifying Nr. 1

Classification

17

	Rider	Nation	Team	Motorcycle	Time	Lap	Total	Gap	Top Speed
1	10 Luca MARINI	ITA	Mooney VR46 Racing Team	DUCATI	1'30.383	7	9		314.8
2	23 Enea BASTIANINI	ITA	Ducati Lenovo Team	DUCATI	1'30.527	8	9	0.144 0.144	313.0
3	1 Francesco BAGNAIA	ITA	Ducati Lenovo Team	DUCATI	1'30.626	7	9	0.243 0.099	316.7
4	5 Johann ZARCO	FRA	Prima Pramac Racing	DUCATI	1'30.713	3	6	0.330 0.087	316.7
5	21 Franco MORBIDELLI	ITA	Monster Energy Yamaha MotoGP	YAMAHA	1'30.729	7	9	0.346 0.016	311.2
6	44 Pol ESPARGARO	SPA	GASGAS Factory Racing Tech3	KTM	1'31.006	7	9	0.623 0.277	314.8
7	25 Raul FERNANDEZ	SPA	CryptoDATA RNF MotoGP Team	APRILIA	1'31.031	7	9	0.648 0.025	311.2
8	37 Augusto FERNANDEZ	SPA	GASGAS Factory Racing Tech3	KTM	1'31.034	7	9	0.651 0.003	311.2
9	36 Joan MIR	SPA	Repsol Honda Team	HONDA	1'31.143	6	9	0.760 0.109	312.1
10	30 Takaaki NAKAGAMI	JPN	LCR Honda IDEMITSU	HONDA	1'31.192	7	9	0.809 0.049	309.4
11	42 Alex RINS	SPA	LCR Honda CASTROL	HONDA	1'31.458	8	9	1.075 0.266	307.6

Practice condition: Dry
 Air: 33°
 Humidity: 65%
 Ground: 55°

Fastest Lap:	Lap: 7	Luca MARINI	1'30.383	171.3 Km/h
Best Race Lap:	2022	Fabio QUARTARARO	1'38.749	156.7 Km/h
All Time Lap Record:	2023	Luca MARINI	1'30.383	171.3 Km/h

The results are provisional until the end of the limit for protest and appeals.

Time limit for protest expires 60' after publication of the results - Time:

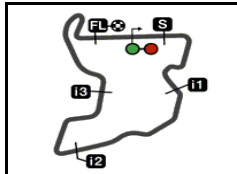
These data/results cannot be reproduced, stored and/or transmitted in whole or in part by any manner of electronic, mechanical, photocopying, recording, broadcasting or otherwise now known or herein after developed without the previous express consent by the copyright owner, except for reproduction in daily press and regular printed publications on sale to the public within 60 days of the event related to those data/results and always provided that copyright symbol appears together as follows below.

© DORNA, 2023

Official MotoGP Timing by **TISSOT**
 www.motogp.com



Lombok, Saturday, October 14, 2023



4301 m.

PERTAMINA GRAND PRIX OF INDONESIA

Qualifying Nr. 1

Top Speed & Average

18



<i>Rider</i>	<i>Nation</i>	<i>Motorcycle</i>	<i>Top 5 speeds</i>					<i>Average</i>	<i>Top</i>
1 Francesco BAGNAIA	ITA	DUCATI	316.7	315.7	315.7	314.8	314.8	315.5	316.7
5 Johann ZARCO	FRA	DUCATI	316.7	315.7	314.8	313.9	274.1	307.0	316.7
10 Luca MARINI	ITA	DUCATI	314.8	314.8	313.9	313.9	313.9	314.3	314.8
44 Pol ESPARGARO	SPA	KTM	314.8	313.9	313.0	312.1	311.2	312.7	314.8
23 Enea BASTIANINI	ITA	DUCATI	313.0	312.1	312.1	311.2	309.4	311.2	313.0
36 Joan MIR	SPA	HONDA	312.1	311.2	311.2	310.3	309.4	310.8	312.1
21 Franco MORBIDELLI	ITA	YAMAHA	311.2	311.2	310.3	310.3	309.4	310.5	311.2
25 Raul FERNANDEZ	SPA	APRILIA	311.2	311.2	310.3	309.4	309.4	310.2	311.2
37 Augusto FERNANDEZ	SPA	KTM	311.2	311.2	310.3	310.3	310.3	310.7	311.2
30 Takaaki NAKAGAMI	JPN	HONDA	309.4	309.4	308.5	306.8	305.0	307.4	309.4
42 Alex RINS	SPA	HONDA	307.6	307.6	306.8	305.9	300.0	305.6	307.6

These data/results cannot be reproduced, stored and/or transmitted in whole or in part by any manner of electronic, mechanical, photocopying, recording, broadcasting or otherwise now known or herein after developed without the previous express consent by the copyright owner, except for reproduction in daily press and regular printed publications on sale to the public within 60 days of the event related to those data/results and always provided that copyright symbol appears together as follows below.

© DORNA, 2023

Official MotoGP Timing by **TISSOT**
www.motogp.com



Lombok, Saturday, October 14, 2023



4301 m.

PERTAMINA GRAND PRIX OF INDONESIA

Qualifying Nr. 1

Chronological Analysis of Performances

19

* Lap / Sector time cancelled T1 Time from finish line to 1st intermediate T3 Time from 2nd intermed. to 3rd intermed.
 P Crossing the finish line in pit lane T2 Time from 1st intermed. to 2nd intermed. T4 Time from 3rd intermediate to finish line
 **Tyre data subject to further updates

Lap	Lap Time	T1	T2	T3	T4	Speed	Lap	Lap Time	T1	T2	T3	T4	Speed			
1st	10	Luca MARINI DUCATI ITA						5	2'59.024	25.253	19.223	19.043	28.143			
		Mooney VR46 Racing Team						6	1'30.942	25.277	18.824	18.785	28.056	314.8		
		Runs=2 Total laps=9 Full laps=5 Valid laps=5						7	1'30.626	25.226	18.783	18.685	27.932	315.7		
Run #	1	Front Tyre	Slick-Soft	Rear Tyre	Slick-Soft		8	1'30.740	25.207	18.704	18.892	27.937	316.7			
		New Tyre		New Tyre			9	2'01.948 P	31.171	36.239*	21.925*	32.613	295.8			
1	2'11.472	26.061	19.812	19.530	28.857											
2	1'31.002	25.442	18.823	18.758	27.979	314.8										
3	1'34.770	27.313	19.588	19.351	28.518	284.9										
4	1'40.654 P	25.234	25.461*	20.437	29.522	313.9										
Run #	2	Front Tyre	Slick-Soft	Rear Tyre	Slick-Soft											
		4 Laps at start		New Tyre												
5	2'32.188	24.600	19.122	19.064	28.387											
6	1'33.755	25.213	18.554	18.726	31.262	313.9										
7	1'30.383	25.195	18.568	18.616	28.004	314.8										
8	1'45.774	37.011	20.014	19.844	28.905	299.1										
9	1'50.101 P	25.342	26.578*	23.718*	34.463	313.9										
4th	5	Johann ZARCO DUCATI FRA														
		Prima Pramac Racing														
		Runs=2 Total laps=6 Full laps=3 Valid laps=3														
Run #	1	Front Tyre	Slick-Soft	Rear Tyre	Slick-Soft											
		New Tyre		New Tyre												
1	2'08.003	25.626	20.203	19.535	28.570											
2	1'31.254	25.410	18.926	18.899	28.019	313.9										
3	1'30.713	25.236	18.769	18.733	27.975	314.8										
4	1'49.968 P	34.419	23.598	20.986	30.965	274.1										
Run #	2	Front Tyre	Slick-Soft	Rear Tyre	Slick-Soft											
		4 Laps at start		New Tyre												
5	5'26.576	29.625	19.825	19.299	28.511											
6	1'34.454	26.424	20.250	19.477	28.303	315.7										
	unfinished	25.561	18.714			316.7										
5th	21	Franco MORBIDELLI YAMAHA ITA														
		Monster Energy Yamaha MotoGP														
		Runs=2 Total laps=9 Full laps=5 Valid laps=5														
Run #	1	Front Tyre	Slick-Soft	Rear Tyre	Slick-Soft											
		New Tyre		New Tyre												
1	1'37.640	25.691	20.365	19.546	28.718											
2	1'31.402	25.374	18.892	18.797	28.339	308.5										
3	1'30.877	25.246	18.941	18.816	27.874	309.4										
4	1'48.954 P	30.718	23.942*	21.611	32.683	293.4										
Run #	2	Front Tyre	Slick-Soft	Rear Tyre	Slick-Soft											
		4 Laps at start		New Tyre												
5	3'11.268	26.128	19.983	19.240	28.262											
6	1'39.919	25.270	19.391	23.333	31.925	310.3										
7	1'30.729	25.190	18.766	18.851	27.922	311.2										
8	1'43.416	33.254	21.234	19.754	29.174	311.2										
9	1'55.616 P	32.225	27.382	23.275*	32.734	310.3										
6th	44	Poi ESPARGARO KTM SPA														
		GASGAS Factory Racing Tech3														
		Runs=2 Total laps=9 Full laps=5 Valid laps=5														
Run #	1	Front Tyre	Slick-Soft	Rear Tyre	Slick-Soft											
		New Tyre		New Tyre												
1	1'56.317	26.810	20.503	19.686	29.009											
2	1'35.223	25.526	20.915	19.996	28.786	313.0										
3	1'31.490	25.309	18.980	19.044	28.157	312.1										

Fastest Lap: Luca MARINI Mooney VR46 Racing ITA **1'30.383** 25.195 18.568 18.616 28.004

These data/results cannot be reproduced, stored and/or transmitted in whole or in part by any manner of electronic, mechanical, photocopying, recording, broadcasting or otherwise now known or herein after developed without the previous express consent by the copyright owner, except for reproduction in daily press and regular printed publications on sale to the public within 60 days of the event related to those data/results and always provided that copyright symbol appears together as follows below.
 © DORNA, 2023



Qualifying Nr. 1

MotoGP

Lap	Lap Time	T1	T2	T3	T4	Speed	Lap	Lap Time	T1	T2	T3	T4	Speed																																																																																																																																																																																																	
4	1'37.456	P	27.436	21.106	20.044	28.870	264.7	7	1'31.391	25.377	18.918	18.950	28.146	310.3																																																																																																																																																																																																
Run # 2	Front Tyre		Slick-Soft		Rear Tyre		Slick-Soft	8	1'40.165	31.777	19.653	19.312	29.423	305.0																																																																																																																																																																																																
	4 Laps at start				New Tyre			9	1'49.734 *	25.487	27.362*	22.094*	34.791	311.2																																																																																																																																																																																																
5	2'54.221		24.390	19.976	19.393	28.724		10th 30 Takaaki NAKAGAMI HONDA JPN																																																																																																																																																																																																						
6	1'36.152		25.387	18.986	21.575	30.204	314.8	LCR Honda IDEMITSU																																																																																																																																																																																																						
7	1'31.006		25.325	18.897	18.711	28.073	313.9	Runs=2 Total laps=9 Full laps=6 Valid laps=5																																																																																																																																																																																																						
8	1'38.934		25.354	18.964	22.826	31.790	311.2	Run # 1	Front Tyre		Slick-Soft		Rear Tyre		Slick-Soft																																																																																																																																																																																															
9	1'44.522	P	25.453	21.926*	25.450*	31.693	311.2		New Tyre				New Tyre																																																																																																																																																																																																	
7th 25 Raul FERNANDEZ APRILIA SPA							1	1'57.330	26.933	20.479	19.688	28.941																																																																																																																																																																																																		
CryptoDATA RNF MotoGP Team							2	1'38.197	25.638	19.346	21.225	31.988	304.2																																																																																																																																																																																																	
Runs=2 Total laps=9 Full laps=6 Valid laps=6							3	1'31.864	25.708	18.870	18.726	28.560	305.0																																																																																																																																																																																																	
Run # 1	Front Tyre		Slick-Soft		Rear Tyre		Slick-Soft	4	1'36.763	P	28.018	19.987	19.734	29.024	309.4																																																																																																																																																																																															
	New Tyre				New Tyre			Run # 2	Front Tyre		Slick-Soft		Rear Tyre		Slick-Soft																																																																																																																																																																																															
1	2'10.381		25.972	19.763	19.389	28.672			4 Laps at start				New Tyre																																																																																																																																																																																																	
2	1'31.700		25.452	19.003	18.898	28.347	309.4	5	2'56.965		26.287	20.163	19.259	28.419																																																																																																																																																																																																
3	1'31.089		25.336	18.935	18.777	28.041	311.2	6	1'40.628		25.539	18.863	23.820	32.406	305.0																																																																																																																																																																																															
4	1'44.073	P	28.080	24.358	20.923	30.712	294.2	7	1'31.192		25.528	18.753	18.831	28.080	306.8																																																																																																																																																																																															
Run # 2	Front Tyre		Slick-Soft		Rear Tyre		Slick-Soft	8	1'31.254		25.560	18.675	18.722	28.297	309.4																																																																																																																																																																																															
	4 Laps at start				New Tyre			9	1'30.815 *		25.351	18.718	18.744*	28.002	308.5																																																																																																																																																																																															
5	3'08.520		26.448	19.926	19.226	28.690		11th 42 Alex RINS HONDA SPA																																																																																																																																																																																																						
6	1'31.343		25.501	18.793	19.016	28.033	309.4	LCR Honda CASTROL																																																																																																																																																																																																						
7	1'31.031		25.380	18.708	18.902	28.041	311.2	Runs=2 Total laps=9 Full laps=6 Valid laps=5																																																																																																																																																																																																						
8	1'46.086		25.351	18.824	30.617	31.294	310.3	Run # 1	Front Tyre		Slick-Soft		Rear Tyre		Slick-Soft																																																																																																																																																																																															
9	1'39.484		25.345	18.802	21.297	34.040	309.4		New Tyre				New Tyre																																																																																																																																																																																																	
8th 37 Augusto FERNANDEZ KTM SPA							1	1'38.319	25.529	19.951	19.467	28.829																																																																																																																																																																																																		
GASGAS Factory Racing Tech3							2	1'32.271	25.703	19.144	19.035	28.389	306.8																																																																																																																																																																																																	
Runs=2 Total laps=9 Full laps=6 Valid laps=5							3	1'32.057	25.678	19.006	19.047	28.326	305.9																																																																																																																																																																																																	
Run # 1	Front Tyre		Slick-Soft		Rear Tyre		Slick-Soft	4	1'42.142	P	29.744	21.709	20.479	30.210	286.4																																																																																																																																																																																															
	New Tyre				New Tyre			Run # 2	Front Tyre		Slick-Soft		Rear Tyre		Slick-Soft																																																																																																																																																																																															
1	1'52.717		26.485	20.078	19.586	28.674			4 Laps at start				New Tyre																																																																																																																																																																																																	
2	1'31.464		25.527	18.985	18.866	28.086	310.3	5	3'02.547		24.961	20.030	20.802	28.672																																																																																																																																																																																																
3	1'31.118		25.350	18.855	18.822	28.091	311.2	6	1'31.803		25.629	18.928	18.965	28.281	307.6																																																																																																																																																																																															
4	1'39.512	P	27.696	22.205	20.152	29.459	306.8	7	1'43.230		30.526	19.945	19.975	32.784	300.0																																																																																																																																																																																															
Run # 2	Front Tyre		Slick-Soft		Rear Tyre		Slick-Soft	8	1'31.458		25.505	18.888	18.928	28.137	307.6																																																																																																																																																																																															
	4 Laps at start				New Tyre			9	1'56.116 *		32.834	27.687*	22.277*	33.318	283.4																																																																																																																																																																																															
5	3'07.369		25.936	19.720	19.028	29.143		6	1'38.890		25.434	18.815	22.343	32.298	305.9	9th 36 Joan MIR HONDA SPA							7	1'31.034		25.374	18.905	18.757	27.998	310.3	Repsol Honda Team							8	1'33.387		25.296	19.079	18.894	30.118	311.2	Runs=2 Total laps=9 Full laps=6 Valid laps=5							9	1'32.286 *		25.331	18.864	18.887*	29.204	310.3	Run # 1	Front Tyre		Slick-Soft		Rear Tyre		Slick-Soft	9th 36 Joan MIR HONDA SPA								New Tyre				New Tyre			Repsol Honda Team							1	1'36.836	25.522	20.240	19.457	28.515		Runs=2 Total laps=9 Full laps=6 Valid laps=5							2	1'31.513	25.470	18.902	18.870	28.271	311.2	Run # 1	Front Tyre		Slick-Soft		Rear Tyre		Slick-Soft	3	1'31.252	25.395	18.959	18.846	28.052	309.4		New Tyre				New Tyre			4	1'42.855	P	29.326	21.233	22.347	29.949	308.5	1	1'36.836		25.522	20.240	19.457	28.515		2	1'31.513		25.470	18.902	18.870	28.271	311.2	3	1'31.252		25.395	18.959	18.846	28.052	309.4	4	1'42.855	P	29.326	21.233	22.347	29.949	308.5	Run # 2	Front Tyre		Slick-Soft		Rear Tyre		Slick-Soft		4 Laps at start				New Tyre			5	2'58.662		23.785	19.402	18.993	28.187		6	1'31.143		25.263	18.847	18.878	28.155	312.1
6	1'38.890		25.434	18.815	22.343	32.298	305.9	9th 36 Joan MIR HONDA SPA																																																																																																																																																																																																						
7	1'31.034		25.374	18.905	18.757	27.998	310.3	Repsol Honda Team																																																																																																																																																																																																						
8	1'33.387		25.296	19.079	18.894	30.118	311.2	Runs=2 Total laps=9 Full laps=6 Valid laps=5																																																																																																																																																																																																						
9	1'32.286 *		25.331	18.864	18.887*	29.204	310.3	Run # 1	Front Tyre		Slick-Soft		Rear Tyre		Slick-Soft																																																																																																																																																																																															
9th 36 Joan MIR HONDA SPA								New Tyre				New Tyre																																																																																																																																																																																																		
Repsol Honda Team							1	1'36.836	25.522	20.240	19.457	28.515																																																																																																																																																																																																		
Runs=2 Total laps=9 Full laps=6 Valid laps=5							2	1'31.513	25.470	18.902	18.870	28.271	311.2																																																																																																																																																																																																	
Run # 1	Front Tyre		Slick-Soft		Rear Tyre		Slick-Soft	3	1'31.252	25.395	18.959	18.846	28.052	309.4																																																																																																																																																																																																
	New Tyre				New Tyre			4	1'42.855	P	29.326	21.233	22.347	29.949	308.5																																																																																																																																																																																															
1	1'36.836		25.522	20.240	19.457	28.515		2	1'31.513		25.470	18.902	18.870	28.271	311.2	3	1'31.252		25.395	18.959	18.846	28.052	309.4	4	1'42.855	P	29.326	21.233	22.347	29.949	308.5	Run # 2	Front Tyre		Slick-Soft		Rear Tyre		Slick-Soft		4 Laps at start				New Tyre			5	2'58.662		23.785	19.402	18.993	28.187		6	1'31.143		25.263	18.847	18.878	28.155	312.1																																																																																																																																															
2	1'31.513		25.470	18.902	18.870	28.271	311.2	3	1'31.252		25.395	18.959	18.846	28.052	309.4	4	1'42.855	P	29.326	21.233	22.347	29.949	308.5	Run # 2	Front Tyre		Slick-Soft		Rear Tyre		Slick-Soft		4 Laps at start				New Tyre			5	2'58.662		23.785	19.402	18.993	28.187		6	1'31.143		25.263	18.847	18.878	28.155	312.1																																																																																																																																																							
3	1'31.252		25.395	18.959	18.846	28.052	309.4	4	1'42.855	P	29.326	21.233	22.347	29.949	308.5	Run # 2	Front Tyre		Slick-Soft		Rear Tyre		Slick-Soft		4 Laps at start				New Tyre			5	2'58.662		23.785	19.402	18.993	28.187		6	1'31.143		25.263	18.847	18.878	28.155	312.1																																																																																																																																																															
4	1'42.855	P	29.326	21.233	22.347	29.949	308.5	Run # 2	Front Tyre		Slick-Soft		Rear Tyre		Slick-Soft		4 Laps at start				New Tyre			5	2'58.662		23.785	19.402	18.993	28.187		6	1'31.143		25.263	18.847	18.878	28.155	312.1																																																																																																																																																																							
Run # 2	Front Tyre		Slick-Soft		Rear Tyre		Slick-Soft		4 Laps at start				New Tyre			5	2'58.662		23.785	19.402	18.993	28.187		6	1'31.143		25.263	18.847	18.878	28.155	312.1																																																																																																																																																																															
	4 Laps at start				New Tyre			5	2'58.662		23.785	19.402	18.993	28.187		6	1'31.143		25.263	18.847	18.878	28.155	312.1																																																																																																																																																																																							
5	2'58.662		23.785	19.402	18.993	28.187		6	1'31.143		25.263	18.847	18.878	28.155	312.1																																																																																																																																																																																															
6	1'31.143		25.263	18.847	18.878	28.155	312.1																																																																																																																																																																																																							

Fastest Lap: Luca MARINI Mooney VR46 Racing ITA **1'30.383** 25.195 18.568 18.616 28.004

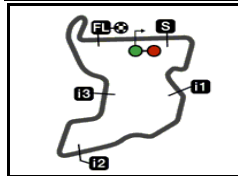
These data/results cannot be reproduced, stored and/or transmitted in whole or in part by any manner of electronic, mechanical, photocopying, recording, broadcasting or otherwise now known or herein after developed without the previous express consent by the copyright owner, except for reproduction in daily press and regular printed publications on sale to the public within 60 days of the event related to those data/results and always provided that copyright symbol appears together as follows below.
© DORNA, 2023

Official MotoGP Timing by **TISSOT**
www.motogp.com

Lombok, Saturday, October 14, 2023

Page 2 of 2





4301 m.

PERTAMINA GRAND PRIX OF INDONESIA

After the Qualifying Nr. 1

Event Best Maximum Speed



Rider	Nation	Team	Motorcycle	Km/h	
5 Johann ZARCO	FRA	Prima Pramac Racing	DUCATI	316.7	Qualifying Nr. 1
1 Francesco BAGNAIA	ITA	Ducati Lenovo Team	DUCATI	316.7	Qualifying Nr. 1
89 Jorge MARTIN	SPA	Prima Pramac Racing	DUCATI	314.8	Free Practice Nr. 2
10 Luca MARINI	ITA	Mooney VR46 Racing Team	DUCATI	314.8	Qualifying Nr. 1
72 Marco BEZZECCHI	ITA	Mooney VR46 Racing Team	DUCATI	314.8	Free Practice Nr. 2
12 Maverick VIÑALES	SPA	Aprilia Racing	APRILIA	314.8	Free Practice Nr. 2
44 Po ESPARGARO	SPA	GASGAS Factory Racing Tech3	KTM	314.8	Qualifying Nr. 1
33 Brad BINDER	RSA	Red Bull KTM Factory Racing	KTM	314.8	Free Practice Nr. 2
41 Aleix ESPARGARO	SPA	Aprilia Racing	APRILIA	313.9	Practice
43 Jack MILLER	AUS	Red Bull KTM Factory Racing	KTM	313.9	Free Practice Nr. 2
88 Miguel OLIVEIRA	POR	CryptoDATA RNF MotoGP Team	APRILIA	313.0	Free Practice Nr. 2
23 Enea BASTIANINI	ITA	Ducati Lenovo Team	DUCATI	313.0	Qualifying Nr. 1
20 Fabio QUARTARARO	FRA	Monster Energy Yamaha MotoGP	YAMAHA	312.1	Practice
36 Joan MIR	SPA	Repsol Honda Team	HONDA	312.1	Qualifying Nr. 1
93 Marc MARQUEZ	SPA	Repsol Honda Team	HONDA	312.1	Practice
25 Raul FERNANDEZ	SPA	CryptoDATA RNF MotoGP Team	APRILIA	311.2	Qualifying Nr. 1
21 Franco MORBIDELLI	ITA	Monster Energy Yamaha MotoGP	YAMAHA	311.2	Qualifying Nr. 1
37 Augusto FERNANDEZ	SPA	GASGAS Factory Racing Tech3	KTM	311.2	Qualifying Nr. 1
49 Fabio DI GIANNANTONIO	ITA	Gresini Racing MotoGP	DUCATI	310.3	Free Practice Nr. 2
30 Takaaki NAKAGAMI	JPN	LCR Honda IDEMITSU	HONDA	309.4	Qualifying Nr. 1
42 Alex RINS	SPA	LCR Honda CASTROL	HONDA	309.4	Practice
73 Alex MARQUEZ	SPA	Gresini Racing MotoGP	DUCATI	309.4	Free Practice Nr. 1

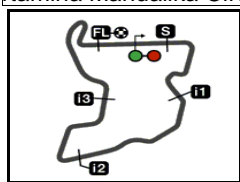
These data/results cannot be reproduced, stored and/or transmitted in whole or in part by any manner of electronic, mechanical, photocopying, recording, broadcasting or otherwise now known or herein after developed without the previous express consent by the copyright owner, except for reproduction in daily press and regular printed publications on sale to the public within 60 days of the event related to those data/results and always provided that copyright symbol appears together as follows below.

© DORNA, 2023

Official MotoGP Timing by TISSOT
www.motogp.com



Lombok, Saturday, October 14, 2023



4301 m.

PERTAMINA GRAND PRIX OF INDONESIA

Qualifying Nr. 1

Best Partial Times


MotoGP™

IT Ideal Lap Time, sum of the best partial times

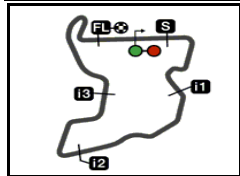
BT Best Lap Time

T1		T2		T3		T4				<i>IT</i>	<i>BT</i>	
<i>Pos</i>	<i>Rider</i>	<i>Time</i>	<i>Rider</i>	<i>Time</i>	<i>Rider</i>	<i>Time</i>	<i>Rider</i>	<i>Time</i>	<i>Pos</i>	<i>Rider</i>		
1	F.MORBIDELLI	25.190	E.BASTIANINI	18.518	L.MARINI	18.616	F.MORBIDELLI	27.874	1	L.MARINI	1'30.344	1'30.383 (1)
2	E.BASTIANINI	25.193	L.MARINI	18.554	F.BAGNAIA	18.685	F.BAGNAIA	27.932	2	E.BASTIANINI	1'30.527	1'30.527 (2)
3	L.MARINI	25.195	T.NAKAGAMI	18.675	P.ESPARGARO	18.711	J.ZARCO	27.975	3	F.BAGNAIA	1'30.528	1'30.626 (3)
4	F.BAGNAIA	25.207	F.BAGNAIA	18.704	T.NAKAGAMI	18.722	L.MARINI	27.979	4	F.MORBIDELLI	1'30.627	1'30.729 (5)
5	J.ZARCO	25.236	R.FERNANDEZ	18.708	J.ZARCO	18.733	A.FERNANDEZ	27.998	5	J.ZARCO	1'30.658	1'30.713 (4)
6	J.MIR	25.263	J.ZARCO	18.714	A.FERNANDEZ	18.757	T.NAKAGAMI	28.002	6	T.NAKAGAMI	1'30.750	1'31.192 (10)
7	A.FERNANDEZ	25.296	F.MORBIDELLI	18.766	R.FERNANDEZ	18.777	E.BASTIANINI	28.032	7	R.FERNANDEZ	1'30.854	1'31.031 (7)
8	P.ESPARGARO	25.309	A.FERNANDEZ	18.815	E.BASTIANINI	18.784	R.FERNANDEZ	28.033	8	A.FERNANDEZ	1'30.866	1'31.034 (8)
9	R.FERNANDEZ	25.336	J.MIR	18.847	F.MORBIDELLI	18.797	J.MIR	28.052	9	P.ESPARGAR	1'30.990	1'31.006 (6)
10	T.NAKAGAMI	25.351	A.RINS	18.888	J.MIR	18.846	P.ESPARGARO	28.073	10	J.MIR	1'31.008	1'31.143 (9)
11	A.RINS	25.505	P.ESPARGARO	18.897	A.RINS	18.928	A.RINS	28.137	11	A.RINS	1'31.458	1'31.458 (11)

These data/results cannot be reproduced, stored and/or transmitted in whole or in part by any manner of electronic, mechanical, photocopying, recording, broadcasting or otherwise now known or herein after developed without the previous express consent by the copyright owner, except for reproduction in daily press and regular printed publications on sale to the public within 60 days of the event related to those data/results and always provided that copyright symbol appears together as follows below.
© DORNA, 2023

Official MotoGP Timing by  TISSOT
www.motogp.com






4301 m.

PERTAMINA GRAND PRIX OF INDONESIA

Qualifying Nr. 1

Fastest Laps Sequence

<i>Practice Time</i>	 <i>Rider</i>	<i>Nation</i>	<i>Motorcycle</i>	<i>Time</i>	<i>Km/h</i>	<i>Rider's Lap</i>
3'08.349	36 Joan MIR	SPA	HONDA	1'31.513	169.1	2
3'09.042	21 Franco MORBIDELLI	ITA	YAMAHA	1'31.402	169.4	2
3'12.937	23 Enea BASTIANINI	ITA	DUCATI	1'31.301	169.5	2
3'39.257	5 Johann ZARCO	FRA	DUCATI	1'31.254	169.6	2
3'42.474	10 Luca MARINI	ITA	DUCATI	1'31.002	170.1	2
4'39.008	1 Francesco BAGNAIA	ITA	DUCATI	1'30.883	170.3	3
4'39.919	21 Franco MORBIDELLI	ITA	YAMAHA	1'30.877	170.3	3
5'09.970	5 Johann ZARCO	FRA	DUCATI	1'30.713	170.6	3
12'21.577	1 Francesco BAGNAIA	ITA	DUCATI	1'30.626	170.8	7
12'34.224	10 Luca MARINI	ITA	DUCATI	1'30.383	171.3	7

These data/results cannot be reproduced, stored and/or transmitted in whole or in part by any manner of electronic, mechanical, photocopying, recording, broadcasting or otherwise now known or herein after developed without the previous express consent by the copyright owner, except for reproduction in daily press and regular printed publications on sale to the public within 60 days of the event related to those data/results and always provided that copyright symbol appears together as follows below.

© DORNA, 2023

