

4301 m.

PERTAMINA GRAND PRIX OF INDONESIA

Tissot Sprint

Classification after 13 laps = 55.913 km

29

Pos		Rider	Nation	Team	Motorcycle	Total Time	Km/h	Gap
1	12	89 Jorge MARTIN	SPA	Prima Pramac Racing	DUCATI	19'49.711	169.1	
2	9	10 Luca MARINI	ITA	Mooney VR46 Racing Team	DUCATI	19'50.842	169.0	1.131
3	7	72 Marco BEZZECCHI	ITA	Mooney VR46 Racing Team	DUCATI	19'51.792	168.8	2.081
4	6	12 Maverick VIÑALES	SPA	Aprilia Racing	APRILIA	19'52.431	168.8	2.720
5	5	20 Fabio QUARTARARO	FRA	Monster Energy Yamaha MotoGP	YAMAHA	19'52.832	168.7	3.121
6	4	49 Fabio DI GIANNANTONIO	ITA	Gresini Racing MotoGP	DUCATI	19'53.914	168.5	4.203
7	3	23 Enea BASTIANINI	ITA	Ducati Lenovo Team	DUCATI	19'54.692	168.4	4.981
8	2	1 Francesco BAGNAIA	ITA	Ducati Lenovo Team	DUCATI	19'55.176	168.4	5.465
9	1	43 Jack MILLER	AUS	Red Bull KTM Factory Racing	KTM	19'57.563	168.0	7.852
10		88 Miguel OLIVEIRA	POR	CryptoDATA RNF MotoGP Team	APRILIA	19'58.653	167.9	8.942
11		30 Takaaki NAKAGAMI	JPN	LCR Honda IDEMITSU	HONDA	20'01.745	167.4	12.034
12		5 Johann ZARCO	FRA	Prima Pramac Racing	DUCATI	20'03.726	167.2	14.015
13		37 Augusto FERNANDEZ	SPA	GASGAS Factory Racing Tech3	KTM	20'04.534	167.1	14.823
14		25 Raul FERNANDEZ	SPA	CryptoDATA RNF MotoGP Team	APRILIA	20'05.410	166.9	15.699
15		21 Franco MORBIDELLI	ITA	Monster Energy Yamaha MotoGP	YAMAHA	20'13.042	165.9	23.331
16		36 Joan MIR	SPA	Repsol Honda Team	HONDA	20'14.605	165.7	24.894
17		44 Pol ESPARGARO	SPA	GASGAS Factory Racing Tech3	KTM	20'16.880	165.4	27.169
18		42 Alex RINS	SPA	LCR Honda CASTROL	HONDA	20'18.691	165.1	28.980
19		33 Brad BINDER	RSA	Red Bull KTM Factory Racing	KTM	20'32.801	163.2	43.090

Not classified

41		Aleix ESPARGARO	SPA	Aprilia Racing	APRILIA	11'06.752	162.5	6 laps
----	--	------------------------	-----	----------------	---------	------------------	-------	--------

Not finished first lap

93		Marc MARQUEZ	SPA	Repsol Honda Team	HONDA			
----	--	---------------------	-----	-------------------	-------	--	--	--

Race condition: Dry

Air: 32°
Humidity: 65%
Ground: 59°

Pole Position:

		Luca MARINI	1'29.978	172.0 Km/h
Fastest Lap:	Lap 5	Marco BEZZECCHI	1'30.724	170.6 Km/h
Best Race Lap:	2022	Fabio QUARTARARO	1'38.749	156.7 Km/h
All Time Lap Record:	2023	Luca MARINI	1'29.978	172.0 Km/h

14:45'00

15:00'00

15:02'20

15:03'22

15:03'27 **Marc MARQUEZ**

15:05'34 **Aleix ESPARGARO**

15:05'34 **Brad BINDER**

15:05'44 **Aleix ESPARGARO**

15:05'44 **Brad BINDER**

15:07'06 **Jorge MARTIN**

15:09'37 **Francesco BAGNAIA**

15:11'15 **Takaaki NAKAGAMI**

15:13'28 **Aleix ESPARGARO**

15:15'51 **Fabio DI GIANNANTONIO**

15:18'02 **Augusto FERNANDEZ**

SIGHTING LAP START

WARM UP LAP START

RACE START

No jump starts

crashed out - Rider OK

crashed out - Rider OK

crashed out - Rider OK

re-joined race

re-joined race

track limits warning

track limits warning

track limits warning

entered pits and retired

track limits warning

track limits warning

The results are provisional until the end of the limit for protest and appeals.

Time limit for protest expires 60' after publication of the results - Time:

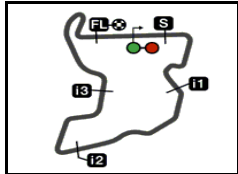
These data/results cannot be reproduced, stored and/or transmitted in whole or in part by any manner of electronic, mechanical, photocopying, recording, broadcasting or otherwise now known or herein after developed without the previous express consent by the copyright owner, except for reproduction in daily press and regular printed publications on sale to the public within 60 days of the event related to those data/results and always provided that copyright symbol appears together as follows below.

© DORNA, 2023

Official MotoGP Timing by TISSOT
www.motogp.com

Lombok, Saturday, October 14, 2023





4301 m.

PERTAMINA GRAND PRIX OF INDONESIA

After the Tissot Sprint

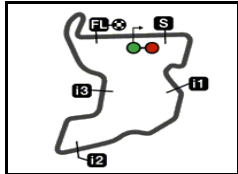
World Championship Classification

30

Rider	Points	Leader	Prev	POR	ARG	AME	SPA	FRA	ITA	GER	NED	GBR	AUT	CAT	RSM	IND	JPN	INA	AUS	THA	MAL	QAT	VAL	
1 MARTIN Jorge [SPA]	328			9 9 -	13 2 11	7 7 -	19 6 13	32 12 20	27 7 20	37 12 25	15 4 11	14 4 10	16 7 9	21 5 16	37 12 25	32 12 20	37 12 25	12 12						
2 BAGNAIA Francesco [ITA]	321	7	7	37 12 25	4 4 0	12 12 -	34 9 25	7 7 -	37 12 25	29 9 20	34 9 25	20 0 20	37 12 25	9 9 -	23 7 16	9 9 -	27 7 20	2 2						
3 BEZZECCHI Marco [ITA]	272	56	49	16 - 16	34 9 25	14 4 10	1 1 -	28 3 25	17 9 8	16 3 13	32 12 20	9 9 -	16 - 16	6 2 4	29 9 20	30 5 25	17 4 13	7 7						
4 BINDER Brad [RSA]	201	127	71	10 0 10	12 12 0	8 5 3	32 12 20	19 9 10	11 0 11	4 4 -	18 5 13	17 1 16	29 9 20	6 6 -	7 5 2	19 6 13	9 9 -	0 0						
5 ESPARGARO Aleix [SPA]	171	157	30	11 4 7	1 - 1	6 6 -	11 - 11	13 2 11	12 2 10	1 1 0	22 6 16	30 5 25	10 3 7	37 12 25	6 2 4	- - -	11 - 11	-						
6 ZARCO Johann [FRA]	162	166	9	15 2 13	20 0 20	9 0 9	2 2 -	20 4 16	22 6 16	21 5 16	0 0 -	13 6 7	3 - 3	16 3 13	6 0 6	10 - 10	5 5 -	0 0						
7 VIÑALES Maverick [SPA]	145	183	17	25 5 20	7 3 4	13 0 13	3 3 -	1 1 -	4 0 4	- - -	3 3 -	18 7 11	12 2 10	27 7 20	15 4 11	10 2 8	1 1 0	6 6						
8 MARINI Luca [ITA]	144	184	1	- - -	15 7 8	23 3 20	10 0 10	6 6 -	18 5 13	17 6 11	9 0 9	9 0 9	13 - 13	5 0 5	10 3 7	- - -	- - -	9 9						
9 MILLER Jack [AUS]	126	202	18	15 6 9	10 0 10	1 1 -	23 7 16	- - -	13 4 9	17 7 10	0 0 -	11 3 8	6 5 1	8 0 8	0 0 -	5 3 2	16 6 10	1 1						
10 QUARTARARO Fabio [FRA]	116	212	10	8 0 8	10 1 9	16 0 16	6 0 6	9 - 9	5 0 5	3 0 3	7 7 -	1 0 1	8 0 8	9 0 9	3 0 3	20 4 16	6 0 6	5 5						
11 MARQUEZ Alex [SPA]	108	220	8	12 1 11	21 5 16	- - -	8 - 8	0 0 -	- - -	11 2 9	11 1 10	12 12 -	17 6 11	10 0 10	6 1 5	- - -	- - -	- -						
12 MORBIDELLI Franco [ITA]	77	251	31	2 0 2	19 6 13	8 0 8	5 0 5	6 0 6	6 0 6	4 0 4	7 0 7	2 0 2	6 1 5	2 0 2	1 0 1	9 0 9	0 0 0	0 0						

These data/results cannot be reproduced, stored and/or transmitted in whole or in part by any manner of electronic, mechanical, photocopying, recording, broadcasting or otherwise now known or herein after developed without the previous express consent by the copyright owner, except for reproduction in daily press and regular printed publications on sale to the public within 60 days of the event related to those data/results and always provided that copyright symbol appears together as follows below.
© DORNA, 2023





4301 m.

PERTAMINA GRAND PRIX OF INDONESIA

After the Tissot Sprint

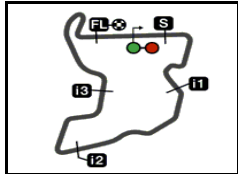
World Championship Classification

30

Rider	Points	Leader	Prev	POR	ARG	AME	SPA	FRA	ITA	GER	NED	GBR	AUT	CAT	RSM	IND	JPN	INA	AUS	THA	MAL	QAT	VAL	
13 OLIVEIRA Miguel [POR]	69	259	8	3 3 -	- - -	13 2 11	5 5 -	- - -	0 0 -	6 0 6	0 0 -	13 0 13	- - -	15 4 11	10 0 10	4 0 4	0 0 0	0 0 0						
14 FERNANDEZ Augusto [SPA]	67	261	2	3 - 3	5 0 5	6 0 6	3 0 3	13 - 13	1 0 1	5 0 5	6 0 6	7 2 5	2 0 2	7 0 7	0 0 0	0 0 -	9 0 9	0 0 0						
15 MARQUEZ Marc [SPA]	64	264	3	7 7 -	- - -	- - -	- - -	5 5 -	3 3 -	0 0 -	0 0 -	0 0 -	4 0 4	3 0 3	9 0 9	14 7 7	19 3 16	-						
16 DI GIANNANTONIO Fabio [ITA]	57	271	7	0 0 -	6 0 6	7 0 7	4 0 4	8 0 8	2 0 2	7 0 7	- - -	3 0 3	0 0 0	6 0 6	0 0 0	0 0 -	10 2 8	4 4						
17 RINS Alex [SPA]	47	281	10	6 0 6	7 0 7	34 9 25	0 0 -	0 0 -	- - -	- - -	- - -	- - -	- - -	- - -	- - -	- - -	- - -	0 0						
18 NAKAGAMI Takaaki [JPN]	45	283	2	4 0 4	3 0 3	0 0 -	7 - 7	7 0 7	3 0 3	2 0 2	8 0 8	0 0 0	0 - 0	1 0 1	0 0 0	5 0 5	5 0 5	0 0						
19 FERNANDEZ Raul [SPA]	36	292	9	0 0 -	2 0 2	0 0 -	1 0 1	- - -	0 0 0	1 0 1	4 0 4	6 0 6	0 0 -	0 0 -	8 0 8	7 1 6	7 0 7	0 0						
20 PEDROSA Dani [SPA]	32	296	4	- - -	- - -	- - -	13 4 9	- - -	- - -	- - -	- - -	- - -	- - -	- - -	19 6 13	- - -	- - -	- - -						
21 BASTIANINI Enea [ITA]	28	300	4	- - -	- - -	- - -	- - -	- - -	8 1 7	8 0 8	2 2 -	0 0 -	6 0 6	1 1 -	- - -	- - -	- - -	3 3						
22 MIR Joan [SPA]	20	308	8	5 - 5	- - -	0 0 -	- - -	0 0 -	- - -	- - -	- - -	0 0 -	0 0 -	0 0 0	0 0 -	11 - 11	4 0 4	0 0						
23 ESPARGARO Pol [SPA]	12	316	8	- - -	- - -	- - -	- - -	- - -	- - -	- - -	- - -	4 0 4	4 4 0	- - -	0 0 -	3 - 3	1 0 1	0 0						
24 SAVADORI Lorenzo [ITA]	9	319	3	- - -	- - -	- - -	- - -	4 0 4	0 0 0	- - -	5 0 5	- - -	0 - 0	- - -	- - -	- - -	- - -	- - -						

These data/results cannot be reproduced, stored and/or transmitted in whole or in part by any manner of electronic, mechanical, photocopying, recording, broadcasting or otherwise now known or herein after developed without the previous express consent by the copyright owner, except for reproduction in daily press and regular printed publications on sale to the public within 60 days of the event related to those data/results and always provided that copyright symbol appears together as follows below.
© DORNA, 2023





4301 m.

PERTAMINA GRAND PRIX OF INDONESIA

After the Tissot Sprint

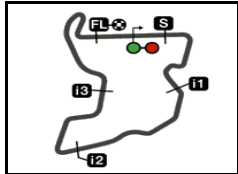
World Championship Classification

30

Rider	Points	Leader	Prev	POR	ARG	AME	SPA	FRA	ITA	GER	NED	GBR	AUT	CAT	RSM	IND	JPN	INA	AUS	THA	MAL	QAT	VAL	
25 FOLGER Jonas [GER]	9	319	0	-	-	4	0	3	0	0	2	-	-	-	-	-	-	-						
26 BRADL Stefan [GER]	8	320	1	-	-	0	2	-	-	-	3	-	-	-	0	1	2	-						
27 PIRRO Michele [ITA]	5	323	3	-	-	5	-	-	0	-	-	-	-	-	0	0	0	-						
28 PETRUCCI Danilo [ITA]	5	323	0	-	-	-	-	5	-	-	-	-	-	-	-	-	-	-						
29 CRUTCHLOW Cal [GBR]	3	325	2	-	-	-	-	-	-	-	-	-	-	-	-	-	3	-						
30 LECUONA Iker [SPA]	0	328	3	-	-	-	0	-	-	-	0	0	0	0	-	-	-	-						

These data/results cannot be reproduced, stored and/or transmitted in whole or in part by any manner of electronic, mechanical, photocopying, recording, broadcasting or otherwise now known or herein after developed without the previous express consent by the copyright owner, except for reproduction in daily press and regular printed publications on sale to the public within 60 days of the event related to those data/results and always provided that copyright symbol appears together as follows below.
© DORNA, 2023





4301 m.

PERTAMINA GRAND PRIX OF INDONESIA

After the Tissot Sprint

World Championship Classification

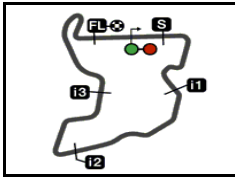
30

Constructor	Points	Leader	Previous	POR	ARG	AME	SPA	FRA	ITA	GER	NED	GBR	AUT	CAT	RSM	IND	JPN	INA	AUS	THA	MAL	QAT	VAL
1 DUCATI	502			37	34	32	34	37	37	37	37	32	37	25	37	37	37	12					
2 KTM	273	229	229	16	22	11	32	22	15	17	18	19	29	14	19	19	19	1					
3 APRILIA	246	256	27	25	7	19	16	13	12	7	22	32	13	37	15	10	12	6					
4 HONDA	142	360	104	13	7	34	7	12	6	2	8	-	4	3	9	18	19	-					
5 YAMAHA	136	366	6	8	19	16	6	9	6	4	14	2	9	9	3	20	6	5					

Team	Points	Leader	Previous	POR	ARG	AME	SPA	FRA	ITA	GER	NED	GBR	AUT	CAT	RSM	IND	JPN	INA	AUS	THA	MAL	QAT	VAL
1 PRIMA PRAMAC RACING	490			24	33	16	21	52	49	58	15	27	19	37	43	42	42	12					
2 MOONEY VR46 RACING TEAM	416	74	74	16	49	37	11	34	35	33	41	18	29	11	39	30	17	16					
3 DUCATI LENOVO TEAM	359	131	57	37	4	17	34	12	45	37	36	20	43	10	23	9	27	5					
4 RED BULL KTM FACTORY RACING	327	163	32	25	22	9	55	19	24	21	18	28	35	14	7	24	25	1					
5 APRILIA RACING	316	174	11	36	8	19	14	14	16	1	25	48	22	64	21	10	12	6					
6 MONSTER ENERGY YAMAHA MOTOGP	193	297	123	10	29	24	11	15	11	7	14	3	14	11	4	29	6	5					
7 GRESINI RACING MOTOGP	165	325	28	12	27	7	12	8	2	18	11	15	17	16	6	-	10	4					
8 CRYPTODATA RNF MOTOGP TEAM	109	381	56	3	2	13	6	4	-	7	4	19	-	15	18	11	7	-					
9 LCR HONDA	98	392	11	10	10	34	7	7	3	2	11	-	-	1	-	6	7	-					
10 GASGAS FACTORY RACING TECH3	88	402	10	3	5	10	3	16	1	5	8	11	6	7	-	3	10	-					
11 REPSOL HONDA TEAM	84	406	4	12	-	-	-	5	3	-	-	-	4	3	9	25	23	-					

These data/results cannot be reproduced, stored and/or transmitted in whole or in part by any manner of electronic, mechanical, photocopying, recording, broadcasting or otherwise now known or herein after developed without the previous express consent by the copyright owner, except for reproduction in daily press and regular printed publications on sale to the public within 60 days of the event related to those data/results and always provided that copyright symbol appears together as follows below.
© DORNA, 2023





PERTAMINA GRAND PRIX OF INDONESIA
Tissot Sprint
Lap Chart

31

Pos	1	2	3	4	5	6	7	8	9	10	11	12	13	14	15	16	17	18	19	20	21
Grid	10	12	41	20	33	89	49	93	72	43	23	88	1	5	21	44	25	37	36	30	42

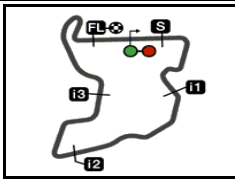


1	12	10	20	89	33	41	49	72	43	23	1	88	44	36	30	21	5	25	37	42	
2	12	10	89	20	49	72	43	23	1	88	44	36	30	5	21	25	37	42	41	33	
3	12	10	89	20	49	72	43	23	1	88	44	30	5	36	21	25	37	42	41	33	
4	12	10	89	20	72	49	23	1	88	43	44	5	30	36	21	25	37	42	41	33	
5	12	89	10	20	72	49	23	1	88	43	44	30	36	25	37	21	5	42	41	33	
6	12	89	10	72	20	49	23	1	43	88	30	44	36	25	37	5	21	42	41	33	
7	12	89	10	72	20	49	23	1	43	88	30	36	44	37	5	25	21	42	41	33	
8	12	89	10	72	20	49	23	1	43	88	30	36	44	5	37	25	21	42	33		
9	89	12	10	72	20	49	23	1	43	88	30	36	5	37	25	21	44	42	33		
10	89	10	12	72	20	49	23	1	43	88	30	36	5	37	25	21	44	42	33		
L	11	89	10	12	72	20	49	23	1	43	88	30	36	5	37	25	21	44	42	33	
a	12	89	10	12	72	20	49	23	1	43	88	30	36	5	37	25	21	44	42	33	
P	13	89	10	72	12	20	49	23	1	43	88	30	5	37	25	21	36	44	42	33	
S																					

Winner Lapped rider

These data/results cannot be reproduced, stored and/or transmitted in whole or in part by any manner of electronic, mechanical, photocopying, recording, broadcasting or otherwise now known or herein after developed without the previous express consent by the copyright owner, except for reproduction in daily press and regular printed publications on sale to the public within 60 days of the event related to those data/results and always provided that copyright symbol appears together as follows below.
 © DORNA, 2023






4301 m.

PERTAMINA GRAND PRIX OF INDONESIA

Tissot Sprint

Fastest Lap of Each Rider

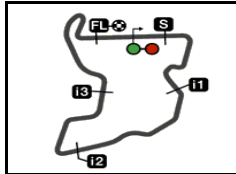
32

	Rider	Nation	Team	Motorcycle	Time	Lap	Total	Gap
1	72 Marco BEZZECCHI	ITA	Mooney VR46 Racing Team	DUCATI	1'30.724	5	13	
2	89 Jorge MARTIN	SPA	Prima Pramac Racing	DUCATI	1'30.767	4	13	0.043 0.043
3	49 Fabio DI GIANNANTONIO	ITA	Gresini Racing MotoGP	DUCATI	1'30.945	3	13	0.221 0.178
4	10 Luca MARINI	ITA	Mooney VR46 Racing Team	DUCATI	1'30.995	7	13	0.271 0.050
5	12 Maverick VIÑALES	SPA	Aprilia Racing	APRILIA	1'31.003	2	13	0.279 0.008
6	41 Aleix ESPARGARO	SPA	Aprilia Racing	APRILIA	1'31.060	4	7	0.336 0.057
7	20 Fabio QUARTARARO	FRA	Monster Energy Yamaha MotoGP	YAMAHA	1'31.104	3	13	0.380 0.044
8	43 Jack MILLER	AUS	Red Bull KTM Factory Racing	KTM	1'31.117	3	13	0.393 0.013
9	23 Enea BASTIANINI	ITA	Ducati Lenovo Team	DUCATI	1'31.120	6	13	0.396 0.003
10	30 Takaaki NAKAGAMI	JPN	LCR Honda IDEMITSU	HONDA	1'31.192	12	13	0.468 0.072
11	1 Francesco BAGNAIA	ITA	Ducati Lenovo Team	DUCATI	1'31.221	6	13	0.497 0.029
12	5 Johann ZARCO	FRA	Prima Pramac Racing	DUCATI	1'31.259	11	13	0.535 0.038
13	36 Joan MIR	SPA	Repsol Honda Team	HONDA	1'31.349	9	13	0.625 0.090
14	88 Miguel OLIVEIRA	POR	CryptoDATA RNF MotoGP Team	APRILIA	1'31.387	7	13	0.663 0.038
15	25 Raul FERNANDEZ	SPA	CryptoDATA RNF MotoGP Team	APRILIA	1'31.393	12	13	0.669 0.006
16	37 Augusto FERNANDEZ	SPA	GASGAS Factory Racing Tech3	KTM	1'31.481	11	13	0.757 0.088
17	33 Brad BINDER	RSA	Red Bull KTM Factory Racing	KTM	1'31.590	10	13	0.866 0.109
18	21 Franco MORBIDELLI	ITA	Monster Energy Yamaha MotoGP	YAMAHA	1'31.869	4	13	1.145 0.279
19	44 Po ESPARGARO	SPA	GASGAS Factory Racing Tech3	KTM	1'32.123	8	13	1.399 0.254
20	42 Alex RINS	SPA	LCR Honda CASTROL	HONDA	1'32.302	4	13	1.578 0.179

These data/results cannot be reproduced, stored and/or transmitted in whole or in part by any manner of electronic, mechanical, photocopying, recording, broadcasting or otherwise now known or herein after developed without the previous express consent by the copyright owner, except for reproduction in daily press and regular printed publications on sale to the public within 60 days of the event related to those data/results and always provided that copyright symbol appears together as follows below.

© DORNA, 2023





4301 m.

PERTAMINA GRAND PRIX OF INDONESIA

After the TISSOT Sprint

Event Best Maximum Speed

33



Rider	Nation	Team	Motorcycle	Km/h	
89 Jorge MARTIN	SPA	Prima Pramac Racing	DUCATI	316.7	Tissot Sprint
5 Johann ZARCO	FRA	Prima Pramac Racing	DUCATI	316.7	Qualifying Nr. 1
1 Francesco BAGNAIA	ITA	Ducati Lenovo Team	DUCATI	316.7	Qualifying Nr. 1
88 Miguel OLIVEIRA	POR	CryptoDATA RNF MotoGP Team	APRILIA	315.7	Qualifying Nr. 2
33 Brad BINDER	RSA	Red Bull KTM Factory Racing	KTM	315.7	Qualifying Nr. 2
10 Luca MARINI	ITA	Mooney VR46 Racing Team	DUCATI	314.8	Qualifying Nr. 1
72 Marco BEZZECCHI	ITA	Mooney VR46 Racing Team	DUCATI	314.8	Qualifying Nr. 2
12 Maverick VIÑALES	SPA	Aprilia Racing	APRILIA	314.8	Qualifying Nr. 2
44 Po ESPARGARO	SPA	GASGAS Factory Racing Tech3	KTM	314.8	Qualifying Nr. 1
41 Aleix ESPARGARO	SPA	Aprilia Racing	APRILIA	313.9	Practice
43 Jack MILLER	AUS	Red Bull KTM Factory Racing	KTM	313.9	Tissot Sprint
20 Fabio QUARTARARO	FRA	Monster Energy Yamaha MotoGP	YAMAHA	313.9	Qualifying Nr. 2
93 Marc MARQUEZ	SPA	Repsol Honda Team	HONDA	313.0	Qualifying Nr. 2
23 Enea BASTIANINI	ITA	Ducati Lenovo Team	DUCATI	313.0	Qualifying Nr. 2
36 Joan MIR	SPA	Repsol Honda Team	HONDA	312.1	Qualifying Nr. 1
49 Fabio DI GIANNANTONIO	ITA	Gresini Racing MotoGP	DUCATI	312.1	Tissot Sprint
25 Raul FERNANDEZ	SPA	CryptoDATA RNF MotoGP Team	APRILIA	311.2	Qualifying Nr. 1
21 Franco MORBIDELLI	ITA	Monster Energy Yamaha MotoGP	YAMAHA	311.2	Qualifying Nr. 1
37 Augusto FERNANDEZ	SPA	GASGAS Factory Racing Tech3	KTM	311.2	Qualifying Nr. 1
30 Takaaki NAKAGAMI	JPN	LCR Honda IDEMITSU	HONDA	309.4	Qualifying Nr. 1
42 Alex RINS	SPA	LCR Honda CASTROL	HONDA	309.4	Practice
73 Alex MARQUEZ	SPA	Gresini Racing MotoGP	DUCATI	309.4	Free Practice Nr. 1

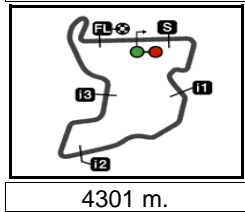
These data/results cannot be reproduced, stored and/or transmitted in whole or in part by any manner of electronic, mechanical, photocopying, recording, broadcasting or otherwise now known or herein after developed without the previous express consent by the copyright owner, except for reproduction in daily press and regular printed publications on sale to the public within 60 days of the event related to those data/results and always provided that copyright symbol appears together as follows below.

© DORNA, 2023

Official MotoGP Timing by TISSOT
www.motogp.com



Lombok, Saturday, October 14, 2023



PERTAMINA GRAND PRIX OF INDONESIA
Tissot Sprint
Chronological Analysis of Performances

34

* Lap / Sector time cancelled T1 Time from finish line to 1st intermediate T3 Time from 2nd intermed. to 3rd intermed.
 P Crossing the finish line in pit lane T2 Time from 1st intermed. to 2nd intermed. T4 Time from 3rd intermediate to finish line
 **Tyre data subject to further updates

Lap	Lap Time	T1	T2	T3	T4	Speed	Lap	Lap Time	T1	T2	T3	T4	Speed
1st	89	Jorge MARTIN		DUCATI		SPA	4	1'30.905	25.477	18.550	18.811	28.067	306.8
		Prima Pramac Racing					5	1'30.724	25.342	18.511	18.804	28.067	305.9
		Runs=1 Total laps=13 Full laps=12 Valid laps=11					6	1'30.818	25.200	18.498	18.843	28.277	313.0
<i>Run #</i>	<i>1</i>	<i>Front Tyre</i>	<i>Slick-Soft</i>	<i>Rear Tyre</i>	<i>Slick-Soft</i>		7	1'30.823	25.338	18.527	18.777	28.181	310.3
		New Tyre		New Tyre			8	1'31.127	25.365	18.690	18.850	28.222	309.4
1	1'35.359	28.991	19.133	18.960	28.275	265.3	9	1'31.289	25.255	18.877	18.894	28.263	308.5
2	1'31.331	25.641	18.641	18.928	28.121	307.6	10	1'31.447	25.394	18.756	18.903	28.394	310.3
3	1'30.842 *	25.210	18.606*	18.752	28.274	311.2	11	1'31.810	25.638	18.730	19.010	28.432	308.5
4	1'30.767	25.320	18.482	18.784	28.181	308.5	12	1'32.161	25.601	18.563	19.666	28.331	301.6
5	1'30.990	25.354	18.529	18.942	28.165	300.0	13	1'31.532	25.490	18.625	19.053	28.364	305.9
6	1'31.038	25.294	18.710	18.829	28.205	310.3							
7	1'31.027	25.282	18.680	18.799	28.266	310.3							
8	1'31.004	25.294	18.584	18.876	28.250	312.1							
9	1'31.211	25.411	18.606	18.922	28.272	308.5							
10	1'31.415	25.423	18.654	18.920	28.418	310.3							
11	1'31.498	25.416	18.770	18.873	28.439	312.1							
12	1'31.380	25.361	18.741	18.918	28.360	316.7							
13	1'31.849	25.416	18.788	19.036	28.609	312.1							
4th	12	Maverick VIÑALES		APRILIA		SPA							
		Aprilia Racing											
		Runs=1 Total laps=13 Full laps=12 Valid laps=12											
<i>Run #</i>	<i>1</i>	<i>Front Tyre</i>	<i>Slick-Soft</i>	<i>Rear Tyre</i>	<i>Slick-Soft</i>								
		New Tyre		New Tyre									
1	1'34.166	28.186	18.826	18.859	28.295	260.8							
2	1'31.003	25.375	18.704	18.710	28.214	310.3							
3	1'31.011	25.408	18.673	18.826	28.104	313.0							
4	1'31.086	25.345	18.580	18.847	28.314	312.1							
5	1'31.079	25.431	18.558	18.889	28.201	313.0							
6	1'31.102	25.398	18.558	18.857	28.289	312.1							
7	1'31.404	25.538	18.546	18.980	28.340	312.1							
8	1'31.264	25.384	18.578	18.909	28.393	312.1							
9	1'32.128	25.429	18.882	19.219	28.598	311.2							
10	1'31.942	25.543	18.717	19.181	28.501	311.2							
11	1'31.731	25.590	18.756	19.076	28.309	311.2							
12	1'32.009	25.581	18.717	19.137	28.574	313.0							
13	1'32.506	25.707	18.713	19.414	28.672	312.1							
5th	20	Fabio QUARTARARO		YAMAHA		FRA							
		Monster Energy Yamaha MotoGP											
		Runs=1 Total laps=13 Full laps=12 Valid laps=12											
<i>Run #</i>	<i>1</i>	<i>Front Tyre</i>	<i>Slick-Soft</i>	<i>Rear Tyre</i>	<i>Slick-Soft</i>								
		New Tyre		New Tyre									
1	1'35.260	28.715	19.243	19.047	28.255	262.7							
2	1'31.710	25.508	18.838	19.176	28.188	309.4							
3	1'31.104	25.439	18.813	18.847	28.005	310.3							
4	1'31.187	25.408	18.756	18.888	28.135	311.2							
5	1'31.151	25.368	18.785	18.815	28.183	310.3							
6	1'31.607	25.380	18.758	19.132	28.337	312.1							
7	1'31.459	25.496	18.713	19.017	28.233	305.9							
8	1'31.668	25.412	18.797	18.944	28.515	311.2							
9	1'31.540	25.438	18.857	18.961	28.284	310.3							
10	1'31.282	25.336	18.777	18.943	28.226	312.1							
11	1'31.523	25.482	18.822	18.911	28.308	311.2							

Fastest Lap: Marco BEZZECCHI Mooney VR46 Racing ITA **1'30.724** 25.342 18.511 18.804 28.067

These data/results cannot be reproduced, stored and/or transmitted in whole or in part by any manner of electronic, mechanical, photocopying, recording, broadcasting or otherwise now known or herein after developed without the previous express consent by the copyright owner, except for reproduction in daily press and regular printed publications on sale to the public within 60 days of the event related to those data/results and always provided that copyright symbol appears together as follows below.
 © DORNA, 2023



Lap	Lap Time	T1	T2	T3	T4	Speed	Lap	Lap Time	T1	T2	T3	T4	Speed
12	1'31.192	25.499	18.770	18.848	28.075	307.6	12	1'31.393	25.549	18.793	18.885	28.166	304.2
13	1'31.751	25.545	18.898	18.995	28.313	308.5	13	1'32.810	25.569	18.783	19.062	29.396	297.5

12th 5 Johann ZARCO DUCATI FRA
 Prima Pramac Racing
 Runs=1 Total laps=13 Full laps=12 Valid laps=12

Run #	1	Front Tyre	Slick-Hard	Rear Tyre	Slick-Soft	Speed
		New Tyre		New Tyre		
1	1'39.569	30.343	21.186	19.496	28.544	250.5
2	1'32.206	25.958	18.926	18.994	28.328	288.0
3	1'31.485	25.438	18.758	18.979	28.310	305.0
4	1'32.118	25.687	18.767	19.078	28.586	291.1
5	1'34.369	25.715	20.911	19.192	28.551	302.5
6	1'31.781	25.631	18.792	18.994	28.364	288.7
7	1'31.841	25.620	18.860	19.105	28.256	300.0
8	1'31.979	25.683	18.978	19.117	28.201	285.7
9	1'32.192	25.539	18.920	19.294	28.439	290.3
10	1'31.605	25.512	18.661	18.993	28.439	310.3
11	1'31.259	25.462	18.597	18.926	28.274	310.3
12	1'31.348	25.475	18.630	18.897	28.346	310.3
13	1'31.974	25.420	18.684	19.182	28.688	304.2

15th 21 Franco MORBIDELLI YAMAHA ITA
 Monster Energy Yamaha MotoGP
 Runs=1 Total laps=13 Full laps=12 Valid laps=12

Run #	1	Front Tyre	Slick-Hard	Rear Tyre	Slick-Soft	Speed
		New Tyre		New Tyre		
1	1'39.314	30.754	20.614	19.455	28.491	258.9
2	1'33.077	26.706	19.121	19.032	28.218	298.3
3	1'32.330	25.573	19.205	19.137	28.415	310.3
4	1'31.869	25.542	18.930	19.213	28.184	307.6
5	1'32.996	25.484	18.960	18.981	29.571	308.5
6	1'32.470	26.036	18.928	19.128	28.378	310.3
7	1'32.135	25.595	19.045	19.158	28.337	306.8
8	1'32.021	25.605	19.054	19.028	28.334	302.5
9	1'31.939	25.570	18.965	19.123	28.281	299.1
10	1'32.607	25.982	18.984	19.200	28.441	305.9
11	1'32.665	25.669	19.262	19.216	28.518	305.9
12	1'32.728	25.813	19.249	19.197	28.469	306.8
13	1'36.891	25.706	21.167	20.449	29.569	306.8

13th 37 Augusto FERNANDEZ KTM SPA
 GASGAS Factory Racing Tech3
 Runs=1 Total laps=13 Full laps=12 Valid laps=11

Run #	1	Front Tyre	Slick-Medium	Rear Tyre	Slick-Soft	Speed
		New Tyre		New Tyre		
1	1'40.497	31.188	20.423	19.688	29.198	242.6
2	1'32.585	25.930	19.064	19.129	28.462	278.3
3	1'32.100	25.783	19.005	19.045	28.267	304.2
4	1'31.792	25.571	18.870	19.151	28.200	299.1
5	1'31.835	25.645	18.965	18.991	28.234	291.1
6	1'32.263	25.518	19.106	19.185	28.454	294.2
7	1'32.131	25.614	19.065	19.049	28.403	287.2
8	1'32.375	25.687	19.063	19.337	28.288	289.5
9	1'32.129	25.580	18.834	19.290	28.425	288.0
10	1'31.622 *	25.522	18.786*	18.921	28.393	295.0
11	1'31.481	25.520	18.797	19.017	28.147	294.2
12	1'31.610	25.470	18.835	19.022	28.283	300.8
13	1'32.114	25.586	18.811	19.150	28.567	302.5

16th 36 Joan MIR HONDA SPA
 Repsol Honda Team
 Runs=1 Total laps=13 Full laps=12 Valid laps=12

Run #	1	Front Tyre	Slick-Soft	Rear Tyre	Slick-Soft	Speed
		New Tyre		New Tyre		
1	1'38.653	30.889	19.940	19.196	28.628	252.3
2	1'32.205	25.597	19.143	19.081	28.384	306.8
3	1'32.546	25.464	19.066	19.374	28.642	303.3
4	1'32.318	25.793	19.114	18.977	28.434	284.9
5	1'32.283	25.788	18.911	19.236	28.348	293.4
6	1'32.715	25.575	19.627	19.184	28.329	297.5
7	1'32.063	25.751	18.956	19.052	28.304	295.0
8	1'31.599	25.478	18.960	18.874	28.287	306.8
9	1'31.349	25.369	18.959	18.851	28.170	309.4
10	1'31.534	25.507	18.928	18.908	28.191	302.5
11	1'31.703	25.588	18.904	19.084	28.127	291.1
12	1'32.094	25.443	18.861	18.826	28.964	297.5
13	1'43.543	25.437	19.099	29.113	29.894	309.4

14th 25 Raul FERNANDEZ APRILIA SPA
 CryptoDATA RNF MotoGP Team
 Runs=1 Total laps=13 Full laps=12 Valid laps=12

Run #	1	Front Tyre	Slick-Soft	Rear Tyre	Slick-Soft	Speed
		New Tyre		New Tyre		
1	1'40.326	31.044	20.335	19.958	28.989	255.3
2	1'32.354	25.829	19.143	19.034	28.348	295.8
3	1'32.192	25.505	19.132	19.030	28.525	295.0
4	1'31.899	25.511	18.843	19.294	28.251	300.0
5	1'31.865	25.430	19.035	18.893	28.507	296.7
6	1'32.186	25.452	19.266	19.119	28.349	303.3
7	1'32.861	25.750	19.042	19.702	28.367	284.9
8	1'32.172	25.564	19.169	18.984	28.455	299.1
9	1'32.027	25.594	18.867	19.087	28.479	290.3
10	1'31.601	25.584	18.730	18.911	28.376	294.2
11	1'31.724	25.542	18.665	19.313	28.204	299.1

17th 44 Poi ESPARGARO KTM SPA
 GASGAS Factory Racing Tech3
 Runs=1 Total laps=13 Full laps=12 Valid laps=12

Run #	1	Front Tyre	Slick-Hard	Rear Tyre	Slick-Soft	Speed
		New Tyre		New Tyre		
1	1'37.919	30.529	19.610	19.188	28.592	252.3
2	1'32.425	25.705	19.305	19.002	28.413	295.0
3	1'32.354	25.498	19.347	19.030	28.479	310.3
4	1'32.591	25.637	19.216	19.110	28.628	308.5
5	1'32.248	25.666	19.229	19.081	28.272	303.3
6	1'33.024	25.821	19.768	19.128	28.307	312.1
7	1'32.481	25.785	19.104	19.269	28.323	300.0
8	1'32.123	25.709	19.071	18.985	28.358	298.3
9	1'34.898	25.520	19.102	19.170	31.106	306.8
10	1'33.231	26.197	19.233	19.324	28.477	297.5
11	1'33.287	25.837	19.420	19.260	28.770	303.3

Fastest Lap: Marco BEZZECCHI Mooney VR46 Racing ITA 1'30.724 25.342 18.511 18.804 28.067

These data/results cannot be reproduced, stored and/or transmitted in whole or in part by any manner of electronic, mechanical, photocopying, recording, broadcasting or otherwise now known or herein after developed without the previous express consent by the copyright owner, except for reproduction in daily press and regular printed publications on sale to the public within 60 days of the event related to those data/results and always provided that copyright symbol appears together as follows below.
 © DORNA, 2023



Lap	Lap Time	T1	T2	T3	T4	Speed	Lap	Lap Time	T1	T2	T3	T4	Speed
12	1'36.289	25.896	19.085	20.117	31.191	308.5	Run # 1	Front Tyre	Slick-Soft	Rear Tyre	Slick-Soft		
13	1'34.010	26.148	19.431	19.494	28.937	296.7		New Tyre		New Tyre			

18th 42 Alex RINS HONDA SPA
LCR Honda CASTROL
Runs=1 Total laps=13 Full laps=12 Valid laps=12

Run #	1	Front Tyre	Slick-Hard	Rear Tyre	Slick-Soft	
		New Tyre		New Tyre		
1	1'40.786	31.315	20.482	19.788	29.201	252.3
2	1'33.335	26.262	19.247	19.179	28.647	291.1
3	1'32.742	25.853	19.187	19.150	28.552	298.3
4	1'32.302	25.755	18.987	19.091	28.469	305.0
5	1'32.567	25.664	19.015	19.235	28.653	305.0
6	1'32.386	25.810	19.083	19.051	28.442	304.2
7	1'32.345	25.732	18.920	19.154	28.539	303.3
8	1'37.354	25.653	23.286	19.571	28.844	307.6
9	1'32.744	25.678	19.061	19.263	28.742	308.5
10	1'32.679	25.734	19.227	19.175	28.543	305.9
11	1'33.898	25.795	19.093	19.198	29.812	306.8
12	1'32.778	25.799	19.162	19.153	28.664	306.8
13	1'32.775	25.744	18.964	19.404	28.663	307.6

19th 33 Brad BINDER KTM RSA
Red Bull KTM Factory Racing
Runs=1 Total laps=13 Full laps=12 Valid laps=12

Run #	1	Front Tyre	Slick-Hard	Rear Tyre	Slick-Soft	
		New Tyre		New Tyre		
1	1'35.674	28.839	19.207	19.142	28.486	261.5
2	1'55.729	25.507	18.769	18.992	52.461	305.9
3	1'35.722	26.775	20.251	19.574	29.122	276.9
4	1'33.217	25.852	19.297	19.227	28.841	310.3
5	1'33.314	26.187	19.448	19.159	28.520	312.1
6	1'32.305	25.578	19.106	19.104	28.517	311.2
7	1'32.116	25.416	19.054	19.236	28.410	311.2
8	1'32.214	25.413	19.253	19.068	28.480	313.0
9	1'32.188	25.533	18.973	19.244	28.438	310.3
10	1'31.590	25.431	18.952	18.925	28.282	311.2
11	1'31.821	25.501	18.993	18.899	28.428	313.0
12	1'32.014	25.550	18.911	19.181	28.372	312.1
13	1'34.897	26.731	19.139	19.998	29.029	312.1

20th 41 Aleix ESPARGARO APRILIA SPA
Aprilia Racing
Runs=1 Total laps=7 Full laps=5 Valid laps=5

Run #	1	Front Tyre	Slick-Soft	Rear Tyre	Slick-Soft	
		New Tyre		New Tyre		
1	1'35.777	29.151	19.068	19.345	28.213	257.1
2	1'43.882	25.588	18.736	18.922	40.636	296.7
3	1'32.056	25.689	19.114	18.947	28.306	295.0
4	1'31.060	25.373	18.678	18.885	28.124	308.5
5	1'36.061	27.219	20.810	19.325	28.707	310.3
6	1'31.062	25.386	18.670	18.901	28.105	310.3
7	1'36.854 P	27.060	21.174	19.678	28.942	276.2


21st 93 Marc MARQUEZ HONDA SPA
Repsol Honda Team
Runs=1 Total laps=0 Full laps=0 Valid laps=0

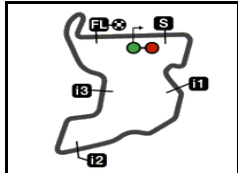
Fastest Lap: Marco BEZZECCHI Mooney VR46 Racing ITA **1'30.724** 25.342 18.511 18.804 28.067

These data/results cannot be reproduced, stored and/or transmitted in whole or in part by any manner of electronic, mechanical, photocopying, recording, broadcasting or otherwise now known or herein after developed without the previous express consent by the copyright owner, except for reproduction in daily press and regular printed publications on sale to the public within 60 days of the event related to those data/results and always provided that copyright symbol appears together as follows below.
© DORNA, 2023



Pertamina Mandalika Circuit

Results and timing service provided by 



4301 m.

PERTAMINA GRAND PRIX OF INDONESIA

After the Tissot Sprint

2023 Rookie of the Year Classification

MotoGP™

36

Rider	Points	Leader	Prev	POR	ARG	AME	SPA	FRA	ITA	GER	NED	GBR	AUT	CAT	RSM	IND	JPN	INA	AUS	THA	MAL	QAT	VAL	
1 FERNANDEZ Augusto [SPA]	67			3	5	6	3	13	1	5	6	7	2	7	-	-	9	-						
				- 3	- 5	- 6	- 3	- 13	- 1	- 5	- 6	2 5	- 2	- 7	- -	- -	- 9							

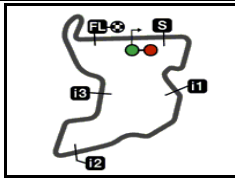
These data/results cannot be reproduced, stored and/or transmitted in whole or in part by any manner of electronic, mechanical, photocopying, recording, broadcasting or otherwise now known or herein after developed without the previous express consent by the copyright owner, except for reproduction in daily press and regular printed publications on sale to the public within 60 days of the event related to those data/results and always provided that copyright symbol appears together as follows below.

© DORNA, 2023

Official MotoGP Timing by 
www.motogp.com

Lombok, Saturday, October 14, 2023





4301 m.

PERTAMINA GRAND PRIX OF INDONESIA
Tissot Sprint - Starting Grid

Race : 13 laps = 55.913 km



1	1 1'29.978 10 Luca MARINI Ducati	2 1'30.009 12 Maverick VIÑALES Aprilia	3 1'30.132 41 Aleix ESPARGARO Aprilia
2	4 1'30.516 20 Fabio QUARTARARO Yamaha	5 1'30.698 33 Brad BINDER KTM	6 1'30.742 89 Jorge MARTIN Ducati
3	7 1'30.766 49 Fabio DI GIANNANTONIO Ducati	8 1'30.864 93 Marc MARQUEZ Honda	9 1'30.908 72 Marco BEZZECCHI Ducati
4	10 1'30.970 43 Jack MILLER KTM	11 1'31.061 23 Enea BASTIANINI Ducati	12 1'31.193 88 Miguel OLIVEIRA Aprilia
5	13 1'30.626 1 Francesco BAGNAIA Ducati	14 1'30.713 5 Johann ZARCO Ducati	15 1'30.729 21 Franco MORBIDELLI Yamaha
6	16 1'31.006 44 Pol ESPARGARO KTM	17 1'31.031 25 Raul FERNANDEZ Aprilia	18 1'31.034 37 Augusto FERNANDEZ KTM
7	19 1'31.143 36 Joan MIR Honda	20 1'31.192 30 Takaaki NAKAGAMI Honda	21 1'31.458 42 Alex RINS Honda

The results are provisional until the end of the limit for protest and appeals and until the ratification of the Event Management Committee.

Time limit for protest expires 60' at the latest after publication of the results - Time:

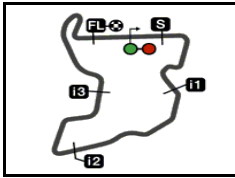
These data/results cannot be reproduced, stored and/or transmitted in whole or in part by any manner of electronic, mechanical, photocopying, recording, broadcasting or otherwise now known or herein after developed without the previous express consent by the copyright owner, except for reproduction in daily press and regular printed publications on sale to the public within 60 days of the event related to those data/results and always provided that copyright symbol appears together as follows below.

© DORNA, 2023

Official MotoGP Timing by **TISSOT**
 www.motogp.com

Lombok, Saturday, October 14, 2023





4301 m.

PERTAMINA GRAND PRIX OF INDONESIA

Tissot Sprint

Top Speed & Average



Rider	Nation	Motorcycle	Top 5 speeds					Average	Top
89 Jorge MARTIN	SPA	DUCATI	316.7	312.1	312.1	312.1	311.2	312.8	316.7
43 Jack MILLER	AUS	KTM	313.9	313.0	312.1	312.1	311.2	312.5	313.9
1 Francesco BAGNAIA	ITA	DUCATI	313.0	313.0	313.0	311.2	311.2	312.3	313.0
10 Luca MARINI	ITA	DUCATI	313.0	313.0	312.1	311.2	311.2	312.0	313.0
12 Maverick VIÑALES	SPA	APRILIA	313.0	313.0	313.0	312.1	312.1	312.4	313.0
33 Brad BINDER	RSA	KTM	313.0	313.0	312.1	312.1	312.1	312.5	313.0
72 Marco BEZZECCHI	ITA	DUCATI	313.0	310.3	310.3	309.4	308.5	310.0	313.0
20 Fabio QUARTARARO	FRA	YAMAHA	312.1	312.1	312.1	311.2	311.2	311.7	312.1
44 Poli ESPARGARO	SPA	KTM	312.1	310.3	308.5	308.5	306.8	309.2	312.1
49 Fabio DI GIANNANTONIO	ITA	DUCATI	312.1	311.2	311.2	311.2	310.3	310.9	312.1
5 Johann ZARCO	FRA	DUCATI	310.3	310.3	310.3	305.0	304.2	308.0	310.3
21 Franco MORBIDELLI	ITA	YAMAHA	310.3	310.3	308.5	307.6	306.8	308.2	310.3
23 Enea BASTIANINI	ITA	DUCATI	310.3	310.3	310.3	309.4	309.4	309.9	310.3
41 Aleix ESPARGARO	SPA	APRILIA	310.3	310.3	308.5	296.7	295.0	304.2	310.3
36 Joan MIR	SPA	HONDA	309.4	309.4	306.8	306.8	303.3	307.1	309.4
88 Miguel OLIVEIRA	POR	APRILIA	309.4	307.6	306.8	306.8	306.8	307.4	309.4
30 Takaaki NAKAGAMI	JPN	HONDA	308.5	308.5	307.6	303.3	302.5	306.1	308.5
42 Alex RINS	SPA	HONDA	308.5	307.6	307.6	306.8	306.8	307.5	308.5
25 Raul FERNANDEZ	SPA	APRILIA	304.2	303.3	300.0	299.1	299.1	301.1	304.2
37 Augusto FERNANDEZ	SPA	KTM	304.2	302.5	300.8	299.1	295.0	300.3	304.2
93 Marc MARQUEZ	SPA	HONDA	267.3					267.3	267.3

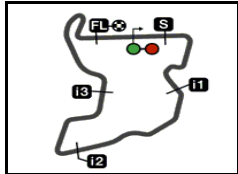
These data/results cannot be reproduced, stored and/or transmitted in whole or in part by any manner of electronic, mechanical, photocopying, recording, broadcasting or otherwise now known or herein after developed without the previous express consent by the copyright owner, except for reproduction in daily press and regular printed publications on sale to the public within 60 days of the event related to those data/results and always provided that copyright symbol appears together as follows below.

© DORNA, 2023

Official MotoGP Timing by TISSOT
www.motogp.com




Lombok, Saturday, October 14, 2023



4301 m.

PERTAMINA GRAND PRIX OF INDONESIA
Tissot Sprint
Fastest Laps Sequence

<i>Lap</i>	<i>Race Time</i>	 <i>Rider</i>	<i>Nation</i>	<i>Motorcycle</i>	<i>Time</i>	<i>Km/h</i>	<i>Riders's Lap</i>
2	3'05.169	12 Maverick VIÑALES	SPA	APRILIA	1'31.003	170.1	2
3	4'38.871	49 Fabio DI GIANNANTONI	ITA	DUCATI	1'30.945	170.2	3
4	6'08.299	89 Jorge MARTIN	SPA	DUCATI	1'30.767	170.5	4
5	7'40.785	72 Marco BEZZECCHI	ITA	DUCATI	1'30.724	170.6	5

These data/results cannot be reproduced, stored and/or transmitted in whole or in part by any manner of electronic, mechanical, photocopying, recording, broadcasting or otherwise now known or herein after developed without the previous express consent by the copyright owner, except for reproduction in daily press and regular printed publications on sale to the public within 60 days of the event related to those data/results and always provided that copyright symbol appears together as follows below.

© DORNA, 2023

Official MotoGP Timing by **TISSOT**
 www.motogp.com



Lombok, Saturday, October 14, 2023