


4448 m.

	Rider	Nation	Team	Motorcycle	Time	Lap Total	Gap	Top Speed
1	44 David MUÑOZ	SPA	BOE Motorsports	KTM	1'36.791	13 16		249.6
2	82 Stefano NEPA	ITA	Angeluss MTA Team	KTM	1'36.864	14 16	0.073 0.073	247.9
3	10 Diogo MOREIRA	BRA	MT Helmets - MSI	KTM	1'37.111	11 14	0.320 0.247	243.5
4	71 Ayumu SASAKI	JPN	Liqui Moly Husqvarna Intact GP	HUSQVARNA	1'37.115	11 12	0.324 0.004	247.3
5	53 Deniz ÖNCÜ	TUR	Red Bull KTM Ajo	KTM	1'37.146	14 17	0.355 0.031	246.8
6	5 Jaume MASIA	SPA	Leopard Racing	HONDA	1'37.337	11 11	0.546 0.191	246.2
7	48 Ivan ORTOLÁ	SPA	Angeluss MTA Team	KTM	1'37.411	11 14	0.620 0.074	247.9
8	66 Joel KELSO	AUS	CFMOTO Racing PruestelGP	CFMOTO	1'37.423	16 17	0.632 0.012	241.8
9	70 Joshua WHATLEY	GBR	VisionTrack Racing Team	HONDA	1'37.554	14 14	0.763 0.131	245.1
10	96 Daniel HOLGADO	SPA	Red Bull KTM Tech3	KTM	1'37.623	15 17	0.832 0.069	246.8
11	95 Collin VEIJER	NED	Liqui Moly Husqvarna Intact GP	HUSQVARNA	1'37.765	16 16	0.974 0.142	242.9
12	38 David SALVADOR	SPA	CIP Green Power	KTM	1'37.864	14 16	1.073 0.099	246.2
13	80 David ALONSO	COL	Gaviota GASGAS Aspar Team	GASGAS	1'37.916	17 17	1.125 0.052	247.9
14	27 Kaito TOBA	JPN	SIC58 Squadra Corse	HONDA	1'37.926	13 14	1.135 0.010	247.9
15	21 Vicente PEREZ	SPA	BOE Motorsports	KTM	1'37.992	5 13	1.201 0.066	247.3
16	99 José Antonio RUEDA	SPA	Red Bull KTM Ajo	KTM	1'38.005	15 15	1.214 0.013	246.2
17	72 Taiyo FURUSATO	JPN	Honda Team Asia	HONDA	1'38.029	14 14	1.238 0.024	242.9
18	7 Filippo FARIOLI	ITA	Red Bull KTM Tech3	KTM	1'38.064	13 17	1.273 0.035	244.0
19	6 Ryusei YAMANAKA	JPN	Gaviota GASGAS Aspar Team	GASGAS	1'38.210	10 16	1.419 0.146	246.8
20	9 Nicola Fabio CARRARO	ITA	Rivacold Snipers Team	HONDA	1'38.369	6 12	1.578 0.159	244.0
21	54 Riccardo ROSSI	ITA	SIC58 Squadra Corse	HONDA	1'38.374	17 17	1.583 0.005	247.3
22	31 Adrian FERNANDEZ	SPA	Leopard Racing	HONDA	1'38.406	17 17	1.615 0.032	246.8
23	18 Matteo BERTELLE	ITA	Rivacold Snipers Team	HONDA	1'38.413	17 17	1.622 0.007	244.0
24	64 Mario AJI	INA	Honda Team Asia	HONDA	1'38.485	15 17	1.694 0.072	243.5
25	20 Lorenzo FELLON	FRA	CIP Green Power	KTM	1'38.695	5 16	1.904 0.210	244.6
26	43 Xavier ARTIGAS	SPA	CFMOTO Racing PruestelGP	CFMOTO	1'39.000	10 10	2.209 0.305	246.2
27	63 Syarifuddin AZMAN	MAL	MT Helmets - MSI	KTM	1'39.243	10 13	2.452 0.243	243.5
Not classified								
	19 Scott OGDEN	GBR	VisionTrack Racing Team	HONDA				

Practice condition: Dry

Air: 23°

Humidity: 65%

Ground: 42°

Fastest Lap:	Lap: 13	David MUÑOZ	1'36.791	165.4 Km/h
Best Race Lap:	2014	Jack MILLER	1'36.302	166.2 Km/h
All Time Lap Record:	2022	Ayumu SASAKI	1'35.854	167.0 Km/h

The results are provisional until the end of the limit for protest and appeals.

Time limit for protest expires 60' after publication of the results - Time:

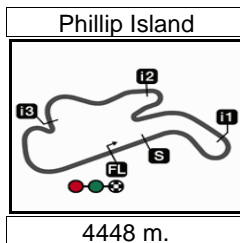
These data/results cannot be reproduced, stored and/or transmitted in whole or in part by any manner of electronic, mechanical, photocopying, recording, broadcasting or otherwise now known or herein after developed without the previous express consent by the copyright owner, except for reproduction in daily press and regular printed publications on sale to the public within 60 days of the event related to those data/results and always provided that copyright symbol appears together as follows below.

© DORNA, 2023

Official MotoGP Timing by TISSOT
www.motogp.com

Phillip Island, Friday, October 20, 2023





Results and timing service provided by **TISSOT**


Moto3™

MotoGP™ GURU BY GRYFYN AUSTRALIAN MOTORCYCLE GR

Practice Nr. 2

Combined Practice Times

7

	Rider	Nation	Team	MOTORCYCLE	P1	P2	Gap
1	44 D.MUÑOZ	SPA	BOE Motorsports	KTM	1'37.638	9	1'36.791 13
2	82 S.NEPA	ITA	Angeluss MTA Team	KTM	1'38.690	13	1'36.864 14 0.073 0.073
3	10 D.MOREIRA	BRA	MT Helmets - MSI	KTM	1'38.150	15	1'37.111 11 0.320 0.247
4	71 A.SASAKI	JPN	Liqui Moly Husqvarna Intact GP	HUSQVARNA	1'37.903	14	1'37.115 11 0.324 0.004
5	53 D.ÖNCÜ	TUR	Red Bull KTM Ajo	KTM	1'38.613	14	1'37.146 14 0.355 0.031
6	5 J.MASIA	SPA	Leopard Racing	HONDA	1'38.152	18	1'37.337 11 0.546 0.191
7	48 I.ORTOLÁ	SPA	Angeluss MTA Team	KTM	1'38.969	14	1'37.411 11 0.620 0.074
8	66 J.KELSO	AUS	CFMOTO Racing PruestelGP	CFMOTO	1'38.264	15	1'37.423 16 0.632 0.012
9	70 J.WHATLEY	GBR	VisionTrack Racing Team	HONDA	1'39.315	17	1'37.554 14 0.763 0.131
10	96 D.HOLGADO	SPA	Red Bull KTM Tech3	KTM	1'38.475	12	1'37.623 15 0.832 0.069
11	95 C.VEIJER	NED	Liqui Moly Husqvarna Intact GP	HUSQVARNA	1'38.684	17	1'37.765 16 0.974 0.142
12	38 D.SALVADOR	SPA	CIP Green Power	KTM	1'39.314	15	1'37.864 14 1.073 0.099
13	80 D.ALONSO	COL	Gaviota GASGAS Aspar Team	GASGAS	1'40.361	15	1'37.916 17 1.125 0.052
14	27 K.TOBA	JPN	SIC58 Squadra Corse	HONDA	1'40.298	10	1'37.926 13 1.135 0.010
15	21 V.PEREZ	SPA	BOE Motorsports	KTM	1'38.807	14	1'37.992 5 1.201 0.066
16	99 J.RUEDA	SPA	Red Bull KTM Ajo	KTM	1'38.574	17	1'38.005 15 1.214 0.013
17	72 T.FURUSATO	JPN	Honda Team Asia	HONDA	1'40.648	15	1'38.029 14 1.238 0.024
18	54 R.ROSSI	ITA	SIC58 Squadra Corse	HONDA	1'38.034	17	1'38.374 17 1.243 0.005
19	7 F.FARIOLI	ITA	Red Bull KTM Tech3	KTM	1'39.727	15	1'38.064 13 1.273 0.030
20	31 A.FERNANDEZ	SPA	Leopard Racing	HONDA	1'38.119	19	1'38.406 17 1.328 0.055
21	6 R.YAMANAKA	JPN	Gaviota GASGAS Aspar Team	GASGAS	1'38.447	17	1'38.210 10 1.419 0.091
22	9 N.CARRARO	ITA	Rivacold Snipers Team	HONDA	1'39.116	14	1'38.369 6 1.578 0.159
23	18 M.BERTELLE	ITA	Rivacold Snipers Team	HONDA	1'42.632	3	1'38.413 17 1.622 0.044
24	64 M.AJI	INA	Honda Team Asia	HONDA	1'39.265	13	1'38.485 15 1.694 0.072
25	20 L.FELLON	FRA	CIP Green Power	KTM	1'39.549	17	1'38.695 5 1.904 0.210
26	43 X.ARTIGAS	SPA	CFMOTO Racing PruestelGP	CFMOTO	1'39.639	12	1'39.000 10 2.209 0.305
27	63 S.AZMAN	MAL	MT Helmets - MSI	KTM	1'39.529	16	1'39.243 10 2.452 0.243
	19 S.OGDEN	GBR	VisionTrack Racing Team	HONDA	1'46.460	2	9.669 7.217

Pole Position Record:	2022	Ayumu SASAKI	1'35.854	167.0 Km/h
Best Race Lap:	2014	Jack MILLER	1'36.302	166.2 Km/h
All Time Lap Record:	2022	Ayumu SASAKI	1'35.854	167.0 Km/h

The results are provisional until the end of the limit for protest and appeals.

Time limit for protest expires 60' after publication of the results - Time:

These data/results cannot be reproduced, stored and/or transmitted in whole or in part by any manner of electronic, mechanical, photocopying, recording, broadcasting or otherwise now known or herein after developed without the previous express consent by the copyright owner, except for reproduction in daily press and regular printed publications on sale to the public within 60 days of the event related to those data/results and always provided that copyright symbol appears together as follows below.

© DORNA, 2023

Official MotoGP Timing by **TISSOT**

www.motogp.com

Phillip Island, Friday, October 20, 2023





Rider

Nation

Motorcycle

Top 5 speeds

Average

Top

Rider	Nation	Motorcycle	Top 5 speeds					Average	Top
44 David MUÑOZ	SPA	KTM	249.6	249.1	248.5	247.9	247.3	248.5	249.6
27 Kaito TOBA	JPN	HONDA	247.9	247.3	247.3	246.8	244.6	246.4	247.9
48 Ivan ORTOLÁ	SPA	KTM	247.9	245.1	245.1	243.5	242.4	244.4	247.9
80 David ALONSO	COL	GASGAS	247.9	247.9	247.9	247.9	247.3	247.7	247.9
82 Stefano NEPA	ITA	KTM	247.9	246.8	246.8	246.8	246.2	246.8	247.9
21 Vicente PEREZ	SPA	KTM	247.3	247.3	247.3	246.8	246.8	247.1	247.3
54 Riccardo ROSSI	ITA	HONDA	247.3	244.0	243.5	243.5	243.5	244.1	247.3
71 Ayumu SASAKI	JPN	HUSQVARNA	247.3	246.8	245.7	245.7	245.1	246.1	247.3
6 Ryusei YAMANAKA	JPN	GASGAS	246.8	245.1	244.6	244.6	244.6	245.1	246.8
31 Adrian FERNANDEZ	SPA	HONDA	246.8	245.1	245.1	244.0	244.0	245.0	246.8
53 Deniz ÖNCÜ	TUR	KTM	246.8	245.7	245.7	245.7	245.1	245.8	246.8
96 Daniel HOLGADO	SPA	KTM	246.8	246.2	245.7	245.7	245.7	245.9	246.8
5 Jaume MASIA	SPA	HONDA	246.2	246.2	245.7	245.7	245.7	245.9	246.2
38 David SALVADOR	SPA	KTM	246.2	246.2	246.2	245.7	245.7	246.0	246.2
43 Xavier ARTIGAS	SPA	CFMOTO	246.2	244.0	242.4	242.4	242.4	243.5	246.2
99 José Antonio RUEDA	SPA	KTM	246.2	246.2	245.7	245.7	245.7	245.9	246.2
19 Scott OGDEN	GBR	HONDA	245.1					245.1	245.1
70 Joshua WHATLEY	GBR	HONDA	245.1	243.5	243.5	242.9	242.4	243.5	245.1
20 Lorenzo FELLON	FRA	KTM	244.6	244.0	243.5	243.5	242.9	243.7	244.6
7 Filippo FARIOLI	ITA	KTM	244.0	244.0	243.5	243.5	243.5	243.7	244.0
9 Nicola Fabio CARRARO	ITA	HONDA	244.0	241.8	241.8	240.2	240.2	241.6	244.0
18 Matteo BERTELLE	ITA	HONDA	244.0	244.0	243.5	243.5	243.5	243.7	244.0
10 Diogo MOREIRA	BRA	KTM	243.5	242.9	242.9	242.9	242.4	242.7	243.5
63 Syarifuddin AZMAN	MAL	KTM	243.5	243.5	243.5	241.8	241.8	242.8	243.5
64 Mario AJI	INA	HONDA	243.5	242.9	242.9	242.9	242.9	243.0	243.5
72 Taiyo FURUSATO	JPN	HONDA	242.9	242.9	240.8	240.8	240.2	241.3	242.9
95 Collin VEIJER	NED	HUSQVARNA	242.9	242.4	242.4	242.4	241.8	242.3	242.9
66 Joel KELSO	AUS	CFMOTO	241.8	240.2	240.2	239.7	239.2	239.8	241.8

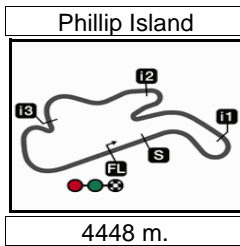
These data/results cannot be reproduced, stored and/or transmitted in whole or in part by any manner of electronic, mechanical, photocopying, recording, broadcasting or otherwise now known or herein after developed without the previous express consent by the copyright owner, except for reproduction in daily press and regular printed publications on sale to the public within 60 days of the event related to those data/results and always provided that copyright symbol appears together as follows below.

© DORNA, 2023

Official MotoGP Timing by TISSOT
www.motogp.com



Phillip Island, Friday, October 20, 2023



Results and timing service provided by TISSOT

Moto3™

MotoGP™ GURU BY GRYFYN AUSTRALIAN MOTORCYCLE GR
Practice Nr. 2
Chronological Analysis of Performances

9

* Lap / Sector time cancelled T1 Time from finish line to 1st intermediate T3 Time from 2nd intermed. to 3rd intermed.
P Crossing the finish line in pit lane T2 Time from 1st intermed. to 2nd intermed. T4 Time from 3rd intermediate to finish line

Lap	Lap Time	T1	T2	T3	T4	Speed	Lap	Lap Time	T1	T2	T3	T4	Speed		
1st	44	David MUÑOZ BOE Motorsports SPA						7	1'33.866	P	24.046	29.073	18.827	21.920	242.4
		Runs=2 Total laps=16 Full laps=13 Valid laps=13						8	1'51.263		35.712	28.969	18.735	27.847	
							9	1'32.957	P	23.680	28.726	18.882	21.669	242.4	
1	2'40.658	31.078	28.955	18.527	27.228		10	2'06.615		48.687	31.970	18.528	27.430		
2	1'37.879	23.461	28.713	18.576	27.129	247.9	11	1'37.111		23.295	28.350	18.504	26.962	242.4	
3	1'38.573	23.471	28.929	18.720	27.453	249.6	12	1'37.746		23.343	28.350	18.624	27.429	242.4	
4	1'38.220	23.452	28.582	18.645	27.541	245.7	13	1'48.261		23.527	28.678	20.336	35.720	241.3	
5	1'38.417	23.554	28.746	18.635	27.482	245.1	14	1'41.243		23.677	30.141	19.711	27.714	241.8	
6	1'44.533	23.560	28.994	19.016	32.963	240.2									
7	1'37.664	23.451	28.734	18.505	26.974	246.8									
8	1'37.599	23.332	28.364	18.586	27.317	249.1									
9	1'54.944	24.684	38.962	19.625	31.673	241.8									
10	1'37.963	23.582	28.588	18.486	27.307	244.0									
11	1'35.831	P	24.352	29.999	19.322	22.158									
12	2'02.303		37.014	39.096	18.986	27.207									
13	1'36.791		23.162	28.355	18.373	26.901									
14	1'43.095		25.884	31.033	18.730	27.448									
15	1'47.341		23.177	28.776	18.842	36.546									
16	1'38.380		23.294	28.880	18.777	27.429									
2nd	82	Stefano NEPA Angeluss MTA Team ITA													
		Runs=2 Total laps=16 Full laps=13 Valid laps=12													
1	2'43.794	32.189	29.439	18.739	27.500										
2	1'38.824	23.615	28.812	18.683	27.714	244.0									
3	1'38.356	23.404	28.838	18.680	27.434	246.8									
4	1'38.244	23.415	28.765	18.757	27.307	245.1									
5	1'37.754	23.286	28.557	18.699	27.212	246.2									
6	1'38.374	23.299	28.778	18.915	27.382	247.9									
7	1'38.201	23.296	28.788	18.748	27.369	246.2									
8	1'46.412	26.923	32.695	19.173	27.621	239.2									
9	1'37.944	23.461	28.556	18.612	27.315	244.0									
10	1'37.977	23.330	28.687	18.677	27.283	244.0									
11	1'47.971	P	27.540	36.445	20.066	23.920									
12	2'06.080		46.645	33.087	18.781	27.567									
13	1'37.622	*	23.146	28.444*	18.547	27.485									
14	1'36.864		23.113	28.457	18.464	26.830									
15	1'47.571		23.317	28.654	18.683	36.917									
16	1'38.152		23.164	28.938	18.733	27.317									
3rd	10	Diogo MOREIRA MT Helmets - MSI BRA													
		Runs=3 Total laps=14 Full laps=9 Valid laps=9													
1	2'39.329	31.861	29.079	18.859	27.603										
2	1'38.851	23.816	28.804	18.913	27.318	242.4									
3	1'38.932	23.762	28.825	18.767	27.578	243.5									
4	1'38.550	23.839	28.633	18.694	27.384	242.9									
5	1'38.306	23.629	28.613	18.743	27.321	242.9									
6	1'43.597	23.464	28.797	19.771	31.565	242.9									
4th	71	Ayumu SASAKI Liqui Moly Husqvarna JPN													
		Runs=3 Total laps=12 Full laps=7 Valid laps=7													
1	3'15.223	31.801	29.282	18.997	27.405										
2	1'38.401	23.500	28.898	18.823	27.180	244.6									
3	1'38.809	P	23.539	28.744	18.783	27.743									
4	1'48.275		31.766	30.407	19.043	27.059									
5	1'38.087		23.358	28.610	18.768	27.351									
6	1'38.056		23.499	28.634	18.702	27.221									
7	1'38.199		23.576	28.595	18.789	27.239									
8	1'38.692	P	23.686	30.982*	20.132	23.892									
9	1'47.087		32.120	29.069	18.782	27.116									
10	1'37.481		23.358	28.841	18.495	26.787									
11	1'37.115		23.269	28.431	18.505	26.910									
12	1'45.157		30.654	28.861	18.771	26.871									
			PIT	23.256	28.380	18.989	31.948	247.3							
5th	53	Deniz ÖNCÜ Red Bull KTM Ajo TUR													
		Runs=2 Total laps=17 Full laps=14 Valid laps=14													
1	2'53.513	33.128	29.719	19.200	28.523										
2	1'39.172	23.713	28.884	19.041	27.534	243.5									
3	1'39.306	23.845	29.119	18.896	27.446	244.0									
4	1'39.036	23.759	28.860	18.935	27.482	245.7									
5	1'40.083	23.712	29.122	18.975	28.274	242.9									
6	1'40.553	23.857	30.111	19.015	27.570	241.3									
7	1'39.123	23.712	29.101	18.942	27.368	242.9									
8	1'38.430	23.512	28.826	18.705	27.387	243.5									
9	1'38.211	23.500	28.666	18.709	27.336	245.1									
10	1'38.272	23.496	28.677	18.689	27.410	243.5									
11	1'38.564	23.530	28.832	18.795	27.407	243.5									
12	1'33.748	P	23.780	29.094	18.949	21.925									
13	2'09.131		51.535	31.780	18.702	27.114									
14	1'37.146		23.253	28.544	18.502	26.847									
15	1'37.378		23.126	28.469	18.653	27.130									
16	1'51.844		23.515	36.879	18.667	32.783									
17	1'37.753		23.279	28.564	18.771	27.139	246.8								

Fastest Lap: David MUÑOZ BOE Motorsports SPA **1'36.791** 23.162 28.355 18.373 26.901

These data/results cannot be reproduced, stored and/or transmitted in whole or in part by any manner of electronic, mechanical, photocopying, recording, broadcasting or otherwise now known or herein after developed without the previous express consent by the copyright owner, except for reproduction in daily press and regular printed publications on sale to the public within 60 days of the event related to those data/results and always provided that copyright symbol appears together as follows below.
© DORNA, 2023



Practice Nr. 2

Moto3

Lap	Lap Time	T1	T2	T3	T4	Speed	Lap	Lap Time	T1	T2	T3	T4	Speed		
6th	5	Jaume MASIA				Leopard Racing	SPA	4	1'39.151	23.718	28.979	18.891	27.563	240.8	
		Runs=2	Total laps=11	Full laps=8	Valid laps=8		5	1'39.739	23.545	28.844	19.417	27.933	241.3		
1	2'07.630	33.580	29.514	19.018	27.793		6	1'48.507	26.752	30.502	20.277	30.976	233.5		
2	1'38.840	23.758	28.988	18.730	27.364	246.2	7	1'39.028	23.600	28.999	18.913	27.516	240.2		
3	1'38.795	23.635	28.925	18.683	27.552	245.7	8	1'39.440	23.534	29.254	18.961	27.691	242.4		
4	1'39.670	23.998	29.175	18.813	27.684	245.7	9	1'40.160 P	24.230	32.214	20.247	23.469	243.5		
5	1'38.743	23.642	28.686	18.887	27.528	245.7	10	2'03.442	38.501	36.068	20.685	28.188			
6	1'38.695	23.551	28.699	18.824	27.621	245.1	11	1'39.694 *	23.358	29.371 *	19.045	27.920	242.9		
7	19'25.260 P	23.719	30.428			244.0	12	1'38.126	23.409	28.583	18.781	27.353	241.3		
8	1'48.616 *	33.405	29.217 *	18.726	27.268		13	1'45.081	23.479	31.807	22.214	27.581	238.6		
9	1'37.368	23.371	28.487	18.523	26.987	242.9	14	1'37.554	23.295	28.511	18.721	27.027	245.1		
10	1'37.884	23.379	28.498	18.762	27.245	244.0									
11	1'37.337	23.285	28.473	18.543	27.036	246.2									
7th	48	Ivan ORTOLÁ				Angeluss MTA Team	SPA	1	2'36.804	33.875	29.830	19.151	28.440		
		Runs=3	Total laps=14	Full laps=9	Valid laps=7		2	1'40.504 *	23.747	29.926 *	18.942	27.889	244.6		
1	2'10.896	32.615	29.615	19.122	28.447		3	1'39.193	23.955	28.986	18.754	27.498	246.2		
2	1'40.259 *	23.923	29.172	19.000	28.164 *	238.1	4	1'38.789	23.550	28.912	18.773	27.554	245.7		
3	1'41.540 *	24.060	29.119	19.151	29.210 *	238.6	5	1'39.160	23.562	29.113	18.826	27.659	245.7		
4	1'39.759	23.639	29.259	19.090	27.771	245.1	6	1'39.355	23.469	28.747	18.843	28.296	245.7		
5	1'39.673	23.745	28.880	19.109	27.939	242.4	7	1'48.522	24.439	36.952	19.312	27.819	235.5		
6	1'38.562 P	25.292	29.669	19.765	23.836	239.7	8	1'38.979	23.749	28.978	18.690	27.562	245.1		
7	1'50.570	34.132	29.190	19.022	28.226		9	1'38.660	23.669	28.749	18.724	27.518	245.7		
8	1'39.608	23.921	28.879	18.974	27.834	237.6	10	1'38.511	23.456	28.874	18.726	27.455	245.1		
9	2'17.499 P	23.998	1'09.350	21.056	23.095	238.6	11	1'39.525 P	23.999	28.987	20.285	26.254	245.7		
10	2'03.232	42.356	34.221	19.061	27.594		12	1'50.530	35.252	28.877	18.868	27.533			
11	1'37.411	23.393	28.343	18.557	27.118	245.1	13	1'38.183	23.578	28.492	18.625	27.488	242.9		
12	1'40.082	23.416	28.949	20.086	27.631	243.5	14	1'41.303 *	23.345	29.403 *	19.375	29.180	244.6		
13	1'48.189	23.465	28.597	18.948	37.179	242.4	15	1'37.623	23.384	28.438	18.531	27.270	245.7		
14	1'38.596	23.250	29.196	18.852	27.298	247.9	16	1'37.952	23.370	28.424	18.649	27.509	244.6		
							17	1'38.525	23.227	28.730	18.733	27.835	246.8		
8th	66	Joel KELSO				CFMOTO Racing Pru	AUS	11th	95	Collin VEIJER				Liqui Moly Husqvarna	NED
		Runs=2	Total laps=17	Full laps=14	Valid laps=12				Runs=3	Total laps=16	Full laps=11	Valid laps=11			
1	3'08.680	33.234	29.488	18.942	27.849		1	3'05.631	33.472	29.492	19.045	28.141			
2	1'39.476	23.729	28.948	18.978	27.821	237.6	2	1'39.705	23.991	29.141	18.745	27.828	241.3		
3	1'38.948	23.820	28.803	18.713	27.612	239.2	3	1'39.179	23.907	28.917	18.851	27.504	242.4		
4	1'38.829	23.701	28.716	18.812	27.600	239.2	4	1'38.758	23.763	28.812	18.687	27.496	242.9		
5	1'38.639	23.594	28.585	18.771	27.689	238.6	5	1'38.473	23.597	28.690	18.642	27.544	242.4		
6	1'38.594	23.682	28.663	18.721	27.528	237.1	6	1'38.768	23.694	28.842	18.705	27.527	240.8		
7	1'37.880 P	24.297	30.072	19.625	23.886	238.6	7	1'38.603	23.546	28.961	18.676	27.420	241.8		
8	1'48.759 *	33.891	28.916 *	18.684	27.268		8	1'38.441	23.751	28.743	18.612	27.335	241.3		
9	1'37.225 *	23.38 *	28.059 *	18.573	27.212	238.6	9	1'38.069	23.534	28.617	18.641	27.277	242.4		
10	1'37.581	23.342	28.361	18.653	27.225	238.6	10	1'38.022	23.459	28.678	18.599	27.286	241.8		
11	1'37.721	23.337	28.339	18.640	27.405	239.2	11	1'39.024 P	24.921	30.157	20.330	23.616	241.3		
12	1'45.912	25.106	33.456	19.236	28.114	239.7	12	1'52.450	34.004	30.070	19.074	29.302			
13	2'02.449	23.413	36.719	19.381	42.936	240.2	13	1'36.627 P	26.429	29.013	18.877	22.308	239.7		
14	1'45.827	24.809	34.648	18.951	27.419	240.2	14	1'48.759 *	33.184	29.121 *	18.784	27.670			
15	1'37.868 *	23.371	28.566 *	18.644	27.287	239.2	15	1'37.884	23.554	28.495	18.584	27.251	241.3		
16	1'37.423	23.288	28.280	18.619	27.236	239.2	16	1'37.765	23.479	28.448	18.718	27.120	240.8		
17	1'37.869	23.325	28.401	18.762	27.381	241.8									
9th	70	Joshua WHATLEY				VisionTrack Racing T	GBR	12th	38	David SALVADOR				CIP Green Power	SPA
		Runs=2	Total laps=14	Full laps=11	Valid laps=9				Runs=2	Total laps=16	Full laps=13	Valid laps=12			
1	2'12.826	32.524	29.584	19.247	28.125		1	2'37.922	32.066	29.801	19.578	28.145			
2	1'39.143	23.570	29.088	18.979	27.506	240.8	2	1'39.903	23.772	29.190	19.343	27.598	246.2		
3	1'40.423 *	24.036	29.213	19.160	28.014 *	243.5	3	1'39.657	23.737	29.390	19.022	27.508	246.2		
Fastest Lap: David MUÑOZ BOE Motorsports SPA 1'36.791 23.162 28.355 18.373 26.901															

These data/results cannot be reproduced, stored and/or transmitted in whole or in part by any manner of electronic, mechanical, photocopying, recording, broadcasting or otherwise now known or herein after developed without the previous express consent by the copyright owner, except for reproduction in daily press and regular printed publications on sale to the public within 60 days of the event related to those data/results and always provided that copyright symbol appears together as follows below.
© DORNA, 2023

Practice Nr. 2

Moto3

Lap	Lap Time	T1	T2	T3	T4	Speed	Lap	Lap Time	T1	T2	T3	T4	Speed
4	1'38.987	23.592	29.068	18.877	27.450	245.7	4	1'38.242	23.475	28.671	18.840	27.256	247.3
5	1'38.639	23.400	28.643	18.844	27.752	245.1	5	1'37.992	23.256	28.686	18.795	27.255	247.3
6	1'38.698	23.368	28.794	18.755	27.781	245.1	6	1'38.098	23.274	28.600	18.831	27.393	245.7
7	1'44.268	24.264	33.387	18.752	27.865	239.2	7	1'38.471	23.200	28.971	18.827	27.473	246.8
8	1'40.681	23.656	30.248	19.043	27.734	243.5	8	1'59.774 P	23.823	51.667	21.571	22.713	241.3
9	1'39.443	23.645	29.375	18.939	27.484	244.0	9	2'00.361	43.447	30.554	18.797	27.563	
10	1'38.292	23.391	28.780	18.705	27.416	246.2	10	1'39.561	23.392	30.326	18.708	27.135	240.2
11	1'41.230 P	23.651	28.997	19.399	29.183	245.1	11	1'42.281	23.369	32.937	18.725	27.250	241.3
12	2'01.587	41.404	33.125	19.352	27.706		12	1'46.817	23.164	28.697	18.909	36.047	246.8
13	1'37.829 *	23.135	28.514*	18.649	27.531	245.7	13	1'38.725	23.535	29.030	18.801	27.359	242.4
14	1'37.864	23.277	28.598	18.682	27.307	243.5							
15	1'38.581	23.371	28.577	18.763	27.870	245.1							
16	1'51.662	23.967	40.542	19.072	28.081	235.5							

13th 80 David ALONSO Gaviota GASGAS Asp COL
Runs=2 Total laps=17 Full laps=14 Valid laps=14

1	2'37.192	34.267	35.119	22.601	32.069	
2	1'40.583	23.697	29.749	19.399	27.738	247.9
3	1'39.288	23.815	29.023	18.758	27.692	247.9
4	1'38.838	23.665	29.055	18.701	27.417	245.7
5	1'38.525	23.534	28.850	18.747	27.394	247.9
6	1'43.157	23.615	28.804	18.815	31.923	245.1
7	1'39.108	23.747	28.977	18.890	27.494	246.8
8	1'39.250	23.615	29.006	18.894	27.735	247.3
9	1'43.957	27.154	29.762	19.045	27.996	244.0
10	1'39.296	23.723	29.135	19.030	27.408	245.1
11	1'39.037	23.635	28.713	18.859	27.830	245.7
12	1'37.608 P	23.958	31.017	19.182	23.451	240.2
13	2'02.592	45.191	31.392	18.825	27.184	
14	1'47.015	23.293	37.424	18.676	27.622	247.9
15	1'45.230	23.633	35.382	18.693	27.522	244.0
16	1'38.155	23.504	28.596	18.742	27.313	243.5
17	1'37.916	23.249	28.457	18.606	27.604	247.3

14th 27 Kaito TOBA SIC58 Squadra Corse JPN
Runs=3 Total laps=14 Full laps=9 Valid laps=9

1	2'38.683	32.903	30.131	19.590	29.090	
2	1'39.791	24.011	29.356	18.988	27.436	244.6
3	1'39.665	23.761	28.884	19.010	28.010	247.3
4	1'39.096	23.684	29.100	18.877	27.435	247.3
5	1'38.574	23.555	28.721	18.821	27.477	246.8
6	1'39.135	23.691	28.664	18.912	27.868	247.9
7	1'40.377 P	23.674	29.007	18.982	28.714	243.5
8	1'53.517	35.880	29.738	19.443	28.456	
9	1'35.255 P	24.138	29.556*	19.189	22.372	237.6
10	2'07.454	48.819	31.877	19.074	27.684	
11	1'38.052	23.505	28.669	18.677	27.201	243.5
12	1'43.264	23.561	33.297	18.869	27.537	244.6
13	1'37.926	23.437	28.582	18.690	27.217	242.4
14	1'39.110	23.615	28.948	18.914	27.633	241.8

15th 21 Vicente PEREZ BOE Motorsports SPA
Runs=2 Total laps=13 Full laps=10 Valid laps=10

1	2'42.756	36.114	29.368	19.005	27.605	
2	1'39.743	23.969	28.978	19.046	27.750	247.3
3	1'38.780	23.697	28.971	18.819	27.293	240.8

16th 99 José Antonio RUED Red Bull KTM Ajo SPA
Runs=3 Total laps=15 Full laps=11 Valid laps=10

1	2'15.324	33.125	29.579	19.202	28.077	
2	1'40.193	24.049	29.157	19.068	27.919	242.4
3	1'40.301 *	24.065	29.147	19.074	28.015*	244.0
4	1'39.903	24.112	28.934	19.128	27.729	242.9
5	1'41.013	23.999	29.077	19.083	28.854	242.9
6	1'41.444	24.288	30.219	19.107	27.830	246.2
7	1'39.476	24.001	28.849	19.081	27.545	245.7
8	1'40.570	23.856	29.088	19.098	28.528	245.7
9	1'40.173	24.041	29.043	19.125	27.964	246.2
10	1'35.977 P	24.619	29.380	19.105	22.873	239.2
11	1'47.537 P	33.767	32.440	19.735	21.595	
12	1'46.704 *	31.645	28.932*	18.780	27.347	
13	1'38.008	23.561	28.502	18.811	27.134	245.7
14	1'38.350	23.576	28.691	18.812	27.271	244.6
15	1'38.005	23.556	28.487	18.781	27.181	245.1

17th 72 Taiyo FURUSATO Honda Team Asia JPN
Runs=2 Total laps=14 Full laps=11 Valid laps=10

1	2'18.826	32.882	29.508	19.325	27.861	
2	1'39.855	23.960	29.267	18.996	27.632	239.7
3	1'39.986 *	24.051	28.976	19.110	27.849*	240.8
4	1'39.559	23.956	29.017	19.030	27.556	240.2
5	1'39.545	23.802	29.028	19.128	27.587	240.8
6	1'39.742	23.710	29.149	19.129	27.754	240.2
7	1'39.892	23.943	29.221	19.068	27.660	236.5
8	1'39.820	23.845	29.084	19.197	27.694	237.1
9	1'41.730 P	26.023	30.627	19.933	25.147	236.5
10	1'53.035	35.756	30.710	18.895	27.674	
11	1'38.091	23.436	28.698	18.743	27.214	242.9
12	1'43.290	26.495	30.314	19.050	27.431	239.2
13	1'42.844	23.355	28.700	19.144	31.645	242.9
14	1'38.029	23.325	28.671	18.718	27.315	239.2

18th 7 Filippo FARIOLI Red Bull KTM Tech3 ITA
Runs=2 Total laps=17 Full laps=14 Valid laps=13

1	2'36.638	33.409	29.748	19.282	28.059	
2	1'39.502	23.829	28.795	19.109	27.769	244.0
3	1'39.897	24.242	28.933	19.037	27.685	239.7
4	1'39.590	24.139	28.944	18.995	27.512	240.8
5	1'39.493	23.944	28.603	19.028	27.918	243.5
6	1'38.683	23.754	28.581	18.880	27.468	242.9
7	1'44.757	24.117	31.168	20.828	28.644	237.6
8	1'40.478	23.790	28.952	19.277	28.459	242.9

Fastest Lap: David MUÑOZ BOE Motorsports SPA **1'36.791** 23.162 28.355 18.373 26.901

These data/results cannot be reproduced, stored and/or transmitted in whole or in part by any manner of electronic, mechanical, photocopying, recording, broadcasting or otherwise now known or herein after developed without the previous express consent by the copyright owner, except for reproduction in daily press and regular printed publications on sale to the public within 60 days of the event related to those data/results and always provided that copyright symbol appears together as follows below.
© DORNA, 2023

Practice Nr. 2

Moto3

Lap	Lap Time	T1	T2	T3	T4	Speed	Lap	Lap Time	T1	T2	T3	T4	Speed
9	1'41.113	23.678	29.657	19.145	28.633	244.0	10	1'39.514	23.760	28.999	18.983	27.772	239.2
10	1'38.942	23.734	28.702	19.044	27.462	243.5	11	1'39.585	23.810	28.950	19.035	27.790	239.2
11	1'33.113 P	23.839	28.837	18.959	21.478	242.4	12	1'41.541 P	23.854	31.922*	21.265	24.500	238.6
12	1'48.211	32.932	28.810	18.993	27.476		13	2'00.614	41.591	32.479	19.094	27.450	
13	1'38.064	23.532	28.308	18.825	27.399	240.8	14	1'37.820 *	23.404	28.502*	18.743	27.171	243.5
14	1'39.842 *	23.571	28.676*	19.773	27.822	243.5	15	1'38.608	23.540	29.104	18.791	27.173	241.8
15	1'38.866	23.918	28.405	18.978	27.565	235.5	16	1'46.019	23.346	28.531	18.778	35.364	243.5
16	1'38.462	23.581	28.518	18.884	27.479	242.9	17	1'38.374	23.314	29.032	18.845	27.183	247.3
17	1'38.430	23.678	28.581	18.751	27.420	243.5							

19th 6 Ryusei YAMANAKA Gaviota GASGAS Asp JPN
Runs=2 Total laps=16 Full laps=13 Valid laps=12

1	2'42.594	32.371	29.374	18.948	28.020	
2	1'40.622	25.011	29.016	18.895	27.700	240.8
3	1'38.957	23.782	28.860	18.832	27.483	244.6
4	1'38.927	23.584	28.889	18.762	27.692	245.1
5	1'41.154	23.710	29.083	18.932	29.429	244.0
6	1'39.589	23.962	29.143	18.888	27.596	237.1
7	1'39.193	23.860	28.989	18.880	27.464	241.3
8	1'39.149	23.906	29.023	18.854	27.366	241.8
9	1'38.993	23.497	28.897	18.999	27.600	246.8
10	1'38.210	23.530	28.835	18.640	27.205	244.6
11	1'37.523 P	23.567	28.658	19.097	26.201	244.6
12	1'51.028	34.977	29.555	18.794	27.702	
13	1'38.361	23.591	28.726	18.730	27.314	241.3
14	1'38.386 *	23.656	28.738*	18.768	27.224	240.2
15	1'46.423	23.583	30.598	19.718	32.524	239.2
16	1'38.466	23.507	28.807	18.731	27.421	244.0

20th 9 Nicola Fabio CARR Rivacold Snipers Tea ITA
Runs=3 Total laps=12 Full laps=7 Valid laps=5

1	2'34.837	33.926	30.234	19.333	28.297	
2	1'40.341	24.020	29.289	19.250	27.782	239.2
3	1'39.982	23.900	29.134	19.231	27.717	240.2
4	1'41.241 *	23.811	30.332	19.048	28.050*	240.2
5	1'39.122	23.889	28.841	18.867	27.525	237.1
6	1'38.369	23.602	28.632	18.773	27.362	241.8
7	1'40.635	24.452	29.676	18.844	27.663	231.5
8	1'38.993 P	23.662	29.845	19.228	26.258	241.8
9	1'48.890 *	32.559	29.291*	19.096	27.944	
10	1'39.687 *	23.70*	29.018*	19.165	27.803	238.6
11	1'39.398 P	23.820	33.345	19.429	22.804	238.1
12	2'07.534	49.552	30.738	19.051	28.193	
unfinished	23.316				244.0	

21st 54 Riccardo ROSSI SIC58 Squadra Corse ITA
Runs=2 Total laps=17 Full laps=14 Valid laps=11

1	2'12.547	33.327	29.693	19.231	28.088	
2	1'39.334	23.720	29.056	18.981	27.577	240.8
3	1'39.640 *	23.815	28.961	19.039	27.825*	244.0
4	1'39.613	23.789	29.059	19.081	27.684	240.2
5	1'47.834 *	23.657	29.069	19.317	35.791*	240.2
6	1'39.891	23.641	29.114	19.122	28.014	240.8
7	1'39.369	23.622	29.077	18.959	27.711	243.5
8	1'39.330	23.669	29.077	18.926	27.658	243.5
9	1'50.599	24.399	34.788	22.669	28.743	243.5

22nd 31 Adrian FERNANDEZ Leopard Racing SPA
Runs=2 Total laps=17 Full laps=14 Valid laps=13

1	2'06.933	33.418	29.208	19.229	27.859	
2	1'39.195	23.805	28.979	18.847	27.564	244.0
3	1'39.020	23.723	28.783	18.849	27.665	244.0
4	1'38.820	23.644	28.724	18.898	27.554	245.1
5	1'39.060	23.733	28.660	18.907	27.760	245.1
6	1'40.068	23.791	29.384	19.271	27.622	243.5
7	1'41.633	23.614	29.637	20.567	27.815	246.8
8	1'40.743	23.776	28.750	19.435	28.782	243.5
9	1'39.610	23.686	29.138	18.925	27.861	242.9
10	1'39.227	23.802	28.731	18.872	27.822	242.4
11	1'40.070	23.807	29.196	18.983	28.084	241.8
12	1'37.752 P	23.841	28.824*	19.319	25.768	241.3
13	2'09.697	33.121	29.640	22.323	44.613	
14	1'42.393	26.266	29.453	18.928	27.746	242.4
15	1'38.368 *	23.696	28.454*	18.829	27.389	242.4
16	1'38.532	23.578	28.457	18.925	27.572	242.9
17	1'38.406	23.566	28.554	18.788	27.498	242.4

23rd 18 Matteo BERTELLE Rivacold Snipers Tea ITA
Runs=2 Total laps=17 Full laps=14 Valid laps=13

1	2'37.295	36.379	32.178	19.512	29.856	
2	1'40.478	23.943	29.529	19.194	27.812	243.5
3	1'40.677	23.988	29.624	19.140	27.925	240.8
4	1'39.368	23.695	29.018	19.095	27.560	244.0
5	1'38.750	23.483	28.776	18.956	27.535	244.0
6	1'39.437	23.466	28.943	19.234	27.794	243.5
7	1'39.068	23.557	29.005	19.001	27.505	243.5
8	1'41.736	23.633	31.025	19.196	27.882	242.4
9	1'39.949	23.657	29.757	18.995	27.540	242.9
10	1'38.971	23.464	28.747	18.986	27.774	242.9
11	1'44.483	24.294	31.130	21.103	27.956	240.2
12	1'34.414 P	23.530	29.018	19.157	22.709	243.5
13	2'10.726	36.162	31.649	23.836	39.079	
14	1'51.589	26.391	38.050	19.264	27.884	239.2
15	1'38.602 *	23.510	28.638*	18.902	27.552	240.8
16	1'38.609	23.381	28.693	18.914	27.621	240.8
17	1'38.413	23.292	28.713	18.897	27.511	239.7

24th 64 Mario AJI Honda Team Asia INA
Runs=2 Total laps=17 Full laps=14 Valid laps=13

1	2'36.187	35.585	31.202	19.859	29.694	
2	1'41.324	24.080	29.594	19.553	28.097	234.5
3	1'39.656	23.896	29.323	18.919	27.518	242.9
4	1'39.424	23.721	29.356	18.873	27.474	243.5
5	1'38.672	23.498	28.911	18.890	27.373	242.9

Fastest Lap: David MUÑOZ BOE Motorsports SPA **1'36.791** 23.162 28.355 18.373 26.901

These data/results cannot be reproduced, stored and/or transmitted in whole or in part by any manner of electronic, mechanical, photocopying, recording, broadcasting or otherwise now known or herein after developed without the previous express consent by the copyright owner, except for reproduction in daily press and regular printed publications on sale to the public within 60 days of the event related to those data/results and always provided that copyright symbol appears together as follows below.
© DORNA, 2023

Practice Nr. 2

Moto3

Lap	Lap Time	T1	T2	T3	T4	Speed	Lap	Lap Time	T1	T2	T3	T4	Speed
6	1'41.166	23.704	28.934	18.968	29.560	241.8	10	1'39.243	23.839	28.652	19.103	27.649	241.8
7	1'39.570 *	23.555	29.313*	19.029	27.673	241.8	11	1'39.635 *	23.874	28.772*	19.063	27.926*	239.7
8	1'40.044	23.770	29.613	18.986	27.675	237.6	12	1'43.513	24.125	28.964	19.213	31.211	235.5
9	1'40.050	23.814	29.184	19.185	27.867	241.8	13	1'39.604	23.974	28.836	18.998	27.796	235.0
10	1'43.274	24.582	32.337	18.972	27.383	231.5	28th 19 Scott OGDEN VisionTrack Racing T GBR Runs=2 Total laps=2 Full laps=0 Valid laps=0						
11	1'39.757	23.662	28.854	18.959	28.282	242.9	1	2'40.072	34.738	32.220	19.729	32.107	
12	1'36.649 P	24.438	29.068	19.651	23.492	230.0	2	16'56.294 P	24.023	29.535		245.1	
13	1'53.163	35.001	31.810	19.002	27.350								
14	1'47.792	23.436	37.093	18.995	28.268	241.8							
15	1'38.485	23.430	28.775	18.890	27.390	240.2							
16	1'42.116	23.620	29.573	19.245	29.678	236.0							
17	1'39.256	23.453	29.280	18.890	27.633	242.9							

25th 20 Lorenzo FELLON CIP Green Power FRA
Runs=2 Total laps=16 Full laps=13 Valid laps=13

1	2'36.576	33.433	30.072	19.396	30.910	
2	1'40.403	24.090	29.310	19.101	27.902	240.8
3	1'40.096	23.755	29.759	18.770	27.812	241.3
4	1'39.393	23.746	29.180	18.883	27.584	243.5
5	1'38.695	23.558	28.890	18.815	27.432	242.4
6	1'41.660	24.230	30.552	19.015	27.863	243.5
7	1'39.148	23.619	29.046	19.000	27.483	244.6
8	1'39.647	23.663	29.076	18.961	27.947	242.4
9	1'41.573	24.157	30.792	18.917	27.707	237.6
10	1'39.323	23.638	29.087	18.850	27.748	242.4
11	1'35.471 P	23.726	29.097	19.333	23.315	241.3
12	1'57.959	33.676	37.534	19.130	27.619	
13	1'38.710	23.586	28.821	18.786	27.517	244.0
14	1'39.588	23.576	28.939	19.302	27.771	242.9
15	1'45.101	23.610	28.836	18.841	33.814	241.3
16	1'40.283	23.777	28.869	18.904	28.733	238.6

26th 43 Xavier ARTIGAS CFMOTO Racing Pru SPA
Runs=2 Total laps=10 Full laps=7 Valid laps=7

1	3'08.827	33.404	29.386	18.987	27.756	
2	1'39.467	23.909	28.923	18.980	27.655	238.1
3	1'39.422	23.806	28.975	18.934	27.707	242.4
4	1'39.722	23.794	28.975	19.023	27.930	242.4
5	1'41.108	24.032	29.175	19.412	28.489	240.8
6	1'38.528 P	24.476	31.946	19.399	22.707	233.5
7	2'00.700	35.698	37.936	18.905	28.161	
8	1'40.849	23.759	30.397	18.932	27.761	244.0
9	1'41.195	23.766	28.715	18.833	29.881	242.4
10	1'39.000	23.660	28.778	18.949	27.613	246.2

27th 63 Syarifuddin AZMAN MT Helmets - MSI MAL
Runs=2 Total laps=13 Full laps=10 Valid laps=8

1	2'15.461	33.801	29.742	19.268	28.067	
2	1'40.204	24.050	29.150	19.133	27.871	243.5
3	1'40.260 *	24.058	29.130	19.102	27.970*	241.8
4	1'39.959	24.134	28.956	19.131	27.738	243.5
5	1'40.606	24.006	29.135	19.072	28.393	243.5
6	1'41.288	24.412	29.414	19.618	27.844	234.5
7	1'40.523	23.901	29.244	19.430	27.948	240.2
8	1'36.820 P	23.876	29.345	19.463	24.136	241.3
9	2'03.004	33.288	30.858	25.557	33.301	

Fastest Lap: David MUÑOZ BOE Motorsports SPA **1'36.791** 23.162 28.355 18.373 26.901

These data/results cannot be reproduced, stored and/or transmitted in whole or in part by any manner of electronic, mechanical, photocopying, recording, broadcasting or otherwise now known or herein after developed without the previous express consent by the copyright owner, except for reproduction in daily press and regular printed publications on sale to the public within 60 days of the event related to those data/results and always provided that copyright symbol appears together as follows below.
© DORNA, 2023


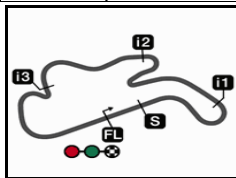
Official MotoGP Timing by TISSOT
www.motogp.com

Phillip Island, Friday, October 20, 2023

Page 5 of 5



Phillip Island

Results and timing service provided by  TISSOT

4448 m.

MotoGP™ GURU BY GRYFYN AUSTRALIAN MOTORCYCLE GR

Practice Nr. 2

Best Partial Times

Moto3™

IT Ideal Lap Time, sum of the best partial times

BT Best Lap Time

T1		T2		T3		T4				IT		BT	
Pos	Rider	Time	Rider	Time	Rider	Time	Rider	Time	Pos	Rider	IT	BT	
1	S.NEPA	23.113	J.KELSO	28.280	D.MUÑOZ	18.373	A.SASAKI	26.787	1	D.MUÑOZ	1'36.791	1'36.791	(1)
2	D.ÖNCÜ	23.126	F.FARIOLI	28.308	S.NEPA	18.464	S.NEPA	26.830	2	S.NEPA	1'36.864	1'36.864	(2)
3	D.SALVADOR	23.135	I.ORTOLÁ	28.343	A.SASAKI	18.495	D.ÖNCÜ	26.847	3	A.SASAKI	1'36.918	1'37.115	(4)
4	D.MUÑOZ	23.162	D.MOREIRA	28.350	D.ÖNCÜ	18.502	D.MUÑOZ	26.901	4	D.ÖNCÜ	1'36.944	1'37.146	(5)
5	V.PEREZ	23.164	D.MUÑOZ	28.355	D.MOREIRA	18.504	D.MOREIRA	26.962	5	D.MOREIRA	1'37.111	1'37.111	(3)
6	D.HOLGADO	23.227	A.SASAKI	28.380	J.MASIA	18.523	J.MASIA	26.987	6	J.MASIA	1'37.268	1'37.337	(6)
7	D.ALONSO	23.249	D.HOLGADO	28.424	D.HOLGADO	18.531	J.WHATLEY	27.027	6	I.ORTOLÁ	1'37.268	1'37.411	(7)
8	I.ORTOLÁ	23.250	C.VEIJER	28.448	I.ORTOLÁ	18.557	I.ORTOLÁ	27.118	8	J.KELSO	1'37.353	1'37.423	(8)
9	A.SASAKI	23.256	A.FERNANDEZ	28.457	J.KELSO	18.573	C.VEIJER	27.120	9	D.HOLGADO	1'37.452	1'37.623	(10)
10	J.MASIA	23.285	D.ALONSO	28.457	C.VEIJER	18.584	J.RUEDA	27.134	10	D.ALONSO	1'37.496	1'37.916	(13)
11	J.KELSO	23.288	S.NEPA	28.457	D.ALONSO	18.606	V.PEREZ	27.135	11	J.WHATLEY	1'37.554	1'37.554	(9)
12	M.BERTELLE	23.292	D.ÖNCÜ	28.469	R.YAMANAKA	18.640	R.ROSSI	27.171	12	V.PEREZ	1'37.607	1'37.992	(15)
13	D.MOREIRA	23.295	J.MASIA	28.473	D.SALVADOR	18.649	D.ALONSO	27.184	13	C.VEIJER	1'37.611	1'37.765	(11)
14	J.WHATLEY	23.295	J.RUEDA	28.487	K.TOBA	18.677	K.TOBA	27.201	14	D.SALVADOR	1'37.668	1'37.864	(12)
15	R.ROSSI	23.314	J.WHATLEY	28.511	V.PEREZ	18.708	R.YAMANAKA	27.205	15	R.ROSSI	1'37.759	1'38.374	(21)
16	N.CARRARO	23.316	R.ROSSI	28.531	T.FURUSATO	18.718	J.KELSO	27.212	16	K.TOBA	1'37.897	1'37.926	(14)
17	T.FURUSATO	23.325	D.SALVADOR	28.577	J.WHATLEY	18.721	T.FURUSATO	27.214	17	T.FURUSATO	1'37.928	1'38.029	(17)
18	M.AJI	23.430	K.TOBA	28.582	R.ROSSI	18.743	D.HOLGADO	27.270	18	J.RUEDA	1'37.957	1'38.005	(16)
19	K.TOBA	23.437	V.PEREZ	28.600	F.FARIOLI	18.751	D.SALVADOR	27.307	19	F.FARIOLI	1'37.990	1'38.064	(18)
20	C.VEIJER	23.459	N.CARRARO	28.632	L.FELLON	18.770	M.AJI	27.350	20	R.YAMANAKA	1'38.000	1'38.210	(19)
21	R.YAMANAKA	23.497	S.AZMAN	28.652	N.CARRARO	18.773	N.CARRARO	27.362	21	N.CARRARO	1'38.083	1'38.369	(20)
22	F.FARIOLI	23.532	R.YAMANAKA	28.658	J.RUEDA	18.780	A.FERNANDEZ	27.389	22	A.FERNANDEZ	1'38.200	1'38.406	(22)
23	J.RUEDA	23.556	T.FURUSATO	28.671	A.FERNANDEZ	18.788	F.FARIOLI	27.399	23	M.BERTELLE	1'38.387	1'38.413	(23)
24	L.FELLON	23.558	M.BERTELLE	28.693	X.ARTIGAS	18.833	L.FELLON	27.432	24	M.AJI	1'38.428	1'38.485	(24)

These data/results cannot be reproduced, stored and/or transmitted in whole or in part by any manner of electronic, mechanical, photocopying, recording, broadcasting or otherwise now known or herein after developed without the previous express consent by the copyright owner, except for reproduction in daily press and regular printed publications on sale to the public within 60 days of the event related to those data/results and always provided that copyright symbol appears together as follows below.

© DORNA, 2023


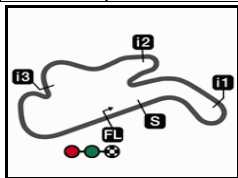
Official MotoGP Timing by TISSOT

www.motogp.com

motoE



Phillip Island

Results and timing service provided by  **TISSOT**

4448 m.

MotoGP™ GURU BY GRYFYN AUSTRALIAN MOTORCYCLE GR**Practice Nr. 2****Best Partial Times****Moto3™***IT Ideal Lap Time, sum of the best partial times**BT Best Lap Time*

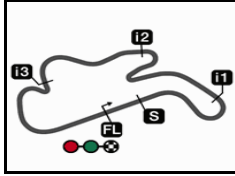

T1			T2			T3			T4				
<i>Pos</i>	<i>Rider</i>	<i>Time</i>	<i>Rider</i>	<i>Time</i>	<i>Rider</i>	<i>Time</i>	<i>Rider</i>	<i>Time</i>	<i>Pos</i>	<i>Rider</i>	<i>IT</i>	<i>BT</i>	
25A.	FERNANDEZ	23.566	X.ARTIGAS	28.715	M.AJI	18.873	M.BERTELLE	27.505	25	L.FELLON	1'38.581	1'38.695	(25)
26X.	X.ARTIGAS	23.660	M.AJI	28.775	M.BERTELLE	18.897	X.ARTIGAS	27.613	26	X.ARTIGAS	1'38.821	1'39.000	(26)
27S.	AZMAN	23.839	L.FELLON	28.821	S.AZMAN	18.998	S.AZMAN	27.649	27	S.AZMAN	1'39.138	1'39.243	(27)
28S.	OGDEN	24.023	S.OGDEN	29.535	S.OGDEN	19.729	S.OGDEN	32.107	-1	S.OGDEN			(-1)

These data/results cannot be reproduced, stored and/or transmitted in whole or in part by any manner of electronic, mechanical, photocopying, recording, broadcasting or otherwise now known or herein after developed without the previous express consent by the copyright owner, except for reproduction in daily press and regular printed publications on sale to the public within 60 days of the event related to those data/results and always provided that copyright symbol appears together as follows below.
© DORNA, 2023

Official MotoGP Timing by **TISSOT**
www.motogp.com




Phillip Island

Results and timing service provided by 

4448 m.

Moto3™**MotoGP™ GURU BY GRYFYN AUSTRALIAN MOTORCYCLE GR****Practice Nr. 2****Fastest Laps Sequence**

<i>Practice Time</i>	 <i>Rider</i>	<i>Nation</i>	<i>Motorcycle</i>	<i>Time</i>	<i>Km/h</i>	<i>Rider's Lap</i>
3'46.128	31 Adrian FERNANDEZ	SPA	HONDA	1'39.195	161.4	2
3'46.470	5 Jaume MASIA	SPA	HONDA	1'38.840	162.0	2
4'18.537	44 David MUÑOZ	SPA	KTM	1'37.879	163.5	2
9'16.972	82 Stefano NEPA	ITA	KTM	1'37.754	163.8	5
12'35.944	44 David MUÑOZ	SPA	KTM	1'37.664	163.9	7
14'13.543	44 David MUÑOZ	SPA	KTM	1'37.599	164.0	8
23'30.434	66 Joel KELSO	AUS	CFMOTO	1'37.581	164.0	10
29'36.025	71 Ayumu SASAKI	JPN	HUSQVARNA	1'37.481	164.2	10
31'13.140	71 Ayumu SASAKI	JPN	HUSQVARNA	1'37.115	164.8	11
31'16.055	44 David MUÑOZ	SPA	KTM	1'36.791	165.4	13

These data/results cannot be reproduced, stored and/or transmitted in whole or in part by any manner of electronic, mechanical, photocopying, recording, broadcasting or otherwise now known or herein after developed without the previous express consent by the copyright owner, except for reproduction in daily press and regular printed publications on sale to the public within 60 days of the event related to those data/results and always provided that copyright symbol appears together as follows below.

© DORNA, 2023

Official MotoGP Timing by TISSOT
www.motogp.com

Phillip Island, Friday, October 20, 2023