


4448 m.

		Rider	Nation	Team	Motorcycle	Time	Lap Total	Gap	Top Speed
1	71	<b>Ayumu SASAKI</b>	JPN	Liqui Moly Husqvarna Intact GP	HUSQVARNA	<b>1'36.403</b>	8 13		<b>246.2</b>
2	53	<b>Deniz ÖNCÜ</b>	TUR	Red Bull KTM Ajo	KTM	<b>1'36.537</b>	11 13	0.134 0.134	<b>246.2</b>
3	66	<b>Joel KELSO</b>	AUS	CFMOTO Racing PruestelGP	CFMOTO	<b>1'36.566</b>	10 11	0.163 0.029	<b>247.9</b>
4	31	<b>Adrian FERNANDEZ</b>	SPA	Leopard Racing	HONDA	<b>1'36.786</b>	15 15	0.383 0.220	<b>249.1</b>
5	44	<b>David MUÑOZ</b>	SPA	BOE Motorsports	KTM	<b>1'36.816</b>	9 11	0.413 0.030	<b>249.1</b>
6	27	<b>Kaito TOBA</b>	JPN	SIC58 Squadra Corse	HONDA	<b>1'36.935</b>	13 13	0.532 0.119	<b>247.9</b>
7	95	<b>Collin VEIJER</b>	NED	Liqui Moly Husqvarna Intact GP	HUSQVARNA	<b>1'36.977</b>	11 13	0.574 0.042	<b>243.5</b>
8	80	<b>David ALONSO</b>	COL	Gaviota GASGAS Aspar Team	GASGAS	<b>1'37.071</b>	12 14	0.668 0.094	<b>250.2</b>
9	5	<b>Jaume MASIA</b>	SPA	Leopard Racing	HONDA	<b>1'37.081</b>	13 13	0.678 0.010	<b>248.5</b>
10	54	<b>Riccardo ROSSI</b>	ITA	SIC58 Squadra Corse	HONDA	<b>1'37.163</b>	11 12	0.760 0.082	<b>248.5</b>
11	82	<b>Stefano NEPA</b>	ITA	Angeluss MTA Team	KTM	<b>1'37.174</b>	11 13	0.771 0.011	<b>246.2</b>
12	10	<b>Diogo MOREIRA</b>	BRA	MT Helmets - MSI	KTM	<b>1'37.183</b>	8 11	0.780 0.009	<b>244.0</b>
13	18	<b>Matteo BERTELLE</b>	ITA	Rivacold Snipers Team	HONDA	<b>1'37.286</b>	12 13	0.883 0.103	<b>249.1</b>
14	21	<b>Vicente PEREZ</b>	SPA	BOE Motorsports	KTM	<b>1'37.383</b>	10 11	0.980 0.097	<b>248.5</b>
15	72	<b>Taiyo FURUSATO</b>	JPN	Honda Team Asia	HONDA	<b>1'37.552</b>	5 11	1.149 0.169	<b>244.0</b>
16	64	<b>Mario AJI</b>	INA	Honda Team Asia	HONDA	<b>1'37.674</b>	11 12	1.271 0.122	<b>245.1</b>
17	70	<b>Joshua WHATLEY</b>	GBR	VisionTrack Racing Team	HONDA	<b>1'37.703</b>	9 11	1.300 0.029	<b>245.1</b>
18	38	<b>David SALVADOR</b>	SPA	CIP Green Power	KTM	<b>1'37.713</b>	12 12	1.310 0.010	<b>247.3</b>
19	6	<b>Ryusei YAMANAKA</b>	JPN	Gaviota GASGAS Aspar Team	GASGAS	<b>1'37.738</b>	12 12	1.335 0.025	<b>246.8</b>
20	7	<b>Filippo FARIOLI</b>	ITA	Red Bull KTM Tech3	KTM	<b>1'37.902</b>	6 12	1.499 0.164	<b>244.6</b>
21	9	<b>Nicola Fabio CARRARO</b>	ITA	Rivacold Snipers Team	HONDA	<b>1'37.922</b>	5 11	1.519 0.020	<b>247.3</b>
22	20	<b>Lorenzo FELLON</b>	FRA	CIP Green Power	KTM	<b>1'38.105</b>	10 11	1.702 0.183	<b>247.9</b>
23	63	<b>Syarifuddin AZMAN</b>	MAL	MT Helmets - MSI	KTM	<b>1'38.106</b>	6 11	1.703 0.001	<b>244.6</b>
24	96	<b>Daniel HOLGADO</b>	SPA	Red Bull KTM Tech3	KTM	<b>1'38.146</b>	5 11	1.743 0.040	<b>247.3</b>
25	99	<b>José Antonio RUEDA</b>	SPA	Red Bull KTM Ajo	KTM	<b>1'38.454</b>	10 12	2.051 0.308	<b>246.2</b>
26	43	<b>Xavier ARTIGAS</b>	SPA	CFMOTO Racing PruestelGP	CFMOTO	<b>1'38.866</b>	14 14	2.463 0.412	<b>244.6</b>
27	48	<b>Ivan ORTOLÁ</b>	SPA	Angeluss MTA Team	KTM	<b>1'39.661</b>	5 11	3.258 0.795	<b>244.6</b>
<b>Not qualified (Out 105%)</b>						<b>1'41.223</b>			
	19	<b>Scott OGDEN</b>	GBR	VisionTrack Racing Team	HONDA	<b>1'42.487</b>	3 5	6.084 2.826	<b>237.6</b>

Practice condition: Dry

Air: 17°

Humidity: 65%

Ground: 19°

<b>Fastest Lap:</b>	Lap: 8	<b>Ayumu SASAKI</b>	<b>1'36.403</b>	166.1 Km/h
<b>Best Race Lap:</b>	2014	<b>Jack MILLER</b>	<b>1'36.302</b>	166.2 Km/h
<b>All Time Lap Record:</b>	2022	<b>Ayumu SASAKI</b>	<b>1'35.854</b>	167.0 Km/h

The results are provisional until the end of the limit for protest and appeals.

Time limit for protest expires 60' after publication of the results - ..... Time: .....

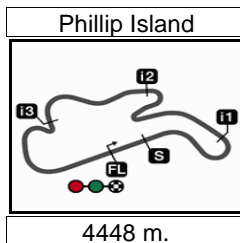
These data/results cannot be reproduced, stored and/or transmitted in whole or in part by any manner of electronic, mechanical, photocopying, recording, broadcasting or otherwise now known or herein after developed without the previous express consent by the copyright owner, except for reproduction in daily press and regular printed publications on sale to the public within 60 days of the event related to those data/results and always provided that copyright symbol appears together as follows below.

© DORNA, 2023

Official MotoGP Timing by TISSOT  
www.motogp.com

Phillip Island, Saturday, October 21, 2023





Results and timing service provided by **TISSOT**

**Moto3™**

**MotoGP™ GURU BY GRYFYN AUSTRALIAN MOTORCYCLE GR**

**Practice Nr. 3**

**Combined Practice Times**

**11**

Rider	Nation	Team	MOTORCYCLE	P1	P2	P3	Gap
1 71 <b>A.SASAKI</b>	JPN	Liqui Moly Husqvarna Intact GP	HUSQVARNA	1'37.903	14 1'37.115	11 <b>1'36.403</b>	8
2 53 <b>D.ÖNCÜ</b>	TUR	Red Bull KTM Ajo	KTM	1'38.613	14 1'37.146	14 <b>1'36.537</b>	11 0.134 0.134
3 66 <b>J.KELSO</b>	AUS	CFMOTO Racing PruestelGP	CFMOTO	1'38.264	15 1'37.423	16 <b>1'36.566</b>	10 0.163 0.029
4 31 <b>A.FERNANDEZ</b>	SPA	Leopard Racing	HONDA	1'38.119	19 1'38.406	17 <b>1'36.786</b>	15 0.383 0.220
5 44 <b>D.MUÑOZ</b>	SPA	BOE Motorsports	KTM	1'37.638	9 <b>1'36.791</b>	13 1'36.816	9 0.388 0.005
6 82 <b>S.NEPA</b>	ITA	Angeluss MTA Team	KTM	1'38.690	13 <b>1'36.864</b>	14 1'37.174	11 0.461 0.073
7 27 <b>K.TOBA</b>	JPN	SIC58 Squadra Corse	HONDA	1'40.298	10 1'37.926	13 <b>1'36.935</b>	13 0.532 0.071
8 95 <b>C.VEIJER</b>	NED	Liqui Moly Husqvarna Intact GP	HUSQVARNA	1'38.684	17 1'37.765	16 <b>1'36.977</b>	11 0.574 0.042
9 80 <b>D.ALONSO</b>	COL	Gaviota GASGAS Aspar Team	GASGAS	1'40.361	15 1'37.916	17 <b>1'37.071</b>	12 0.668 0.094
10 5 <b>J.MASIA</b>	SPA	Leopard Racing	HONDA	1'38.152	18 1'37.337	11 <b>1'37.081</b>	13 0.678 0.010
11 10 <b>D.MOREIRA</b>	BRA	MT Helmets - MSI	KTM	1'38.150	15 <b>1'37.111</b>	11 1'37.183	8 0.708 0.030
12 54 <b>R.ROSSI</b>	ITA	SIC58 Squadra Corse	HONDA	1'38.034	17 1'38.374	17 <b>1'37.163</b>	11 0.760 0.052
13 18 <b>M.BERTELLE</b>	ITA	Rivacold Snipers Team	HONDA	1'42.632	3 1'38.413	17 <b>1'37.286</b>	12 0.883 0.123
14 21 <b>V.PEREZ</b>	SPA	BOE Motorsports	KTM	1'38.807	14 1'37.992	5 <b>1'37.383</b>	10 0.980 0.097
15 48 <b>I.ORTOLÁ</b>	SPA	Angeluss MTA Team	KTM	1'38.969	14 <b>1'37.411</b>	11 1'39.661	5 1.008 0.028
16 72 <b>T.FURUSATO</b>	JPN	Honda Team Asia	HONDA	1'40.648	15 1'38.029	14 <b>1'37.552</b>	5 1.149 0.141
17 70 <b>J.WHATLEY</b>	GBR	VisionTrack Racing Team	HONDA	1'39.315	17 <b>1'37.554</b>	14 1'37.703	9 1.151 0.002
18 96 <b>D.HOLGADO</b>	SPA	Red Bull KTM Tech3	KTM	1'38.475	12 <b>1'37.623</b>	15 1'38.146	5 1.220 0.069
19 64 <b>M.AJI</b>	INA	Honda Team Asia	HONDA	1'39.265	13 1'38.485	15 <b>1'37.674</b>	11 1.271 0.051
20 38 <b>D.SALVADOR</b>	SPA	CIP Green Power	KTM	1'39.314	15 1'37.864	14 <b>1'37.713</b>	12 1.310 0.039
21 6 <b>R.YAMANAKA</b>	JPN	Gaviota GASGAS Aspar Team	GASGAS	1'38.447	17 1'38.210	10 <b>1'37.738</b>	12 1.335 0.025
22 7 <b>F.FARIOLI</b>	ITA	Red Bull KTM Tech3	KTM	1'39.727	15 1'38.064	13 <b>1'37.902</b>	6 1.499 0.164
23 9 <b>N.CARRARO</b>	ITA	Rivacold Snipers Team	HONDA	1'39.116	14 1'38.369	6 <b>1'37.922</b>	5 1.519 0.020
24 99 <b>J.RUEDA</b>	SPA	Red Bull KTM Ajo	KTM	1'38.574	17 <b>1'38.005</b>	15 1'38.454	10 1.602 0.083
25 20 <b>L.FELLON</b>	FRA	CIP Green Power	KTM	1'39.549	17 1'38.695	5 <b>1'38.105</b>	10 1.702 0.100
26 63 <b>S.AZMAN</b>	MAL	MT Helmets - MSI	KTM	1'39.529	16 1'39.243	10 <b>1'38.106</b>	6 1.703 0.001
27 43 <b>X.ARTIGAS</b>	SPA	CFMOTO Racing PruestelGP	CFMOTO	1'39.639	12 1'39.000	10 <b>1'38.866</b>	14 2.463 0.760
19 <b>S.OGDEN</b>	GBR	VisionTrack Racing Team	HONDA	1'46.460	2	<b>1'42.487</b>	3 6.084 3.621

<b>Pole Position Record:</b>	2022	<b>Ayumu SASAKI</b>	<b>1'35.854</b>	167.0 Km/h
<b>Best Race Lap:</b>	2014	<b>Jack MILLER</b>	<b>1'36.302</b>	166.2 Km/h
<b>All Time Lap Record:</b>	2022	<b>Ayumu SASAKI</b>	<b>1'35.854</b>	167.0 Km/h

The results are provisional until the end of the limit for protest and appeals.

Time limit for protest expires 60' after publication of the results - ..... Time: .....

These data/results cannot be reproduced, stored and/or transmitted in whole or in part by any manner of electronic, mechanical, photocopying, recording, broadcasting or otherwise now known or herein after developed without the previous express consent by the copyright owner, except for reproduction in daily press and regular printed publications on sale to the public within 60 days of the event related to those data/results and always provided that copyright symbol appears together as follows below.

© DORNA, 2023

Official MotoGP Timing by **TISSOT**  
www.motogp.com

**Phillip Island, Saturday, October 21, 2023**





Rider

Nation

Motorcycle

Top 5 speeds

Average

Top

Rider	Nation	Motorcycle	Top 5 speeds					Average	Top
80 David ALONSO	COL	GASGAS	250.2	249.6	247.9	246.8	246.2	248.1	250.2
18 Matteo BERTELLE	ITA	HONDA	249.1	247.9	245.1	245.1	244.6	246.4	249.1
31 Adrian FERNANDEZ	SPA	HONDA	249.1	248.5	247.9	247.3	247.3	248.0	249.1
44 David MUÑOZ	SPA	KTM	249.1	246.8	245.7	245.1	245.1	246.4	249.1
5 Jaume MASIA	SPA	HONDA	248.5	247.9	247.9	247.9	246.8	247.6	248.5
21 Vicente PEREZ	SPA	KTM	248.5	246.2	244.6	242.9	242.4	244.5	248.5
54 Riccardo ROSSI	ITA	HONDA	248.5	248.5	247.9	247.9	247.3	248.0	248.5
20 Lorenzo FELLON	FRA	KTM	247.9	247.3	246.8	246.8	246.2	246.9	247.9
27 Kaito TOBA	JPN	HONDA	247.9	247.9	247.3	246.8	245.7	247.1	247.9
66 Joel KELSO	AUS	CFMOTO	247.9	245.1	242.9	242.9	242.4	244.2	247.9
9 Nicola Fabio CARRARO	ITA	HONDA	247.3	246.2	246.2	244.6	242.4	245.3	247.3
38 David SALVADOR	SPA	KTM	247.3	246.8	246.2	245.7	245.1	246.0	247.3
96 Daniel HOLGADO	SPA	KTM	247.3	244.0	244.0	243.5	243.5	244.3	247.3
6 Ryusei YAMANAKA	JPN	GASGAS	246.8	242.9	242.9	242.9	242.4	243.6	246.8
53 Deniz ÖNCÜ	TUR	KTM	246.2	246.2	246.2	245.1	245.1	245.7	246.2
71 Ayumu SASAKI	JPN	HUSQVARNA	246.2	246.2	246.2	246.2	245.7	246.0	246.2
82 Stefano NEPA	ITA	KTM	246.2	246.2	246.2	242.9	242.4	244.8	246.2
99 José Antonio RUEDA	SPA	KTM	246.2	244.6	244.6	244.6	244.0	244.7	246.2
64 Mario AJI	INA	HONDA	245.1	245.1	242.9	242.9	241.3	243.1	245.1
70 Joshua WHATLEY	GBR	HONDA	245.1	243.5	243.5	243.5	242.9	243.7	245.1
7 Filippo FARIOLI	ITA	KTM	244.6	244.6	244.0	243.5	242.4	243.4	244.6
43 Xavier ARTIGAS	SPA	CFMOTO	244.6	242.9	241.8	241.3	241.3	242.4	244.6
48 Ivan ORTOLÁ	SPA	KTM	244.6	243.5	241.8	239.7	238.1	240.6	244.6
63 Syarifuddin AZMAN	MAL	KTM	244.6	243.5	243.5	243.5	242.9	243.4	244.6
10 Diogo MOREIRA	BRA	KTM	244.0	243.5	242.9	242.9	242.9	243.2	244.0
72 Taiyo FURUSATO	JPN	HONDA	244.0	243.5	242.9	242.4	242.4	243.0	244.0
95 Collin VEIJER	NED	HUSQVARNA	243.5	243.5	243.5	243.5	242.9	243.4	243.5
19 Scott OGDEN	GBR	HONDA	237.6	237.6	237.1			237.4	237.6

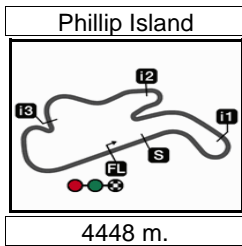
These data/results cannot be reproduced, stored and/or transmitted in whole or in part by any manner of electronic, mechanical, photocopying, recording, broadcasting or otherwise now known or herein after developed without the previous express consent by the copyright owner, except for reproduction in daily press and regular printed publications on sale to the public within 60 days of the event related to those data/results and always provided that copyright symbol appears together as follows below.

© DORNA, 2023

Official MotoGP Timing by TISSOT  
www.motogp.com



Phillip Island, Saturday, October 21, 2023



Results and timing service provided by TISSOT

**Moto3™**

**MotoGP™ GURU BY GRYFYN AUSTRALIAN MOTORCYCLE GR**  
**Practice Nr. 3**  
**Chronological Analysis of Performances**

**13**

\* Lap / Sector time cancelled      T1 Time from finish line to 1st intermediate      T3 Time from 2nd intermed. to 3rd intermed.  
P Crossing the finish line in pit lane      T2 Time from 1st intermed. to 2nd intermed.      T4 Time from 3rd intermediate to finish line

Lap	Lap Time	T1	T2	T3	T4	Speed	Lap	Lap Time	T1	T2	T3	T4	Speed
<b>1st 71 Ayumu SASAKI</b> Liqui Moly Husqvarna JPN Runs=3 Total laps=13 Full laps=8 Valid laps=7							<b>4th 31 Adrian FERNANDEZ</b> Leopard Racing SPA Runs=2 Total laps=15 Full laps=12 Valid laps=12						
1	4'15.331	31.612	29.271	19.502	28.145		1	2'12.899	34.513	29.825	19.152	28.085	
2	<b>1'38.436</b>	23.716	28.720	18.625	27.375	246.2	2	<b>1'39.510</b>	23.975	28.929	18.915	27.691	243.5
3	<b>1'38.109</b>	23.662	28.535	18.699	27.213	246.2	3	<b>1'39.383</b>	23.755	28.988	18.822	27.818	243.5
4	1'38.143 *	23.592	28.710*	18.727	27.114	245.7	4	<b>1'39.031</b>	23.779	28.862	18.846	27.544	242.4
5	<b>1'37.485</b>	23.433	28.368	18.619	27.065	245.1	5	<b>1'38.819</b>	23.733	28.655	18.885	27.546	242.9
6	1'36.727 P	24.358	29.600	19.412	23.357	237.6	6	<b>1'38.544</b>	23.736	28.585	18.754	27.469	243.5
7	1'47.885	32.907	29.138	18.807	27.033		7	<b>1'42.791</b>	23.722	28.561	19.056	31.452	242.4
8	<b>1'36.403</b>	23.159	28.058	18.445	26.741	245.7	8	<b>1'37.943</b>	23.271	28.499	18.760	27.413	249.1
9	<b>1'36.561</b>	23.215	28.134	18.440	26.772	246.2	9	<b>1'37.614</b>	23.408	28.637	18.535	27.034	247.3
10	1'36.702 P	25.553	29.691	19.232	22.226	238.6	10	<b>1'37.638</b>	23.209	28.440	18.682	27.307	248.5
11	1'52.379 *	33.139	32.491*	18.869	27.880		11	1'36.530 P	23.703	28.971	18.969	24.887	246.2
12	<b>1'37.042</b>	23.437	28.175	18.635	26.795	246.2	12	2'24.602	1'09.888	29.017	18.632	27.065	
13	<b>1'37.180</b>	23.338	28.199	18.767	26.876	245.7	13	<b>1'41.193</b>	23.564	29.131	18.870	29.628	246.2
							14	<b>1'42.662</b>	23.330	32.983	18.984	27.365	247.9
							15	<b>1'36.786</b>	23.213	28.173	18.468	26.932	247.3
<b>2nd 53 Deniz ÖNCÜ</b> Red Bull KTM Ajo TUR Runs=2 Total laps=13 Full laps=10 Valid laps=10							<b>5th 44 David MUÑOZ</b> BOE Motorsports SPA Runs=2 Total laps=11 Full laps=8 Valid laps=7						
1	3'59.104	32.605	29.332	18.955	42.085		1	4'01.200	32.968	31.642	20.180	46.351	
2	<b>1'37.713</b>	23.563	28.602	18.616	26.932	244.6	2	<b>1'38.590</b>	23.866	28.744	18.627	27.353	244.0
3	<b>1'39.548</b>	23.156	30.538	18.616	27.238	246.2	3	<b>1'37.904</b>	23.436	28.586	18.567	27.315	245.1
4	<b>1'37.617</b>	23.233	28.651	18.610	27.123	245.1	4	<b>1'37.858</b>	23.417	28.449	18.550	27.442	243.5
5	<b>1'37.271</b>	23.210	28.561	18.582	26.918	246.2	5	<b>1'37.430</b>	23.230	28.422	18.524	27.254	249.1
6	<b>1'37.348</b>	22.996	28.670	18.602	27.080	246.2	6	<b>1'37.385</b>	23.344	28.312	18.498	27.231	245.1
7	<b>1'37.108</b>	23.122	28.447	18.614	26.925	244.0	7	1'36.574 P	23.392	28.750	19.005	25.427	245.7
8	<b>1'37.760</b>	23.398	28.637	18.600	27.125	245.1	8	2'27.658	1'13.155	28.814	18.645	27.044	
9	1'36.104 P	23.364	32.259	18.850	21.631	244.0	9	<b>1'36.816</b>	23.059	28.185	18.462	27.110	246.8
10	2'18.640	1'04.157	28.869	18.625	26.989		10	1'42.906 *	23.317	28.095	18.622	32.872*	241.8
11	<b>1'36.537</b>	23.176	28.187	18.484	26.690	242.9	11	<b>1'38.948</b>	24.098	28.630	18.491	27.729	236.0
12	<b>1'47.232</b>	23.143	28.187	18.827	37.075	245.1							
13	<b>1'37.604</b>	23.314	28.373	18.567	27.350	242.4							
<b>3rd 66 Joel KELSO</b> CFMOTO Racing Pru AUS Runs=2 Total laps=11 Full laps=8 Valid laps=6							<b>6th 27 Kaito TOBA</b> SIC58 Squadra Corse JPN Runs=2 Total laps=13 Full laps=10 Valid laps=10						
1	4'05.001	34.851	29.783	19.264	28.347		1	3'32.137	50.154	30.779	19.617	27.883	
2	<b>1'38.482</b>	23.664	28.775	18.709	27.334	240.8	2	<b>1'43.109</b>	23.754	29.128	19.020	31.207	247.9
3	<b>1'37.739</b>	23.393	28.498	18.677	27.171	241.8	3	<b>1'39.441</b>	23.679	28.774	19.444	27.544	244.0
4	1'37.738 *	23.344	28.589*	18.581	27.224	242.9	4	<b>1'38.687</b>	23.507	28.656	18.825	27.699	246.8
5	<b>1'37.303</b>	23.285	28.277	18.414	27.327	242.9	5	<b>1'38.482</b>	23.617	28.556	18.962	27.347	239.7
6	<b>1'37.138</b>	23.230	28.270	18.553	27.085	245.1	6	<b>1'39.061</b>	23.608	28.724	19.008	27.721	242.4
7	1'39.920 P	26.884	29.944	19.124	23.968	247.9	7	<b>1'39.489</b>	23.645	29.021	18.946	27.877	238.6
8	1'57.568	41.850	29.485	18.823	27.410		8	<b>1'39.435</b>	23.666	28.803	19.043	27.923	238.1
9	1'37.517 *	23.262	28.374*	18.614	27.267	240.8	9	1'37.737 P	23.774	31.706	18.947	23.310	238.1
10	<b>1'36.566</b>	23.197	27.923	18.521	26.925	240.8	10	2'30.521	1'13.975	30.012	19.055	27.479	
11	<b>1'45.793</b>	26.873	30.704	19.641	28.575	242.4	11	<b>1'37.663</b>	23.196	28.518	18.769	27.180	247.3
							12	<b>1'40.382</b>	23.230	30.952	18.789	27.411	247.9

**Fastest Lap:** Ayumu SASAKI      Liqui Moly Husqvarna JPN      **1'36.403**      23.159      28.058      18.445      26.741

These data/results cannot be reproduced, stored and/or transmitted in whole or in part by any manner of electronic, mechanical, photocopying, recording, broadcasting or otherwise now known or herein after developed without the previous express consent by the copyright owner, except for reproduction in daily press and regular printed publications on sale to the public within 60 days of the event related to those data/results and always provided that copyright symbol appears together as follows below.  
© DORNA, 2023





## Practice Nr. 3

## Moto3

Lap	Lap Time	T1	T2	T3	T4	Speed	Lap	Lap Time	T1	T2	T3	T4	Speed	
13	1'36.935	23.185	28.206	18.714	26.830	245.7	3	1'38.038	23.545	28.751	18.668	27.074	247.3	
<b>7th</b>	<b>95</b>	<b>Collin VEIJER</b>		Liqui Moly Husqvarna		NED	4	1'38.536	23.552	28.857	18.777	27.350	242.9	
		Runs=2	Total laps=13	Full laps=10	Valid laps=8		5	1'37.758	23.242	28.442	18.758	27.316	247.9	
1	4'14.253	33.963	29.790	19.157	28.223		6	1'38.060	23.416	28.521	18.901	27.222	244.0	
2	1'39.369	23.947	28.938	18.792	27.692	241.8	7	1'40.099	23.336	28.577	20.039	28.147	245.7	
3	1'38.857	23.807	28.850	18.697	27.503	241.8	8	1'38.442	P 23.472	28.805	19.787	26.378	244.6	
4	1'38.411	*	23.597	28.776*	18.661	27.377	243.5	9	2'29.092	1'13.591	29.242	18.883	27.376	
5	1'37.627	23.389	28.434	18.639	27.165	243.5	10	1'37.240	23.226	28.376	18.694	26.944	248.5	
6	1'37.401	23.386	28.442	18.520	27.053	243.5	11	1'37.163	23.140	28.351	18.731	26.941	248.5	
7	1'37.496	23.260	28.531	18.538	27.167	243.5	12	1'39.716	23.600	29.243	19.173	27.700	247.9	
8	1'36.838	P 24.660	29.498	19.926	22.754	242.4	<b>11th</b>	<b>82</b>	<b>Stefano NEPA</b>		Angeluss MTA Team		ITA	
9	1'48.778	33.258	29.411	18.772	27.337				Runs=2	Total laps=13	Full laps=10	Valid laps=10		
10	1'37.377	23.552	28.223	18.619	26.983	241.3	1	3'43.239	36.398	37.301	20.384	33.822		
11	1'36.977	23.353	28.211	18.485	26.928	242.4	2	1'42.327	24.145	31.313	19.022	27.847	240.2	
12	1'36.994	23.281	28.305	18.464	26.944	242.4	3	1'39.202	23.627	29.037	18.881	27.657	238.6	
13	1'38.533	*	23.365	28.919*	18.943	27.306	4	1'47.791	23.648	31.585	24.919	27.639	239.2	
	unfinished	23.435				242.4	5	1'38.259	23.492	28.681	18.729	27.357	241.8	
<b>8th</b>	<b>80</b>	<b>David ALONSO</b>		Gaviota GASGAS Asp		COL	6	1'38.551	23.407	28.965	18.682	27.497	240.8	
		Runs=2	Total laps=14	Full laps=11	Valid laps=9		7	1'38.106	23.351	28.780	18.699	27.276	242.9	
1	3'33.430	33.042	31.074	19.194	28.078		8	1'38.148	23.336	28.724	18.704	27.384	242.4	
2	1'38.633	23.525	28.963	18.706	27.439	247.9	9	1'35.763	P 23.393	31.992	18.886	21.492	246.2	
3	1'43.287	23.792	28.917	21.905	28.673	246.2	10	2'34.066	1'18.703	29.441	18.754	27.168		
4	1'38.517	23.597	28.840	18.793	27.287	246.8	11	1'37.174	23.131	28.365	18.611	27.067	246.2	
5	1'37.973	23.292	28.452	18.763	27.466	249.6	12	1'37.307	23.221	28.206	18.627	27.253	246.2	
6	1'41.111	23.705	30.737	18.786	27.883	241.8	13	1'44.871	29.175	29.703	18.738	27.255	241.8	
7	1'39.712	23.209	28.361	20.284	27.858	250.2	<b>12th</b>	<b>10</b>	<b>Diogo MOREIRA</b>		MT Helmets - MSI		BRA	
8	1'38.032	23.476	28.539	18.665	27.352	244.6			Runs=2	Total laps=11	Full laps=8	Valid laps=8		
9	1'38.573	23.520	28.760	18.767	27.526	244.0	1	3'58.382	31.939	29.182	19.232	42.747		
10	1'32.743	P 23.586	28.591	18.862	21.704	241.8	2	1'38.152	23.827	28.672	18.525	27.128	242.9	
11	1'45.983	31.534	28.614	18.679	27.156		3	1'37.415	23.287	28.702	18.501	26.925	243.5	
12	1'37.071	23.257	28.154	18.607	27.053	244.6	4	1'37.465	23.363	28.379	18.590	27.133	241.3	
13	1'50.834	*	23.226	37.119*	22.980	27.509	5	1'37.544	23.345	28.428	18.623	27.148	242.4	
14	1'43.130	*	27.444	29.702*	18.749	27.235	6	1'42.349	23.413	28.242	18.631	32.063	242.4	
<b>9th</b>	<b>5</b>	<b>Jaume MASIA</b>		Leopard Racing		SPA	7	1'37.750	23.291	28.332	18.707	27.420	244.0	
		Runs=2	Total laps=13	Full laps=10	Valid laps=9		8	1'37.183	23.226	28.439	18.444	27.074	242.4	
1	3'56.451	33.981	29.653	19.607	40.935		9	1'37.691	23.277	28.457	18.593	27.364	242.9	
2	1'39.224	23.968	28.987	18.684	27.585	240.8	10	1'37.460	P 24.135	29.058	19.071	25.196	242.9	
3	1'38.230	23.592	28.712	18.613	27.313	242.9	11	2'25.522	1'10.523	28.881	18.970	27.148		
4	1'41.556	26.105	29.171	18.845	27.435	244.0			unfinished	23.073			242.4	
5	1'37.624	23.432	28.498	18.583	27.111	246.8	<b>13th</b>	<b>18</b>	<b>Matteo BERTELLE</b>		Rivacold Snipers Tea		ITA	
6	1'37.299	23.388	28.329	18.507	27.075	246.8			Runs=3	Total laps=13	Full laps=9	Valid laps=9		
7	1'37.697	23.320	28.466	18.634	27.277	247.9	1	3'34.592	32.453	30.191	19.339	28.408		
8	1'37.456	23.202	28.457	18.519	27.278	247.9	2	1'39.310	23.581	28.831	19.055	27.843	247.9	
9	1'39.460	P 25.400	30.869	19.342	23.849	245.1	3	1'38.237	23.337	28.625	18.785	27.490	249.1	
10	2'28.115	1'13.220	28.970	18.709	27.216		4	1'42.898	24.846	31.561	18.950	27.541	244.6	
11	1'36.853	*	22.992	28.136*	18.595	27.130	248.5	5	1'38.745	23.392	28.794	18.987	27.572	245.1
12	1'41.622	23.283	32.619	18.694	27.026	246.2	6	1'38.448	23.510	28.603	18.903	27.432	240.2	
13	1'37.081	23.069	28.106	18.483	27.423	247.9	7	1'41.105	24.342	29.999	19.058	27.706	245.1	
<b>10th</b>	<b>54</b>	<b>Riccardo ROSSI</b>		SIC58 Squadra Corse		ITA	8	1'38.422	23.358	28.667	18.882	27.515	243.5	
		Runs=2	Total laps=12	Full laps=9	Valid laps=9		9	1'34.416	P 23.386	29.258	19.169	22.603	242.4	
1	3'43.936	43.989	35.709	19.994	36.160		10	2'12.156	P 33.093	29.720	24.008	45.335		
2	1'56.843	23.849	37.965	20.402	34.627	245.7	11	1'48.177	*	33.204	28.683*	18.956	27.334	
							12	1'37.286	23.114	28.231	18.836	27.105	244.0	

**Fastest Lap:** Ayumu SASAKI      Liqui Moly Husqvarna      JPN      1'36.403      23.159      28.058      18.445      26.741

These data/results cannot be reproduced, stored and/or transmitted in whole or in part by any manner of electronic, mechanical, photocopying, recording, broadcasting or otherwise now known or herein after developed without the previous express consent by the copyright owner, except for reproduction in daily press and regular printed publications on sale to the public within 60 days of the event related to those data/results and always provided that copyright symbol appears together as follows below.  
© DORNA, 2023

## Practice Nr. 3

## Moto3

Lap	Lap Time	T1	T2	T3	T4	Speed	Lap	Lap Time	T1	T2	T3	T4	Speed		
13	1'44.866	23.344	33.252	20.118	28.152	243.5	10	1'43.996	23.166	33.476	19.955	27.399	245.1		
<b>14th</b>	<b>21</b>	<b>Vicente PEREZ</b>				BOE Motorsports	SPA	11	1'38.580	23.316	28.603	18.965	27.696	242.9	
		Runs=2	Total laps=11	Full laps=8	Valid laps=8			<b>18th</b>	<b>38</b>	<b>David SALVADOR</b>				CIP Green Power	SPA
1	3'32.918	34.181	30.726	19.406	28.274					Runs=2	Total laps=12	Full laps=9	Valid laps=9		
2	1'39.540	23.674	29.226	19.051	27.589	246.2	1	3'59.496	32.721	29.285	18.925	42.177			
3	1'42.098	23.478	29.024	21.863	27.733	244.6	2	1'40.922	23.499	31.135	18.796	27.492	246.8		
4	1'38.880	23.727	28.797	18.944	27.412	240.8	3	1'38.417	23.461	28.800	18.703	27.453	244.6		
5	1'40.374	23.440	30.734	18.837	27.363	242.9	4	1'38.165	23.354	28.683	18.744	27.384	243.5		
6	1'38.217	23.327	28.605	18.823	27.462	242.4	5	1'38.497	23.488	28.789	18.788	27.432	247.3		
7	1'39.015	P 23.382	30.378*	20.590	24.665	241.3	6	1'38.268	23.291	28.651	18.829	27.497	245.1		
8	2'31.862	1'16.893	29.008	18.749	27.212		7	1'38.716	23.400	28.651	18.803	27.862	246.2		
9	1'51.540	23.096	42.321	18.874	27.249	248.5	8	1'37.138	P 24.797	29.906	19.498	22.937	240.2		
10	1'37.383	23.220	28.330	18.751	27.082	242.4	9	2'30.681	1'15.569	28.941	18.900	27.271			
11	1'46.562	23.427	33.467	21.840	27.828	241.8	10	1'37.867	23.231	28.513	18.679	27.444	245.7		
<b>15th</b>	<b>72</b>	<b>Taiyo FURUSATO</b>				Honda Team Asia	JPN	11	1'43.836	23.732	33.642	18.798	27.664	242.9	
		Runs=2	Total laps=11	Full laps=8	Valid laps=8			12	1'37.713	23.248	28.441	18.704	27.320	245.1	
1	3'29.639	36.463	30.893	19.212	27.641		<b>19th</b>	<b>6</b>	<b>Ryusei YAMANAKA</b>				Gaviota GASGAS Asp	JPN	
2	1'44.426	23.982	30.134	21.219	29.091	240.2			Runs=2	Total laps=12	Full laps=9	Valid laps=8			
3	1'38.215	23.443	28.711	18.702	27.359	242.4	1	3'32.727	34.208	30.804	19.527	28.240			
4	1'38.349	23.720	28.717	18.759	27.153	244.0	2	1'39.230	23.758	29.172	18.876	27.424	242.9		
5	1'37.552	23.360	28.551	18.580	27.061	241.3	3	1'38.502	23.682	28.794	18.657	27.369	242.9		
6	1'38.207	23.302	28.566	18.720	27.619	242.9	4	1'38.673	23.687	28.881	18.726	27.379	242.9		
7	1'37.727	P 25.017	28.696	19.066	24.948	231.0	5	1'38.582	23.865	28.634	18.715	27.368	246.8		
8	2'28.490	1'12.650	29.359	19.071	27.410		6	1'39.359	23.699	28.538	18.712	28.410	240.2		
9	1'38.076	23.344	28.732	18.702	27.298	243.5	7	1'35.099	P 23.824	28.666	18.898	23.711	238.6		
10	1'37.567	23.272	28.501	18.659	27.135	242.4	8	1'54.483	37.726	30.370	18.894	27.493			
11	1'38.357	23.428	28.664	18.826	27.439	241.8	9	1'38.320	23.821	28.501	18.723	27.275	238.1		
<b>16th</b>	<b>64</b>	<b>Mario AJI</b>				Honda Team Asia	INA	10	1'40.633	* 23.742	30.873*	18.794	27.224	239.7	
		Runs=2	Total laps=12	Full laps=9	Valid laps=9			11	1'38.493	23.816	28.489	18.735	27.453	239.2	
1	3'32.358	42.427	30.373	19.339	32.162		12	1'37.738	23.507	28.499	18.669	27.063	242.4		
2	1'41.618	23.807	29.115	19.329	29.367	242.9	<b>20th</b>	<b>7</b>	<b>Filippo FARIOLI</b>				Red Bull KTM Tech3	ITA	
3	1'38.297	23.468	28.690	18.735	27.404	245.1			Runs=2	Total laps=12	Full laps=9	Valid laps=8			
4	1'41.376	24.081	29.827	19.931	27.537	242.9	1	3'31.981	34.447	32.505	19.603	27.689			
5	1'38.317	23.597	28.536	18.831	27.353	241.3	2	1'39.554	24.010	28.879	18.964	27.701	242.4		
6	1'45.903	23.757	31.817	19.679	30.650	239.2	3	1'44.829	23.911	33.125	19.647	28.146	241.3		
7	1'40.116	24.007	29.178	19.044	27.887	232.0	4	1'39.642	23.908	29.131	19.049	27.554	241.3		
8	1'39.204	P 24.489	30.898	20.011	23.806	232.0	5	1'38.652	23.700	28.654	18.933	27.365	243.5		
9	2'27.106	1'09.350	30.876	19.505	27.375		6	1'37.902	23.528	28.329	18.818	27.227	244.6		
10	1'38.943	23.756	29.035	19.096	27.056	241.3	7	1'38.230	23.521	28.408	19.036	27.265	244.0		
11	1'37.674	23.146	28.541	18.839	27.148	245.1	8	1'36.709	P 23.594	31.680	19.526	21.909	242.4		
12	1'39.705	23.959	28.821	19.265	27.660	237.1	9	1'47.102	32.071	28.669	19.048	27.314			
<b>17th</b>	<b>70</b>	<b>Joshua WHATLEY</b>				VisionTrack Racing T	GBR	10	1'45.977			19.029	27.255	239.7	
		Runs=2	Total laps=11	Full laps=8	Valid laps=8			11	1'47.586	23.460	30.121	26.711	27.294	244.6	
1	3'59.381	33.197	29.798	19.885	41.472		12	1'38.172	* 23.286	28.460*	19.021	27.405	242.4		
2	1'38.968	23.761	28.876	18.755	27.576	243.5	<b>21st</b>	<b>9</b>	<b>Nicola Fabio CARR</b>				Rivacold Snipers Tea	ITA	
3	1'39.840	23.772	29.897	18.721	27.450	240.2			Runs=3	Total laps=11	Full laps=7	Valid laps=5			
4	1'38.617	23.480	28.788	18.773	27.576	242.4	1	3'34.100	33.151	30.178	19.349	28.173			
5	1'39.982	23.488	29.439	19.174	27.881	240.8	2	1'39.489	23.736	28.840	19.228	27.685	246.2		
6	1'38.295	23.397	28.691	18.779	27.428	243.5	3	1'38.352	23.457	28.586	18.788	27.521	246.2		
7	1'38.959	P 24.908	30.791	19.362	23.898	242.4	4	1'42.123	* 23.779	31.729*	19.251	27.364	240.8		
8	2'31.550	1'02.720	40.385	20.563	27.882		5	1'37.922	23.343	28.681	18.649	27.249	247.3		
9	1'37.703	23.185	28.706	18.728	27.084	243.5	6	1'38.959	23.628	28.891	18.857	27.583	240.2		

**Fastest Lap:** Ayumu SASAKI      Liqui Moly Husqvarna      JPN      1'36.403      23.159      28.058      18.445      26.741

These data/results cannot be reproduced, stored and/or transmitted in whole or in part by any manner of electronic, mechanical, photocopying, recording, broadcasting or otherwise now known or herein after developed without the previous express consent by the copyright owner, except for reproduction in daily press and regular printed publications on sale to the public within 60 days of the event related to those data/results and always provided that copyright symbol appears together as follows below.  
© DORNA, 2023

## Practice Nr. 3

## Moto3

Lap	Lap Time	T1	T2	T3	T4	Speed	Lap	Lap Time	T1	T2	T3	T4	Speed
7	<b>1'40.203</b>	23.686	30.116	19.037	27.364	240.8	7	<b>1'39.140</b>	23.801	28.783	18.915	27.641	242.9
8	1'34.412 P	23.425	28.610	18.917	23.460	244.6	8	1'33.992 P	23.940	28.828	19.048	22.176	241.3
9	2'10.566 P	32.092	29.417	23.268	45.789		9	2'23.184	1'08.122	29.072	18.890	27.100	
10	2'06.878 *	34.549	32.485*	19.489	40.355		10	<b>1'38.454</b>	23.777	28.533	18.815	27.329	244.0
11	1'37.923 *	23.457	28.493*	18.659	27.314	242.4	11	<b>1'40.156</b>	23.451	28.268	18.673	29.764	246.2
							12	<b>1'41.458</b>	24.633	29.675	19.191	27.959	241.3

**22nd 20 Lorenzo FELLON** CIP Green Power FRA  
Runs=2 Total laps=11 Full laps=8 Valid laps=8

1	3'33.552	32.234	31.118	19.179	28.038	
2	<b>1'39.386</b>	23.548	29.042	19.093	27.703	246.8
3	<b>1'39.161</b>	23.392	28.893	18.728	28.148	246.2
4	<b>1'42.030</b>	24.396	31.541	18.792	27.301	244.6
5	<b>1'41.031</b>	23.451	30.094	19.049	28.437	247.9
6	<b>1'43.056</b>	23.453	31.133	18.848	29.622	247.3
7	1'36.314 P	23.700	28.965	18.984	24.665	243.5
8	2'24.576	1'09.145	29.235	18.871	27.325	
9	<b>1'40.883</b>	23.596	29.022	18.888	29.377	246.2
10	<b>1'38.105</b>	23.224	28.694	18.732	27.455	246.8
11	<b>1'39.479</b>	23.808	29.044	19.029	27.598	240.8

**23rd 63 Syarifuddin AZMAN** MT Helmets - MSI MAL  
Runs=2 Total laps=11 Full laps=8 Valid laps=7

1	3'32.863	33.670	30.629	19.463	28.031	
2	<b>1'39.871</b>	23.873	29.307	19.082	27.609	244.6
3	<b>1'39.304</b>	23.700	29.064	18.886	27.654	243.5
4	<b>1'44.134</b>	24.075	28.978	19.021	32.060	242.9
5	<b>1'38.870</b>	23.693	28.784	18.948	27.445	242.9
6	<b>1'38.106</b>	23.479	28.433	18.845	27.349	243.5
7	1'36.397 P	23.347	28.516	19.093	25.441	243.5
8	1'47.626	32.505	28.742	19.056	27.323	
9	<b>1'46.202</b>	23.548	32.905	19.920	29.829	242.4
10	<b>1'48.382</b>	23.533	30.597	25.936	28.316	242.9
11	1'38.040 *	23.327	28.428*	18.869	27.416	242.4

**24th 96 Daniel HOLGADO** Red Bull KTM Tech3 SPA  
Runs=2 Total laps=11 Full laps=8 Valid laps=7

1	3'31.894	35.557	30.376	19.447	28.044	
2	<b>1'39.581</b>	23.841	28.964	18.984	27.792	241.8
3	<b>1'38.931</b>	23.631	28.839	18.859	27.602	241.3
4	<b>1'38.621</b>	23.564	28.593	18.801	27.663	244.0
5	<b>1'38.146</b>	23.481	28.439	18.736	27.490	243.5
6	<b>1'51.829</b>	23.631	33.099	20.171	34.928	242.9
7	1'35.360 P	23.488	28.874	19.232	23.766	247.3
8	1'46.517	31.823	28.679	18.685	27.330	
9	<b>1'48.433</b>	23.494	38.846	18.741	27.352	243.5
10	<b>1'47.278</b>	23.430	30.994	25.338	27.516	243.5
11	1'37.731 *	23.258	28.363*	18.675	27.435	244.0

**25th 99 José Antonio RUED** Red Bull KTM Ajo SPA  
Runs=2 Total laps=12 Full laps=9 Valid laps=8

1	2'36.974	34.821	30.126	19.476	28.025	
2	<b>1'39.675</b>	24.169	29.059	18.941	27.506	241.3
3	<b>1'38.772</b>	23.799	28.726	18.775	27.472	244.6
4	<b>1'38.997</b>	23.695	29.037	18.842	27.423	244.6
5	1'38.549 *	23.707	28.646*	18.795	27.401	244.0
6	<b>1'38.577</b>	23.606	28.657	18.957	27.357	244.6

**26th 43 Xavier ARTIGAS** CFMOTO Racing Pru SPA  
Runs=3 Total laps=14 Full laps=9 Valid laps=8

1	4'05.057	34.997	29.901	19.432	28.574	
2	<b>1'38.972</b>	23.813	28.833	18.870	27.456	241.3
3	<b>1'39.004</b>	23.494	28.822	18.980	27.708	244.6
4	1'40.184 *	23.762	29.246*	19.198	27.978	241.8
5	<b>1'39.879</b>	23.805	29.079	19.099	27.896	238.6
6	<b>1'40.675</b>	23.960	29.359	19.385	27.971	238.1
7	1'34.542 P	24.032	30.082	18.899	21.529	238.1
8	1'50.596	34.261	29.175	19.339	27.821	
9	<b>1'39.972</b>	23.855	28.861	19.106	28.150	239.7
10	<b>1'42.090</b>	24.019	30.889	19.287	27.895	238.1
11	1'55.411 P	26.882	30.075	19.251	39.203	238.1
12	1'48.292 *	32.589	28.932*	19.054	27.717	
13	<b>1'44.719</b>	23.899	30.680	20.106	30.034	241.3
14	<b>1'38.866</b>	23.561	28.626	19.111	27.568	242.9

**27th 48 Ivan ORTOLÁ** Angeluss MTA Team SPA  
Runs=2 Total laps=11 Full laps=8 Valid laps=6

1	3'27.720	35.982	29.934	19.347	28.080	
2	<b>1'40.305</b>	23.958	29.163	18.990	28.194	238.1
3	<b>1'39.773</b>	23.895	28.877	19.121	27.880	237.6
4	<b>1'39.698</b>	23.983	28.995	18.947	27.773	237.6
5	<b>1'39.661</b>	23.877	28.894	18.965	27.925	238.1
6	<b>1'40.365</b>	23.750	28.717	18.906	28.992	238.1
7	1'35.016 P	23.748	28.710	18.819	23.739	243.5
8	1'46.210	31.603	28.735	18.719	27.153	
9	<b>1'45.242</b>	23.437	35.440	18.800	27.565	244.6
10	1'51.822 *	23.516	28.452*	19.206	40.648	239.7
11	1'37.657 *	23.277	28.429*	18.737	27.214	241.8

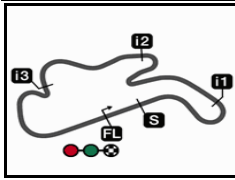

**28th 19 Scott OGDEN** VisionTrack Racing T GBR  
Runs=2 Total laps=5 Full laps=2 Valid laps=2

1	3'14.808	38.406	31.756	20.538	29.304	
2	<b>1'43.540</b>	25.006	30.329	19.717	28.488	237.6
3	<b>1'42.487</b>	24.693	29.761	19.589	28.444	237.1
4	2'22.731 P	24.434				237.6
5	2'19.051	45.276	40.022	24.261	29.492	

**Fastest Lap:** Ayumu SASAKI Liqui Moly Husqvarna JPN **1'36.403** 23.159 28.058 18.445 26.741


These data/results cannot be reproduced, stored and/or transmitted in whole or in part by any manner of electronic, mechanical, photocopying, recording, broadcasting or otherwise now known or herein after developed without the previous express consent by the copyright owner, except for reproduction in daily press and regular printed publications on sale to the public within 60 days of the event related to those data/results and always provided that copyright symbol appears together as follows below.  
© DORNA, 2023

Phillip Island

Results and timing service provided by 

4448 m.

**Moto3™****MotoGP™ GURU BY GRYFYN AUSTRALIAN MOTORCYCLE GR****Practice Nr. 3****Fastest Laps Sequence**

<i>Practice Time</i>	 <i>Rider</i>	<i>Nation</i>	<i>Motorcycle</i>	<i>Time</i>	<i>Km/h</i>	<i>Rider's Lap</i>
<b>3'52.409</b>	31 <b>Adrian FERNANDEZ</b>	SPA	HONDA	<b>1'39.510</b>	160.9	2
<b>5'11.957</b>	6 <b>Ryusei YAMANAKA</b>	JPN	GASGAS	<b>1'39.230</b>	161.3	2
<b>5'12.063</b>	80 <b>David ALONSO</b>	COL	GASGAS	<b>1'38.633</b>	162.3	2
<b>5'36.534</b>	10 <b>Diogo MOREIRA</b>	BRA	KTM	<b>1'38.152</b>	163.1	2
<b>5'36.817</b>	53 <b>Deniz ÖNCÜ</b>	TUR	KTM	<b>1'37.713</b>	163.8	2
<b>7'13.949</b>	10 <b>Diogo MOREIRA</b>	BRA	KTM	<b>1'37.415</b>	164.3	3
<b>10'31.253</b>	53 <b>Deniz ÖNCÜ</b>	TUR	KTM	<b>1'37.271</b>	164.6	5
<b>12'13.401</b>	66 <b>Joel KELSO</b>	AUS	CFMOTO	<b>1'37.138</b>	164.8	6
<b>13'45.709</b>	53 <b>Deniz ÖNCÜ</b>	TUR	KTM	<b>1'37.108</b>	164.8	7
<b>19'25.108</b>	71 <b>Ayumu SASAKI</b>	JPN	HUSQVARNA	<b>1'36.403</b>	166.1	8

These data/results cannot be reproduced, stored and/or transmitted in whole or in part by any manner of electronic, mechanical, photocopying, recording, broadcasting or otherwise now known or herein after developed without the previous express consent by the copyright owner, except for reproduction in daily press and regular printed publications on sale to the public within 60 days of the event related to those data/results and always provided that copyright symbol appears together as follows below.

© DORNA, 2023

Official MotoGP Timing by TISSOT  
www.motogp.com

Phillip Island, Saturday, October 21, 2023