


4554 m.

**BURIRAM INTERNATIONAL CIRCUIT**  
**OR THAILAND GRAND PRIX**  
**Practice Nr. 1**  
**Classification**

**3**

	Rider	Nation	Team	Motorcycle	Time	Lap Total	Gap	Top Speed
1	5 <b>Jaume MASIA</b>	SPA	Leopard Racing	HONDA	<b>1'42.318</b>	14 15		<b>233.2</b>
2	10 <b>Diogo MOREIRA</b>	BRA	MT Helmets - MSI	KTM	<b>1'42.561</b>	13 16	0.243 0.243	<b>232.2</b>
3	6 <b>Ryusei YAMANAKA</b>	JPN	Gaviota GASGAS Aspar Team	GASGAS	<b>1'42.745</b>	13 16	0.427 0.184	<b>232.2</b>
4	80 <b>David ALONSO</b>	COL	Gaviota GASGAS Aspar Team	GASGAS	<b>1'42.944</b>	14 17	0.626 0.199	<b>233.2</b>
5	71 <b>Ayumu SASAKI</b>	JPN	Liqui Moly Husqvarna Intact GP	HUSQVARNA	<b>1'43.060</b>	15 15	0.742 0.116	<b>230.7</b>
6	53 <b>Deniz ÖNCÜ</b>	TUR	Red Bull KTM Ajo	KTM	<b>1'43.061</b>	14 16	0.743 0.001	<b>228.8</b>
7	63 <b>Syarifuddin AZMAN</b>	MAL	MT Helmets - MSI	KTM	<b>1'43.106</b>	13 15	0.788 0.045	<b>234.2</b>
8	54 <b>Riccardo ROSSI</b>	ITA	SIC58 Squadra Corse	HONDA	<b>1'43.197</b>	15 15	0.879 0.091	<b>234.2</b>
9	44 <b>David MUÑOZ</b>	SPA	BOE Motorsports	KTM	<b>1'43.264</b>	13 14	0.946 0.067	<b>231.2</b>
10	96 <b>Daniel HOLGADO</b>	SPA	Red Bull KTM Tech3	KTM	<b>1'43.271</b>	15 16	0.953 0.007	<b>231.2</b>
11	99 <b>José Antonio RUEDA</b>	SPA	Red Bull KTM Ajo	KTM	<b>1'43.288</b>	13 15	0.970 0.017	<b>230.2</b>
12	72 <b>Taiyo FURUSATO</b>	JPN	Honda Team Asia	HONDA	<b>1'43.288</b>	14 17	0.970	<b>230.7</b>
13	18 <b>Matteo BERTELLE</b>	ITA	Rivacold Snipers Team	HONDA	<b>1'43.289</b>	17 17	0.971 0.001	<b>232.2</b>
14	95 <b>Collin VEIJER</b>	NED	Liqui Moly Husqvarna Intact GP	HUSQVARNA	<b>1'43.325</b>	18 18	1.007 0.036	<b>230.7</b>
15	66 <b>Joel KELSO</b>	AUS	CFMOTO Racing PruestelGP	CFMOTO	<b>1'43.427</b>	16 17	1.109 0.102	<b>230.7</b>
16	31 <b>Adrian FERNANDEZ</b>	SPA	Leopard Racing	HONDA	<b>1'43.534</b>	16 16	1.216 0.107	<b>233.2</b>
17	19 <b>Scott OGDEN</b>	GBR	VisionTrack Racing Team	HONDA	<b>1'43.592</b>	14 17	1.274 0.058	<b>230.7</b>
18	9 <b>Nicola Fabio CARRARO</b>	ITA	Rivacold Snipers Team	HONDA	<b>1'43.619</b>	15 16	1.301 0.027	<b>233.2</b>
19	33 <b>Tatchakorn BUASRI</b>	THA	Honda Team Asia	HONDA	<b>1'43.716</b>	11 14	1.398 0.097	<b>229.2</b>
20	82 <b>Stefano NEPA</b>	ITA	Angeluss MTA Team	KTM	<b>1'43.835</b>	13 15	1.517 0.119	<b>230.7</b>
21	48 <b>Ivan ORTOLÁ</b>	SPA	Angeluss MTA Team	KTM	<b>1'43.858</b>	13 15	1.540 0.023	<b>228.8</b>
22	21 <b>Vicente PEREZ</b>	SPA	BOE Motorsports	KTM	<b>1'43.907</b>	11 14	1.589 0.049	<b>229.7</b>
23	70 <b>Joshua WHATLEY</b>	GBR	VisionTrack Racing Team	HONDA	<b>1'44.066</b>	16 17	1.748 0.159	<b>230.2</b>
24	43 <b>Xavier ARTIGAS</b>	SPA	CFMOTO Racing PruestelGP	CFMOTO	<b>1'44.175</b>	13 15	1.857 0.109	<b>229.7</b>
25	7 <b>Filippo FARIOLI</b>	ITA	Red Bull KTM Tech3	KTM	<b>1'44.282</b>	15 17	1.964 0.107	<b>227.8</b>
26	38 <b>David SALVADOR</b>	SPA	CIP Green Power	KTM	<b>1'44.295</b>	15 16	1.977 0.013	<b>233.2</b>
27	20 <b>Lorenzo FELLON</b>	FRA	CIP Green Power	KTM	<b>1'44.717</b>	14 15	2.399 0.422	<b>231.7</b>
28	64 <b>Mario AJI</b>	INA	Honda Team Asia	HONDA	<b>1'44.792</b>	13 15	2.474 0.075	<b>228.3</b>
29	32 <b>Krittapat KEANKUM</b>	THA	Yamaha Thailand Racing - BOE	KTM	<b>1'45.878</b>	14 14	3.560 1.086	<b>223.6</b>
<b>Not classified</b>								
	27 <b>Kaito TOBA</b>	JPN	SIC58 Squadra Corse	HONDA				

Practice condition: **Dry**

Air: 28°

Humidity: 82%

Ground: 28°

<b>Fastest Lap:</b>	Lap: 14	<b>Jaume MASIA</b>	<b>1'42.318</b>	160.2 Km/h
<b>Best Race Lap:</b>	2022	<b>Jaume MASIA</b>	<b>1'42.530</b>	159.8 Km/h
<b>All Time Lap Record:</b>	2022	<b>Dennis FOGGIA</b>	<b>1'42.077</b>	160.6 Km/h

The results are provisional until the end of the limit for protest and appeals.

Time limit for protest expires 60' after publication of the results - ..... Time: .....

These data/results cannot be reproduced, stored and/or transmitted in whole or in part by any manner of electronic, mechanical, photocopying, recording, broadcasting or otherwise now known or herein after developed without the previous express consent by the copyright owner, except for reproduction in daily press and regular printed publications on sale to the public within 60 days of the event related to those data/results and always provided that copyright symbol appears together as follows below.

© DORNA, 2023

Official MotoGP Timing by **TISSOT**  
 www.motogp.com

**Buriram, Friday, October 27, 2023**





4554 m.

**OR THAILAND GRAND PRIX**

**Practice Nr. 1**

**Top Speed & Average**

**4**



Rider	Nation	Motorcycle	Top 5 speeds					Average	Top
54 <b>Riccardo ROSSI</b>	<b>ITA</b>	HONDA	234.2	233.7	232.2	230.7	229.2	232.0	<b>234.2</b>
63 <b>Syarifuddin AZMAN</b>	<b>MAL</b>	KTM	234.2	232.2	231.2	230.7	230.7	231.8	<b>234.2</b>
5 <b>Jaume MASIA</b>	<b>SPA</b>	HONDA	233.2	232.7	232.7	232.7	232.2	232.6	<b>233.2</b>
9 <b>Nicola Fabio CARRARO</b>	<b>ITA</b>	HONDA	233.2	232.7	231.2	230.7	230.2	231.6	<b>233.2</b>
31 <b>Adrian FERNANDEZ</b>	<b>SPA</b>	HONDA	233.2	232.7	231.2	231.2	230.2	231.3	<b>233.2</b>
38 <b>David SALVADOR</b>	<b>SPA</b>	KTM	233.2	231.7	231.2	230.7	230.2	231.2	<b>233.2</b>
80 <b>David ALONSO</b>	<b>COL</b>	GASGAS	233.2	232.7	231.7	227.8	227.8	229.8	<b>233.2</b>
6 <b>Ryusei YAMANAKA</b>	<b>JPN</b>	GASGAS	232.2	230.2	228.3	228.3	227.8	228.9	<b>232.2</b>
10 <b>Diogo MOREIRA</b>	<b>BRA</b>	KTM	232.2	232.2	230.2	229.7	228.8	230.6	<b>232.2</b>
18 <b>Matteo BERTELLE</b>	<b>ITA</b>	HONDA	232.2	230.2	230.2	229.2	229.2	230.0	<b>232.2</b>
20 <b>Lorenzo FELLON</b>	<b>FRA</b>	KTM	231.7	231.7	231.2	231.2	230.7	231.3	<b>231.7</b>
44 <b>David MUÑOZ</b>	<b>SPA</b>	KTM	231.2	230.7	230.2	230.2	229.7	230.1	<b>231.2</b>
96 <b>Daniel HOLGADO</b>	<b>SPA</b>	KTM	231.2	230.7	230.2	230.2	229.7	230.2	<b>231.2</b>
19 <b>Scott OGDEN</b>	<b>GBR</b>	HONDA	230.7	229.7	229.7	229.7	228.8	229.6	<b>230.7</b>
66 <b>Joel KELSO</b>	<b>AUS</b>	CFMOTO	230.7	229.7	229.7	229.2	229.2	229.7	<b>230.7</b>
71 <b>Ayumu SASAKI</b>	<b>JPN</b>	HUSQVARNA	230.7	229.7	229.2	229.2	229.2	229.4	<b>230.7</b>
72 <b>Taiyo FURUSATO</b>	<b>JPN</b>	HONDA	230.7	230.2	230.2	229.2	228.8	229.8	<b>230.7</b>
82 <b>Stefano NEPA</b>	<b>ITA</b>	KTM	230.7	229.7	229.7	228.3	227.3	228.8	<b>230.7</b>
95 <b>Collin VEIJER</b>	<b>NED</b>	HUSQVARNA	230.7	230.2	230.2	229.7	229.7	230.0	<b>230.7</b>
70 <b>Joshua WHATLEY</b>	<b>GBR</b>	HONDA	230.2	229.7	229.2	229.2	229.2	229.5	<b>230.2</b>
99 <b>José Antonio RUEDA</b>	<b>SPA</b>	KTM	230.2	229.7	229.2	228.3	227.8	228.6	<b>230.2</b>
21 <b>Vicente PEREZ</b>	<b>SPA</b>	KTM	229.7	227.8	227.8	225.9	225.4	227.3	<b>229.7</b>
43 <b>Xavier ARTIGAS</b>	<b>SPA</b>	CFMOTO	229.7	229.7	229.7	229.2	229.2	229.4	<b>229.7</b>
33 <b>Tatchakorn BUASRI</b>	<b>THA</b>	HONDA	229.2	228.8	228.3	228.3	227.8	228.5	<b>229.2</b>
48 <b>Ivan ORTOLÁ</b>	<b>SPA</b>	KTM	228.8	228.3	227.3	227.3	226.8	227.4	<b>228.8</b>
53 <b>Deniz ÖNCÜ</b>	<b>TUR</b>	KTM	228.8	228.8	228.3	227.8	227.8	228.1	<b>228.8</b>
64 <b>Mario AJI</b>	<b>INA</b>	HONDA	228.3	227.8	226.8	226.4	226.4	227.1	<b>228.3</b>
7 <b>Filippo FARIOLI</b>	<b>ITA</b>	KTM	227.8	227.3	226.4	225.9	225.4	226.6	<b>227.8</b>
32 <b>Krittapat KEANKUM</b>	<b>THA</b>	KTM	223.6	220.8	220.8	219.5	218.1	220.2	<b>223.6</b>

These data/results cannot be reproduced, stored and/or transmitted in whole or in part by any manner of electronic, mechanical, photocopying, recording, broadcasting or otherwise now known or herein after developed without the previous express consent by the copyright owner, except for reproduction in daily press and regular printed publications on sale to the public within 60 days of the event related to those data/results and always provided that copyright symbol appears together as follows below.

© DORNA, 2023

Official MotoGP Timing by TISSOT  
www.motogp.com



**Buriram, Friday, October 27, 2023**



**BURIRAM THAILAND GRAND PRIX**  
**Practice Nr. 1**  
**Chronological Analysis of Performances**

**5**

\* Lap / Sector time cancelled      T1 Time from finish line to 1st intermediate      T3 Time from 2nd intermed. to 3rd intermed.  
P Crossing the finish line in pit lane      T2 Time from 1st intermed. to 2nd intermed.      T4 Time from 3rd intermediate to finish line

Lap	Lap Time	T1	T2	T3	T4	Speed	Lap	Lap Time	T1	T2	T3	T4	Speed
<b>1st 5 Jaume MASIA</b> Leopard Racing SPA							8	<b>1'44.785</b>	23.692	30.804	24.588	25.701	225.9
Runs=2 Total laps=15 Full laps=12 Valid laps=8							9	<b>1'48.462</b>	23.590	31.185	27.836	25.851	227.3
1	4'10.317 *	23.790	36.599*	25.566	26.279	208.4	10	<b>1'44.006</b>	23.390	30.651	24.432	25.533	230.2
2	<b>1'44.644</b>	23.554	30.792	24.706	25.592	232.2	11	1'58.515 P	23.985	30.694	24.647	39.189	225.9
3	<b>1'43.899</b>	23.370	30.682	24.486	25.361	232.7	12	8'58.719	28.558	43.668	24.697	25.564	161.1
4	<b>1'43.979</b>	23.422	30.533	24.650	25.374	231.7	13	<b>1'42.745</b>	<b>23.331</b>	<b>30.178</b>	<b>24.110</b>	<b>25.126</b>	<b>232.2</b>
5	1'44.111 *	23.293	30.649	24.534*	25.635	230.7	14	1'43.207 *	23.367	30.376	24.132*	25.332	228.3
6	<b>1'44.034</b>	23.484	30.644	24.433	25.473	232.7	15	<b>1'43.496</b>	23.456	30.482	24.165	25.393	227.8
7	<b>1'43.637</b>	23.322	30.473	24.371	25.471	232.2	16	<b>1'43.392</b>	23.423	30.461	24.124	25.384	228.3
8	1'47.679 *	24.72*	32.383	24.831*	25.739	208.0	<b>4th 80 David ALONSO</b> Gaviota GASGAS Asp COL						
9	<b>1'44.173</b>	23.494	30.613	24.537	25.529	230.2	Runs=2 Total laps=17 Full laps=14 Valid laps=12						
10	2'03.012 P	23.47*	32.099	26.058	41.377	230.2	1	1'59.004	19.316	33.288	26.328	26.882	213.8
11	9'03.282 *	36.400	33.355	24.990*	25.619	184.3	2	<b>1'47.286</b>	24.059	31.672	25.342	26.213	225.0
12	<b>1'43.151</b>	23.369	30.361	24.180	25.241	232.2	3	<b>1'45.681</b>	23.775	31.062	25.007	25.837	225.9
13	1'42.536 *	23.182	30.166*	<b>24.021</b>	25.167	232.7	4	<b>1'44.908</b>	23.776	30.819	24.628	25.685	226.4
14	<b>1'42.318</b>	<b>23.072</b>	<b>30.141</b>	24.022	<b>25.083</b>	<b>233.2</b>	5	<b>1'45.566</b>	23.715	30.951	25.030	25.870	226.8
15	1'54.821 *	25.96*	37.627	25.204	26.030	194.5	6	<b>1'44.745</b>	23.597	30.868	24.625	25.655	226.8
<b>2nd 10 Diogo MOREIRA</b> MT Helmets - MSI BRA							7	1'44.475 *	23.516	30.622	24.705*	25.632	227.3
Runs=2 Total laps=16 Full laps=13 Valid laps=11							8	<b>1'45.167</b>	23.533	30.823	24.759	26.052	227.8
1	2'57.536	18.905	32.395	30.219	26.579	223.1	9	<b>1'44.954</b>	23.538	30.734	24.808	25.874	227.8
2	<b>1'46.528</b>	24.085	31.178	25.201	26.064	222.6	10	<b>1'44.479</b>	23.491	30.679	24.627	25.682	227.8
3	<b>1'46.157</b>	23.904	31.194	24.579	26.480	226.4	11	<b>1'45.038</b>	23.568	30.724	24.942	25.804	226.8
4	<b>1'44.650</b>	23.554	30.763	24.639	25.694	227.8	12	1'57.740 P	23.636	30.755	24.886	38.463	226.8
5	<b>1'44.166</b>	23.543	30.479	24.467	25.677	229.7	13	7'36.174	31.071	35.791	24.699	25.484	203.3
6	<b>1'44.759</b>	23.660	30.719	24.637	25.743	226.8	14	<b>1'42.944</b>	23.312	<b>30.280</b>	<b>24.048</b>	<b>25.304</b>	231.7
7	1'49.593 *	23.620	31.032	24.940	30.001*	227.8	15	1'43.275 *	23.316	30.319	24.127*	25.513	<b>233.2</b>
8	<b>1'44.764</b>	23.661	30.894	24.557	25.652	230.2	16	<b>1'44.033</b>	23.370	30.448	24.334	25.881	227.8
9	<b>1'45.325</b>	23.676	30.800	24.959	25.890	228.8	17	<b>1'43.295</b>	<b>23.141</b>	30.599	24.181	25.374	232.7
10	<b>1'44.858</b>	23.675	30.797	24.706	25.680	227.3	<b>5th 71 Ayumu SASAKI</b> Liqui Moly Husqvarna JPN						
11	2'01.701 P	24.56*	33.362	24.955	38.816	205.3	Runs=3 Total laps=15 Full laps=10 Valid laps=10						
12	8'15.874 *	33.520	31.909	24.328*	25.361	173.9	1	3'27.723	18.945	32.140	25.513	26.330	224.5
13	<b>1'42.561</b>	23.298	<b>30.160</b>	<b>23.977</b>	<b>25.126</b>	<b>232.2</b>	2	<b>1'45.718</b>	23.894	31.063	24.964	25.797	228.3
14	1'42.904 *	<b>23.286</b>	30.250	24.058*	25.310	232.2	3	<b>1'44.744</b>	23.719	30.752	24.661	25.612	229.2
15	<b>1'43.550</b>	23.440	30.334	24.323	25.453	228.3	4	<b>1'44.169</b>	23.584	30.585	24.479	25.521	229.2
16	<b>1'47.831</b>	23.536	32.230	25.274	26.791	228.3	5	<b>1'44.040</b>	23.469	30.511	24.508	25.552	229.7
<b>3rd 6 Ryusei YAMANAKA</b> Gaviota GASGAS Asp JPN							6	<b>1'44.003</b>	23.592	30.472	24.436	25.503	229.2
Runs=2 Total laps=16 Full laps=13 Valid laps=12							7	<b>1'43.821</b>	23.541	30.527	24.268	25.485	229.2
1	2'16.341	19.177	32.069	25.705	27.023	221.3	8	<b>1'43.458</b>	<b>23.395</b>	30.373	24.285	25.405	229.2
2	<b>1'45.889</b>	23.794	31.006	25.081	26.008	227.8	9	2'03.060 P	24.116	32.206	25.779	40.959	222.6
3	<b>1'46.267</b>	24.292	31.051	24.817	26.107	224.5	10	7'05.374	18.847	31.013	24.491	25.419	226.8
4	<b>1'45.522</b>	23.792	30.965	24.788	25.977	227.3	11	<b>1'43.836</b>	23.625	30.502	24.279	25.430	229.2
5	<b>1'45.402</b>	23.689	31.058	24.877	25.778	227.8	12	1'57.229 P	23.593	30.476	24.280	38.880	229.2
6	<b>1'45.069</b>	23.638	30.957	24.762	25.712	225.9	13	4'32.960	21.846	31.269	24.514	27.292	218.6
7	<b>1'44.866</b>	23.615	30.801	24.619	25.831	225.4	14	<b>1'43.150</b>	23.415	30.292	24.202	25.241	<b>230.7</b>

**Fastest Lap:** Jaume MASIA Leopard Racing SPA **1'42.318** 23.072 30.141 24.022 25.083

These data/results cannot be reproduced, stored and/or transmitted in whole or in part by any manner of electronic, mechanical, photocopying, recording, broadcasting or otherwise now known or herein after developed without the previous express consent by the copyright owner, except for reproduction in daily press and regular printed publications on sale to the public within 60 days of the event related to those data/results and always provided that copyright symbol appears together as follows below.  
© DORNA, 2023



## Practice Nr. 1

## Moto3

Lap	Lap Time	T1	T2	T3	T4	Speed	Lap	Lap Time	T1	T2	T3	T4	Speed		
15	1'43.060	23.539	30.283	24.057	25.181	229.2	<b>9th</b>	<b>44</b>	<b>David MUÑOZ</b>	BOE Motorsports	SPA	Runs=2	Total laps=14	Full laps=11	Valid laps=10
<b>6th</b>	<b>53</b>	<b>Deniz ÖNCÜ</b>				Red Bull KTM Ajo	TUR	1	2'41.416	20.006	32.876	25.813	26.422	225.4	
		Runs=2	Total laps=16	Full laps=13	Valid laps=11		2	1'46.589	23.979	31.603	24.835	26.172	227.8		
1	3'24.866 *	19.981	31.816*	31.155	26.223	221.3	3	1'45.166	23.769	31.030	24.605	25.762	228.8		
2	1'45.469	23.974	31.093	24.581	25.821	226.8	4	1'44.891	23.641	30.851	24.671	25.728	229.7		
3	1'44.825	23.628	30.820	24.787	25.590	227.8	5	1'44.767	23.521	30.949	24.553	25.744	229.7		
4	1'44.769 *	23.845	30.822*	24.504	25.598	226.8	6	1'44.494	23.546	30.744	24.504	25.700	229.2		
5	1'44.028	23.529	30.633	24.433	25.433	227.8	7	1'44.342	23.400	30.799	24.401	25.742	230.2		
6	1'43.860	23.645	30.565	24.249	25.401	227.8	8	1'44.260	23.374	30.671	24.537	25.678	231.2		
7	1'44.912 *	23.422	30.700*	24.840	25.950	228.3	9	2'04.358 P	25.062	32.834	26.967	39.495	206.5		
8	1'44.017	23.565	30.614	24.374	25.464	228.8	10	11'14.691	21.334	31.206	24.118	25.531	227.8		
9	1'43.819	23.574	30.528	24.350	25.367	227.8	11	2'11.125	23.462	35.809	46.286	25.568	229.7		
10	2'01.102 P	25.112	30.975	25.068	39.947	223.6	12	1'49.908 *	23.408	30.735	29.899*	25.866*	230.2		
11	7'55.655	19.771	32.274	25.056	25.858	225.4	13	1'43.264	23.366	30.398	24.046	25.454	230.7		
12	1'43.230	23.617	30.388	24.070	25.155	228.8	14	1'43.444	23.441	30.471	24.187	25.345	229.7		
13	1'43.233	23.599	30.453	24.035	25.146	226.8	<b>10th</b>	<b>96</b>	<b>Daniel HOLGADO</b>	Red Bull KTM Tech3	SPA	Runs=2	Total laps=16	Full laps=13	Valid laps=10
14	1'43.061	23.430	30.452	24.032	25.147	227.8	1	2'58.966	20.083	31.778	26.273	26.539	222.2		
15	1'43.905	23.542	30.489	24.329	25.545	226.8	2	1'45.619	23.800	31.170	24.800	25.849	228.3		
16	1'44.389	23.500	30.967	24.190	25.732	226.8	3	1'44.700	23.563	30.932	24.442	25.763	229.7		
<b>7th</b>	<b>63</b>	<b>Syarifuddin AZMAN</b>				MT Helmets - MSI	MAL	4	1'45.067 *	23.639	31.001	24.615*	25.812	226.8	
		Runs=2	Total laps=15	Full laps=12	Valid laps=12		5	1'45.602	23.566	30.791	25.211	26.034	227.8		
1	2'20.062	19.015	33.127	27.161	27.351	222.6	6	1'44.120	23.447	30.708	24.490	25.475	229.7		
2	1'47.316	23.802	32.100	25.187	26.227	228.8	7	1'49.635	23.401	30.931	25.459	29.844	229.7		
3	1'45.762	23.747	31.164	25.104	25.747	228.8	8	1'44.683	23.444	30.965	24.445	25.829	230.2		
4	1'46.032	23.840	31.272	25.070	25.850	227.3	9	1'59.861 P	23.439	30.804	24.852*	40.766	230.2		
5	1'45.133	23.605	30.756	24.960	25.812	228.8	10	7'26.010 *	20.693	31.321	24.642*	25.650	211.7		
6	1'45.887	23.734	31.532	24.883	25.738	226.4	11	1'43.920	23.550	30.771	24.249	25.350	227.3		
7	1'45.586	23.977	30.902	24.832	25.875	227.8	12	1'43.814	23.544	30.596	24.082	25.592	228.3		
8	1'45.215	23.646	31.090	24.631	25.848	229.7	13	2'11.788 *	23.75 *			25.778*	218.6		
9	1'45.235	23.604	30.907	24.841	25.883	230.7	14	1'53.111	23.534	30.494	32.841	26.242	227.3		
10	2'04.502 P	23.896	33.106	27.042	40.458	224.0	15	1'43.271	23.377	30.517	24.117	25.260	230.7		
11	10'34.706 *	31.506	40.335	24.941*	26.449	128.7	16	1'43.448 *	23.332	30.542	24.164*	25.410*	231.2		
12	1'43.137	23.295	30.247	24.240	25.355	234.2	<b>11th</b>	<b>99</b>	<b>José Antonio RUED</b>	Red Bull KTM Ajo	SPA	Runs=2	Total laps=15	Full laps=12	Valid laps=12
13	1'43.106	23.252	30.371	24.110	25.373	230.7	1	2'19.630	19.088	33.172	25.946	26.570	224.5		
14	1'44.075	23.356	30.381	24.394	25.944	231.2	2	1'47.073	24.047	31.823	25.131	26.072	225.9		
15	1'43.225	23.308	30.416	24.137	25.364	232.2	3	1'45.490	23.733	31.357	24.821	25.579	226.8		
<b>8th</b>	<b>54</b>	<b>Riccardo ROSSI</b>				SIC58 Squadra Corse	ITA	4	1'44.952	23.531	31.114	24.582	25.725	227.8	
		Runs=3	Total laps=15	Full laps=10	Valid laps=9		5	1'45.219	23.523	31.242	24.746	25.708	227.8		
1	2'17.262	19.425	33.092	26.449	33.192	219.5	6	1'44.839	23.552	30.983	24.555	25.749	226.8		
2	1'47.505 *	24.18*	31.743	25.373	26.204	226.8	7	1'44.104	23.373	30.843	24.430	25.458	228.3		
3	1'46.412	23.850	31.458	25.076	26.028	227.3	8	1'44.472	23.450	30.992	24.483	25.547	227.8		
4	1'45.595	23.734	31.139	24.923	25.799	227.8	9	1'59.944 P	23.776	31.499	24.785	39.884	225.9		
5	1'47.975	24.021	33.418	24.779	25.757	220.8	10	10'40.470 *	19.720	31.881	24.673*	25.739	216.4		
6	1'45.182	23.467	31.235	24.707	25.773	232.2	11	1'44.524	23.733	30.875	24.375	25.541	227.8		
7	1'44.929	23.606	31.013	24.594	25.716	227.8	12	1'43.699	23.445	30.771	24.186	25.297	220.8		
8	1'44.699	23.552	30.835	24.556	25.756	228.8	13	1'43.288	23.341	30.637	24.102	25.208	230.2		
9	2'11.004 P	23.497		41.342	230.7		14	1'43.422	23.412	30.612	24.080	25.318	229.2		
10	6'18.405	19.185	31.729	25.058	26.387	222.6	15	1'43.393	23.348	30.573	24.253	25.219	229.7		
11	1'58.524 P	23.699	31.013	24.693*	39.119	226.8									
12	5'24.389	20.131	31.546	32.365	25.644	223.1									
13	1'46.195	23.466	30.637	25.291	26.801	229.2									
14	1'43.315	23.268	30.417	24.218	25.412	234.2									
15	1'43.197	23.183	30.509	24.116	25.389	233.7									

**Fastest Lap:** Jaume MASIA Leopard Racing SPA 1'42.318 23.072 30.141 24.022 25.083

These data/results cannot be reproduced, stored and/or transmitted in whole or in part by any manner of electronic, mechanical, photocopying, recording, broadcasting or otherwise now known or herein after developed without the previous express consent by the copyright owner, except for reproduction in daily press and regular printed publications on sale to the public within 60 days of the event related to those data/results and always provided that copyright symbol appears together as follows below.  
© DORNA, 2023



## Practice Nr. 1

## Moto3

Lap	Lap Time	T1	T2	T3	T4	Speed	Lap	Lap Time	T1	T2	T3	T4	Speed	
<b>12th</b>	<b>72</b>	<b>Taiyo FURUSATO</b>				Honda Team Asia	JPN	15	<b>1'44.112</b>	23.471	30.652	24.420	25.569	229.2
		Runs=2	Total laps=17	Full laps=14	Valid laps=11		16	1'43.903 *	23.448	30.543	24.383*	25.529	229.2	
1	2'34.440	20.269	33.041	25.624	26.366	224.5	17	<b>1'45.040</b>	23.420	30.579	25.558	25.483	228.8	
2	<b>1'45.672</b>	23.842	31.015	24.833	25.982	226.4	18	<b>1'43.325</b>	<b>23.327</b>	30.517	<b>24.164</b>	<b>25.317</b>	229.7	
3	<b>1'45.482</b>	23.674	31.302	24.749	25.757	<b>230.7</b>								
4	1'45.442 *	23.755	30.928	24.803*	25.956	227.3	<b>15th</b>	<b>66</b>	<b>Joel KELSO</b>				CFMOTO Racing Pru	AUS
5	<b>1'45.488</b>	23.787	30.943	24.951	25.807	227.3			Runs=2	Total laps=17	Full laps=14	Valid laps=14		
6	<b>1'45.053</b>	23.708	30.851	24.727	25.767	228.3	1	2'59.781	19.754	32.398	25.323	26.242	220.4	
7	<b>1'44.687</b>	23.711	30.865	24.503	25.608	227.3	2	<b>1'45.052</b>	23.607	30.967	24.765	25.713	228.3	
8	<b>1'44.524</b>	23.620	30.734	24.526	25.644	228.8	3	<b>1'47.879</b>	23.447	33.540	24.950	25.942	<b>230.7</b>	
9	2'02.903 P	25.55*	32.476	25.133	39.744	206.8	4	<b>1'43.965</b>	23.367	30.717	24.208	25.673	229.2	
10	6'47.762	20.705	31.315	24.513	25.498	224.5	5	<b>1'43.957</b>	23.423	30.675	24.241	25.618	228.3	
11	<b>1'43.902</b>	23.566	30.603	24.248	25.485	227.8	6	<b>1'43.570</b>	23.308	30.572	24.201	25.489	229.7	
12	<b>1'43.774</b>	23.646	30.528	<b>24.161</b>	25.439	226.8	7	<b>1'48.560</b>	26.502	31.440	24.773	25.845	206.5	
13	1'54.250 *	23.93*	40.006	24.550*	25.757*	209.3	8	<b>1'50.443</b>	23.406	36.887	24.573	25.577	226.8	
14	<b>1'43.288</b>	<b>23.448</b>	<b>30.307</b>	24.189	<b>25.344</b>	230.2	9	<b>1'44.098</b>	23.476	30.675	24.382	25.565	229.2	
15	<b>1'50.085</b>	24.402	30.954	26.806	27.923	213.0	10	<b>1'43.855</b>	23.499	30.655	24.328	<b>25.373</b>	228.3	
16	1'43.793 *	23.54*	30.504	24.274	25.470	229.2	11	<b>1'44.054</b>	23.527	30.688	24.361	25.478	228.8	
17	<b>1'44.464</b>	23.545	30.865	24.401	25.653	230.2	12	<b>1'43.913</b>	23.495	30.651	24.316	25.451	225.9	
							13	2'06.315 P	27.295	32.231	26.028	40.761	203.3	
<b>13th</b>	<b>18</b>	<b>Matteo BERTELLE</b>				Rivacold Snipers Tea	ITA	14	6'05.557	20.210	31.348	31.897	25.698	223.1
		Runs=2	Total laps=17	Full laps=14	Valid laps=13		15	<b>1'43.571</b>	23.471	30.490	<b>24.155</b>	25.455	227.3	
1	2'35.329	20.511	33.978	26.160	26.765	218.6	16	<b>1'43.427</b>	<b>23.277</b>	<b>30.427</b>	24.176	25.547	229.7	
2	<b>1'46.651</b>	23.931	31.328	25.220	26.172	227.3	17	<b>1'43.936</b>	23.442	30.712	24.332	25.450	225.9	
3	<b>1'46.177</b>	23.683	31.938	24.867	25.689	228.3								
4	<b>1'45.423</b>	23.626	31.081	24.784	25.932	230.2	<b>16th</b>	<b>31</b>	<b>Adrian FERNANDEZ</b>				Leopard Racing	SPA
5	1'45.593 *	23.528	31.277*	24.875	25.913	228.3			Runs=2	Total laps=16	Full laps=13	Valid laps=9		
6	<b>1'44.718</b>	23.493	30.870	24.643	25.712	228.3	1	4'13.881 *	19.619	31.751	25.422*	26.352	228.8	
7	<b>1'44.321</b>	23.462	30.754	24.427	25.678	228.3	2	1'45.600 *	23.70*	31.186	24.926	25.786	230.2	
8	<b>1'44.212</b>	23.441	30.757	24.376	25.638	229.2	3	1'45.142 *	23.549	30.906	24.704*	25.983	231.2	
9	<b>1'44.885</b>	23.536	30.971	24.542	25.836	229.2	4	1'45.197 *	23.58*	30.842	24.894	25.878	230.2	
10	<b>1'44.535</b>	23.405	30.695	24.619	25.816	229.2	5	<b>1'44.698</b>	23.518	30.683	24.804	25.693	231.2	
11	2'04.241 P	24.569	32.617	25.330	41.725	206.8	6	<b>1'45.220</b>	23.644	30.871	24.865	25.840	229.2	
12	6'51.674	21.453	32.625	24.944	25.908	208.8	7	<b>1'45.163</b>	23.682	30.905	24.809	25.767	230.2	
13	<b>1'43.455</b>	23.397	30.533	24.110	25.415	228.8	8	<b>1'45.307</b>	23.686	30.921	24.843	25.857	229.7	
14	<b>1'43.423</b>	23.221	30.557	24.298	<b>25.347</b>	230.2	9	<b>1'45.242</b>	23.673	30.795	24.757	26.017	228.8	
15	<b>1'56.859</b>	<b>23.199</b>	30.665	30.118	32.877	<b>232.2</b>	10	<b>1'46.016</b>	23.688	30.986	24.959	26.383	227.8	
16	<b>1'46.567</b>	23.415	33.109	24.323	25.720	228.3	11	<b>1'45.785</b>	23.723	30.945	24.929	26.188	227.3	
17	<b>1'43.289</b>	23.434	<b>30.420</b>	<b>24.077</b>	25.358	226.4	12	2'03.538 P	24.033	31.522	25.545	42.438	226.4	
							13	6'34.274 *	22.284	43.408	47.597	25.829*	169.2	
<b>14th</b>	<b>95</b>	<b>Collin VEIJER</b>				Liqui Moly Husqvarna	NED	14	1'52.419 *	23.61*	30.722	30.672	27.406	228.8
		Runs=2	Total laps=18	Full laps=15	Valid laps=14		15	<b>1'43.628</b>	23.398	30.353	24.324	<b>25.553</b>	<b>233.2</b>	
1	3'20.775	19.972	32.948	27.254	26.994	217.7	16	<b>1'43.534</b>	<b>23.325</b>	<b>30.350</b>	<b>24.219</b>	25.640	232.7	
2	<b>1'48.471</b>	24.119	31.814	26.190	26.348	226.8								
3	<b>1'46.562</b>	23.948	31.349	25.376	25.889	226.8	<b>17th</b>	<b>19</b>	<b>Scott OGDEN</b>				VisionTrack Racing T	GBR
4	<b>1'45.678</b>	23.784	30.964	24.978	25.952	229.2			Runs=2	Total laps=17	Full laps=14	Valid laps=13		
5	<b>1'45.241</b>	23.524	30.862	25.018	25.837	230.2	1	2'41.933	19.954	33.536	26.084	26.720	221.3	
6	<b>1'44.840</b>	23.453	30.832	24.789	25.766	<b>230.7</b>	2	<b>1'46.889</b>	23.999	31.870	24.955	26.065	227.3	
7	<b>1'44.683</b>	23.455	30.852	24.634	25.742	229.7	3	<b>1'46.484</b>	23.963	31.478	24.899	26.144	226.8	
8	<b>1'44.327</b>	23.450	30.639	24.536	25.702	230.2	4	<b>1'45.663</b>	23.919	31.140	24.675	25.929	226.4	
9	<b>1'44.705</b>	23.497	30.756	24.697	25.755	229.7	5	<b>1'59.552</b>	25.014	35.966	30.037	28.535	189.1	
10	2'04.014 P	23.677	32.077	28.086	40.174	227.8	6	<b>1'45.121</b>	23.790	31.007	24.542	25.782	229.7	
11	4'49.306	19.130	32.301	25.153	26.060	225.9	7	<b>1'45.403</b>	23.676	31.166	24.666	25.895	226.8	
12	<b>1'44.715</b>	23.662	30.932	24.511	25.610	228.3	8	1'48.571 *	24.26*	33.912	24.662	25.735	220.4	
13	<b>1'44.091</b>	23.515	30.567	24.461	25.548	228.3	9	<b>1'44.913</b>	23.605	31.004	24.473	25.831	228.8	
14	<b>1'43.851</b>	23.452	<b>30.500</b>	24.357	25.542	228.3	10	<b>1'44.535</b>	23.686	30.808	24.389	25.652	227.3	

**Fastest Lap:** Jaume MASIA Leopard Racing SPA **1'42.318** 23.072 30.141 24.022 25.083

These data/results cannot be reproduced, stored and/or transmitted in whole or in part by any manner of electronic, mechanical, photocopying, recording, broadcasting or otherwise now known or herein after developed without the previous express consent by the copyright owner, except for reproduction in daily press and regular printed publications on sale to the public within 60 days of the event related to those data/results and always provided that copyright symbol appears together as follows below.  
© DORNA, 2023

# Practice Nr. 1

# Moto3

Lap	Lap Time		T1	T2	T3	T4	Speed	Lap	Lap Time		T1	T2	T3	T4	Speed
11	2'08.367	P	23.967	31.554	29.986	42.860	223.1	11	1'56.702	P	23.759	31.034	24.647	37.262	225.4
12	6'20.656		19.578	32.879	24.941	25.923	226.4	12	4'28.539		19.074	31.837	24.251	25.533	223.1
13	<b>1'49.825</b>		23.504	30.872	24.404	31.045	<b>230.7</b>	13	<b>1'43.835</b>		<b>23.429</b>	30.715	<b>24.110</b>	25.581	229.7
14	<b>1'43.592</b>		23.561	<b>30.594</b>	<b>24.084</b>	<b>25.353</b>	229.7	14	<b>1'44.136</b>		23.647	<b>30.697</b>	24.263	<b>25.529</b>	226.8
15	<b>1'52.445</b>		<b>23.470</b>	30.708	24.293	33.974	229.7	15	<b>1'53.549</b>		23.685	30.867	32.926	26.071	226.4
16	<b>1'43.961</b>		23.526	30.728	24.135	25.572	228.8								
17	<b>1'43.711</b>		23.587	30.679	24.084	25.361	228.3								

## 18th 9 Nicola Fabio CARR

Rivacold Snipers Tea ITA  
Runs=2 Total laps=16 Full laps=13 Valid laps=8

1	2'32.129		19.838	32.377	25.893	26.725	221.3
2	1'47.532	*	23.86*	31.763	25.493*	26.410	226.4
3	<b>1'46.240</b>		23.899	31.497	25.007	25.837	227.3
4	1'45.484	*	23.596	31.164*	24.715*	26.009	230.2
5	<b>1'45.349</b>		23.508	31.155	24.786	25.900	229.2
6	<b>1'45.363</b>		23.530	31.256	24.583	25.994	229.7
7	<b>1'44.340</b>		23.436	30.784	24.561	25.559	231.2
8	<b>1'44.859</b>		23.473	30.938	24.479	25.969	<b>233.2</b>
9	<b>1'45.147</b>		23.677	31.020	24.581	25.869	228.8
10	2'01.619	P	23.620	30.939	25.731	41.329	227.3
11	8'38.863		20.626	32.290	24.812	25.769	219.9
12	1'45.442	*	24.11*	31.249	24.361*	25.713	227.8
13	<b>1'44.489</b>		23.467	30.672	24.437	25.913	228.3
14	1'50.236	*	23.88*	32.003	26.339*	28.011	224.5
15	<b>1'43.619</b>		<b>23.412</b>	<b>30.622</b>	<b>24.135</b>	<b>25.450</b>	232.7
16	1'44.986	*	23.48*	31.502	24.332	25.672	230.7

## 19th 33 Tatchakorn BUASRI

Honda Team Asia THA  
Runs=2 Total laps=14 Full laps=11 Valid laps=7

1	2'36.991	*	19.329	31.952	25.619	26.806*	223.6
2	<b>1'45.680</b>		23.744	31.238	24.899	25.799	227.8
3	1'45.402	*	23.653	31.114*	24.750	25.885	228.3
4	1'47.535	*	23.768	32.843	24.939*	25.985	224.5
5	1'45.439	*	23.761	30.995	24.788*	25.895	227.3
6	<b>1'44.720</b>		23.594	30.879	24.573	25.674	228.8
7	<b>1'44.978</b>		23.664	30.866	24.570	25.878	227.3
8	<b>1'45.416</b>		23.772	31.060	24.876	25.708	226.4
9	2'02.984	P	24.701	32.475	25.214	40.594	209.3
10	12'13.935	*	31.557	34.302	25.412*	25.690	168.2
11	<b>1'43.716</b>		<b>23.496</b>	<b>30.536</b>	<b>24.228</b>	<b>25.456</b>	<b>229.2</b>
12	<b>1'45.390</b>		23.570	30.736	24.261	26.823	227.3
13	<b>1'46.361</b>		23.567	30.818	25.202	26.774	227.3
14	1'43.789	*	23.514	30.735	24.242	25.298*	228.3

## 20th 82 Stefano NEPA

Angeluss MTA Team ITA  
Runs=3 Total laps=15 Full laps=10 Valid laps=10

1	2'57.409		20.108	36.943	27.386	27.259	216.8
2	<b>1'48.413</b>		24.200	31.913	26.192	26.108	226.8
3	<b>1'45.662</b>		23.727	31.191	24.737	26.007	227.3
4	<b>1'45.162</b>		23.720	31.075	24.535	25.832	227.3
5	<b>1'44.772</b>		23.616	30.877	24.488	25.791	<b>230.7</b>
6	<b>1'44.531</b>		23.658	30.809	24.460	25.604	228.3
7	<b>1'44.988</b>		23.578	30.917	24.510	25.983	229.7
8	2'01.783	P	24.20*	34.260	25.117	38.201	214.2
9	7'08.840		19.208	32.124	24.776	25.970	220.4
10	<b>1'45.476</b>		23.800	31.062	24.668	25.946	225.9

## 21st 48 Ivan ORTOLÁ

Angeluss MTA Team SPA  
Runs=3 Total laps=15 Full laps=10 Valid laps=8

1	2'11.934		20.695	32.440	26.057	26.786	220.4
2	<b>1'46.425</b>		24.007	31.124	25.086	26.208	225.0
3	1'45.699	*	23.685	31.092	24.944*	25.978	226.4
4	<b>1'45.231</b>		23.623	30.992	24.813	25.803	226.8
5	<b>1'45.036</b>		23.485	31.038	24.678	25.835	227.3
6	<b>1'45.202</b>		23.540	31.077	24.605	25.980	226.8
7	<b>1'45.010</b>		23.556	30.867	24.686	25.901	227.3
8	2'00.913	P	26.012	34.329	24.725	35.847	208.0
9	8'33.933		19.465	31.323	24.871	25.995	224.5
10	<b>1'44.934</b>		23.510	30.811	24.549	26.064	226.8
11	2'04.707	P	23.571	30.905	24.668	45.563	225.4
12	3'49.470		20.402	34.386	24.751	25.776	223.1
13	<b>1'43.858</b>		23.405	30.663	<b>24.125</b>	25.665	228.3
14	<b>1'44.035</b>		<b>23.342</b>	30.749	24.377	25.567	225.9
15	1'43.873	*	23.45*	<b>30.638</b>	24.288*	<b>25.493</b>	<b>228.8</b>

## 22nd 21 Vicente PEREZ

BOE Motorsports SPA  
Runs=2 Total laps=14 Full laps=11 Valid laps=6

1	2'14.365		19.773	32.892	26.055	26.850	218.6
2	1'46.567	*	24.019	31.415	24.954*	26.179	223.1
3	<b>1'46.119</b>		23.853	31.458	24.712	26.096	223.6
4	1'46.128	*	23.793	31.556	24.788	25.991*	224.0
5	1'46.860	*	23.912	31.439	25.270	26.239*	220.4
6	<b>1'45.582</b>		23.699	31.236	24.712	25.935	225.4
7	<b>1'47.401</b>		23.857	32.739	24.715	26.090	224.0
8	1'45.458	*	23.74*	31.033	24.694	25.989	225.9
9	2'11.420	P	23.940			43.943	224.0
10	12'17.442	*	36.501	34.403	24.615*	25.610	142.1
11	<b>1'43.907</b>		23.633	30.829	<b>24.086</b>	<b>25.359</b>	227.8
12	<b>1'51.609</b>		23.510	31.107	24.301	32.691	227.8
13	<b>1'44.146</b>		<b>23.406</b>	<b>30.695</b>	24.414	25.631	<b>229.7</b>
14	1'51.440	*	23.667	30.930	25.450	31.393*	225.0

## 23rd 70 Joshua WHATLEY

VisionTrack Racing T GBR  
Runs=2 Total laps=17 Full laps=14 Valid laps=12

1	2'36.173		20.477	33.613	26.548	26.893	221.7
2	<b>1'47.125</b>		24.005	31.931	25.095	26.094	226.4
3	<b>1'45.554</b>		23.786	30.811	24.991	25.966	228.8
4	<b>1'45.069</b>		23.700	30.941	24.503	25.925	<b>230.2</b>
5	<b>1'45.582</b>		23.622	31.037	24.837	26.086	229.2
6	1'50.667	*	25.82*	33.004	25.031	26.803	198.5
7	<b>2'01.644</b>		25.568	37.499	32.400	26.177	200.7
8	<b>1'46.794</b>		23.624	32.827	24.443	25.900	228.8
9	<b>1'45.041</b>		23.699	30.790	24.595	25.957	228.8
10	<b>1'44.773</b>		23.673	30.786	24.394	25.920	228.8
11	2'01.148	P	24.517	33.827	24.585	38.219	204.5
12	6'28.046		20.199	32.386	24.990	25.919	222.6
13	1'48.914	*	<b>23.526</b>	30.883	24.843*	29.662	229.7

**Fastest Lap:** Jaume MASIA Leopard Racing SPA **1'42.318** 23.072 30.141 24.022 25.083

These data/results cannot be reproduced, stored and/or transmitted in whole or in part by any manner of electronic, mechanical, photocopying, recording, broadcasting or otherwise now known or herein after developed without the previous express consent by the copyright owner, except for reproduction in daily press and regular printed publications on sale to the public within 60 days of the event related to those data/results and always provided that copyright symbol appears together as follows below.  
© DORNA, 2023

# Practice Nr. 1

# Moto3

Lap	Lap Time	T1	T2	T3	T4	Speed	Lap	Lap Time	T1	T2	T3	T4	Speed	
14	<b>1'44.079</b>	23.606	<b>30.659</b>	24.249	<b>25.565</b>	228.3	12	2'00.550 P	24.014	31.382	25.028	40.126	224.5	
15	<b>1'52.518</b>	25.537	30.915	24.295	31.771	219.0	13	8'13.431 *	18.958	31.402	32.833*	25.847	227.3	
16	<b>1'44.066</b>	23.557	30.760	<b>24.170</b>	25.579	229.2	14	<b>1'44.981</b>	23.571	30.824	24.606	25.980	230.2	
17	<b>1'45.251</b>	23.628	30.912	25.083	25.628	229.2	15	<b>1'44.295</b>	<b>23.472</b>	30.780	<b>24.452</b>	<b>25.591</b>	<b>233.2</b>	
16	<b>1'44.861</b>	23.499	<b>30.646</b>	24.891	25.825	231.2	16	<b>1'44.861</b>	23.499	<b>30.646</b>	24.891	25.825	231.2	
<b>24th</b>	<b>43</b>	<b>Xavier ARTIGAS</b> CFMOTO Racing Pru SPA						<b>27th</b>	<b>20</b>	<b>Lorenzo FELLON</b> CIP Green Power FRA				
		Runs=2	Total laps=15	Full laps=12	Valid laps=12				Runs=2	Total laps=15	Full laps=12	Valid laps=7		
1	2'26.249	19.054	32.181	25.707	26.162	222.6	1	2'36.857	18.746	31.910	25.612	26.474	226.8	
2	<b>1'45.867</b>	23.912	31.226	24.851	25.878	227.3	2	1'46.153 *	23.90*	31.309	24.978	25.964	226.4	
3	<b>1'45.315</b>	23.750	31.072	24.796	25.697	228.8	3	<b>1'45.323</b>	23.637	31.074	24.869	25.743	231.2	
4	<b>1'44.871</b>	23.567	30.802	24.695	25.807	229.2	4	1'45.422 *	23.476	<b>30.809</b>	24.943	26.194*	<b>231.7</b>	
5	<b>1'44.828</b>	23.577	30.883	24.675	25.693	228.8	5	<b>1'45.621</b>	<b>23.459</b>	31.079	25.089	25.994	231.2	
6	<b>1'44.440</b>	23.609	30.823	24.500	25.508	229.2	6	<b>1'44.845</b>	23.509	30.897	24.568	25.871	230.7	
7	<b>1'44.370</b>	23.637	30.768	24.382	25.583	229.2	7	1'47.247 *	23.93*	31.217	25.382	26.715	226.4	
8	<b>1'44.265</b>	23.507	30.903	<b>24.329</b>	25.526	<b>229.7</b>	8	<b>1'44.903</b>	23.629	30.911	24.627	25.736	231.7	
9	<b>1'44.201</b>	23.468	30.786	24.443	<b>25.504</b>	229.7	9	<b>1'46.492</b>	23.854	31.227	25.045	26.366	227.8	
10	2'06.572 P	23.703	35.428	26.320	41.121	217.7	10	1'46.334 *	23.786	31.202	24.984	26.362*	226.4	
11	9'44.760	21.253	31.900	25.235	25.788	218.6	11	2'03.811 P	24.829	33.744	25.197	40.041	206.5	
12	<b>2'11.369</b>	23.525	32.137	46.756	28.951	229.7	12	10'43.728	19.352	34.843	34.080	26.025	208.4	
13	<b>1'44.175</b>	23.493	30.671	24.473	25.538	227.8	13	<b>1'45.092</b>	23.672	30.993	24.560	25.867	227.3	
14	<b>1'51.100</b>	23.651	31.193	30.705	25.551	226.4	14	<b>1'44.717</b>	23.653	30.866	<b>24.493</b>	<b>25.705</b>	227.8	
15	<b>1'44.443</b>	<b>23.409</b>	<b>30.486</b>	24.788	25.760	229.2	15	1'45.539 *	23.701	30.855	24.690	26.293*	226.8	
<b>25th</b>	<b>7</b>	<b>Filippo FARIOLI</b> Red Bull KTM Tech3 ITA						<b>28th</b>	<b>64</b>	<b>Mario AJI</b> Honda Team Asia INA				
		Runs=2	Total laps=17	Full laps=14	Valid laps=8				Runs=2	Total laps=15	Full laps=12	Valid laps=9		
1	2'19.272	19.115	32.831	26.466	26.984	224.0	1	2'35.483	19.805	33.026	25.750	26.745	221.3	
2	<b>1'49.270</b>	24.504	32.913	25.526	26.327	224.5	2	<b>1'46.694</b>	23.967	31.568	25.003	26.156	225.9	
3	1'47.174 *	24.06*	31.700	25.417	25.993	225.0	3	<b>1'46.440</b>	23.807	31.666	25.137	25.830	226.4	
4	<b>1'46.855</b>	23.957	31.507	25.235	26.156	225.9	4	<b>1'45.562</b>	23.740	31.294	24.690	25.838	226.8	
5	<b>1'45.892</b>	23.895	31.167	24.908	25.922	226.4	5	<b>1'45.601</b>	23.749	31.293	24.681	25.878	226.4	
6	1'46.424 *	23.978	31.376	25.157	25.913*	225.0	6	<b>1'47.355</b>	24.367	31.980	25.024	25.984	217.3	
7	<b>1'45.973</b>	23.896	31.130	24.934	26.013	225.4	7	1'45.695 *	23.92*	31.140	24.661	25.974	225.9	
8	<b>1'46.140</b>	23.931	31.229	25.057	25.923	224.5	8	<b>1'46.285</b>	23.932	31.402	24.880	26.071	224.5	
9	1'45.969 *	23.89*	31.182	24.863	26.033	223.6	9	2'05.474 P	25.10*	33.419	25.966	40.985	201.8	
10	2'03.595 P	23.918	33.339*	27.209	39.129	223.6	10	9'28.145	19.466	32.335	25.059	26.058	217.3	
11	6'28.295 *	18.625	32.037	24.875*	28.496	221.3	11	1'46.630 *	24.22*	31.529	24.848	26.033	219.9	
12	<b>1'44.970</b>	23.876	31.009	24.516	25.569	224.5	12	<b>2'08.100</b>	24.128	31.754	41.676	30.542	221.3	
13	1'45.067 *	23.76*	30.979	24.672	25.648	224.0	13	<b>1'44.792</b>	<b>23.675</b>	<b>30.970</b>	24.543	<b>25.604</b>	227.8	
14	<b>1'52.461</b>	23.877	31.896	29.532	27.156	223.1	14	1'48.657 *	24.088	32.528	24.758	27.283*	221.3	
15	<b>1'44.282</b>	<b>23.719</b>	<b>30.690</b>	<b>24.427</b>	<b>25.446</b>	227.3	15	<b>1'45.385</b>	23.863	31.196	<b>24.396</b>	25.930	<b>228.3</b>	
16	1'51.034 *	23.766	30.894	30.799	25.575*	224.0								
17	1'49.599 *	23.69*	30.930	26.249	28.724	<b>227.8</b>								
<b>26th</b>	<b>38</b>	<b>David SALVADOR</b> CIP Green Power SPA						<b>29th</b>	<b>32</b>	<b>Krittapat KEANKUM</b> Yamaha Thailand Rac THA				
		Runs=2	Total laps=16	Full laps=13	Valid laps=11				Runs=2	Total laps=14	Full laps=11	Valid laps=8		
1	2'37.271	20.859	33.546	26.282	27.178	211.7	1	3'03.198	22.408	33.974	26.697	27.365	210.9	
2	1'46.952 *	23.929	31.395	25.340*	26.288	228.3	2	<b>1'49.495</b>	24.681	32.517	25.637	26.660	214.2	
3	1'47.634 *	24.04*	31.690	25.309	26.589	227.3	3	<b>1'48.522</b>	24.425	32.166	25.384	26.547	214.7	
4	<b>1'46.554</b>	23.896	31.508	25.192	25.958	227.8	4	1'47.828 *	24.35*	31.876	25.200	26.394	214.2	
5	<b>1'44.857</b>	23.574	30.855	24.710	25.718	230.2	5	<b>1'48.175</b>	24.284	31.792	25.473	26.626	215.5	
6	<b>1'44.781</b>	23.522	30.870	24.601	25.788	230.7	6	<b>1'48.585</b>	24.803	32.213	25.152	26.417	213.8	
7	<b>1'45.252</b>	23.718	31.015	24.588	25.931	229.2	7	<b>1'47.787</b>	24.460	31.888	25.163	26.276	214.2	
8	<b>1'46.891</b>	23.560	31.081	25.030	27.220	231.7	8	1'47.051 *	24.080	31.680	24.934*	26.357	218.1	
9	<b>1'45.917</b>	23.752	31.210	24.836	26.119	228.8	9	<b>1'46.490</b>	23.936	31.368	25.021	26.165	220.8	
10	<b>1'45.947</b>	23.728	31.285	24.842	26.092	228.3	10	2'05.631 P	24.166	31.573	25.224	44.668	218.1	
11	<b>1'46.619</b>	23.850	31.284	25.218	26.267	226.4	11	10'54.573	21.804	32.035	25.453	27.520	203.0	
							12	1'45.842 *	24.113	<b>31.191</b>	24.566*	25.972	<b>223.6</b>	

**Fastest Lap:** Jaume MASIA Leopard Racing SPA **1'42.318** 23.072 30.141 24.022 25.083

These data/results cannot be reproduced, stored and/or transmitted in whole or in part by any manner of electronic, mechanical, photocopying, recording, broadcasting or otherwise now known or herein after developed without the previous express consent by the copyright owner, except for reproduction in daily press and regular printed publications on sale to the public within 60 days of the event related to those data/results and always provided that copyright symbol appears together as follows below.  
© DORNA, 2023



# Practice Nr. 1

**Moto3**

Lap	Lap Time	T1	T2	T3	T4	Speed	Lap	Lap Time	T1	T2	T3	T4	Speed
13	<b>1'46.017</b>	23.909	31.469	24.487	26.152	219.5							
14	<b>1'45.878</b>	23.961	31.357	24.720	25.840	220.8							

<b>Fastest Lap:</b>	Jaume MASIA	Leopard Racing	SPA	<b>1'42.318</b>	23.072	30.141	24.022	25.083
---------------------	-------------	----------------	-----	-----------------	--------	--------	--------	--------

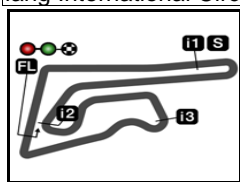
These data/results cannot be reproduced, stored and/or transmitted in whole or in part by any manner of electronic, mechanical, photocopying, recording, broadcasting or otherwise now known or herein after developed without the previous express consent by the copyright owner, except for reproduction in daily press and regular printed publications on sale to the public within 60 days of the event related to those data/results and always provided that copyright symbol appears together as follows below.  
 © DORNA, 2023

Official MotoGP Timing by **TISSOT**  
 www.motogp.com

**Buriram, Friday, October 27, 2023**







4554 m.

OR THAILAND GRAND PRIX

Practice Nr. 1

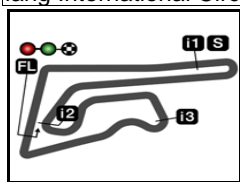
Best Partial Times

IT Ideal Lap Time, sum of the best partial times

BT Best Lap Time

T1		T2		T3		T4				IT		BT	
Pos	Rider	Time	Rider	Time	Rider	Time	Rider	Time	Pos	Rider	IT	BT	
1	J.MASIA	23.072	J.MASIA	30.141	D.MOREIRA	23.977	J.MASIA	25.083	1	J.MASIA	1'42.317	1'42.318	(1)
2	D.ALONSO	23.141	D.MOREIRA	30.160	J.MASIA	24.021	R.YAMANAKA	25.126	2	D.MOREIRA	1'42.549	1'42.561	(2)
3	R.ROSSI	23.183	R.YAMANAKA	30.178	D.ÖNCÜ	24.032	D.MOREIRA	25.126	3	R.YAMANAKA	1'42.745	1'42.745	(3)
4	M.BERTELLE	23.199	S.AZMAN	30.247	D.MUÑOZ	24.046	D.ÖNCÜ	25.146	4	D.ALONSO	1'42.773	1'42.944	(4)
5	S.AZMAN	23.252	D.ALONSO	30.280	D.ALONSO	24.048	A.SASAKI	25.181	5	A.SASAKI	1'42.916	1'43.060	(5)
6	J.KELSO	23.277	A.SASAKI	30.283	A.SASAKI	24.057	J.RUEDA	25.208	6	S.AZMAN	1'42.964	1'43.106	(7)
7	D.MOREIRA	23.286	T.FURUSATO	30.307	M.BERTELLE	24.077	D.HOLGADO	25.260	7	D.ÖNCÜ	1'42.988	1'43.061	(6)
8	A.FERNANDEZ	23.325	A.FERNANDEZ	30.350	J.RUEDA	24.080	D.ALONSO	25.304	8	M.BERTELLE	1'43.043	1'43.289	(13)
9	C.VEIJER	23.327	D.ÖNCÜ	30.388	D.HOLGADO	24.082	C.VEIJER	25.317	9	R.ROSSI	1'43.105	1'43.197	(8)
10	R.YAMANAKA	23.331	D.MUÑOZ	30.398	S.OGDEN	24.084	T.FURUSATO	25.344	10	D.MUÑOZ	1'43.155	1'43.264	(9)
11	D.HOLGADO	23.332	R.ROSSI	30.417	V.PEREZ	24.086	D.MUÑOZ	25.345	11	D.HOLGADO	1'43.168	1'43.271	(10)
12	J.RUEDA	23.341	M.BERTELLE	30.420	R.YAMANAKA	24.110	M.BERTELLE	25.347	12	J.RUEDA	1'43.202	1'43.288	(11)
13	I.ORTOLÁ	23.342	J.KELSO	30.427	S.AZMAN	24.110	S.OGDEN	25.353	13	J.KELSO	1'43.232	1'43.427	(15)
14	D.MUÑOZ	23.366	X.ARTIGAS	30.486	S.NEPA	24.110	S.AZMAN	25.355	14	T.FURUSATO	1'43.260	1'43.288	(12)
15	A.SASAKI	23.395	D.HOLGADO	30.494	R.ROSSI	24.116	V.PEREZ	25.359	15	C.VEIJER	1'43.308	1'43.325	(14)
16	V.PEREZ	23.406	C.VEIJER	30.500	I.ORTOLÁ	24.125	J.KELSO	25.373	16	A.FERNANDEZ	1'43.447	1'43.534	(16)
17	X.ARTIGAS	23.409	T.BUASRI	30.536	N.CARRARO	24.135	R.ROSSI	25.389	17	S.OGDEN	1'43.501	1'43.592	(17)
18	N.CARRARO	23.412	J.RUEDA	30.573	J.KELSO	24.155	F.FARIOLI	25.446	18	V.PEREZ	1'43.546	1'43.907	(22)
19	D.ÖNCÜ	23.422	S.OGDEN	30.594	T.FURUSATO	24.161	N.CARRARO	25.450	19	I.ORTOLÁ	1'43.598	1'43.858	(21)
20	S.NEPA	23.429	N.CARRARO	30.622	C.VEIJER	24.164	T.BUASRI	25.456	20	N.CARRARO	1'43.619	1'43.619	(18)
21	T.FURUSATO	23.448	I.ORTOLÁ	30.638	J.WHATLEY	24.170	I.ORTOLÁ	25.493	21	T.BUASRI	1'43.716	1'43.716	(19)
22	L.FELLON	23.459	D.SALVADOR	30.646	A.FERNANDEZ	24.219	X.ARTIGAS	25.504	22	X.ARTIGAS	1'43.728	1'44.175	(24)
23	S.OGDEN	23.470	J.WHATLEY	30.659	T.BUASRI	24.228	S.NEPA	25.529	23	S.NEPA	1'43.765	1'43.835	(20)
24	D.SALVADOR	23.472	F.FARIOLI	30.690	X.ARTIGAS	24.329	A.FERNANDEZ	25.553	24	J.WHATLEY	1'43.920	1'44.066	(23)

These data/results cannot be reproduced, stored and/or transmitted in whole or in part by any manner of electronic, mechanical, photocopying, recording, broadcasting or otherwise now known or herein after developed without the previous express consent by the copyright owner, except for reproduction in daily press and regular printed publications on sale to the public within 60 days of the event related to those data/results and always provided that copyright symbol appears together as follows below.  
© DORNA, 2023



4554 m.

# OR THAILAND GRAND PRIX

## Practice Nr. 1

### Best Partial Times

Moto3™

*IT* Ideal Lap Time, sum of the best partial times

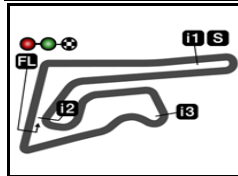
*BT* Best Lap Time

		<b>T1</b>		<b>T2</b>		<b>T3</b>		<b>T4</b>					
<i>Pos</i>	<i>Rider</i>	<i>Time</i>	<i>Rider</i>	<i>Time</i>	<i>Rider</i>	<i>Time</i>	<i>Rider</i>	<i>Time</i>	<i>Pos</i>	<i>Rider</i>	<i>IT</i>	<i>BT</i>	
25	T.BUASRI	23.496	V.PEREZ	30.695	M.AJI	24.396	J.WHATLEY	25.565	25	<b>D.SALVADOR</b>	1'44.161	1'44.295	(26)
26	<b>J.WHATLEY</b>	<b>23.526</b>	<b>S.NEPA</b>	<b>30.697</b>	<b>F.FARIOLI</b>	<b>24.427</b>	<b>D.SALVADOR</b>	<b>25.591</b>	26	<b>F.FARIOLI</b>	1'44.282	1'44.282	(25)
27	M.AJI	23.675	L.FELLON	30.809	D.SALVADOR	24.452	M.AJI	25.604	27	<b>L.FELLON</b>	1'44.466	1'44.717	(27)
28	<b>F.FARIOLI</b>	<b>23.719</b>	<b>M.AJI</b>	<b>30.970</b>	<b>K.KEANKUM</b>	<b>24.487</b>	<b>L.FELLON</b>	<b>25.705</b>	28	<b>M.AJI</b>	1'44.645	1'44.792	(28)
29	K.KEANKUM	23.909	K.KEANKUM	31.191	L.FELLON	24.493	K.KEANKUM	25.840	29	<b>K.KEANKUM</b>	1'45.427	1'45.878	(29)

These data/results cannot be reproduced, stored and/or transmitted in whole or in part by any manner of electronic, mechanical, photocopying, recording, broadcasting or otherwise now known or herein after developed without the previous express consent by the copyright owner, except for reproduction in daily press and regular printed publications on sale to the public within 60 days of the event related to those data/results and always provided that copyright symbol appears together as follows below.  
© DORNA, 2023


Official MotoGP Timing by **TISSOT**  
www.motogp.com





4554 m.

**OR THAILAND GRAND PRIX**  
**Practice Nr. 1**  
**Fastest Laps Sequence**

<i>Practice Time</i>	 <i>Rider</i>	<i>Nation</i>	<i>Motorcycle</i>	<i>Time</i>	<i>Km/h</i>	<i>Rider's Lap</i>
<b>3'46.290</b>	80 <b>David ALONSO</b>	COL	GASGAS	<b>1'47.286</b>	152.8	2
<b>3'58.359</b>	48 <b>Ivan ORTOLÁ</b>	SPA	KTM	<b>1'46.425</b>	154.0	2
<b>4'02.230</b>	6 <b>Ryusei YAMANAKA</b>	JPN	GASGAS	<b>1'45.889</b>	154.8	2
<b>4'12.116</b>	43 <b>Xavier ARTIGAS</b>	SPA	CFMOTO	<b>1'45.867</b>	154.8	2
<b>4'20.112</b>	72 <b>Taiyo FURUSATO</b>	JPN	HONDA	<b>1'45.672</b>	155.1	2
<b>4'44.585</b>	96 <b>Daniel HOLGADO</b>	SPA	KTM	<b>1'45.619</b>	155.2	2
<b>4'44.833</b>	66 <b>Joel KELSO</b>	AUS	CFMOTO	<b>1'45.052</b>	156.0	2
<b>5'54.961</b>	5 <b>Jaume MASIA</b>	SPA	HONDA	<b>1'44.644</b>	156.6	2
<b>7'38.860</b>	5 <b>Jaume MASIA</b>	SPA	HONDA	<b>1'43.899</b>	157.7	3
<b>11'44.204</b>	66 <b>Joel KELSO</b>	AUS	CFMOTO	<b>1'43.570</b>	158.2	6
<b>15'37.676</b>	71 <b>Ayumu SASAKI</b>	JPN	HUSQVARNA	<b>1'43.458</b>	158.4	8
<b>29'00.552</b>	53 <b>Deniz ÖNCÜ</b>	TUR	KTM	<b>1'43.230</b>	158.8	12
<b>30'46.588</b>	6 <b>Ryusei YAMANAKA</b>	JPN	GASGAS	<b>1'42.745</b>	159.5	13
<b>30'48.472</b>	10 <b>Diogo MOREIRA</b>	BRA	KTM	<b>1'42.561</b>	159.8	13
<b>34'20.772</b>	5 <b>Jaume MASIA</b>	SPA	HONDA	<b>1'42.318</b>	160.2	14

These data/results cannot be reproduced, stored and/or transmitted in whole or in part by any manner of electronic, mechanical, photocopying, recording, broadcasting or otherwise now known or herein after developed without the previous express consent by the copyright owner, except for reproduction in daily press and regular printed publications on sale to the public within 60 days of the event related to those data/results and always provided that copyright symbol appears together as follows below.

© DORNA, 2023

Official MotoGP Timing by TISSOT  
 www.motogp.com

**Buriram, Friday, October 27, 2023**

