


4554 m.

BURIRAM INTERNATIONAL CIRCUIT
OR THAILAND GRAND PRIX
Free Practice Nr. 2
Classification

10

	Rider	Nation	Team	Motorcycle	Time	Lap Total	Gap	Top Speed
1	12 Maverick VIÑALES	SPA	Aprilia Racing	APRILIA	1'30.550	5 15		335.4
2	41 Aleix ESPARGARO	SPA	Aprilia Racing	APRILIA	1'30.591	14 14	0.041 0.041	335.4
3	1 Francesco BAGNAIA	ITA	Ducati Lenovo Team	DUCATI	1'30.598	15 15	0.048 0.007	333.3
4	20 Fabio QUARTARARO	FRA	Monster Energy Yamaha MotoGP	YAMAHA	1'30.617	13 15	0.067 0.019	331.2
5	88 Miguel OLIVEIRA	POR	CryptoDATA RNF MotoGP Team	APRILIA	1'30.660	15 16	0.110 0.043	332.3
6	72 Marco BEZZECCHI	ITA	Mooney VR46 Racing Team	DUCATI	1'30.764	7 15	0.214 0.104	333.3
7	5 Johann ZARCO	FRA	Prima Pramac Racing	DUCATI	1'30.795	13 13	0.245 0.031	332.3
8	89 Jorge MARTIN	SPA	Prima Pramac Racing	DUCATI	1'30.809	11 15	0.259 0.014	331.2
9	49 Fabio DI GIANNANTONIO	ITA	Gresini Racing MotoGP	DUCATI	1'30.817	8 9	0.267 0.008	329.2
10	73 Alex MARQUEZ	SPA	Gresini Racing MotoGP	DUCATI	1'30.822	5 15	0.272 0.005	330.2
11	33 Brad BINDER	RSA	Red Bull KTM Factory Racing	KTM	1'30.964	11 17	0.414 0.142	331.2
12	44 Poi ESPARGARO	SPA	GASGAS Factory Racing Tech3	KTM	1'30.966	4 11	0.416 0.002	332.3
13	43 Jack MILLER	AUS	Red Bull KTM Factory Racing	KTM	1'30.996	16 17	0.446 0.030	330.2
14	93 Marc MARQUEZ	SPA	Repsol Honda Team	HONDA	1'31.008	6 15	0.458 0.012	333.3
15	10 Luca MARINI	ITA	Mooney VR46 Racing Team	DUCATI	1'31.023	14 16	0.473 0.015	331.2
16	25 Raul FERNANDEZ	SPA	CryptoDATA RNF MotoGP Team	APRILIA	1'31.175	10 14	0.625 0.152	329.2
17	21 Franco MORBIDELLI	ITA	Monster Energy Yamaha MotoGP	YAMAHA	1'31.216	13 15	0.666 0.041	330.2
18	30 Takaaki NAKAGAMI	JPN	LCR Honda IDEMITSU	HONDA	1'31.231	8 16	0.681 0.015	327.2
19	36 Joan MIR	SPA	Repsol Honda Team	HONDA	1'31.282	11 15	0.732 0.051	332.3
20	37 Augusto FERNANDEZ	SPA	GASGAS Factory Racing Tech3	KTM	1'31.342	10 15	0.792 0.060	327.2
21	23 Enea BASTIANINI	ITA	Ducati Lenovo Team	DUCATI	1'31.391	11 11	0.841 0.049	331.2

Practice condition: **Dry**

Air: **32°**

Humidity: **63%**

Ground: **49°**

Fastest Lap:	Lap: 5	Maverick VIÑALES	1'30.550	181 Km/h
Best Race Lap:	2019	Marc MARQUEZ	1'30.904	180.3 Km/h
All Time Lap Record:	2022	Marco BEZZECCHI	1'29.671	182.8 Km/h

The results are provisional until the end of the limit for protest and appeals.

Time limit for protest expires 60' after publication of the results - Time:

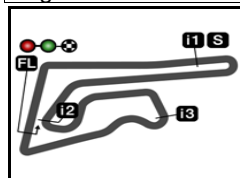
These data/results cannot be reproduced, stored and/or transmitted in whole or in part by any manner of electronic, mechanical, photocopying, recording, broadcasting or otherwise now known or herein after developed without the previous express consent by the copyright owner, except for reproduction in daily press and regular printed publications on sale to the public within 60 days of the event related to those data/results and always provided that copyright symbol appears together as follows below.

© DORNA, 2023

Official MotoGP Timing by **TISSOT**
 www.motogp.com

Buriram, Saturday, October 28, 2023





4554 m.

BURIRAM THAILAND GRAND PRIX
Free Practice Nr. 2
Top Speed & Average

12



Rider	Nation	Motorcycle	Top 5 speeds					Average	Top
12 Maverick VIÑALES	SPA	APRILIA	335.4	334.3	333.3	332.3	332.3	333.5	335.4
41 Aleix ESPARGARO	SPA	APRILIA	335.4	334.3	331.2	331.2	331.2	332.2	335.4
1 Francesco BAGNAIA	ITA	DUCATI	333.3	332.3	330.2	330.2	329.2	330.5	333.3
72 Marco BEZZECCHI	ITA	DUCATI	333.3	333.3	333.3	333.3	332.3	332.8	333.3
93 Marc MARQUEZ	SPA	HONDA	333.3	332.3	332.3	330.2	330.2	331.2	333.3
5 Johann ZARCO	FRA	DUCATI	332.3	332.3	331.2	331.2	328.2	330.0	332.3
36 Joan MIR	SPA	HONDA	332.3	331.2	330.2	329.2	329.2	330.1	332.3
44 Poi ESPARGARO	SPA	KTM	332.3	331.2	329.2	329.2	329.2	330.2	332.3
88 Miguel OLIVEIRA	POR	APRILIA	332.3	332.3	331.2	331.2	330.2	331.2	332.3
10 Luca MARINI	ITA	DUCATI	331.2	330.2	330.2	330.2	330.2	330.4	331.2
20 Fabio QUARTARARO	FRA	YAMAHA	331.2	330.2	330.2	328.2	328.2	329.6	331.2
23 Enea BASTIANINI	ITA	DUCATI	331.2	331.2	330.2	328.2	328.2	329.5	331.2
33 Brad BINDER	RSA	KTM	331.2	329.2	329.2	329.2	328.2	329.4	331.2
89 Jorge MARTIN	SPA	DUCATI	331.2	331.2	331.2	331.2	331.2	331.2	331.2
21 Franco MORBIDELLI	ITA	YAMAHA	330.2	330.2	330.2	330.2	329.2	329.9	330.2
43 Jack MILLER	AUS	KTM	330.2	328.2	328.2	328.2	327.2	328.4	330.2
73 Alex MARQUEZ	SPA	DUCATI	330.2	330.2	329.2	328.2	328.2	328.8	330.2
25 Raul FERNANDEZ	SPA	APRILIA	329.2	328.2	327.2	327.2	327.2	327.8	329.2
49 Fabio DI GIANNANTONIO	ITA	DUCATI	329.2	328.2	327.2	327.2	327.2	327.8	329.2
30 Takaaki NAKAGAMI	JPN	HONDA	327.2	326.2	326.2	325.3	325.3	326.0	327.2
37 Augusto FERNANDEZ	SPA	KTM	327.2	327.2	327.2	326.2	326.2	326.8	327.2

These data/results cannot be reproduced, stored and/or transmitted in whole or in part by any manner of electronic, mechanical, photocopying, recording, broadcasting or otherwise now known or herein after developed without the previous express consent by the copyright owner, except for reproduction in daily press and regular printed publications on sale to the public within 60 days of the event related to those data/results and always provided that copyright symbol appears together as follows below.

© DORNA, 2023

Official MotoGP Timing by **TISSOT**
 www.motogp.com



Buriram, Saturday, October 28, 2023



SIAM THAILAND GRAND PRIX

Free Practice Nr. 2

Chronological Analysis of Performances

13

* Lap / Sector time cancelled **T1** Time from finish line to 1st intermediate **T3** Time from 2nd intermed. to 3rd intermed.
P Crossing the finish line in pit lane **T2** Time from 1st intermed. to 2nd intermed. **T4** Time from 3rd intermediate to finish line
****** Tyre data subject to further updates

Lap	Lap Time	T1	T2	T3	T4	Speed	Lap	Lap Time	T1	T2	T3	T4	Speed		
1st	12	Maverick VIÑALES APRILIA SPA						3rd	1	Francesco BAGNAIA DUCATI ITA					
		Aprilia Racing								Ducati Lenovo Team					
		Runs=2 Total laps=15 Full laps=12 Valid laps=8								Runs=2 Total laps=15 Full laps=12 Valid laps=12					
Run #	1	Front Tyre	Slick-Medium	Rear Tyre	Slick-Hard		Run #	1	Front Tyre	Slick-Medium	Rear Tyre	Slick-Medium			
		10 Laps at start			New Tyre				7 Laps at start			3 Laps at start			
1	2'25.743	15.838	27.865	24.331	23.774	317.6	1	2'17.117	16.547	28.962	24.361	24.043	257.7		
2	1'32.872 *	18.798	27.014*	23.647	23.413	329.2	2	1'32.257	18.942	26.460	23.379	23.476	328.2		
3	1'31.276	18.630	26.107	23.217	23.322	331.2	3	1'33.116	18.774	27.167	23.725	23.450	329.2		
4	1'30.988 *	18.533	26.208*	23.050	23.197	330.2	4	1'35.577	18.580	26.307	27.292	23.398	330.2		
5	1'30.550	18.474	25.911	22.998	23.167	332.3	5	1'31.070	18.567	26.199	23.058	23.246	329.2		
6	1'30.749	18.520	26.056	22.951	23.222	334.3	6	1'31.072	18.538	25.989	23.207	23.338	333.3		
7	1'32.175	18.580	26.385	23.905	23.305	335.4	7	1'31.037	18.577	26.019	23.156	23.285	332.3		
8	1'45.703 P	18.659	26.077	23.113	37.854	333.3	8	1'50.373 P	18.557	31.486	23.908	36.422	325.3		
Run #	2	Front Tyre	Slick-Medium	Rear Tyre	Slick-Medium		Run #	2	Front Tyre	Slick-Medium	Rear Tyre	Slick-Hard			
		7 Laps at start			3 Laps at start				15 Laps at start			New Tyre			
9	8'35.968	16.240	27.617	23.834	23.558	312.1	9	7'38.323	16.092	27.945	24.144	23.437	305.9		
10	1'32.897 *	18.718	27.018*	23.718	23.443	329.2	10	1'30.861	18.625	25.900	23.236	23.100	327.2		
11	1'31.683 *	18.703	26.165*	23.173	23.642	329.2	11	1'30.948	18.637	26.100	23.097	23.114	327.2		
12	1'32.710	18.657	27.307	23.292	23.454	330.2	12	1'30.819	18.589	25.944	23.030	23.256	329.2		
13	1'30.948	18.601	25.986	22.925	23.436	331.2	13	1'33.453	19.594	27.205	23.283	23.371	305.0		
14	1'31.984	18.567	25.867	24.203	23.347	332.3	14	1'30.949	18.573	25.948	23.309	23.119	330.2		
15	1'30.688	18.495	25.972	22.970	23.251	331.2	15	1'30.598	18.528	25.922	22.973	23.175	328.2		
2nd	41	Alex ESPARGARO APRILIA SPA						4th	20	Fabio QUARTARARO YAMAHA FRA					
		Aprilia Racing								Monster Energy Yamaha MotoGP					
		Runs=2 Total laps=14 Full laps=11 Valid laps=11								Runs=2 Total laps=15 Full laps=11 Valid laps=8					
Run #	1	Front Tyre	Slick-Medium	Rear Tyre	Slick-Medium		Run #	1	Front Tyre	Slick-Medium	Rear Tyre	Slick-Medium			
		8 Laps at start			4 Laps at start				17 Laps at start			5 Laps at start			
1	2'21.879	15.879	28.120	24.121	23.810	296.7	1	2'50.263	15.981	28.742	25.260	24.264	303.3		
2	1'31.788	18.764	26.414	23.214	23.396	331.2	2	1'32.547	18.928	26.672	23.537	23.410	324.3		
3	1'31.736	18.719	26.487	23.192	23.338	331.2	3	1'31.499	18.722	26.291	23.145	23.341	325.3		
4	1'31.181	18.613	26.185	23.097	23.286	330.2	4	1'30.906	18.675	26.035	23.055	23.141	325.3		
5	1'31.070	18.621	26.026	23.145	23.278	331.2	5	1'31.004	18.630	26.096	23.103	23.175	326.2		
6	1'33.767	18.592	28.707	23.147	23.321	331.2	6	1'30.978	18.779	25.933	23.113	23.153	325.3		
7	1'33.818	18.544	28.096	23.808	23.370	334.3	7	1'30.866	18.606	25.999	22.988	23.273	328.2		
8	1'30.978	18.551	25.992	23.093	23.342	335.4	8	1'47.489 P	19.993	26.332	23.493	37.671	313.9		
9	1'52.198 P	22.235	28.440	23.884	37.639	275.5	Run #	2	Front Tyre	Slick-Medium	Rear Tyre	Slick-Medium			
Run #	2	Front Tyre	Slick-Medium	Rear Tyre	Slick-Medium				9 Laps at start			4 Laps at start			
		14 Laps at start			8 Laps at start										
10	9'15.941 *	15.906	28.202*	24.258	23.523	305.9	9	7'18.638 *	15.997	28.280*	24.237	23.810	295.8		
11	1'31.971	18.766	26.174	23.342	23.689	329.2	10	1'31.516	18.615	26.280	23.306	23.315	326.2		
12	1'31.237	18.720	26.066	23.112	23.339	330.2	11	1'37.136 *	18.638	31.564*	23.394	23.540	328.2		
13	1'30.897	18.601	25.913	22.982	23.401	331.2	12	1'30.843 *	18.563	26.039*	23.121	23.120	330.2		
14	1'30.591	18.573	25.867	22.859	23.292	329.2	13	1'30.617	18.535	25.988	23.028	23.066	331.2		
							14	1'38.963 *	22.661	29.254	23.476	23.572*	288.0		
							15	1'51.957 P	18.530	26.180	27.494	39.753	330.2		

Fastest Lap: Maverick VIÑALES Aprilia Racing SPA **1'30.550** 18.474 25.911 22.998 23.167

These data/results cannot be reproduced, stored and/or transmitted in whole or in part by any manner of electronic, mechanical, photocopying, recording, broadcasting or otherwise now known or herein after developed without the previous express consent by the copyright owner, except for reproduction in daily press and regular printed publications on sale to the public within 60 days of the event related to those data/results and always provided that copyright symbol appears together as follows below.
© DORNA, 2023



Free Practice Nr. 2

MotoGP

Lap	Lap Time	T1	T2	T3	T4	Speed	Lap	Lap Time	T1	T2	T3	T4	Speed						
5th	88	Miguel OLIVEIRA				APRILIA	POR	3	1'33.988 *	18.957	26.675	24.155*	24.201	328.2					
CryptoDATA RNF MotoGP Team							4	1'32.381	18.987	26.360	23.490	23.544	328.2						
Runs=2 Total laps=16 Full laps=12 Valid laps=11							5	1'32.244	18.851	26.402	23.360	23.631	328.2						
Run # 1	Front Tyre Slick-Medium		Rear Tyre Slick-Medium				6	1'33.887 *	18.812	26.212*	24.665	24.198	331.2						
3 Laps at start							7	1'31.891	18.739	26.352	23.354	23.446	332.3						
1	2'15.119	16.430	28.820	24.614	24.404	262.1	8	1'31.853	18.739	26.398	23.265	23.451	328.2						
2	1'32.616	18.914	26.585	23.450	23.667	327.2	9	1'32.914	18.883	26.439	23.701	23.891	325.3						
3	1'31.749	18.724	26.277	23.231	23.517	331.2	10	1'52.579 P	19.486	29.275	25.850	37.968	303.3						
4	1'31.274	18.679	26.066	23.141	23.388	330.2	Run # 2	Front Tyre Slick-Medium		Rear Tyre Slick-Medium									
5	1'31.739	18.660	26.271	23.234	23.574	329.2	25 Laps at start							4 Laps at start					
6	1'31.134	18.700	26.071	23.054	23.309	329.2	11	11'10.053	15.638	27.607	23.699	23.670	284.9						
7	1'30.963	18.581	26.041	22.964	23.377	332.3	12	1'30.948	18.650	25.994	23.088	23.216	331.2						
8	1'31.950	18.537	26.133	23.154	24.126	331.2	13	1'30.795	18.545	25.915	22.951	23.384	332.3						
9	1'35.788 *	22.099*	26.679	23.356	23.654	299.1	8th 89 Jorge MARTIN						DUCATI	SPA					
10	1'31.441	18.785	26.187	23.028	23.441	329.2	Prima Pramac Racing							Runs=2 Total laps=15 Full laps=12 Valid laps=12					
11	1'31.207	18.652	26.120	23.069	23.366	329.2	Run # 1	Front Tyre Slick-Medium		Rear Tyre Slick-Medium									
12	1'49.016 P	19.652	27.262	24.328	37.774	304.2	5 Laps at start							3 Laps at start					
Run # 2	Front Tyre Slick-Medium		Rear Tyre Slick-Medium				1	2'21.239	15.733	27.897	24.034	23.646	319.5						
8 Laps at start							2	1'32.048	18.889	26.402	23.275	23.482	328.2						
13	4'47.735	16.893	28.247	24.439	23.852	301.6	3	1'32.668	18.893	26.200	23.275	24.300	329.2						
14	1'31.096	18.632	26.051	23.084	23.329	330.2	4	1'31.178	18.892	25.976	23.134	23.176	328.2						
15	1'30.660	18.582	25.907	22.917	23.254	332.3	5	1'30.982	18.559	26.006	23.265	23.152	331.2						
16	1'51.075 P	20.000	29.576	23.922	37.577	308.5	6	1'31.486	18.579	26.316	23.233	23.358	315.7						
6th 72 Marco BEZZECCHI							7	1'31.228	18.716	26.107	23.128	23.277	331.2						
Mooney VR46 Racing Team							8	1'50.596 P	18.929	27.078	26.949	37.640	284.9						
Runs=3 Total laps=15 Full laps=10 Valid laps=10							Run # 2	Front Tyre Slick-Medium		Rear Tyre Slick-Medium									
Run # 1	Front Tyre Slick-Medium		Rear Tyre Slick-Medium				13 Laps at start							11 Laps at start					
18 Laps at start							9	8'41.895	16.608	26.738	23.703	23.312	314.8						
1	1'57.538	16.529	30.831	28.104	25.092	269.3	10	1'31.085	18.724	25.963	23.214	23.184	331.2						
2	1'36.222	19.072	28.778	24.597	23.775	304.2	11	1'30.809	18.678	25.869	23.061	23.201	330.2						
3	1'46.356 P	18.672	26.750	23.825	37.109	331.2	12	1'35.814	18.650	29.678	23.997	23.489	329.2						
Run # 2	Front Tyre Slick-Medium		Rear Tyre Slick-Medium				13	1'31.406	18.723	26.115	23.224	23.344	331.2						
8 Laps at start							14	1'31.553	18.650	26.087	23.343	23.473	331.2						
4	2'06.079	16.151	27.576	26.247	25.113	323.3	15	1'31.412	18.683	26.058	23.273	23.398	331.2						
5	1'31.490	18.673	26.149	23.229	23.439	332.3	9th 49 Fabio DI GIANNANTON						DUCATI	ITA					
6	1'30.884	18.590	25.943	23.106	23.245	332.3	Gresini Racing MotoGP							Runs=2 Total laps=9 Full laps=5 Valid laps=5					
7	1'30.764	18.511	25.957	23.059	23.237	333.3	Run # 1	Front Tyre Slick-Medium		Rear Tyre Slick-Medium									
8	1'30.882	18.513	25.902	23.175	23.292	333.3	9 Laps at start							5 Laps at start					
9	1'48.519 P	18.569	28.171	23.858	37.921	331.2	1	2'33.704	16.025	27.799	24.261	23.866	291.8						
Run # 3	Front Tyre Slick-Medium		Rear Tyre Slick-Medium				2	1'32.354	18.944	26.520	23.343	23.547	326.2						
14 Laps at start							3	1'46.399 P	18.775	26.252	23.235	38.137	327.2						
10	8'32.238	16.801	27.933	24.273	23.579	297.5	Run # 2	Front Tyre Slick-Medium		Rear Tyre Slick-Medium									
11	1'31.252	18.621	26.077	23.248	23.306	330.2	12 Laps at start							4 Laps at start					
12	1'31.048	18.551	25.992	23.132	23.373	332.3	4	6'35.961	16.838	27.186	23.697	23.478	313.9						
13	1'30.884	18.565	25.825	23.117	23.377	333.3	5	1'31.392	18.667	26.190	23.253	23.282	328.2						
14	1'31.083	18.498	26.078	23.205	23.302	332.3	6	1'31.423	18.764	26.131	23.125	23.403	327.2						
15	1'34.106	18.452	26.816	24.754	24.084	333.3	7	1'31.103	18.697	26.083	23.075	23.248	327.2						
7th 5 Johann ZARCO							8	1'30.817	18.652	26.034	22.941	23.190	329.2						
Prima Pramac Racing							9	1'59.280 P	23.190	30.738	24.963	40.389	245.4						
Runs=2 Total laps=13 Full laps=10 Valid laps=8							Fastest Lap: Maverick VIÑALES						Aprilia Racing	SPA	1'30.550	18.474	25.911	22.998	23.167
Run # 1	Front Tyre Slick-Medium		Rear Tyre Slick-Medium				These data/results cannot be reproduced, stored and/or transmitted in whole or in part by any manner of electronic, mechanical, photocopying, recording, broadcasting or otherwise now known or herein after developed without the previous express consent by the copyright owner, except for reproduction in daily press and regular printed publications on sale to the public within 60 days of the event related to those data/results and always provided that copyright symbol appears together as follows below.												
15 Laps at start							© DORNA, 2023												
1	1'58.028	16.080	29.116	26.187	25.134	232.2	Official MotoGP Timing by TISSOT												
2	1'35.126	19.194	27.535	24.528	23.869	309.4	www.motogp.com												

Fastest Lap: Maverick VIÑALES Aprilia Racing SPA **1'30.550** 18.474 25.911 22.998 23.167

These data/results cannot be reproduced, stored and/or transmitted in whole or in part by any manner of electronic, mechanical, photocopying, recording, broadcasting or otherwise now known or herein after developed without the previous express consent by the copyright owner, except for reproduction in daily press and regular printed publications on sale to the public within 60 days of the event related to those data/results and always provided that copyright symbol appears together as follows below.
© DORNA, 2023



Free Practice Nr. 2

MotoGP

Lap	Lap Time	T1	T2	T3	T4	Speed	Lap	Lap Time	T1	T2	T3	T4	Speed		
10th	73	Alex MARQUEZ				DUCATI	SPA	4	1'30.966	18.513	26.076	23.138	23.239	331.2	
		Gresini Racing MotoGP						5	1'31.052	18.515	26.095	23.074	23.368	332.3	
		Runs=2 Total laps=15 Full laps=11 Valid laps=11						6	1'31.332	18.618	26.205	23.116	23.393	327.2	
Run #	1	Front Tyre Slick-Medium		Rear Tyre Slick-Medium				7	1'52.114	P	20.628*	28.649	25.443	37.394	300.8
		7 Laps at start		3 Laps at start				Run #	2	Front Tyre Slick-Medium		Rear Tyre Slick-Hard			
1	1'45.535	16.143	29.302	25.308	25.302	259.6				13 Laps at start		7 Laps at start			
2	1'33.333	18.868	26.901	23.773	23.791	324.3		8	6'56.989	16.920	28.873	24.441	24.295	298.3	
3	1'31.599	18.672	26.255	23.341	23.331	328.2		9	1'34.343	18.907	27.167	24.142	24.127	329.2	
4	1'31.071	18.666	25.938	23.116	23.351	327.2		10	1'33.320	18.699	26.391	24.351	23.879	329.2	
5	1'30.822	18.628	25.916	23.139	23.139	328.2		11	1'45.628	P	18.593	26.175	23.523	37.337	329.2
6	1'30.987	18.616	25.950	23.120	23.301	328.2									
7	1'31.123	18.650	25.963	23.188	23.322	330.2									
8	1'31.031	18.590	25.966	23.165	23.310	330.2									
9	1'47.479	P	18.765	26.943	24.031	37.740	323.3								
Run #	2	Front Tyre Slick-Medium		Rear Tyre Slick-Medium											
		16 Laps at start		12 Laps at start											
10	7'38.178	17.151	27.866	24.827	24.014	294.2									
11	1'31.653	18.705	26.137	23.388	23.423	327.2									
12	1'31.321	18.581	26.186	23.149	23.405	328.2									
13	1'31.247	18.614	26.008	23.151	23.474	329.2									
14	1'31.526	18.631	26.164	23.173	23.558	328.2									
15	1'51.264	P	20.074	27.169	23.650	40.371	305.9								
11th	33	Brad BINDER				KTM	RSA								
		Red Bull KTM Factory Racing													
		Runs=2 Total laps=17 Full laps=13 Valid laps=13													
Run #	1	Front Tyre Slick-Medium		Rear Tyre Slick-Hard											
		8 Laps at start		New Tyre											
1	2'08.262	19.286	29.422	25.051	24.608	251.7									
2	1'32.720	18.935	26.618	23.523	23.644	315.7									
3	1'31.752	18.622	26.339	23.433	23.358	331.2									
4	1'31.365	18.757	26.220	23.128	23.260	329.2									
5	1'31.168	18.760	26.150	23.055	23.203	327.2									
6	1'31.068	18.530	26.230	23.026	23.282	329.2									
7	2'00.742	P	21.433*	34.849	23.265	41.195	319.5								
Run #	2	Front Tyre Slick-Medium		Rear Tyre Slick-Hard											
		15 Laps at start		7 Laps at start											
8	5'04.616	18.257	28.205	24.663	24.064	284.9									
9	1'32.802	18.929	26.659	23.559	23.655	324.3									
10	1'31.602	18.660	26.373	23.135	23.434	327.2									
11	1'30.964	18.585	26.094	23.103	23.182	327.2									
12	1'31.527	18.586	26.229	23.100	23.612	327.2									
13	1'31.333	18.746	26.207	23.084	23.296	327.2									
14	1'31.482	18.732	26.243	23.017	23.490	324.3									
15	1'31.200	18.714	26.086	23.051	23.349	329.2									
16	1'31.232	18.613	26.064	23.120	23.435	328.2									
17	2'03.197	P	24.498*	30.213	27.512	40.974	237.8								
13th	43	Jack MILLER				KTM	AUS								
		Red Bull KTM Factory Racing													
		Runs=3 Total laps=17 Full laps=12 Valid laps=12													
Run #	1	Front Tyre Slick-Medium		Rear Tyre Slick-Hard											
		7 Laps at start		5 Laps at start											
1	1'57.857	17.131	29.512	27.355	25.141	240.5									
2	1'37.421	19.151	28.011	26.406	23.853	314.8									
3	1'32.968	18.802	26.248	24.178	23.740	328.2									
4	1'31.890	18.768	26.242	23.367	23.513	328.2									
5	1'31.921	18.699	26.365	23.376	23.481	327.2									
6	1'31.735	18.670	26.307	23.315	23.443	330.2									
7	1'52.241	P	18.805	29.930	25.179	38.327	326.2								
Run #	2	Front Tyre Slick-Medium		Rear Tyre Slick-Hard											
		11 Laps at start		12 Laps at start											
8	4'09.908	16.135	27.897	24.261	23.879	295.8									
9	1'32.012	18.790	26.389	23.349	23.484	326.2									
10	1'31.629	18.725	26.181	23.237	23.486	326.2									
11	1'40.722	18.886	31.678	25.609	24.549	325.3									
12	1'36.148	18.757	26.553	26.536	24.302	326.2									
13	1'45.891	P	18.710	26.197	23.386	37.598	328.2								
Run #	3	Front Tyre Slick-Medium		Rear Tyre Slick-Medium											
		17 Laps at start		4 Laps at start											
14	2'53.145	16.682	27.657	23.971	23.594	310.3									
15	1'31.317	18.785	26.015	23.158	23.359	325.3									
16	1'30.996	18.696	25.915	22.989	23.396	326.2									
17	1'31.103	18.729	25.942	22.975	23.457	325.3									
14th	93	Marc MARQUEZ				HONDA	SPA								
		Repsol Honda Team													
		Runs=2 Total laps=15 Full laps=11 Valid laps=11													
Run #	1	Front Tyre Slick-Medium		Rear Tyre Slick-Medium											
		7 Laps at start		3 Laps at start											
1	2'17.608	16.459	28.541	24.697	24.967	285.7									
2	1'32.420	19.000	26.540	23.421	23.459	329.2									
3	1'32.972	18.690	26.988	23.770	23.524	330.2									
4	1'31.028	18.642	26.038	23.124	23.224	332.3									
5	1'35.357	18.571	26.662	26.151	23.973	330.2									
6	1'31.008	18.527	26.018	23.126	23.337	332.3									
7	1'32.373	18.559	26.031	23.118	24.665	333.3									
8	1'57.673	P	23.227	29.329	26.190	38.927	251.1								
Run #	2	Front Tyre Slick-Medium		Rear Tyre Slick-Medium											
		15 Laps at start		4 Laps at start											
9	8'34.797	18.774	27.341	24.058	23.854	300.0									
10	1'33.558	18.752	26.427	23.673	24.706	327.2									
11	1'32.026	18.753	26.449	23.413	23.411	325.3									

Fastest Lap: Maverick VIÑALES Aprilia Racing SPA **1'30.550** 18.474 25.911 22.998 23.167

These data/results cannot be reproduced, stored and/or transmitted in whole or in part by any manner of electronic, mechanical, photocopying, recording, broadcasting or otherwise now known or herein after developed without the previous express consent by the copyright owner, except for reproduction in daily press and regular printed publications on sale to the public within 60 days of the event related to those data/results and always provided that copyright symbol appears together as follows below.
© DORNA, 2023

Official MotoGP Timing by TISSOT
www.motogp.com



Buriram, Saturday, October 28, 2023

Free Practice Nr. 2

MotoGP

Lap	Lap Time	T1	T2	T3	T4	Speed	Lap	Lap Time	T1	T2	T3	T4	Speed	
12	1'35.779	18.665	28.645	24.419	24.050	328.2	Run # 1	Front Tyre Slick-Medium	Rear Tyre Slick-Medium					
13	1'31.293	18.697	26.006	23.204	23.386	330.2							8 Laps at start	4 Laps at start
14	1'32.837	18.612	25.964	24.258	24.003	330.2	1	2'11.115	17.091	29.093	24.539	24.142	277.6	
15	1'46.549 P	18.655	26.163	24.084	37.647	328.2	2	1'32.540 *	18.840	26.545*	23.448	23.707	325.3	

15th 10 **Luca MARINI** DUCATI ITA
 Mooney VR46 Racing Team
 Runs=3 Total laps=16 Full laps=11 Valid laps=11

Run #	Front Tyre	Slick-Medium	Rear Tyre	Slick-Medium		
		20 Laps at start		13 Laps at start		
1	1'43.966	16.625	29.830	25.360	24.604	250.5
2	1'34.584	19.081	27.468	24.032	24.003	326.2
3	1'48.797 P	18.908	26.709	23.936	39.244	328.2

Run #	Front Tyre	Slick-Medium	Rear Tyre	Slick-Medium		
		7 Laps at start		4 Laps at start		
4	3'16.296	23.081	31.368	25.754	23.978	185.2
5	1'32.493	18.823	26.600	23.621	23.449	330.2
6	1'31.837	18.732	26.319	23.307	23.479	330.2
7	1'31.512	18.696	26.107	23.414	23.295	331.2
8	1'31.449	18.712	26.161	23.160	23.416	328.2
9	1'31.596	18.671	26.245	23.229	23.451	329.2
10	1'52.224 P	18.711	26.948	27.138	39.427	328.2

Run #	Front Tyre	Slick-Medium	Rear Tyre	Slick-Hard		
		14 Laps at start		7 Laps at start		
11	5'29.057	15.868	31.599	24.413	27.057	299.1
12	1'31.895	18.802	26.347	23.317	23.429	329.2
13	1'31.089	18.613	26.080	23.135	23.261	330.2
14	1'31.023	18.584	26.134	23.058	23.247	330.2
15	1'31.162	18.627	26.014	23.194	23.327	329.2
16	1'31.198	18.631	26.040	23.121	23.406	329.2

16th 25 **Raul FERNANDEZ** APRILIA SPA
 CryptoDATA RNF MotoGP Team
 Runs=2 Total laps=14 Full laps=10 Valid laps=10

Run #	Front Tyre	Slick-Medium	Rear Tyre	Slick-Medium		
		**	8 Laps at start	**	4 Laps at start	
1	2'31.545	15.807	28.861	24.703	24.430	303.3
2	1'32.459	19.139	26.506	23.383	23.431	323.3
3	1'35.144	18.838	26.591	26.161	23.554	327.2
4	1'31.348	18.828	26.129	23.144	23.247	326.2
5	1'31.395	18.763	26.262	23.003	23.367	326.2
6	1'31.373	18.816	26.190	23.001	23.366	326.2
7	1'49.013 P	18.914	26.486	23.618	39.995	325.3

Run #	Front Tyre	missing data	Rear Tyre	missing data		
		**	Laps at start	**	Laps at start	
8	7'58.577	16.795	27.657	25.245	23.468	299.1
9	1'31.381	18.772	26.256	23.083	23.270	328.2
10	1'31.175	18.701	26.097	23.059	23.318	326.2
11	1'31.539	18.733	26.242	23.022	23.542	327.2
12	1'34.536	18.760	28.197	23.509	24.070	329.2
13	1'31.973	18.848	26.262	23.264	23.599	327.2
14	1'49.225 P	18.927	26.936	23.618	39.744	324.3

17th 21 **Franco MORBIDELLI** YAMAHA ITA
 Monster Energy Yamaha MotoGP
 Runs=2 Total laps=15 Full laps=11 Valid laps=9

Run #	Front Tyre	Slick-Medium	Rear Tyre	Slick-Medium		
		18 Laps at start		14 Laps at start		
11	6'55.951 *	16.808	27.327*	23.741	23.604	310.3
12	1'31.634 *	18.651	26.253*	23.232	23.498	327.2
13	1'31.216	18.753	26.078	23.040	23.345	329.2
14	1'31.273	18.700	26.095	23.123	23.355	328.2
15	2'01.484 P	21.586	31.303	29.780	38.815	260.2

18th 30 **Takaaki NAKAGAMI** HONDA JPN
 LCR Honda IDEMITSU
 Runs=2 Total laps=16 Full laps=12 Valid laps=11

Run #	Front Tyre	Slick-Medium	Rear Tyre	Slick-Hard		
		8 Laps at start		5 Laps at start		
1	1'56.723	16.553	30.333	26.794	25.035	241.6
2	1'39.286	19.095	27.621	28.616	23.954	321.4
3	1'32.592	18.838	26.521	23.555	23.678	309.4
4	1'32.007	18.763	26.563	23.174	23.507	301.6
5	1'31.793	18.709	26.378	23.209	23.497	319.5
6	1'31.893	18.693	26.466	23.181	23.553	315.7
7	1'31.734	18.751	26.413	23.083	23.487	310.3
8	1'31.231	18.703	26.092	23.108	23.328	325.3
9	1'46.641 P	18.696	26.070	24.413	37.462	325.3

Run #	Front Tyre	Slick-Medium	Rear Tyre	Slick-Hard		
		17 Laps at start		14 Laps at start		
10	5'40.008	17.314	29.214	23.991	23.823	240.0
11	1'32.103	18.747	26.473	23.457	23.426	324.3
12	1'31.290	18.684	26.134	23.127	23.345	326.2
13	1'39.371 *	19.778	30.157	25.921*	23.515	272.7
14	1'31.386	18.727	26.127	23.080	23.452	326.2
15	1'31.272	18.675	26.161	23.076	23.360	327.2
16	1'52.198 P	19.726	27.990	26.300	38.182	279.7

19th 36 **Joan MIR** HONDA SPA
 Repsol Honda Team
 Runs=2 Total laps=15 Full laps=11 Valid laps=10

Run #	Front Tyre	Slick-Medium	Rear Tyre	Slick-Hard		
		7 Laps at start		New Tyre		
1	2'18.103	16.891	28.597	24.412	24.050	274.1
2	1'32.394 *	18.950	26.607*	23.375	23.462	325.3
3	1'31.644	18.655	26.239	23.326	23.424	330.2
4	1'31.498	18.740	26.196	23.273	23.289	329.2
5	1'31.396	18.631	26.089	23.246	23.430	329.2
6	1'40.796	18.756	34.202	23.820	24.018	331.2
7	1'33.767	18.676	26.054	25.053	23.984	332.3

Fastest Lap: Maverick VIÑALES Aprilia Racing SPA 1'30.550 18.474 25.911 22.998 23.167

These data/results cannot be reproduced, stored and/or transmitted in whole or in part by any manner of electronic, mechanical, photocopying, recording, broadcasting or otherwise now known or herein after developed without the previous express consent by the copyright owner, except for reproduction in daily press and regular printed publications on sale to the public within 60 days of the event related to those data/results and always provided that copyright symbol appears together as follows below.
 © DORNA, 2023

Official MotoGP Timing by TISSOT
 www.motogp.com

Buriram, Saturday, October 28, 2023

Page 4 of 5



Free Practice Nr. 2

MotoGP

Lap	Lap Time		T1	T2	T3	T4	Speed	Lap	Lap Time	T1	T2	T3	T4	Speed	
8	1'50.473	P	20.514	27.122	23.883	38.954	311.2								
Run # 2	Front Tyre Slick-Medium		Rear Tyre Slick-Medium												
	15 Laps at start						4 Laps at start								
9	7'52.061		16.151	27.569	23.898	23.558	282.7								
10	1'31.940		18.722	26.296	23.501	23.421	326.2								
11	1'31.282		18.718	26.007	23.194	23.363	326.2								
12	1'31.530		18.732	26.170	23.175	23.453	325.3								
13	1'31.377		18.666	26.119	23.251	23.341	329.2								
14	1'31.435		18.673	25.999	23.207	23.556	329.2								
15	1'55.568	P	18.719	30.090	24.761	41.998	306.8								

20th 37 **Augusto FERNANDEZ** KTM SPA
GASGAS Factory Racing Tech3

Runs=2 Total laps=15 Full laps=11 Valid laps=11

Run #	Front Tyre	Slick-Medium	Rear Tyre	Slick-Hard										
	8 Laps at start			3 Laps at start										
1	1'58.462	16.340	29.126	26.031	24.657	250.5								
2	1'37.271	19.116	27.736	26.558	23.861	313.0								
3	1'32.709	18.911	26.431	23.674	23.693	325.3								
4	1'31.945	18.825	26.359	23.191	23.570	322.3								
5	1'31.831	18.700	26.412	23.237	23.482	323.3								
6	1'31.958	18.775	26.413	23.195	23.575	324.3								
7	1'32.263	18.765	26.315	23.156	24.027	327.2								
8	1'45.298	P	18.790	26.311	23.266	36.931	326.2							
Run # 2	Front Tyre Slick-Medium		Rear Tyre Slick-Medium											
	16 Laps at start						4 Laps at start							
9	8'02.833	15.681	28.136	24.305	23.782	283.4								
10	1'31.342	18.692	26.336	23.082	23.232	326.2								
11	1'31.364	18.678	26.231	23.076	23.379	327.2								
12	1'31.449	18.837	26.244	23.042	23.326	324.3								
13	1'37.224	19.935	30.244	23.286	23.759	298.3								
14	1'38.493	18.751	26.693	29.216	23.833	323.3								
15	1'40.388	P	18.747	26.415*	23.352	31.874	327.2							

21st 23 **Enea BASTIANINI** DUCATI ITA
Ducati Lenovo Team

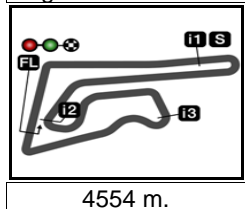
Runs=2 Total laps=11 Full laps=8 Valid laps=8

Run #	Front Tyre	Slick-Medium	Rear Tyre	Slick-Medium										
	8 Laps at start			4 Laps at start										
1	2'00.664	16.407	28.165	24.638	24.233	295.8								
2	1'33.781	18.830	26.680	24.017	24.254	328.2								
3	1'33.243	18.712	26.540	23.554	24.437	328.2								
4	1'31.947	18.769	26.427	23.227	23.524	328.2								
5	1'33.759	18.828	27.762	23.717	23.452	310.3								
6	1'31.572	18.651	26.229	23.183	23.509	331.2								
7	1'31.671	18.532	26.388	23.171	23.580	319.5								
8	1'48.219	P	19.642	27.025	23.567	37.985	285.7							
Run # 2	Front Tyre Slick-Medium		Rear Tyre Slick-Medium											
	16 Laps at start						12 Laps at start							
9	14'15.669	*	17.706	28.585*	23.824	23.808	257.7							
10	1'31.609		18.639	26.167	23.367	23.436	330.2							
11	1'31.391		18.574	26.214	23.176	23.427	331.2							

Fastest Lap: Maverick VIÑALES Aprilia Racing SPA **1'30.550** 18.474 25.911 22.998 23.167


These data/results cannot be reproduced, stored and/or transmitted in whole or in part by any manner of electronic, mechanical, photocopying, recording, broadcasting or otherwise now known or herein after developed without the previous express consent by the copyright owner, except for reproduction in daily press and regular printed publications on sale to the public within 60 days of the event related to those data/results and always provided that copyright symbol appears together as follows below.
© DORNA, 2023





OR THAILAND GRAND PRIX
Free Practice Nr. 2
Combined Practice Times

7

	Rider	Nation	Team	MOTORCYCLE	FP1	FP2	Gap
1	89 J.MARTIN	SPA	Prima Pramac Racing	DUCATI	1'30.520 18	1'30.809 11	
2	12 M.VIÑALES	SPA	Aprilia Racing	APRILIA	1'30.758 18	1'30.550 5	0.030 0.030
3	41 A.ESPARGARO	SPA	Aprilia Racing	APRILIA	1'31.171 16	1'30.591 14	0.071 0.041
4	1 F.BAGNAIA	ITA	Ducati Lenovo Team	DUCATI	1'31.507 19	1'30.598 15	0.078 0.007
5	20 F.QUARTARARO	FRA	Monster Energy Yamaha MotoGP	YAMAHA	1'31.650 19	1'30.617 13	0.097 0.019
6	88 M.OLIVEIRA	POR	CryptoDATA RNF MotoGP Team	APRILIA	1'32.121 6	1'30.660 15	0.140 0.043
7	72 M.BEZZECCHI	ITA	Mooney VR46 Racing Team	DUCATI	1'31.824 13	1'30.764 7	0.244 0.104
8	5 J.ZARCO	FRA	Prima Pramac Racing	DUCATI	1'31.913 7	1'30.795 13	0.275 0.031
9	49 F.DI GIANNANTO	ITA	Gresini Racing MotoGP	DUCATI	1'31.482 18	1'30.817 8	0.297 0.022
10	73 A.MARQUEZ	SPA	Gresini Racing MotoGP	DUCATI	1'31.486 6	1'30.822 5	0.302 0.005
11	33 B.BINDER	RSA	Red Bull KTM Factory Racing	KTM	1'31.755 17	1'30.964 11	0.444 0.142
12	44 P.ESPARGARO	SPA	GASGAS Factory Racing Tech3	KTM	1'31.012 18	1'30.966 4	0.446 0.002
13	43 J.MILLER	AUS	Red Bull KTM Factory Racing	KTM	1'31.682 18	1'30.996 16	0.476 0.030
14	93 M.MARQUEZ	SPA	Repsol Honda Team	HONDA	1'31.857 8	1'31.008 6	0.488 0.012
15	10 L.MARINI	ITA	Mooney VR46 Racing Team	DUCATI	1'31.789 19	1'31.023 14	0.503 0.015
16	25 R.FERNANDEZ	SPA	CryptoDATA RNF MotoGP Team	APRILIA	1'31.482 20	1'31.175 10	0.655 0.152
17	21 F.MORBIDELLI	ITA	Monster Energy Yamaha MotoGP	YAMAHA	1'31.270 18	1'31.216 13	0.696 0.041
18	30 T.NAKAGAMI	JPN	LCR Honda IDEMITSU	HONDA	1'31.599 16	1'31.231 8	0.711 0.015
19	36 J.MIR	SPA	Repsol Honda Team	HONDA	1'31.997 21	1'31.282 11	0.762 0.051
20	37 A.FERNANDEZ	SPA	GASGAS Factory Racing Tech3	KTM	1'31.343 21	1'31.342 10	0.822 0.060
21	23 E.BASTIANINI	ITA	Ducati Lenovo Team	DUCATI	1'31.853 19	1'31.391 11	0.871 0.049

Pole Position Record:	2022	Marco BEZZECCHI	1'29.671	182.8 Km/h
Best Race Lap:	2019	Marc MARQUEZ	1'30.904	180.3 Km/h
All Time Lap Record:	2022	Marco BEZZECCHI	1'29.671	182.8 Km/h

The results are provisional until the end of the limit for protest and appeals.

Time limit for protest expires 60' after publication of the results - Time:

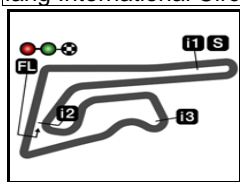
These data/results cannot be reproduced, stored and/or transmitted in whole or in part by any manner of electronic, mechanical, photocopying, recording, broadcasting or otherwise now known or herein after developed without the previous express consent by the copyright owner, except for reproduction in daily press and regular printed publications on sale to the public within 60 days of the event related to those data/results and always provided that copyright symbol appears together as follows below.

© DORNA, 2023

Official MotoGP Timing by TISSOT
 www.motogp.com

Buriram, Saturday, October 28, 2023





4554 m.

OR THAILAND GRAND PRIX

Free Practice Nr. 2

Best Partial Times

MotoGP™

IT Ideal Lap Time, sum of the best partial times

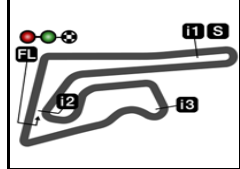
BT Best Lap Time

T1		T2		T3		T4				IT		BT
Pos	Rider	Time	Rider	Time	Rider	Time	Rider	Time	Pos	Rider	IT	BT
1	M.BEZZECCHI	18.452	M.BEZZECCHI	25.825	A.ESPARGARO	22.859	F.QUARTARARO	23.066	1	M.VIÑALES	1'30.433	1'30.550 (1)
2	M.VIÑALES	18.474	M.VIÑALES	25.867	M.OLIVEIRA	22.917	F.BAGNAIA	23.100	2	F.BAGNAIA	1'30.501	1'30.598 (3)
3	P.ESPARGARO	18.513	A.ESPARGARO	25.867	M.VIÑALES	22.925	A.MARQUEZ	23.139	3	F.QUARTARAR	1'30.517	1'30.617 (4)
4	M.MARQUEZ	18.527	J.MARTIN	25.869	F.DI GIANNANTO	22.941	J.MARTIN	23.152	4	A.ESPARGAR	1'30.548	1'30.591 (2)
5	F.BAGNAIA	18.528	F.BAGNAIA	25.900	J.ZARCO	22.951	M.VIÑALES	23.167	5	M.BEZZECCHI	1'30.573	1'30.764 (6)
6	F.QUARTARARO	18.530	M.OLIVEIRA	25.907	F.BAGNAIA	22.973	B.BINDER	23.182	6	M.OLIVEIRA	1'30.615	1'30.660 (5)
7	B.BINDER	18.530	J.ZARCO	25.915	J.MILLER	22.975	F.DI GIANNANTO	23.190	7	J.ZARCO	1'30.627	1'30.795 (7)
8	E.BASTIANINI	18.532	J.MILLER	25.915	F.QUARTARARO	22.988	J.ZARCO	23.216	8	J.MARTIN	1'30.641	1'30.809 (8)
9	M.OLIVEIRA	18.537	A.MARQUEZ	25.916	R.FERNANDEZ	23.001	M.MARQUEZ	23.224	9	A.MARQUEZ	1'30.752	1'30.822 (10)
10	A.ESPARGARO	18.544	F.QUARTARARO	25.933	B.BINDER	23.017	A.FERNANDEZ	23.232	10	B.BINDER	1'30.793	1'30.964 (11)
11	J.ZARCO	18.545	M.MARQUEZ	25.964	F.MORBIDELLI	23.040	M.BEZZECCHI	23.237	11	F.DI GIANNAN	1'30.817	1'30.817 (9)
12	J.MARTIN	18.559	J.MIR	25.999	A.FERNANDEZ	23.042	P.ESPARGARO	23.239	12	M.MARQUEZ	1'30.833	1'31.008 (14)
13	A.MARQUEZ	18.581	L.MARINI	26.014	L.MARINI	23.058	L.MARINI	23.247	13	P.ESPARGAR	1'30.902	1'30.966 (12)
14	L.MARINI	18.584	F.DI GIANNANTO	26.034	M.BEZZECCHI	23.059	R.FERNANDEZ	23.247	14	L.MARINI	1'30.903	1'31.023 (15)
15	J.MIR	18.631	B.BINDER	26.064	J.MARTIN	23.061	M.OLIVEIRA	23.254	15	J.MILLER	1'30.919	1'30.996 (13)
16	F.MORBIDELLI	18.651	T.NAKAGAMI	26.070	P.ESPARGARO	23.074	A.ESPARGARO	23.278	16	R.FERNANDEZ	1'31.046	1'31.175 (16)
17	F.DI GIANNANTO	18.652	F.MORBIDELLI	26.072	T.NAKAGAMI	23.076	J.MIR	23.289	17	F.MORBIDELLI	1'31.083	1'31.216 (17)
18	J.MILLER	18.670	P.ESPARGARO	26.076	A.MARQUEZ	23.116	F.MORBIDELLI	23.320	18	J.MIR	1'31.094	1'31.282 (19)
19	T.NAKAGAMI	18.675	R.FERNANDEZ	26.097	M.MARQUEZ	23.118	T.NAKAGAMI	23.328	19	T.NAKAGAMI	1'31.149	1'31.231 (18)
20	A.FERNANDEZ	18.678	E.BASTIANINI	26.167	E.BASTIANINI	23.171	J.MILLER	23.359	20	A.FERNANDEZ	1'31.183	1'31.342 (20)
21	R.FERNANDEZ	18.701	A.FERNANDEZ	26.231	J.MIR	23.175	E.BASTIANINI	23.427	21	E.BASTIANINI	1'31.297	1'31.391 (21)

These data/results cannot be reproduced, stored and/or transmitted in whole or in part by any manner of electronic, mechanical, photocopying, recording, broadcasting or otherwise now known or herein after developed without the previous express consent by the copyright owner, except for reproduction in daily press and regular printed publications on sale to the public within 60 days of the event related to those data/results and always provided that copyright symbol appears together as follows below.
© DORNA, 2023

Official MotoGP Timing by **TISSOT**
www.motogp.com





4554 m.

OR THAILAND GRAND PRIX

Free Practice Nr. 2

Fastest Laps Sequence

<i>Practice Time</i>	 <i>Rider</i>	<i>Nation</i>	<i>Motorcycle</i>	<i>Time</i>	<i>Km/h</i>	<i>Rider's Lap</i>
3'18.550	10 Luca MARINI	ITA	DUCATI	1'34.584	173.3	2
3'18.868	73 Alex MARQUEZ	SPA	DUCATI	1'33.333	175.6	2
3'40.982	33 Brad BINDER	RSA	KTM	1'32.720	176.8	2
3'47.735	88 Miguel OLIVEIRA	POR	APRILIA	1'32.616	177.0	2
3'49.374	1 Francesco BAGNAIA	ITA	DUCATI	1'32.257	177.7	2
3'53.287	89 Jorge MARTIN	SPA	DUCATI	1'32.048	178.1	2
3'53.667	41 Aleix ESPARGARO	SPA	APRILIA	1'31.788	178.6	2
4'50.467	73 Alex MARQUEZ	SPA	DUCATI	1'31.599	178.9	3
5'29.891	12 Maverick VIÑALES	SPA	APRILIA	1'31.276	179.6	3
6'21.538	73 Alex MARQUEZ	SPA	DUCATI	1'31.071	180.0	4
6'45.392	44 Pol ESPARGARO	SPA	KTM	1'30.966	180.2	4
7'25.215	20 Fabio QUARTARARO	FRA	YAMAHA	1'30.906	180.3	4
7'52.360	73 Alex MARQUEZ	SPA	DUCATI	1'30.822	180.5	5
8'31.429	12 Maverick VIÑALES	SPA	APRILIA	1'30.550	181.0	5

These data/results cannot be reproduced, stored and/or transmitted in whole or in part by any manner of electronic, mechanical, photocopying, recording, broadcasting or otherwise now known or herein after developed without the previous express consent by the copyright owner, except for reproduction in daily press and regular printed publications on sale to the public within 60 days of the event related to those data/results and always provided that copyright symbol appears together as follows below.

© DORNA, 2023

Official MotoGP Timing by TISSOT
www.motogp.com

Buriram, Saturday, October 28, 2023

