


5543 m.

PETRONAS GRAND PRIX OF MALAYSIA

Race

Classification after 15 laps = 83.145 km

29

Pos		Rider	Nation	Team	Motorcycle	Total Time	Km/h	Gap
1	25	95 Collin VEIJER	NED	Liqui Moly Husqvarna Intact GP	HUSQVARNA	33'30.072	148.9	
2	20	71 Ayumu SASAKI	JPN	Liqui Moly Husqvarna Intact GP	HUSQVARNA	33'30.138	148.9	0.066
3	16	5 Jaume MASIA	SPA	Leopard Racing	HONDA	33'30.400	148.8	0.328
4	13	48 Ivan ORTOLÁ	SPA	Angeluss MTA Team	KTM	33'36.902	148.4	6.830
5	11	44 David MUÑOZ	SPA	BOE Motorsports	KTM	33'36.950	148.4	6.878
6	10	31 Adrian FERNANDEZ	SPA	Leopard Racing	HONDA	33'37.263	148.3	7.191
7	9	43 Xavier ARTIGAS	SPA	CFMOTO Racing PruestelGP	CFMOTO	33'37.426	148.3	7.354
8	8	66 Joel KELSO	AUS	CFMOTO Racing PruestelGP	CFMOTO	33'37.472	148.3	7.400
9	7	7 Filippo FARIOLI	ITA	Red Bull KTM Tech3	KTM	33'41.247	148.0	11.175
10	6	6 Ryusei YAMANAKA	JPN	Gaviota GASGAS Aspar Team	GASGAS	33'41.359	148.0	11.287
11	5	18 Matteo BERTELLE	ITA	Rivacold Snipers Team	HONDA	33'41.513	148.0	11.441
12	4	53 Deniz ÖNCÜ	TUR	Red Bull KTM Ajo	KTM	33'44.167	147.8	14.095
13	3	21 Vicente PEREZ	SPA	BOE Motorsports	KTM	33'44.562	147.8	14.490
14	2	19 Scott OGDEN	GBR	VisionTrack Racing Team	HONDA	33'45.672	147.7	15.600
15	1	70 Joshua WHATLEY	GBR	VisionTrack Racing Team	HONDA	33'47.220	147.6	17.148
16		82 Stefano NEPA	ITA	Angeluss MTA Team	KTM	33'47.267	147.6	17.195
17		20 Lorenzo FELLON	FRA	CIP Green Power	KTM	33'47.323	147.6	17.251
18		38 David SALVADOR	SPA	CIP Green Power	KTM	34'05.482	146.3	35.410
19		64 Mario AJI	INA	Honda Team Asia	HONDA	34'05.589	146.3	35.517
20		63 Syarifuddin AZMAN	MAL	MT Helmets - MSI	KTM	34'25.180	144.9	55.108
Not classified								
		99 José Antonio RUEDA	SPA	Red Bull KTM Ajo	KTM	26'48.919	148.8	3 laps
		27 Kaito TOBA	JPN	SIC58 Squadra Corse	HONDA	24'37.621	148.5	4 laps
		80 David ALONSO	COL	Gaviota GASGAS Aspar Team	GASGAS	13'37.294	122.0	10 laps
		10 Diogo MOREIRA	BRA	MT Helmets - MSI	KTM	8'59.617	147.9	11 laps
		54 Riccardo ROSSI	ITA	SIC58 Squadra Corse	HONDA	8'59.853	147.8	11 laps
		96 Daniel HOLGADO	SPA	Red Bull KTM Tech3	KTM	9'00.141	147.7	11 laps
		72 Taiyo FURUSATO	JPN	Honda Team Asia	HONDA	9'01.425	147.4	11 laps
		55 Romano FENATI	ITA	Rivacold Snipers Team	HONDA	6'46.992	147.0	12 laps

The results are provisional until the end of the limit for protest and appeals.

Time limit for protest expires 60' after publication of the results - Time:

These data/results cannot be reproduced, stored and/or transmitted in whole or in part by any manner of electronic, mechanical, photocopying, recording, broadcasting or otherwise now known or herein after developed without the previous express consent by the copyright owner, except for reproduction in daily press and regular printed publications on sale to the public within 60 days of the event related to those data/results and always provided that copyright symbol appears together as follows below.

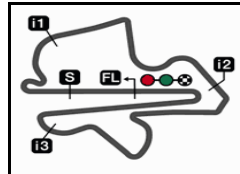
© DORNA, 2023

Official MotoGP Timing by TISSOT
www.motogp.com

Sepang, Sunday, November 12, 2023

Page 1 of 2






5543 m.

PETRONAS GRAND PRIX OF MALAYSIA

Race

Classification after 15 laps = 83.145 km

29

Pos	 Rider	Nation	Team	Motorcycle	Total Time	Km/h	Gap
-----	---	--------	------	------------	------------	------	-----

Race condition: Dry
 Air: 32°
 Humidity: 73%
 Ground: 47°

Pole Position:		Jaume MASIA	2'10.846	152.5 Km/h
Fastest Lap (New record):	Lap 2	Ayumu SASAKI	2'12.268	150.8 Km/h
Best Race Lap:	2022	Ayumu SASAKI	2'12.671	150.4 Km/h
All Time Lap Record:	2023	Jaume MASIA	2'10.846	152.5 Km/h

11:45'00

12:00'00

12:03'45

12:04'38 -

- 12:11'15 Romano FENATI
- 12:13'29 Daniel HOLGADO
- 12:13'29 David ALONSO
- 12:13'29 Riccardo ROSSI
- 12:13'29 Diogo MOREIRA
- 12:14'18 Taiyo FURUSATO
- 12:14'57 David ALONSO
- 12:17'21 David ALONSO
- 12:29'32 Kaito TOBA
- 12:30'18 Syarifuddin AZMAN
- 12:30'46 Syarifuddin AZMAN
- 12:32'40 José Antonio RUEDA
- 12:32'40 Deniz ÖNCÜ
- 12:32'50 Deniz ÖNCÜ

SIGHTING LAP START

WARM UP LAP START

RACE START

No jump starts

- crashed out - Rider OK
- crashed out - Rider OK
- crashed out - Rider OK
- crashed out - Rider OK
- crashed out - Rider OK
- crashed out - Rider OK
- re-joined race
- entered pits and retired
- crashed out - Rider OK
- crashed out - Rider OK
- re-joined race
- crashed out - Rider OK
- crashed out - Rider OK
- re-joined race

The results are provisional until the end of the limit for protest and appeals.

Time limit for protest expires 60' after publication of the results - Time:

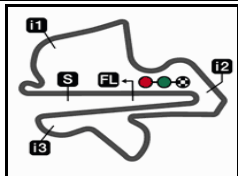
These data/results cannot be reproduced, stored and/or transmitted in whole or in part by any manner of electronic, mechanical, photocopying, recording, broadcasting or otherwise now known or herein after developed without the previous express consent by the copyright owner, except for reproduction in daily press and regular printed publications on sale to the public within 60 days of the event related to those data/results and always provided that copyright symbol appears together as follows below.

© DORNA, 2023

Official MotoGP Timing by **TISSOT**
 www.motogp.com

Sepang, Sunday, November 12, 2023





PETRONAS GRAND PRIX OF MALAYSIA

5543 m.

World Championship Classification

30

Rider		Points	Leader	Previous	POR	ARG	AME	SPA	FRA	ITA	GER	NED	GBR	AUT	CAT	RSM	IND	JPN	INA	AUS	THA	MAL	QAT	VAL
1 MASIA Jaume	SPA	246			11	-	20	16	16	11	10	25	0	-	20	20	25	25	10	8	13	16		
2 SASAKI Ayumu	JPN	233	13	13	10	-	-	13	20	16	20	20	20	16	13	9	16	20	0	20	-	20		
3 ALONSO David	COL	205	41	28	-	2	8	20	8	13	11	3	25	0	25	25	11	9	20	-	25	-		
4 HOLGADO Daniel	SPA	205	41	0	25	13	11	10	25	25	16	0	16	20	0	0	13	16	2	3	10	-		
5 ÖNCÜ Deniz	TUR	195	51	10	6	0	10	7	10	20	25	16	5	25	5	16	2	-	8	25	11	4		
6 ORTOLÁ Ivan	SPA	170	76	25	-	0	25	25	13	5	13	13	13	11	-	8	8	11	7	-	5	13		
7 MOREIRA Diogo	BRA	131	115	39	16	20	13	6	-	9	9	4	9	8	0	4	3	2	25	-	3	-		
8 VEIJER Collin	NED	130	116	1	4	0	3	0	1	10	-	9	7	13	-	11	-	5	13	13	16	25		
9 MUÑOZ David	SPA	113	133	17	20	0	-	-	-	-	4	11	11	7	-	13	10	10	16	-	-	11		
10 RUEDA José Antonio	SPA	111	135	2	13	0	6	11	7	2	3	10	8	5	16	7	6	6	11	0	0	-		
11 NEPA Stefano	ITA	100	146	11	9	10	-	1	6	7	7	6	4	6	11	3	7	13	6	4	0	0		
12 TOBA Kaito	JPN	97	149	3	5	9	5	-	4	6	2	5	2	2	9	10	20	8	4	0	6	-		
13 YAMANAKA Ryusei	JPN	77	169	20	0	7	7	0	11	1	8	1	1	9	7	2	1	7	1	1	7	6		
14 ARTIGAS Xavier	SPA	76	170	1	8	8	16	9	9	-	5	2	0	0	4	0	4	-	0	0	2	9		
15 ROSSI Riccardo	ITA	66	180	10	1	-	1	-	0	8	0	0	3	10	10	0	9	3	3	10	8	-		
16 FURUSATO Taiyo	JPN	56	190	10	0	0	0	0	-	-	6	0	0	0	3	5	-	4	9	9	20	-		
17 SUZUKI Tatsuki	JPN	50	196	6	2	25	-	8	3	-	-	-	-	3	8	1	-	-	-	-	-	-		
18 KELSO Joel	AUS	48	198	2	7	-	-	0	5	-	0	7	0	0	-	0	-	1	0	16	4	8		
19 BERTELLE Matteo	ITA	47	199	1	0	4	-	3	0	4	-	0	-	4	6	0	-	-	5	7	9	5		
20 SALVADOR David	SPA	31	215	16	3	6	9	-	2	0	0	0	10	1	0	-	-	-	-	-	0	0		
21 FENATI Romano	ITA	30	216	1	0	3	0	5	0	0	0	8	6	0	2	6	-	-	-	-	-	-		
22 OGDEN Scott	GBR	23	223	7	-	11	2	4	-	3	0	0	0	0	1	0	-	0	-	-	0	2		

These data/results cannot be reproduced, stored and/or transmitted in whole or in part by any manner of electronic, mechanical, photocopying, recording, broadcasting or otherwise now known or herein after developed without the previous express consent by the copyright owner, except for reproduction in daily press and regular printed publications on sale to the public within 60 days of the event related to those data/results and always provided that copyright symbol appears together as follows below.
© DORNA, 2023

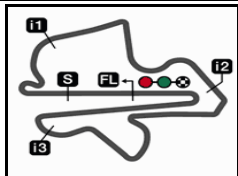
Official MotoGP Timing by TISSOT
www.motogp.com

Sepang, Sunday, November 12, 2023

Page 1 of 3







PETRONAS GRAND PRIX OF MALAYSIA

5543 m.

World Championship Classification

30

Rider		Points	Leader	Previous	POR	ARG	AME	SPA	FRA	ITA	GER	NED	GBR	AUT	CAT	RSM	IND	JPN	INA	AUS	THA	MAL	QAT	VAL
23 FERNANDEZ Adrian	SPA	22	224	1	-	-	-	-	-	-	0	-	-	-	-	-	-	-	-	11	1	10		
24 MIGNO Andrea	ITA	17	229	5	-	16	0	0	-	0	1	0	-	-	-	-	-	-	-	-	-	-	-	-
25 FARIOLI Filippo	ITA	14	232	3	-	0	0	2	0	-	0	0	0	0	-	0	5	0	0	-	0	7		
26 FELLON Lorenzo	FRA	6	240	8	-	-	-	-	-	-	-	-	0	0	0	0	0	0	0	6	0	0		
27 AZMAN Syarifuddin	MAL	5	241	1	0	5	-	0	-	-	-	-	-	0	0	0	0	0	0	-	0	0		
28 CARRARO Nicola Fabio	ITA	5	241	0	-	-	-	-	-	-	-	-	-	-	-	-	-	-	0	5	0	-		
29 AJI Mario	INA	4	242	1	0	-	4	0	0	0	0	0	0	0	0	0	0	0	0	-	0	0		
30 WHATLEY Joshua	GBR	4	242	0	0	1	-	0	0	0	0	-	0	0	0	0	0	0	0	2	0	1		
31 PEREZ Vicente	SPA	3	243	1	-	-	-	-	-	-	-	-	-	-	-	-	-	-	-	-	0	3		
32 ALMANSA David	SPA	0	246	3	-	0	0	0	-	-	-	-	-	-	0	-	-	0	-	-	-	-		
33 ADITAMA Arbi	INA	0	246	0	-	-	-	-	-	-	-	-	-	-	-	-	-	-	0	-	-	-		
34 BUASRI Tatchakorn	THA	0	246	0	-	-	-	-	-	-	0	-	-	0	0	-	-	-	-	-	0	-		
35 CARRASCO Ana	SPA	0	246	0	0	0	0	0	0	0	0	0	0	0	0	0	0	0	-	-	-	-		
36 LUNETTA Luca	ITA	0	246	0	-	-	-	-	-	0	-	-	-	-	-	-	-	-	-	-	-	-		
37 SHAHRIL Danial	MAL	0	246	0	-	-	-	-	-	-	0	-	-	-	-	-	0	-	-	-	-	-		
38 DETTWILER Noah	SWI	0	246	0	-	-	-	-	-	-	-	-	-	0	-	-	-	-	0	-	-	-		
39 KEANKUM Krittapat	THA	0	246	0	-	-	-	-	-	-	-	-	-	-	-	-	-	-	-	-	0	-		

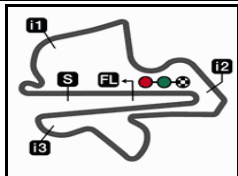
These data/results cannot be reproduced, stored and/or transmitted in whole or in part by any manner of electronic, mechanical, photocopying, recording, broadcasting or otherwise now known or herein after developed without the previous express consent by the copyright owner, except for reproduction in daily press and regular printed publications on sale to the public within 60 days of the event related to those data/results and always provided that copyright symbol appears together as follows below.
© DORNA, 2023

Official MotoGP Timing by TISSOT
www.motogp.com

Sepang, Sunday, November 12, 2023

Page 2 of 3





PETRONAS GRAND PRIX OF MALAYSIA

5543 m.

World Championship Classification

30

Constructor	Points	Leader	Previous	POR	ARG	AME	SPA	FRA	ITA	GER	NED	GBR	AUT	CAT	RSM	IND	JPN	INA	AUS	THA	MAL	QAT	VAL
1 KTM	362			25	20	25	25	25	25	25	16	16	25	16	16	13	16	25	25	11	13		
2 HONDA	297	65	65	11	25	20	16	16	11	10	25	6	10	20	20	25	25	10	11	20	16		
3 HUSQVARNA	272	90	25	10	-	3	13	20	16	20	20	20	16	13	11	16	20	13	20	16	25		
4 GASGAS	229	133	43	-	7	8	20	11	13	11	3	25	9	25	25	11	9	20	1	25	6		
5 CFMOTO	100	262	129	8	8	16	9	9	-	5	7	-	-	4	-	4	1	-	16	4	9		

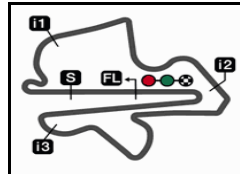
Team	Points	Leader	Previous	POR	ARG	AME	SPA	FRA	ITA	GER	NED	GBR	AUT	CAT	RSM	IND	JPN	INA	AUS	THA	MAL	QAT	VAL
1 LIQUI MOLY HUSQVARNA INTACT GP	363			14	-	3	13	21	26	20	29	27	29	13	20	16	25	13	33	16	45		
2 LEOPARD RACING	318	45	45	13	25	20	24	19	11	10	25	-	3	28	21	25	25	10	19	14	26		
3 RED BULL KTM AJO	306	57	12	19	-	16	18	17	22	28	26	13	30	21	23	8	6	19	25	11	4		
4 GAVIOTA GASGAS ASPAR TEAM	282	81	24	-	9	15	20	19	14	19	4	26	9	32	27	12	16	21	1	32	6		
5 ANGELUSS MTA TEAM	270	93	12	9	10	25	26	19	12	20	19	17	17	11	11	15	24	13	4	5	13		
6 RED BULL KTM TECH3	219	144	51	25	13	11	12	25	25	16	-	16	20	-	-	18	16	2	3	10	7		
7 SIC58 SQUADRA CORSE	163	200	56	6	9	6	-	4	14	2	5	5	12	19	10	29	11	7	10	14	-		
8 MT HELMETS - MSI	136	227	27	16	25	13	6	-	9	9	4	9	8	-	4	3	2	25	-	3	-		
9 CFMOTO RACING PRUESTELGP	124	239	12	15	8	16	9	14	-	5	9	-	-	4	-	4	1	-	16	6	17		
10 BOE MOTORSPORTS	116	247	8	20	-	-	-	-	-	4	11	11	7	-	13	10	10	16	-	-	14		
11 RIVACOLD SNIPERS TEAM	82	281	34	-	7	-	8	-	4	-	8	6	4	8	6	-	-	5	12	9	5		
12 HONDA TEAM ASIA	60	303	22	-	-	4	-	-	-	6	-	-	-	3	5	-	4	9	9	20	-		
13 CIP GREEN POWER	54	309	6	3	22	9	-	2	-	1	-	10	1	-	-	-	-	-	6	-	-		
14 VISIONTRACK RACING TEAM	27	336	27	-	12	2	4	-	3	-	-	-	-	1	-	-	-	-	2	-	3		

These data/results cannot be reproduced, stored and/or transmitted in whole or in part by any manner of electronic, mechanical, photocopying, recording, broadcasting or otherwise now known or herein after developed without the previous express consent by the copyright owner, except for reproduction in daily press and regular printed publications on sale to the public within 60 days of the event related to those data/results and always provided that copyright symbol appears together as follows below.

© DORNA, 2023

Official MotoGP Timing by TISSOT
www.motogp.com





5543 m.

PETRONAS GRAND PRIX OF MALAYSIA
Race
Lap Chart

31

Pos	1	2	3	4	5	6	7	8	9	10	11	12	13	14	15	16	17	18	19	20	21	22	23	24	25	26	27	28
Grid	5	95	18	48	71	99	66	44	53	10	55	6	43	54	96	7	21	31	64	72	80	19	38	20	27	82	70	63



1	5	95	53	71	48	44	99	10	18	66	55	80	54	96	6	43	31	38	72	27	7	21	63	20	82	70	19	64
2	5	71	95	53	44	48	99	18	10	80	66	54	96	55	6	43	72	31	27	38	7	21	82	20	63	19	70	64
3	71	5	53	95	44	99	48	10	18	80	54	66	96	55	6	72	43	31	27	7	21	82	20	63	38	19	70	64
4	71	53	5	95	44	99	48	18	10	80	54	96	6	66	72	31	27	43	7	82	20	63	19	21	70	38	64	
5	71	44	95	53	5	18	99	48	66	31	43	27	7	6	82	20	21	63	19	70	38	64	80					
6	71	95	18	5	53	44	99	48	66	31	43	27	6	7	21	82	20	63	19	70	38	64						
7	71	5	95	18	53	99	48	44	66	31	27	43	6	7	21	20	19	82	63	70	38	64						
8	5	71	95	53	18	99	48	44	66	31	27	43	7	6	21	20	19	63	82	70	38	64						
9	71	5	95	53	18	99	48	44	66	27	43	31	6	7	21	20	19	63	82	70	38	64						
10	5	71	95	53	18	99	48	44	27	66	43	31	6	7	21	19	20	63	82	70	38	64						
L	11	95	71	53	5	18	99	48	44	27	66	43	31	7	6	21	19	20	63	82	70	38	64					
a	12	71	95	5	53	18	99	48	44	43	66	31	6	7	21	19	20	82	70	64	38	63						
P	13	5	71	95	48	44	43	66	31	18	6	7	53	21	19	82	20	70	64	38	63							
S	14	71	95	5	48	44	43	66	31	18	6	7	53	21	19	82	70	20	64	38	63							
	15	95	71	5	48	44	31	43	66	7	6	18	53	21	19	70	82	20	38	64	63							

Winner Lapped rider

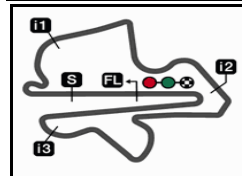
These data/results cannot be reproduced, stored and/or transmitted in whole or in part by any manner of electronic, mechanical, photocopying, recording, broadcasting or otherwise now known or herein after developed without the previous express consent by the copyright owner, except for reproduction in daily press and regular printed publications on sale to the public within 60 days of the event related to those data/results and always provided that copyright symbol appears together as follows below.

© DORNA, 2023

Official MotoGP Timing by TISSOT
 www.motogp.com

Sepang, Sunday, November 12, 2023





5543 m.

PETRONAS GRAND PRIX OF MALAYSIA

Race

Fastest Lap of Each Rider

32

	Rider	Nation	Team	Motorcycle	Time	Lap Total	Gap
1	71 Ayumu SASAKI	JPN	Liqui Moly Husqvarna Intact GP	HUSQVARNA	2'12.268	2 15	
2	99 José Antonio RUEDA	SPA	Red Bull KTM Ajo	KTM	2'12.487	3 12	0.219 0.219
3	80 David ALONSO	COL	Gaviota GASGAS Aspar Team	GASGAS	2'12.507	2 5	0.239 0.020
4	54 Riccardo ROSSI	ITA	SIC58 Squadra Corse	HONDA	2'12.515	3 4	0.247 0.008
5	10 Diogo MOREIRA	BRA	MT Helmets - MSI	KTM	2'12.572	3 4	0.304 0.057
6	5 Jaume MASIA	SPA	Leopard Racing	HONDA	2'12.588	2 15	0.320 0.016
7	18 Matteo BERTELLE	ITA	Rivacold Snipers Team	HONDA	2'12.623	2 15	0.355 0.035
8	44 David MUÑOZ	SPA	BOE Motorsports	KTM	2'12.643	2 15	0.375 0.020
9	72 Taiyo FURUSATO	JPN	Honda Team Asia	HONDA	2'12.657	2 4	0.389 0.014
10	96 Daniel HOLGADO	SPA	Red Bull KTM Tech3	KTM	2'12.665	2 4	0.397 0.008
11	66 Joel KELSO	AUS	CFMOTO Racing PruestelGP	CFMOTO	2'12.678	3 15	0.410 0.013
12	95 Collin VEIJER	NED	Liqui Moly Husqvarna Intact GP	HUSQVARNA	2'12.724	2 15	0.456 0.046
13	53 Deniz ÖNCÜ	TUR	Red Bull KTM Ajo	KTM	2'12.738	2 15	0.470 0.014
14	6 Ryusei YAMANAKA	JPN	Gaviota GASGAS Aspar Team	GASGAS	2'12.751	3 15	0.483 0.013
15	48 Ivan ORTOLÁ	SPA	Angeluss MTA Team	KTM	2'12.795	3 15	0.527 0.044
16	55 Romano FENATI	ITA	Rivacold Snipers Team	HONDA	2'12.801	3 3	0.533 0.006
17	31 Adrian FERNANDEZ	SPA	Leopard Racing	HONDA	2'12.998	2 15	0.730 0.197
18	27 Kaito TOBA	JPN	SIC58 Squadra Corse	HONDA	2'13.031	2 11	0.763 0.033
19	43 Xavier ARTIGAS	SPA	CFMOTO Racing PruestelGP	CFMOTO	2'13.095	2 15	0.827 0.064
20	7 Filippo FARIOLI	ITA	Red Bull KTM Tech3	KTM	2'13.153	2 15	0.885 0.058
21	21 Vicente PEREZ	SPA	BOE Motorsports	KTM	2'13.406	2 15	1.138 0.253
22	38 David SALVADOR	SPA	CIP Green Power	KTM	2'13.500	2 15	1.232 0.094
23	82 Stefano NEPA	ITA	Angeluss MTA Team	KTM	2'13.568	2 15	1.300 0.068
24	63 Syarifuddin AZMAN	MAL	MT Helmets - MSI	KTM	2'13.755	3 15	1.487 0.187
25	20 Lorenzo FELLON	FRA	CIP Green Power	KTM	2'13.757	3 15	1.489 0.002
26	19 Scott OGDEN	GBR	VisionTrack Racing Team	HONDA	2'13.766	2 15	1.498 0.009
27	64 Mario AJI	INA	Honda Team Asia	HONDA	2'13.965	3 15	1.697 0.199
28	70 Joshua WHATLEY	GBR	VisionTrack Racing Team	HONDA	2'14.014	2 15	1.746 0.049

These data/results cannot be reproduced, stored and/or transmitted in whole or in part by any manner of electronic, mechanical, photocopying, recording, broadcasting or otherwise now known or herein after developed without the previous express consent by the copyright owner, except for reproduction in daily press and regular printed publications on sale to the public within 60 days of the event related to those data/results and always provided that copyright symbol appears together as follows below.

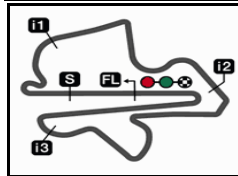
© DORNA, 2023

Official MotoGP Timing by TISSOT
www.motogp.com

Sepang, Sunday, November 12, 2023

motoEJ™





5543 m.

PETRONAS GRAND PRIX OF MALAYSIA

After the Race

Event Best Maximum Speed

33



Rider	Nation	Team	Motorcycle	Km/h	
54 Riccardo ROSSI	ITA	SIC58 Squadra Corse	HONDA	233.2	Race
66 Joel KELSO	AUS	CFMOTO Racing PruestelGP	CFMOTO	232.7	Race
99 José Antonio RUEDA	SPA	Red Bull KTM Ajo	KTM	232.7	Race
95 Collin VEIJER	NED	Liqui Moly Husqvarna Intact GP	HUSQVARNA	231.7	Race
27 Kaito TOBA	JPN	SIC58 Squadra Corse	HONDA	231.7	Race
43 Xavier ARTIGAS	SPA	CFMOTO Racing PruestelGP	CFMOTO	231.7	Race
44 David MUÑOZ	SPA	BOE Motorsports	KTM	231.2	Race
5 Jaume MASIA	SPA	Leopard Racing	HONDA	231.2	Race
10 Diogo MOREIRA	BRA	MT Helmets - MSI	KTM	231.2	Race
21 Vicente PEREZ	SPA	BOE Motorsports	KTM	231.2	Race
20 Lorenzo FELLON	FRA	CIP Green Power	KTM	231.2	Race
82 Stefano NEPA	ITA	Angeluss MTA Team	KTM	231.2	Practice Nr. 2
63 Syarifuddin AZMAN	MAL	MT Helmets - MSI	KTM	231.2	Race
31 Adrian FERNANDEZ	SPA	Leopard Racing	HONDA	230.7	Practice Nr. 2
18 Matteo BERTELLE	ITA	Rivacold Snipers Team	HONDA	230.2	Race
72 Taiyo FURUSATO	JPN	Honda Team Asia	HONDA	230.2	Practice Nr. 1
48 Ivan ORTOLÁ	SPA	Angeluss MTA Team	KTM	230.2	Race
96 Daniel HOLGADO	SPA	Red Bull KTM Tech3	KTM	230.2	Race
19 Scott OGDEN	GBR	VisionTrack Racing Team	HONDA	229.7	Race
80 David ALONSO	COL	Gaviota GASGAS Aspar Team	GASGAS	229.7	Race
38 David SALVADOR	SPA	CIP Green Power	KTM	229.2	Qualifying Nr. 1
53 Deniz ÖNCÜ	TUR	Red Bull KTM Ajo	KTM	229.2	Race
7 Filippo FARIOLI	ITA	Red Bull KTM Tech3	KTM	229.2	Race
70 Joshua WHATLEY	GBR	VisionTrack Racing Team	HONDA	229.2	Qualifying Nr. 1
71 Ayumu SASAKI	JPN	Liqui Moly Husqvarna Intact GP	HUSQVARNA	229.2	Race
6 Ryusei YAMANAKA	JPN	Gaviota GASGAS Aspar Team	GASGAS	228.8	Practice Nr. 1
55 Romano FENATI	ITA	Rivacold Snipers Team	HONDA	226.4	Race
64 Mario AJI	INA	Honda Team Asia	HONDA	225.4	Race

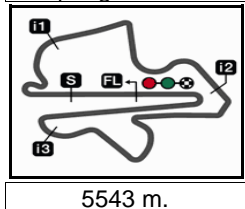
These data/results cannot be reproduced, stored and/or transmitted in whole or in part by any manner of electronic, mechanical, photocopying, recording, broadcasting or otherwise now known or herein after developed without the previous express consent by the copyright owner, except for reproduction in daily press and regular printed publications on sale to the public within 60 days of the event related to those data/results and always provided that copyright symbol appears together as follows below.

© DORNA, 2023

Official MotoGP Timing by TISSOT
www.motogp.com

Sepang, Sunday, November 12, 2023





PETRONAS GRAND PRIX OF MALAYSIA

Race

Chronological Analysis of Performances

34

* Lap / Sector time cancelled T1 Time from finish line to 1st intermediate T3 Time from 2nd intermed. to 3rd intermed.
 P Crossing the finish line in pit lane T2 Time from 1st intermed. to 2nd intermed. T4 Time from 3rd intermediate to finish line

Lap	Lap Time	T1	T2	T3	T4	Speed	Lap	Lap Time	T1	T2	T3	T4	Speed							
1st 95 Collin VEIJER Liqui Moly Husqvarna NED Runs=1 Total laps=15 Full laps=14 Valid laps=14							9	2'13.866	28.214	30.212	39.747	35.693	224.0	10	2'13.745	27.989	30.255	39.760	35.741	228.8
1	2'19.531	34.497	29.819	39.597	35.618	190.1	11	2'14.251	28.393	30.075	40.167	35.616	222.6	12	2'13.759	28.135	30.214	39.977	35.433	227.3
2	2'12.724	27.855	29.589	39.898	35.382	227.8	13	2'13.882	28.100	30.250	39.980	35.552	226.8	14	2'14.457	28.067	30.450	39.891	36.049	226.8
3	2'13.127	27.767	30.036	39.634	35.690	227.8	15	2'13.666	28.016	30.191	39.851	35.608	228.3							
4	2'13.522	28.124	29.877	39.745	35.776	231.2														
5	2'13.587	28.147	29.848	39.866	35.726	231.7														
6	2'13.553	27.846	30.266	39.668	35.773	230.7														
7	2'13.529	27.997	30.050	39.580	35.902	231.2														
8	2'13.486	27.936	30.043	39.829	35.678	231.7														
9	2'13.712	28.032	29.967	40.046	35.667	230.2														
10	2'13.826	27.949	30.314	39.785	35.778	230.7														
11	2'13.745	28.057	30.107	39.875	35.706	229.7														
12	2'13.917	28.163	30.161	39.872	35.721	223.6														
13	2'14.175	28.127	30.313	39.868	35.867	226.8														
14	2'14.158	28.092	30.204	39.860	36.002	226.4														
15	2'13.480	27.986	30.205	39.671	35.618	229.7														
4th 48 Ivan ORTOLÁ Angeluss MTA Team SPA Runs=1 Total laps=15 Full laps=14 Valid laps=13							1	2'19.883	34.620	29.957	39.494	35.812	192.1	2	2'13.060	27.925	29.933	39.727	35.475	227.8
							3	2'12.795	27.674	29.749	39.588	35.784	226.8	4	2'13.540	28.021	29.908	39.934	35.677	229.7
							5	2'13.817	28.381	29.813	39.860	35.763	227.3	6	2'14.317	28.152	30.260	40.132	35.773	230.2
							7	2'13.825	28.066	30.120	39.666	35.973	228.8	8	2'13.622	27.926	30.273	39.733	35.690	227.8
							9	2'14.037	27.792	30.267	40.121	35.857	227.3	10	2'14.145	27.908	30.372	39.978	35.887	227.3
							11	2'14.011	27.986	30.254	39.941	35.830	226.8	12	2'14.234	28.119	30.299	40.221	35.595	225.4
							13	2'14.943	28.145	30.485	40.378	35.935	221.3	14	2'15.406 *	28.350	30.636	40.471	35.949*	219.0
							15	2'15.267	28.469	30.273	40.650	35.875	221.3							
2nd 71 Ayumu SASAKI Liqui Moly Husqvarna JPN Runs=1 Total laps=15 Full laps=14 Valid laps=14							1	2'19.730	34.763	30.046	39.543	35.378	193.8	2	2'12.268	27.763	29.588	39.409	35.508	229.2
3	2'13.089	27.841	29.956	39.618	35.674	228.3	4	2'13.411	28.075	30.033	39.601	35.702	227.3	5	2'13.653	28.095	29.981	39.834	35.743	226.8
6	2'13.762	28.137	30.203	39.921	35.501	226.4	7	2'13.355	28.071	30.209	39.582	35.493	228.3	8	2'13.607	28.006	30.152	39.713	35.736	227.8
9	2'13.616	27.969	30.130	39.830	35.687	226.4	10	2'13.986	28.065	30.356	39.816	35.749	226.4	11	2'13.917	28.003	30.200	40.061	35.653	225.0
12	2'13.665	27.963	30.258	40.035	35.409	227.8	13	2'14.260	28.240	30.327	40.031	35.662	225.4	14	2'14.218	28.070	30.238	40.173	35.737	225.4
15	2'13.601	28.105	30.225	39.782	35.489	228.3														
3rd 5 Jaume MASIA Leopard Racing SPA Runs=1 Total laps=15 Full laps=14 Valid laps=14							1	2'19.320	34.536	29.848	39.592	35.344	189.8	2	2'12.588	27.780	29.690	39.582	35.536	225.4
3	2'13.245	27.982	29.825	39.592	35.846	225.4	4	2'13.572	28.058	29.893	39.589	36.032	226.8	5	2'14.003	28.444	29.791	39.896	35.872	229.2
6	2'13.577	27.805	30.782	39.603	35.387	231.2	7	2'13.104	28.042	29.924	39.680	35.458	229.2	8	2'13.365	28.003	30.209	39.595	35.558	229.2

Fastest Lap: Ayumu SASAKI Liqui Moly Husqvarna JPN 2'12.268 27.763 29.588 39.409 35.508

These data/results cannot be reproduced, stored and/or transmitted in whole or in part by any manner of electronic, mechanical, photocopying, recording, broadcasting or otherwise now known or herein after developed without the previous express consent by the copyright owner, except for reproduction in daily press and regular printed publications on sale to the public within 60 days of the event related to those data/results and always provided that copyright symbol appears together as follows below.
 © DORNA, 2023



Race

Moto3

Lap	Lap Time	T1	T2	T3	T4	Speed	Lap	Lap Time	T1	T2	T3	T4	Speed	
6th	31	Adrian FERNANDEZ Leopard Racing SPA						1	2'22.955	36.061	30.470	40.036	36.388	200.0
		Runs=1	Total laps=15	Full laps=14	Valid laps=14		2	2'13.153	28.082	29.975	39.570	35.526	228.8	
1	2'22.350	36.307	30.335	40.156	35.552	203.3	3	2'14.057	28.596	29.960	39.630	35.871	229.2	
2	2'12.998	27.790	29.674	39.911	35.623	225.9	4	2'14.170	28.296	30.080	40.097	35.697	224.5	
3	2'13.288	27.866	29.992	39.662	35.768	229.2	5	2'13.596	28.047	30.083	39.838	35.628	225.4	
4	2'13.070	27.860	29.919	39.670	35.621	230.2	6	2'14.320	28.430	30.079	39.912	35.899	226.4	
5	2'14.138	27.951	30.440	40.002	35.745	228.8	7	2'13.833	28.061	30.171	39.836	35.765	228.8	
6	2'14.265	28.055	30.163	40.176	35.871	228.8	8	2'13.809	28.206	29.961	39.817	35.825	227.3	
7	2'13.569	27.991	30.181	39.777	35.620	228.8	9	2'14.142	28.031	30.009	40.336	35.766	228.3	
8	2'13.596	27.980	30.010	39.653	35.953	228.8	10	2'13.854	28.030	30.103	39.940	35.781	228.8	
9	2'14.027	28.186	30.074	40.069	35.698	227.8	11	2'14.601	28.081	30.480	40.134	35.906	226.8	
10	2'13.447	27.883	30.121	39.812	35.631	230.2	12	2'15.891	28.272	31.917	40.132	35.570	225.4	
11	2'13.752	28.069	30.060	40.070	35.553	228.3	13	2'14.619	28.068	30.503	40.135	35.913	227.3	
12	2'14.465	28.185	30.565	40.095	35.620	227.3	14	2'14.406	28.162	30.193	40.171	35.880	226.8	
13	2'14.387	28.153	30.344	40.087	35.803	224.0	15	2'13.841	28.033	30.121	39.973	35.714	226.8	
14	2'14.888	28.196	30.343	40.301	36.048	223.6								
15	2'15.023	28.378	30.321	40.497	35.827	227.8								
7th	43	Xavier ARTIGAS CFMOTO Racing Pru SPA						1	2'21.513	35.528	30.680	39.719	35.586	197.0
		Runs=1	Total laps=15	Full laps=14	Valid laps=14		2	2'12.965	28.013	29.763	39.591	35.598	225.4	
1	2'21.975	35.791	30.613	39.887	35.684	194.9	3	2'12.751	27.811	29.663	39.546	35.731	225.0	
2	2'13.095	27.912	29.851	39.486	35.846	225.9	4	2'13.028	27.937	29.989	39.419	35.683	222.6	
3	2'13.528	27.972	29.913	39.580	36.063	224.5	5	2'17.759	28.122	33.895	39.921	35.821	227.3	
4	2'13.465	28.103	29.993	39.579	35.790	226.8	6	2'14.125	28.098	30.203	39.742	36.082	225.9	
5	2'14.110	27.981	30.426	39.755	35.948	230.2	7	2'13.457	28.063	30.008	39.662	35.724	225.4	
6	2'14.079	27.888	30.083	40.200	35.908	229.2	8	2'14.346	28.152	30.261	39.789	36.144	224.5	
7	2'13.935	28.343	29.954	39.873	35.765	231.7	9	2'13.822	28.072	29.977	39.826	35.947	225.9	
8	2'13.487	27.804	29.941	39.730	36.012	228.8	10	2'14.071	28.101	30.160	39.896	35.914	223.6	
9	2'13.489	27.954	30.011	39.759	35.765	228.8	11	2'14.764	28.217	30.426	40.174	35.947	225.4	
10	2'13.335	27.853	29.976	39.643	35.863	228.8	12	2'15.416	28.228	31.404	40.011	35.773	225.0	
11	2'13.389	27.892	29.870	39.817	35.810	227.8	13	2'14.761	28.271	30.421	39.965	36.104	220.8	
12	2'13.844	28.024	29.942	40.141	35.737	227.3	14	2'14.271	28.249	30.150	39.952	35.920	220.4	
13	2'14.857	28.068	30.259	40.476	36.054	225.0	15	2'14.310	28.171	30.141	39.943	36.055	223.1	
14	2'15.375	28.323	30.407	40.480	36.165	226.8								
15	2'15.463	28.368	30.363	40.551	36.181	223.1								
8th	66	Joel KELSO CFMOTO Racing Pru AUS						1	2'20.586	35.100	29.897	40.000	35.589	194.9
		Runs=1	Total laps=15	Full laps=14	Valid laps=14		2	2'12.623	27.915	29.737	39.374	35.597	225.4	
1	2'20.773	35.276	30.263	39.686	35.548	190.4	3	2'12.898	27.810	29.648	39.768	35.672	229.2	
2	2'13.089	27.945	29.918	39.518	35.708	225.4	4	2'13.299	28.027	29.957	39.853	35.462	227.8	
3	2'12.678	28.089	29.559	39.537	35.493	231.2	5	2'13.516	28.129	29.856	39.758	35.773	227.3	
4	2'13.770	28.030	29.706	40.039	35.995	230.7	6	2'13.267	27.821	30.183	39.652	35.611	227.8	
5	2'15.310	27.957	31.780	39.742	35.831	232.7	7	2'13.569	28.037	30.139	39.796	35.597	228.3	
6	2'13.714	27.953	30.052	39.792	35.917	223.6	8	2'13.644	27.876	30.083	40.100	35.585	227.8	
7	2'13.742	28.001	30.022	39.782	35.937	225.0	9	2'13.633	27.876	30.106	39.994	35.657	227.3	
8	2'13.556	28.057	29.973	39.639	35.887	226.4	10	2'13.885	27.976	30.209	39.860	35.840	230.2	
9	2'13.699	28.062	29.999	39.778	35.860	224.0	11	2'13.907	28.104	29.989	40.146	35.668	228.8	
10	2'13.857	28.018	30.012	39.853	35.974	226.8	12	2'13.811	27.998	30.081	40.193	35.539	226.8	
11	2'13.491	27.976	29.861	39.730	35.924	229.7	13	2'22.555	28.162	30.134	40.057	44.202	229.2	
12	2'14.188	28.099	29.952	40.382	35.755	229.7	14	2'15.188	28.582	30.453	40.057	36.096	217.7	
13	2'14.929	28.155	30.113	40.609	36.052	229.2	15	2'15.132	28.398	30.335	40.139	36.260	217.7	
14	2'15.255	28.287	30.322	40.617	36.029	225.9								
15	2'15.421	28.374	30.241	40.648	36.158	228.3								
9th	7	Filippo FARIOLI Red Bull KTM Tech3 ITA						1	2'19.660	34.933	29.687	39.528	35.512	194.9
		Runs=1	Total laps=15	Full laps=14	Valid laps=14		2	2'12.738	27.948	29.550	39.790	35.450	229.2	

Fastest Lap: Ayumu SASAKI Liqui Moly Husqvarna JPN 2'12.268 27.763 29.588 39.409 35.508

These data/results cannot be reproduced, stored and/or transmitted in whole or in part by any manner of electronic, mechanical, photocopying, recording, broadcasting or otherwise now known or herein after developed without the previous express consent by the copyright owner, except for reproduction in daily press and regular printed publications on sale to the public within 60 days of the event related to those data/results and always provided that copyright symbol appears together as follows below.
© DORNA, 2023

Race

Moto3

Lap	Lap Time	T1	T2	T3	T4	Speed	Lap	Lap Time	T1	T2	T3	T4	Speed
3	2'12.990	27.816	30.032	39.472	35.670	229.7							
4	2'13.163	27.934	29.780	39.774	35.675	224.5							
	unfinished	27.974				224.5							

28th 55		Romano FENATI		Rivacold Snipers Tea		ITA	
		Runs=1	Total laps=3	Full laps=2	Valid laps=2		
1	2'20.937	35.426	30.171	39.704	35.636	196.7	
2	2'13.254	27.930	29.933	39.717	35.674	225.4	
3	2'12.801	27.892	29.681	39.479	35.749	226.4	
	unfinished	27.900				226.4	

Fastest Lap: Ayumu SASAKI Liqui Moly Husqvarna JPN **2'12.268** 27.763 29.588 39.409 35.508

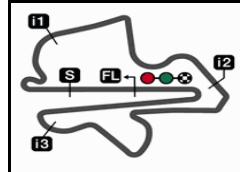
These data/results cannot be reproduced, stored and/or transmitted in whole or in part by any manner of electronic, mechanical, photocopying, recording, broadcasting or otherwise now known or herein after developed without the previous express consent by the copyright owner, except for reproduction in daily press and regular printed publications on sale to the public within 60 days of the event related to those data/results and always provided that copyright symbol appears together as follows below.
© DORNA, 2023

Official MotoGP Timing by **TISSOT**
www.motogp.com

Sepang, Sunday, November 12, 2023

Page 5 of 5





5543 m.

PETRONAS GRAND PRIX OF MALAYSIA

Race

Analysis by Lap

35

Num Lap Time Gap

Lap 1			Lap 3			Lap 5			Lap 7			Lap 9			Lap 11			Lap 12		
5	2'19.320		71	2'13.089		71	2'13.653		71	2'13.355		71	2'13.616		71	2'13.752		71	2'13.665	
95	2'19.531	0.211	5	2'13.245	0.066	44	2'13.317	0.177	5	2'13.104	0.141	5	2'13.866	0.149	5	2'13.917	0.052	5	2'13.917	0.200
53	2'19.660	0.340	53	2'12.878	0.189	95	2'13.587	0.340	95	2'13.529	0.305	95	2'13.712	0.280	95	2'13.781	0.223	95	2'13.759	0.336
71	2'19.730	0.410	95	2'13.127	0.295	53	2'13.984	0.517	18	2'13.569	0.490	53	2'13.633	0.544	53	2'13.980	0.486	53	2'13.980	0.486
48	2'19.883	0.563	44	2'12.789	0.390	5	2'14.003	0.577	48	2'14.317	1.499	18	2'14.156	10.021	18	2'13.811	0.579	18	2'13.811	0.579
44	2'20.045	0.725	99	2'12.487	0.498	18	2'13.516	0.771	66	2'13.714	3.421	82	2'14.415	10.220	99	2'13.690	0.860	48	2'14.234	3.227
99	2'20.468	1.148	48	2'12.795	0.651	99	2'13.788	0.835	31	2'14.265	4.196	99	2'13.466	0.687	70	2'14.538	12.703	44	2'14.259	3.382
10	2'20.505	1.185	10	2'12.572	0.916	48	2'13.817	0.944	43	2'14.079	4.339	48	2'14.037	2.405	38	2'16.151	23.451	43	2'13.844	3.672
18	2'20.586	1.266	18	2'12.898	1.020	66	2'15.310	3.469	20	2'14.541	7.844	44	2'14.020	2.534	64	2'16.236	23.745			
66	2'20.773	1.453	80	2'12.542	1.061	31	2'14.138	3.693	63	2'14.395	8.019	38	2'15.478	10.185						
55	2'20.937	1.617	54	2'12.515	1.296	43	2'14.110	4.022	19	2'14.439	8.198	27	2'13.345	4.202						
80	2'21.099	1.779	66	2'12.678	1.453	27	2'14.426	4.112	70	2'14.310	8.346	43	2'13.489	4.672						
54	2'21.303	1.983	96	2'12.781	1.820	7	2'13.596	5.780	6	2'14.125	6.228	31	2'14.027	4.810						
96	2'21.461	2.141	55	2'12.801	1.905	6	2'17.759	5.865	7	2'14.320	6.338	6	2'13.822	7.275						
6	2'21.513	2.193	6	2'12.751	2.142	82	2'14.157	6.886	21	2'14.042	7.477	7	2'14.142	7.544						
43	2'21.975	2.655	72	2'12.990	3.175	20	2'14.185	7.065	82	2'14.547	7.671	7	2'14.142	7.544						
31	2'22.350	3.030	43	2'13.528	3.511	21	2'13.851	7.197	53	2'13.633	0.544	21	2'14.312	10.064						
38	2'22.476	3.156	31	2'13.288	3.549	63	2'14.343	7.386	18	2'13.633	0.544	20	2'14.693	10.575						
72	2'22.615	3.295	27	2'13.138	3.697	19	2'14.255	7.521	99	2'13.466	0.687	19	2'14.595	10.778						
27	2'22.615	3.295	7	2'14.057	5.078	70	2'14.121	7.798	48	2'13.622	2.085	63	2'14.594	10.898						
7	2'22.955	3.635	21	2'13.927	5.464	38	2'14.537	8.469	44	2'13.577	2.231	82	2'14.560	11.063						
21	2'23.218	3.898	82	2'13.688	5.592	64	2'14.554	8.615	66	2'13.556	3.858	70	2'14.560	11.063						
63	2'23.233	3.913	20	2'13.757	5.754	80	4'37.588	2'25.143	31	2'13.596	4.500	38	2'14.561	11.268						
20	2'23.267	3.947	63	2'13.755	5.957				27	2'13.555	4.574	64	2'16.336	18.182						
82	2'23.423	4.103	38	2'15.381	6.270				43	2'13.487	4.900									
70	2'23.579	4.259	19	2'13.936	6.352				7	2'13.809	7.119									
19	2'23.737	4.417	70	2'14.144	6.650				6	2'14.346	7.170									
64	2'24.002	4.682	64	2'13.965	6.898				21	2'14.290	9.469									
									20	2'14.201	9.599									
									19	2'14.363	9.900									
									63	2'14.156	10.021									
									82	2'14.415	10.220									
									70	2'14.419	10.424									
									38	2'16.473	15.563									
									64	2'16.724	15.982									

Lapped rider

These data/results cannot be reproduced, stored and/or transmitted in whole or in part by any manner of electronic, mechanical, photocopying, recording, broadcasting or otherwise now known or herein after developed without the previous express consent by the copyright owner, except for reproduction in daily press and regular printed publications on sale to the public within 60 days of the event related to those data/results and always provided that copyright symbol appears together as follows below.

© DORNA, 2023



Num	Lap Time	Gap	Num	Lap Time	Gap
66	2'14.188	3.808	21	2'14.677	14.490
31	2'14.465	4.906	19	2'15.394	15.600
6	2'15.416	9.958	70	2'15.191	17.148
7	2'15.891	10.322	82	2'15.369	17.195
21	2'14.375	12.135	20	2'15.158	17.251
19	2'14.309	12.425	38	2'16.855	35.410
20	2'15.041	13.420	64	2'16.970	35.517
82	2'14.612	13.461	63	2'18.027	55.108
70	2'14.644	13.630			
64	2'16.633	26.661			
38	2'16.965	26.699			
63	2'43.761	42.306			

Lap 13

5	2'13.882	
71	2'14.260	0.042
95	2'14.175	0.157
48	2'14.943	3.952
44	2'15.037	4.201
43	2'14.857	4.311
66	2'14.929	4.519
31	2'14.387	5.075
18	2'22.555	8.916
6	2'14.761	10.501
7	2'14.619	10.723
53	2'25.549	11.817
21	2'14.860	12.777
19	2'14.957	13.164
82	2'15.266	14.509
20	2'15.521	14.723
70	2'15.436	14.848
64	2'16.986	29.429
38	2'17.015	29.496
63	2'18.363	46.451

Lap 14

71	2'14.218	
95	2'14.158	0.055
5	2'14.457	0.197
48	2'15.406	5.098
44	2'15.304	5.245
43	2'15.375	5.426
66	2'15.255	5.514
31	2'14.888	5.703
18	2'15.188	9.844
6	2'14.271	10.512
7	2'14.406	10.869
53	2'14.367	11.924
21	2'14.831	13.348
19	2'14.837	13.741
82	2'15.112	15.361
70	2'14.904	15.492
20	2'15.165	15.628
64	2'16.913	32.082
38	2'16.854	32.090
63	2'18.425	50.616

Lap 15

95	2'13.480	
71	2'13.601	0.066
5	2'13.666	0.328
48	2'15.267	6.830
44	2'15.168	6.878
31	2'15.023	7.191
43	2'15.463	7.354
66	2'15.421	7.400
7	2'13.841	11.175
6	2'14.310	11.287
18	2'15.132	11.441
53	2'15.706	14.095

Lapped rider

These data/results cannot be reproduced, stored and/or transmitted in whole or in part by any manner of electronic, mechanical, photocopying, recording, broadcasting or otherwise now known or herein after developed without the previous express consent by the copyright owner, except for reproduction in daily press and regular printed publications on sale to the public within 60 days of the event related to those data/results and always provided that copyright symbol appears together as follows below.

© DORNA, 2023

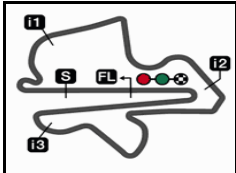
Official MotoGP Timing by TISSOT
www.motogp.com

Sepang, Sunday, November 12, 2023

Page 2 of 2

motogp





5543 m.

PETRONAS GRAND PRIX OF MALAYSIA

Moto3™

2023 Rookie of the Year Classification

36

Rider	Nation	Points	Leader	Previous	POR	ARG	AME	SPA	FRA	ITA	GER	NED	GBR	AUT	CAT	RSM	IND	JPN	INA	AUS	THA	MAL	QAT	VAL
1 ALONSO David	COL	205			-	2	8	20	8	13	11	3	25	-	25	25	11	9	20	-	25	-		
2 VEIJER Collin	NED	130	75	75	4	-	3	-	1	10	-	9	7	13	-	11	-	5	13	13	16	25		
3 RUEDA José Antonio	SPA	111	94	19	13	-	6	11	7	2	3	10	8	5	16	7	6	6	11	-	-	-		
4 SALVADOR David	SPA	31	174	80	3	6	9	-	2	-	-	-	10	1	-	-	-	-	-	-	-	-		
5 FARIOLI Filippo	ITA	14	191	17	-	-	-	2	-	-	-	-	-	-	-	-	5	-	-	-	-	7		
6 AZMAN Syarifuddin	MAL	5	200	9	-	5	-	-	-	-	-	-	-	-	-	-	-	-	-	-	-	-		

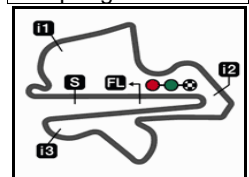
These data/results cannot be reproduced, stored and/or transmitted in whole or in part by any manner of electronic, mechanical, photocopying, recording, broadcasting or otherwise now known or herein after developed without the previous express consent by the copyright owner, except for reproduction in daily press and regular printed publications on sale to the public within 60 days of the event related to those data/results and always provided that copyright symbol appears together as follows below.

© DORNA, 2023

Official MotoGP Timing by TISSOT
www.motogp.com

Sepang, Sunday, November 12, 2023





5543 m.

After the **PETRONAS GRAND PRIX OF MALAYSIA**

Moto3™

2023 Riders Performance

(Qualifying Position - Starting Position - Race Position)

37

Rider	Points	POR	ARG	AME	SPA	FRA	ITA	GER	NED	GBR	AUT	CAT	RSM	IND	JPN	INA	AUS	THA	MAL	QAT	VAL
1 MASIA Jaume	246	9	5	1	5	7	11	6	8	1	4	2	1	1	1	2	13	7	1		
		9-5	5-NC	1-2	4-3	7-3	6-5	5-6	8-1	1-18	4-NC	4-2	1-2	1-1	1-1	2-6	13-8	7-4	1-3	-	-
2 SASAKI Ayumu	233	1	1	2	8	1	3	1	4	7	8	11	2	3	8	11	1	3	5		
		1-6	1-NC	2-NC	7-4	1-2	2-3	1-2	4-2	7-2	8-3	13-4	2-7	3-3	7-2	11-18	1-2	3-NC	5-2	-	-
3 ALONSO David	205	6	7	22	17	25	16	15	17	28	7	10	6	18	10	3	8	12	21		
		6-NC	7-14	22-8	16-2	25-8	10-4	14-5	17-13	28-1	7-29	12-1	6-1	17-5	9-7	3-2	8-NC	12-1	21-NC	-	-
4 HOLGADO Daniel	205	4	10	5	7	3	5	7	27	3	2	9	8	19	6	7	11	11	15		
		4-1	10-4	5-5	6-6	3-1	3-1	6-3	27-25	3-3	2-2	11-20	8-16	18-4	6-3	7-14	11-13	11-6	15-NC	-	-
5 ÖNCÜ Deniz	195	8	2	14	1	4	1	2	5	9	3	1	5	11	2	5	7	1	9		
		28-10	2-24	14-6	1-9	4-6	1-2	2-1	5-3	9-11	3-1	2-11	5-3	28-14	2-NC	5-8	7-1	1-5	9-12	-	-
6 ORTOLÁ Ivan	170	5	4	3	2	6	10	3	20	8	18	17	13	13	5	12	12	16	4		
		5-NC	4-19	3-1	2-1	6-4	25-11	3-4	20-4	8-4	18-5	-DS	13-8	12-8	5-5	12-9	12-NC	16-11	4-4	-	-
7 MOREIRA Diogo	131	16	3	4	14	2	4	9	22	17	19	19	4	6	11	1	4	2	10		
		16-3	3-2	4-4	13-10	2-NC	22-7	8-7	22-12	17-7	19-8	17-16	4-12	6-13	14-14	1-1	29-NC	2-13	10-NC	-	-
8 VEIJER Collin	130	14	17	21	20	20	23	4	9	23	1	16	10	9	7	4	6	5	2		
		14-12	17-22	21-13	19-23	19-15	16-6	4-NC	9-7	23-9	1-4	-NS	10-5	9-NC	10-11	4-4	6-4	5-3	2-1	-	-
9 MUÑOZ David	113	13	16	16	3			5	1	27	10	21	7	15	9	10	15	10	8		
		13-2	16-16	16-NC	-NS	-	-	29-12	1-5	27-5	10-9	19-NC	7-4	14-6	8-6	10-3	14-NC	10-NC	8-5	-	-
10 RUEDA José Antonio	111	2	13	11	10	11	19	17	11	16	5	5	12	17	16	16	20	9	6		
		2-4	13-23	11-10	9-5	11-9	13-14	16-13	11-6	16-8	5-11	7-3	12-9	16-10	15-10	16-5	19-18	9-16	6-NC	-	-
11 NEPA Stefano	100	10	14	6	22	13	7	10	6	11	11	6	9	7	4	9	3	15	26		
		10-7	14-6	6-NC	21-15	13-10	23-9	9-9	6-10	11-12	11-10	8-5	9-13	7-9	4-4	9-10	3-12	15-17	26-16	-	-
12 TOBA Kaito	97	11	11	15	13	23	18	8	7	13	21	7	3	5	12	22	14	22	25		
		11-11	11-7	15-11	12-NC	23-12	12-10	7-14	7-11	13-14	21-14	9-7	3-6	5-2	11-8	22-12	25-17	22-10	25-NC	-	-
13 YAMANAKA Ryusei	77	17	18	7	6	14	21	16	25	19	13	22	15	12	13	19	17	4	12		
		17-16	18-9	7-9	5-25	14-5	14-15	15-8	25-15	19-15	13-7	20-9	15-14	11-15	12-9	19-15	16-15	4-9	12-10	-	-

NC=Not classified NL=Not finished first lap NP=Not started race re-start N2=Not finished first lap race re-start EX=Excluded NS=Not Started DS=Disqualified

These data/results cannot be reproduced, stored and/or transmitted in whole or in part by any manner of electronic, mechanical, photocopying, recording, broadcasting or otherwise now known or herein after developed without the previous express consent by the copyright owner, except for reproduction in daily press and regular printed publications on sale to the public within 60 days of the event related to those data/results and always provided that copyright symbol appears together as follows below.
© DORNA, 2023

Official MotoGP Timing by **TISSOT**
www.motogp.com



Rider	Points	POR	ARG	AME	SPA	FRA	ITA	GER	NED	GBR	AUT	CAT	RSM	IND	JPN	INA	AUS	THA	MAL	QAT	VAL
14 ARTIGAS Xavier	76	7	15	9	9	8	8	12	19	6	22	24	20	23	19	26	27	19	13		
		7-8	15-8	9-3	8-7	8-7	24-NC	11-11	19-14	6-21	22-19	22-12	20-17	22-12	19-NC	26-19	27-16	19-14	13-7	-	-
15 ROSSI Riccardo	66	12	19	17	21	18	9	22	3	4	6	8	17	14	18	20	18	17	14		
		12-15	19-NC	17-15	20-NC	22-16	5-8	21-17	3-18	4-13	6-6	10-6	17-18	13-7	17-13	20-13	17-6	17-8	14-NC	-	-
16 FURUSATO Taiyo	56	26	26	19	24	19	13	11	18	18	17	12	14	8	14	6	21	6	20		
		26-20	26-18	19-20	23-16	15-NC	8-NC	10-10	18-17	18-20	17-18	14-13	14-11	8-NC	13-12	6-7	20-7	6-2	20-NC	-	-
17 SUZUKI Tatsuki	50	15	6	10	16	24	17			10	12	4	16	28	17						
		15-14	6-1	10-NC	15-8	24-13	11-NC	-	-	10-NC	12-13	6-8	16-15	27-NC	16-NC	-	-	-	-	-	-
18 KELSO Joel	48	3			12	15	2	19	2	5	9	18	11	16	15	13	2	14	7		
		3-9	-	-	11-18	16-11	21-NC	18-22	2-9	5-16	9-16	-DS	11-19	15-NC	18-15	13-16	2-3	14-12	7-8	-	-
19 BERTELLE Matteo	47	19	12	8	18	22	6	13	16	15	16	3	19	2	3	8	5	13	3		
		19-17	12-12	8-NC	17-13	21-17	4-12	12-NC	16-16	15-NC	16-12	5-10	19-20	2-NC	3-NC	8-11	5-9	13-7	3-11	-	-
20 SALVADOR David	31	18	22	12	19	12	20	29	14	21	25	20	23	10			22	28	23		
		18-13	22-10	12-7	18-NC	12-14	27-18	28-24	14-20	21-6	25-15	18-19	23-NC	10-NC	-	-	21-NC	28-25	23-18	-	-
21 FENATI Romano	30	25	24	13	4	9	22	23	10	14	14	13	18						11		
		25-19	24-13	13-16	3-11	9-19	29-17	22-18	10-8	14-10	14-17	29-14	18-10	-	-	-	-	-	11-NC	-	-
22 OGDEN Scott	23	20	8	23	11	21	15	28	13	2	15	14	24	4	21	17		26	22		
		20-NC	8-5	23-14	10-12	20-NC	9-13	27-20	13-22	29-17	15-22	15-15	24-23	4-NC	21-18	17-NC	-	26-20	22-14	-	-
23 FERNANDEZ Adrian	22							24	15							14	9	8	18		
		-	-	-	-	-	-	23-16	15-NC	-	-	-	-	-	-	-	14-NC	9-5	8-15	18-6	-
24 MIGNO Andrea	17		9	24	15	5	12	14	12												
		-	9-3	24-19	14-17	5-NC	7-16	13-15	12-19	-	-	-	-	-	-	-	-	-	-	-	-
25 FARIOLI Filippo	14	21	21	20	23	16	24	18	21	12	24	15	22	20	22	27	16	24	16		
		21-NC	21-20	20-18	22-14	17-18	17-NC	17-21	21-21	12-19	24-21	16-NC	22-21	19-11	22-16	27-20	15-NC	24-19	16-9	-	-
26 FELLON Lorenzo	6	28								25	30	26	25	27	26	24	25	30	24		
		-NS	-	-	-	-	-	-	-	25-24	30-24	24-23	25-24	26-17	26-21	24-23	24-10	30-21	24-17	-	-
27 AZMAN Syarifuddin	5	23	20	18	25	10				22	20	30	27	21	23	28	19	20	28		
		23-22	20-11	18-NC	28-21	10-NC	-	-	-	22-NC	20-28	28-24	27-25	20-21	23-19	28-24	18-NC	20-24	28-20	-	-
28 CARRARO Nicola Fabio	5															23	23	18			
		-	-	-	-	-	-	-	-	-	-	-	-	-	-	23-21	22-11	18-22	-	-	-
29 AJI Mario	4	22	23	25	28	17	26	20	24	20	27	23	26	24	24	21	24	25	19		
		22-18	23-NC	25-12	26-19	18-21	18-20	19-19	24-23	20-22	27-26	21-17	26-26	23-18	24-23	21-25	23-NC	25-26	19-19	-	-

NC=Not classified NL=Not finished first lap NP=Not started race re-start N2=Not finished first lap race re-start EX=Excluded NS=Not Started DS=Disqualified

These data/results cannot be reproduced, stored and/or transmitted in whole or in part by any manner of electronic, mechanical, photocopying, recording, broadcasting or otherwise now known or herein after developed without the previous express consent by the copyright owner, except for reproduction in daily press and regular printed publications on sale to the public within 60 days of the event related to those data/results and always provided that copyright symbol appears together as follows below.
© DORNA, 2023

Official MotoGP Timing by TISSOT
www.motogp.com



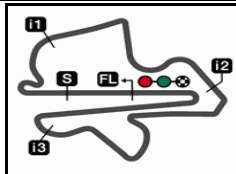
	Rider	Points	POR	ARG	AME	SPA	FRA	ITA	GER	NED	GBR	AUT	CAT	RSM	IND	JPN	INA	AUS	THA	MAL	QAT	VAL
30	WHATLEY Joshua	4	24 24-21	28 28-15	27 -NS	27 25-24	26 26-22	27 19-21	25 24-23	23 23-NC	24 24-25	28 28-27	28 26-21	21 21-22	22 21-16	27 27-20	18 18-22	26 26-14	21 21-23	27 27-15	-	-
31	PEREZ Vicente	3	-	-	-	-	-	14 26-NC	-	-	-	-	-	-	-	-	-	10 28-NC	23 23-18	17 17-13	-	-
32	ALMANSA David	0	-	25 25-17	28 28-17	29 27-20	-	-	-	-	-	-	25 23-22	-	-	20 20-17	-	-	-	-	-	-
33	ADITAMA Arbi	0	-	-	-	-	-	-	-	-	-	-	-	-	-	-	15 15-17	-	-	-	-	-
34	BUASRI Tatchakorn	0	-	-	-	-	-	-	26 25-25	-	-	29 29-23	27 25-18	-	-	-	-	-	27 27-28	-	-	-
35	CARRASCO Ana	0	27 27-23	27 27-21	26 26-21	26 24-22	27 27-20	28 20-22	21 20-27	26 26-24	26 26-23	26 26-25	29 27-25	28 28-27	25 24-19	25 25-22	25 25-NC	-	-	-	-	-
36	LUNETTA Luca	0	-	-	-	-	-	25 28-19	-	-	-	-	-	-	-	-	-	-	-	-	-	-
37	SHAHRIL Danial	0	-	-	-	-	-	-	27 26-26	-	-	-	-	-	26 25-20	-	-	-	-	-	-	-
38	DETTWILER Noah	0	-	-	-	-	-	-	-	-	-	23 23-20	-	-	-	-	29 29-26	-	-	-	-	-
39	KEANKUM Krittapat	0	-	-	-	-	-	-	-	-	-	-	-	-	-	-	-	-	29 29-27	-	-	-

NC=Not classified NL=Not finished first lap NP=Not started race re-start N2=Not finished first lap race re-start EX=Excluded NS=Not Started DS=Disqualified

These data/results cannot be reproduced, stored and/or transmitted in whole or in part by any manner of electronic, mechanical, photocopying, recording, broadcasting or otherwise now known or herein after developed without the previous express consent by the copyright owner, except for reproduction in daily press and regular printed publications on sale to the public within 60 days of the event related to those data/results and always provided that copyright symbol appears together as follows below.
© DORNA, 2023

Official MotoGP Timing by **TISSOT**
www.motogp.com





5543 m.

PETRONAS GRAND PRIX OF MALAYSIA

Official Starting Grid

Race : 15 laps = 83.145 km



1	1 2'10.846 5 Jaume MASIA Honda	2	2 2'11.752 95 Collin VEIJER Husqvarna	3	3 2'11.778 18 Matteo BERTELLE Honda
2	4 2'11.899 48 Ivan ORTOLÁ KTM	3	5 2'12.002 71 Ayumu SASAKI Husqvarna	4	6 2'12.113 99 José Antonio RUEDA KTM
3	7 2'12.115 66 Joel KELSO CFMOTO	4	8 2'12.229 44 David MUÑOZ KTM	5	9 2'12.240 53 Deniz ÖNCÜ KTM
4	10 2'12.242 10 Diogo MOREIRA KTM	5	11 2'12.275 55 Romano FENATI Honda	6	12 2'12.308 6 Ryusei YAMANAKA GASGAS
5	13 2'12.849 43 Xavier ARTIGAS CFMOTO	6	14 2'13.120 54 Riccardo ROSSI Honda	7	15 2'13.177 96 Daniel HOLGADO KTM
6	16 2'13.195 7 Filippo FARIOLI KTM	7	17 2'13.503 21 Vicente PEREZ KTM	8	18 2'13.630 31 Adrian FERNANDEZ Honda
7	19 2'12.792 64 Mario AJI Honda	8	20 2'12.802 72 Taiyo FURUSATO Honda	9	21 2'12.915 80 David ALONSO GASGAS
8	22 2'12.916 19 Scott OGDEN Honda	9	23 2'13.113 38 David SALVADOR KTM	10	24 2'13.122 20 Lorenzo FELLON KTM

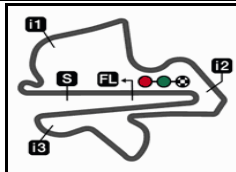
The results are provisional until the end of the limit for protest and appeals and until the ratification of the Event Management Committee.

Time limit for protest expires 60' at the latest after publication of the results - Time:

These data/results cannot be reproduced, stored and/or transmitted in whole or in part by any manner of electronic, mechanical, photocopying, recording, broadcasting or otherwise now known or herein after developed without the previous express consent of the copyright owner, except for reproduction in daily press and regular printed publications on sale to the public within 60 days of the event related to those data/results and always provided that copyright symbol appears together as follows below.

© DORNA, 2023





PETRONAS GRAND PRIX OF MALAYSIA

Official Starting Grid

5543 m.

Race : 15 laps = 83.145 km

9

25
2'13.161
27 Kaito TOBA
Honda

26
2'13.204
82 Stefano NEPA
KTM

27
2'13.209
70 Joshua WHATLEY
Honda

10

28
2'13.499
63 Syarifuddin AZMAN
KTM

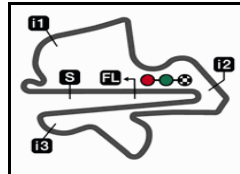
The results are provisional until the end of the limit for protest and appeals and until the ratification of the Event Management Committee.

Time limit for protest expires 60' at the latest after publication of the results - Time:

These data/results cannot be reproduced, stored and/or transmitted in whole or in part by any manner of electronic, mechanical, photocopying, recording, broadcasting or otherwise now known or herein after developed without the previous express consent by the copyright owner, except for reproduction in daily press and regular printed publications on sale to the public within 60 days of the event related to those data/results and always provided that copyright symbol appears together as follows below.

© DORNA, 2023





5543 m.

PETRONAS GRAND PRIX OF MALAYSIA

Race

Top Speed & Average



Rider	Nation	Motorcycle	Top 5 speeds					Average	Top
54 Riccardo ROSSI	ITA	HONDA	233.2	230.2	229.7	229.2	197.8	224.0	233.2
66 Joel KELSO	AUS	CFMOTO	232.7	231.2	230.7	229.7	229.7	230.8	232.7
99 José Antonio RUEDA	SPA	KTM	232.7	231.2	231.2	230.2	229.7	231.0	232.7
27 Kaito TOBA	JPN	HONDA	231.7	231.2	230.7	230.7	229.7	230.8	231.7
43 Xavier ARTIGAS	SPA	CFMOTO	231.7	230.2	229.2	228.8	228.8	229.6	231.7
95 Collin VEIJER	NED	HUSQVARNA	231.7	231.7	231.2	231.2	230.7	231.2	231.7
5 Jaume MASIA	SPA	HONDA	231.2	229.2	229.2	229.2	228.8	229.5	231.2
10 Diogo MOREIRA	BRA	KTM	231.2	229.7	229.7	228.8	199.6	223.8	231.2
20 Lorenzo FELLON	FRA	KTM	231.2	230.2	229.7	229.7	229.2	230.0	231.2
21 Vicente PEREZ	SPA	KTM	231.2	229.2	229.2	227.8	227.8	228.8	231.2
44 David MUÑOZ	SPA	KTM	231.2	230.2	230.2	229.7	229.7	230.2	231.2
63 Syarifuddin AZMAN	MAL	KTM	231.2	231.2	230.7	230.7	230.2	230.7	231.2
18 Matteo BERTELLE	ITA	HONDA	230.2	229.2	229.2	228.8	228.3	229.1	230.2
31 Adrian FERNANDEZ	SPA	HONDA	230.2	230.2	229.2	228.8	228.8	229.3	230.2
48 Ivan ORTOLÁ	SPA	KTM	230.2	229.7	228.8	227.8	227.8	228.9	230.2
82 Stefano NEPA	ITA	KTM	230.2	230.2	229.2	229.2	228.8	229.4	230.2
96 Daniel HOLGADO	SPA	KTM	230.2	229.7	228.8	227.3	199.6	223.1	230.2
19 Scott OGDEN	GBR	HONDA	229.7	229.2	228.3	228.3	227.8	228.4	229.7
72 Taiyo FURUSATO	JPN	HONDA	229.7	227.8	224.5	224.5	203.3	222.0	229.7
80 David ALONSO	COL	GASGAS	229.7	229.7	229.2	227.8	204.9	224.3	229.7
7 Filippo FARIOLI	ITA	KTM	229.2	228.8	228.8	228.8	228.3	228.8	229.2
53 Deniz ÖNCÜ	TUR	KTM	229.2	229.2	229.2	229.2	228.8	229.0	229.2
71 Ayumu SASAKI	JPN	HUSQVARNA	229.2	228.3	228.3	228.3	227.8	228.3	229.2
70 Joshua WHATLEY	GBR	HONDA	228.8	228.3	227.8	226.8	226.8	227.7	228.8
38 David SALVADOR	SPA	KTM	228.3	226.4	225.9	225.9	225.0	226.3	228.3
6 Ryusei YAMANAKA	JPN	GASGAS	227.3	225.9	225.9	225.4	225.4	225.9	227.3
55 Romano FENATI	ITA	HONDA	226.4	226.4	225.4	196.7		218.7	226.4
64 Mario AJI	INA	HONDA	225.4	224.5	222.6	222.6	222.2	223.3	225.4

These data/results cannot be reproduced, stored and/or transmitted in whole or in part by any manner of electronic, mechanical, photocopying, recording, broadcasting or otherwise now known or herein after developed without the previous express consent by the copyright owner, except for reproduction in daily press and regular printed publications on sale to the public within 60 days of the event related to those data/results and always provided that copyright symbol appears together as follows below.

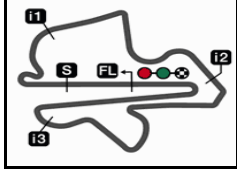
© DORNA, 2023

Official MotoGP Timing by TISSOT
www.motogp.com





Sepang, Sunday, November 12, 2023




5543 m.

PETRONAS GRAND PRIX OF MALAYSIA

Race

Fastest Laps Sequence

Lap	Race Time	 Rider	Nation	Motorcycle	Time	Km/h	Riders's Lap
2	4'31.908	5 Jaume MASIA	SPA	HONDA	2'12.588	150.5	2
2	4'31.998	71 Ayumu SASAKI	JPN	HUSQVARNA	2'12.268	150.8	2

These data/results cannot be reproduced, stored and/or transmitted in whole or in part by any manner of electronic, mechanical, photocopying, recording, broadcasting or otherwise now known or herein after developed without the previous express consent by the copyright owner, except for reproduction in daily press and regular printed publications on sale to the public within 60 days of the event related to those data/results and always provided that copyright symbol appears together as follows below.

© DORNA, 2023

Official MotoGP Timing by TISSOT
www.motogp.com

Sepang, Sunday, November 12, 2023

