


5543 m.

PETRONAS GRAND PRIX OF MALAYSIA

Free Practice Nr. 1

Classification

3

	Rider	Nation	Team	Motorcycle	Time	Lap Total	Gap	Top Speed
1	89 Jorge MARTIN	SPA	Prima Pramac Racing	DUCATI	1'59.513	14 16		330.2
2	73 Alex MARQUEZ	SPA	Gresini Racing MotoGP	DUCATI	1'59.562	16 17	0.049 0.049	331.2
3	5 Johann ZARCO	FRA	Prima Pramac Racing	DUCATI	1'59.914	13 14	0.401 0.352	332.3
4	21 Franco MORBIDELLI	ITA	Monster Energy Yamaha MotoGP	YAMAHA	2'00.055	11 16	0.542 0.141	331.2
5	20 Fabio QUARTARARO	FRA	Monster Energy Yamaha MotoGP	YAMAHA	2'00.134	13 17	0.621 0.079	332.3
6	10 Luca MARINI	ITA	Mooney VR46 Racing Team	DUCATI	2'00.242	14 18	0.729 0.108	330.2
7	41 Aleix ESPARGARO	SPA	Aprilia Racing	APRILIA	2'00.244	9 11	0.731 0.002	328.2
8	72 Marco BEZZECCHI	ITA	Mooney VR46 Racing Team	DUCATI	2'00.251	15 15	0.738 0.007	329.2
9	44 Pol ESPARGARO	SPA	GASGAS Factory Racing Tech3	KTM	2'00.298	14 14	0.785 0.047	326.2
10	37 Augusto FERNANDEZ	SPA	GASGAS Factory Racing Tech3	KTM	2'00.467	13 18	0.954 0.169	327.2
11	43 Jack MILLER	AUS	Red Bull KTM Factory Racing	KTM	2'00.519	13 17	1.006 0.052	332.3
12	88 Miguel OLIVEIRA	POR	CryptoDATA RNF MotoGP Team	APRILIA	2'00.594	12 18	1.081 0.075	329.2
13	25 Raul FERNANDEZ	SPA	CryptoDATA RNF MotoGP Team	APRILIA	2'00.780	13 13	1.267 0.186	326.2
14	49 Fabio DI GIANNANTONIO	ITA	Gresini Racing MotoGP	DUCATI	2'00.869	11 15	1.356 0.089	327.2
15	1 Francesco BAGNAIA	ITA	Ducati Lenovo Team	DUCATI	2'00.888	12 16	1.375 0.019	333.3
16	23 Enea BASTIANINI	ITA	Ducati Lenovo Team	DUCATI	2'00.902	7 18	1.389 0.014	332.3
17	93 Marc MARQUEZ	SPA	Repsol Honda Team	HONDA	2'01.110	6 15	1.597 0.208	330.2
18	33 Brad BINDER	RSA	Red Bull KTM Factory Racing	KTM	2'01.178	14 16	1.665 0.068	331.2
19	36 Joan MIR	SPA	Repsol Honda Team	HONDA	2'01.348	10 15	1.835 0.170	331.2
20	12 Maverick VIÑALES	SPA	Aprilia Racing	APRILIA	2'01.352	15 16	1.839 0.004	332.3
21	30 Takaaki NAKAGAMI	JPN	LCR Honda IDEMITSU	HONDA	2'01.537	13 17	2.024 0.185	325.3
22	19 Alvaro BAUTISTA	SPA	Aruba.it Racing	DUCATI	2'02.516	9 15	3.003 0.979	324.3
23	27 Iker LECUONA	SPA	LCR Honda CASTROL	HONDA	2'03.293	12 15	3.780 0.777	320.4

Practice condition: Dry

Air: 31°

Humidity: 71%

Ground: 42°

Fastest Lap:	Lap: 14	Jorge MARTIN	1'59.513	166.9 Km/h
Best Race Lap:	2022	Jorge MARTIN	1'59.634	166.7 Km/h
All Time Lap Record:	2022	Jorge MARTIN	1'57.790	169.4 Km/h

The results are provisional until the end of the limit for protest and appeals.

Time limit for protest expires 60' after publication of the results - Time:

These data/results cannot be reproduced, stored and/or transmitted in whole or in part by any manner of electronic, mechanical, photocopying, recording, broadcasting or otherwise now known or herein after developed without the previous express consent by the copyright owner, except for reproduction in daily press and regular printed publications on sale to the public within 60 days of the event related to those data/results and always provided that copyright symbol appears together as follows below.

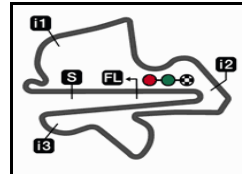
© DORNA, 2023

Official MotoGP Timing by TISSOT

www.motogp.com

Sepang, Friday, November 10, 2023





5543 m.

PETRONAS GRAND PRIX OF MALAYSIA

Free Practice Nr. 1

Top Speed & Average

4



Rider	Nation	Motorcycle	Top 5 speeds					Average	Top
1 Francesco BAGNAIA	ITA	DUCATI	333.3	333.3	332.3	332.3	331.2	332.0	333.3
5 Johann ZARCO	FRA	DUCATI	332.3	327.2	325.3	325.3	324.3	326.9	332.3
12 Maverick VIÑALES	SPA	APRILIA	332.3	332.3	329.2	328.2	328.2	329.7	332.3
20 Fabio QUARTARARO	FRA	YAMAHA	332.3	331.2	331.2	330.2	329.2	330.8	332.3
23 Enea BASTIANINI	ITA	DUCATI	332.3	331.2	331.2	330.2	330.2	331.0	332.3
43 Jack MILLER	AUS	KTM	332.3	332.3	330.2	330.2	329.2	330.8	332.3
21 Franco MORBIDELLI	ITA	YAMAHA	331.2	330.2	330.2	329.2	329.2	330.0	331.2
33 Brad BINDER	RSA	KTM	331.2	331.2	330.2	328.2	328.2	329.8	331.2
36 Joan MIR	SPA	HONDA	331.2	330.2	330.2	328.2	327.2	329.4	331.2
73 Alex MARQUEZ	SPA	DUCATI	331.2	328.2	328.2	327.2	327.2	328.0	331.2
10 Luca MARINI	ITA	DUCATI	330.2	329.2	329.2	328.2	327.2	328.3	330.2
89 Jorge MARTIN	SPA	DUCATI	330.2	329.2	329.2	329.2	327.2	329.0	330.2
93 Marc MARQUEZ	SPA	HONDA	330.2	329.2	329.2	328.2	328.2	329.0	330.2
72 Marco BEZZECCHI	ITA	DUCATI	329.2	329.2	328.2	328.2	328.2	328.5	329.2
88 Miguel OLIVEIRA	POR	APRILIA	329.2	329.2	329.2	328.2	327.2	328.4	329.2
41 Aleix ESPARGARO	SPA	APRILIA	328.2	327.2	326.2	325.3	324.3	325.7	328.2
37 Augusto FERNANDEZ	SPA	KTM	327.2	326.2	323.3	323.3	322.3	324.5	327.2
49 Fabio DI GIANNANTONIO	ITA	DUCATI	327.2	326.2	325.3	325.3	325.3	325.9	327.2
25 Raul FERNANDEZ	SPA	APRILIA	326.2	326.2	326.2	325.3	324.3	325.6	326.2
44 Pol ESPARGARO	SPA	KTM	326.2	326.2	326.2	324.3	320.4	324.7	326.2
30 Takaaki NAKAGAMI	JPN	HONDA	325.3	323.3	323.3	323.3	321.4	323.3	325.3
19 Alvaro BAUTISTA	SPA	DUCATI	324.3	320.4	318.5	312.1	312.1	317.5	324.3
27 Iker LECUONA	SPA	HONDA	320.4	319.5	318.5	317.6	310.3	317.3	320.4

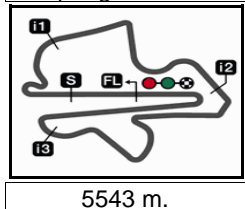
These data/results cannot be reproduced, stored and/or transmitted in whole or in part by any manner of electronic, mechanical, photocopying, recording, broadcasting or otherwise now known or herein after developed without the previous express consent by the copyright owner, except for reproduction in daily press and regular printed publications on sale to the public within 60 days of the event related to those data/results and always provided that copyright symbol appears together as follows below.

© DORNA, 2023

Official MotoGP Timing by TISSOT
www.motogp.com



Sepang, Friday, November 10, 2023



PETRONAS GRAND PRIX OF MALAYSIA

Free Practice Nr. 1

Chronological Analysis of Performances

5

* Lap / Sector time cancelled **T1** Time from finish line to 1st intermediate **T3** Time from 2nd intermed. to 3rd intermed.
P Crossing the finish line in pit lane **T2** Time from 1st intermed. to 2nd intermed. **T4** Time from 3rd intermediate to finish line
****** Tyre data subject to further updates

Lap	Lap Time	T1	T2	T3	T4	Speed	Lap	Lap Time	T1	T2	T3	T4	Speed	
1st	89	Jorge MARTIN DUCATI SPA						13	2'13.579 P	25.147	27.845	38.896	41.691	327.2
		Prima Pramac Racing												
		Runs=3 Total laps=16 Full laps=11 Valid laps=10												
Run #	1	Front Tyre	Slick-Soft	Rear Tyre	Slick-Hard		Run #	3	Front Tyre	Slick-Soft	Rear Tyre	Slick-Hard		
		New Tyre		New Tyre					New Tyre		New Tyre			
1	2'48.473	26.412	29.607	39.205	30.835		14	6'58.791	27.769	30.015	39.582	30.786		
2	2'02.816	25.510	28.359	38.431	30.516	313.9	15	2'00.359	25.066	27.651	37.208	30.434	328.2	
3	2'00.984	25.164	27.748	37.435	30.637	324.3	16	1'59.562	24.759	27.454	37.198	30.151	327.2	
4	2'05.344	25.196	27.742	41.679	30.727	315.7	17	1'59.676	24.786	27.437	37.270	30.183	331.2	
5	2'00.842	25.124	27.675	37.594	30.449	326.2								
6	2'23.031 P	30.065	30.062	41.811	41.093	320.4								
Run #	2	Front Tyre	Slick-Soft	Rear Tyre	Slick-Hard		3rd	5	Johann ZARCO DUCATI FRA					
		6 Laps at start		6 Laps at start					Prima Pramac Racing					
		Runs=3 Total laps=14 Full laps=9 Valid laps=8												
Run #	1	Front Tyre	Slick-Soft	Rear Tyre	Slick-Hard		Run #	1	Front Tyre	Slick-Soft	Rear Tyre	Slick-Hard		
		New Tyre		New Tyre					New Tyre		New Tyre			
7	7'39.095	27.786	29.227	38.299	30.873		1	2'36.941	25.931	29.469	39.168	31.075		
8	2'03.921	25.406	27.908	37.565	33.042	322.3	2	2'02.804	25.362	28.124	38.445	30.873	313.9	
9	2'01.341	25.362	27.859	37.509	30.611	325.3	3	2'02.868	25.241	28.091	38.684	30.852	312.1	
10	2'01.108	25.223	27.755	37.585	30.545	327.2	4	2'01.282	25.120	27.785	37.976	30.401	315.7	
11	2'01.384 *	25.222	27.808	37.625	30.729*	329.2	5	2'18.625 P	25.126	27.979	46.454	39.066	323.3	
12	2'22.435 P	28.719	30.169	39.928	43.619	285.7	Run #	2	Front Tyre	Slick-Soft	Rear Tyre	Slick-Hard		
Run #	3	Front Tyre	Slick-Medium	Rear Tyre	Slick-Medium				5 Laps at start		5 Laps at start			
		New Tyre		New Tyre					New Tyre		New Tyre			
13	7'54.487	29.011	29.032	38.170	30.419		6	11'10.287	25.059	28.838	38.664	30.842		
14	1'59.513	24.940	27.520	36.969	30.084	329.2	7	2'01.396	25.257	27.998	37.617	30.524	325.3	
15	1'59.743	24.842	27.406	37.215	30.280	330.2	8	2'01.280	25.181	27.909	37.492	30.698	332.3	
16	2'00.094	24.941	27.491	37.177	30.485	329.2	9	2'19.704 *	25.072	27.911	44.563	42.158*	327.2	
							10	2'00.875	25.128	27.771	37.420	30.556	324.3	
							11	2'26.441 P	32.177	32.993	39.606	41.665	313.9	
2nd	73	Alex MARQUEZ DUCATI SPA						Run #	3	Front Tyre	Slick-Soft	Rear Tyre	Slick-Hard	
		Gresini Racing MotoGP								New Tyre		New Tyre		
		Runs=3 Total laps=17 Full laps=12 Valid laps=11												
Run #	1	Front Tyre	Slick-Soft	Rear Tyre	Slick-Hard		12	9'20.587	26.239	30.348	40.651	30.651		
		New Tyre		New Tyre			13	1'59.914	24.884	27.570	37.259	30.201	325.3	
1	2'17.940	29.999	30.112	39.865	31.393		14	2'00.818	25.127	27.740	37.437	30.514	321.4	
2	2'02.713	25.897	28.022	38.045	30.749	300.0								
3	2'01.159	25.307	27.776	37.587	30.489	327.2								
4	2'00.680	24.984	27.879	37.427	30.390	325.3								
5	2'00.604	25.030	27.600	37.369	30.605	327.2								
6	2'00.530	24.917	27.657	37.421	30.535	328.2								
7	2'14.063 P	26.340	29.038	38.267	40.418	311.2								
Run #	2	Front Tyre	Slick-Soft	Rear Tyre	Slick-Hard		4th	21	Franco MORBIDELLI YAMAHA ITA					
		7 Laps at start		7 Laps at start					Monster Energy Yamaha MotoGP					
		Runs=2 Total laps=16 Full laps=13 Valid laps=13												
Run #	1	Front Tyre	Slick-Soft	Rear Tyre	Slick-Hard		Run #	1	Front Tyre	Slick-Soft	Rear Tyre	Slick-Hard		
		New Tyre		New Tyre					New Tyre		New Tyre			
8	8'04.694	27.086	29.251	39.501	31.532		1	2'49.900	27.811	31.949	40.526	31.289		
9	2'02.059	25.447	28.009	37.982	30.621	323.3	2	2'03.226	25.576	28.456	38.364	30.830	315.7	
10	2'01.326	25.366	27.746	37.720	30.494	327.2	3	2'01.897	25.240	28.258	37.767	30.632	322.3	
11	2'01.124 *	25.104	27.849	37.563	30.608*	325.3	4	2'01.479	25.177	28.085	37.696	30.521	318.5	
12	2'01.442	25.162	27.777	37.502	31.001	324.3	5	2'01.287	25.051	28.010	37.577	30.649	330.2	
							6	2'19.365	33.528	32.090	42.826	30.921	316.7	
							7	2'00.923	25.100	27.905	37.414	30.504	328.2	
							8	2'12.602 P	24.997	27.945	37.496	42.164	326.2	

Fastest Lap: Jorge MARTIN Prima Pramac Racing SPA **1'59.513** 24.940 27.520 36.969 30.084

These data/results cannot be reproduced, stored and/or transmitted in whole or in part by any manner of electronic, mechanical, photocopying, recording, broadcasting or otherwise now known or herein after developed without the previous express consent by the copyright owner, except for reproduction in daily press and regular printed publications on sale to the public within 60 days of the event related to those data/results and always provided that copyright symbol appears together as follows below.
 © DORNA, 2023



Free Practice Nr. 1

MotoGP

Lap	Lap Time	T1	T2	T3	T4	Speed	Lap	Lap Time	T1	T2	T3	T4	Speed
Run # 2	Front Tyre	Slick-Soft	Rear Tyre	Slick-Hard			14	2'00.242	24.951	27.631	37.209	30.451	327.2
		New Tyre		New Tyre			15	2'20.188	P 26.786	29.542	44.132	39.728	323.3
9	13'29.208	26.554	29.179	38.236	30.711		Run # 3	Front Tyre	Slick-Soft	Rear Tyre	Slick-Hard		
10	2'00.536	25.033	27.795	37.259	30.449	330.2			8 Laps at start		8 Laps at start		
11	2'00.055	24.860	27.797	37.124	30.274	328.2	16	3'43.249	25.576	28.909	38.248	30.793	
12	2'00.567	24.926	27.896	37.379	30.366	329.2	17	2'01.939	25.428	28.065	37.720	30.726	326.2
13	2'09.326	24.860	27.876	42.826	33.764	328.2	18	2'01.663	25.058	27.928	37.937	30.740	328.2
14	2'00.630	24.911	27.811	37.466	30.442	329.2	7th 41 Aleix ESPARGARO APRILIA SPA						
15	2'18.324	25.071	34.708	45.975	32.570	324.3	Aprilia Racing						
16	2'00.778	25.068	27.860	37.388	30.462	331.2	Runs=3 Total laps=11 Full laps=6 Valid laps=9						

Run #	Front Tyre	Slick-Soft	Rear Tyre	Slick-Hard	Speed
Run # 1	Front Tyre	Slick-Soft	Rear Tyre	Slick-Hard	
		New Tyre		New Tyre	
1	2'48.044	24.432	28.731	38.501	30.858
2	2'02.066	25.255	28.032	37.973	30.806 320.4
3	2'01.212	25.039	27.682	37.788	30.703 325.3
4	2'00.733	24.934	27.699	37.641	30.459 328.2
5	2'18.911	P 24.932	27.875	43.638	42.466 327.2
Run # 2	Front Tyre	Slick-Soft	Rear Tyre	Slick-Hard	
		5 Laps at start		5 Laps at start	
6	12'36.749	25.614	28.931	38.337	30.898
7	2'01.910	25.227	28.095	37.921	30.667 317.6
	unfinished	25.049	27.825	37.652	324.3
Run # 3	Front Tyre	Slick-Soft	Rear Tyre	Slick-Hard	
		New Tyre		New Tyre	
8	2'02.936	26.744	28.187	37.604	30.401
9	2'00.244	24.915	27.579	37.246	30.504 324.3
10	2'00.420	24.832	27.556	37.602	30.430 326.2
11	2'00.452	24.931	27.593	37.433	30.495 324.3

Run #	Front Tyre	Slick-Soft	Rear Tyre	Slick-Hard	Speed
Run # 2	Front Tyre	Slick-Soft	Rear Tyre	Slick-Hard	
		New Tyre		New Tyre	
10	12'13.054	26.224	29.043	38.314	30.792
11	2'00.891	25.012	27.789	37.535	30.555 328.2
12	2'00.487	24.922	27.678	37.460	30.427 328.2
13	2'00.134	24.764	27.576	37.314	30.480 328.2
14	2'07.872	24.791	30.286	40.912	31.883 328.2
15	2'01.075	25.220	27.706	37.563	30.586 329.2
16	2'06.550 *	27.728	29.946	38.078	30.798* 331.2
17	2'00.595	24.860	27.667	37.521	30.547 331.2

Run #	Front Tyre	Slick-Soft	Rear Tyre	Slick-Hard	Speed
Run # 1	Front Tyre	Slick-Soft	Rear Tyre	Slick-Hard	
		New Tyre		New Tyre	
1	3'11.595	26.849	30.524	40.200	32.313
2	2'03.560	25.679	28.508	38.498	30.875 327.2
3	2'02.743	25.603	28.238	38.148	30.754 325.3
4	2'02.129	25.369	28.037	37.935	30.788 326.2
5	2'01.421	25.114	27.877	37.709	30.721 329.2
6	2'02.066	25.052	27.924	38.074	31.016 329.2
7	2'01.330	25.166	27.838	37.641	30.685 330.2
8	2'19.432	P 28.182	30.888	40.057	40.305 325.3
Run # 2	Front Tyre	Slick-Soft	Rear Tyre	Slick-Hard	
		New Tyre		New Tyre	
9	8'47.633	28.505	29.469	39.392	31.172
10	2'01.533 *	25.423	27.840	37.611	30.659* 322.3
11	2'01.494	25.075	27.696	38.005	30.718 327.2
12	2'00.697	25.059	27.734	37.460	30.444 325.3
13	2'03.099	25.122	27.793	39.536	30.648 316.7

Run #	Front Tyre	Slick-Soft	Rear Tyre	Slick-Hard	Speed
Run # 3	Front Tyre	Slick-Medium	Rear Tyre	Slick-Medium	
		New Tyre		New Tyre	
11	11'17.109	26.949	38.930	41.441	30.971
12	2'01.029	25.018	27.925	37.541	30.545 328.2
13	2'00.584	24.880	27.861	37.342	30.501 328.2
14	2'00.411	24.750	27.590	37.541	30.530 329.2
15	2'00.251	24.696	27.594	37.567	30.394 328.2

Fastest Lap:	Jorge MARTIN	Prima Pramac Racing	SPA	1'59.513	24.940	27.520	36.969	30.084
---------------------	--------------	---------------------	-----	-----------------	--------	--------	--------	--------

These data/results cannot be reproduced, stored and/or transmitted in whole or in part by any manner of electronic, mechanical, photocopying, recording, broadcasting or otherwise now known or herein after developed without the previous express consent by the copyright owner, except for reproduction in daily press and regular printed publications on sale to the public within 60 days of the event related to those data/results and always provided that copyright symbol appears together as follows below.
© DORNA, 2023

Official MotoGP Timing by TISSOT
www.motogp.com

Sepang, Friday, November 10, 2023

Page 2 of 6



Free Practice Nr. 1

MotoGP

Lap	Lap Time	T1	T2	T3	T4	Speed	Lap	Lap Time	T1	T2	T3	T4	Speed
9th	44	Poi ESPARGARO KTM SPA											
		GASGAS Factory Racing Tech3											
		Runs=4		Total laps=14		Full laps=7		Valid laps=7					
Run #	1	Front Tyre	Slick-Soft	Rear Tyre	Slick-Hard								
		New Tyre		New Tyre									
1	2'36.638	27.020	29.865	39.761	31.116								
2	2'02.689	25.461	27.969	38.473	30.786	318.5							
3	2'02.293	25.283	28.299	38.141	30.570	313.0							
4	2'01.059	24.994	27.828	37.697	30.540	320.4							
5	2'17.645	31.356	31.912	40.544	33.833	305.9							
6	2'09.987 P	25.298	27.971	38.273	38.445	303.3							
Run #	2	Front Tyre	Slick-Soft	Rear Tyre	Slick-Hard								
		6 Laps at start		6 Laps at start									
7	9'06.143	24.819	28.935	39.739	31.014								
8	2'03.145	25.352	28.410	38.564	30.819	324.3							
9	2'12.059 P	25.403	28.146	40.029	38.481	326.2							
Run #	3	Front Tyre	Slick-Soft	Rear Tyre	Slick-Hard								
		9 Laps at start		9 Laps at start									
10	7'18.521	26.993	30.903	38.647	30.848								
11	2'01.391	25.187	27.940	37.685	30.579	326.2							
12	2'11.387 P	26.033	29.313	38.933	37.108	311.2							
Run #	4	Front Tyre	Slick-Soft	Rear Tyre	Slick-Hard								
		New Tyre		New Tyre									
13	5'39.032	26.678	28.729	38.190	30.872								
14	2'00.298	25.041	27.674	37.359	30.224	326.2							
10th	37	Augusto FERNANDEZ KTM SPA											
		GASGAS Factory Racing Tech3											
		Runs=2		Total laps=18		Full laps=15		Valid laps=15					
Run #	1	Front Tyre	Slick-Soft	Rear Tyre	Slick-Hard								
		New Tyre		New Tyre									
1	2'33.376	26.609	30.190	39.581	31.384								
2	2'04.136	25.838	28.455	38.841	31.002	278.3							
3	2'02.046	25.418	27.935	37.884	30.809	305.9							
4	2'01.226	25.185	27.731	37.743	30.567	314.8							
5	2'08.909	25.204	28.630	41.082	33.993	323.3							
6	2'01.995	25.400	27.952	37.729	30.914	313.9							
7	2'01.449	25.239	27.994	37.617	30.599	315.7							
8	2'01.239	25.210	27.849	37.485	30.695	318.5							
9	2'15.835 P	27.495	29.115	38.358	40.867	309.4							
Run #	2	Front Tyre	Slick-Soft	Rear Tyre	Slick-Hard								
		New Tyre		New Tyre									
10	11'30.658	27.568	29.909	44.589	32.586								
11	2'01.973	25.610	28.010	37.619	30.734	314.8							
12	2'00.928	25.141	27.892	37.523	30.372	321.4							
13	2'00.467	24.993	27.760	37.402	30.312	322.3							
14	2'01.306	25.133	27.959	37.481	30.733	326.2							
15	2'02.089	25.245	28.131	37.745	30.968	321.4							
16	2'01.742	25.239	28.059	37.656	30.788	323.3							
17	2'06.839	26.772	30.652	38.596	30.819	321.4							
18	2'01.817	25.440	27.995	37.698	30.684	327.2							
12th	88	Miguel OLIVEIRA APRILIA POR											
		CryptoDATA RNF MotoGP Team											
		Runs=2		Total laps=18		Full laps=15		Valid laps=15					
Run #	1	Front Tyre	Slick-Soft	Rear Tyre	Slick-Hard								
		New Tyre		New Tyre									
1	2'32.293	26.918	29.697	39.779	31.852								
2	2'05.608	26.457	29.580	38.590	30.981	290.3							
3	2'02.250	25.572	28.002	38.111	30.565	307.6							
4	2'01.749	25.240	27.891	37.945	30.673	316.7							
5	2'07.137	29.539	28.717	38.096	30.785	325.3							
6	2'01.877	25.369	28.037	37.796	30.675	313.0							
7	2'01.492	25.155	27.991	37.666	30.680	323.3							
8	2'01.459	25.118	28.064	37.702	30.575	326.2							
9	2'14.146 P	26.741	29.665	38.983	38.757	315.7							
Run #	2	Front Tyre	Slick-Medium	Rear Tyre	Slick-Medium								
		New Tyre		New Tyre									
10	11'26.032	26.993	29.135	38.510	30.909								
11	2'01.506	25.227	27.895	37.434	30.950	329.2							
12	2'00.594	24.978	27.767	37.428	30.421	327.2							
13	2'09.760	24.999	30.545	43.400	30.816	326.2							
14	2'01.002	25.084	27.711	37.426	30.781	328.2							
15	2'07.911	27.635	30.098	39.292	30.886	329.2							
16	2'02.982	25.296	27.853	38.655	31.178	329.2							
17	2'01.724	25.231	27.992	37.755	30.746	327.2							
18	2'01.363	25.251	27.850	37.556	30.706	323.3							
13th	25	Raul FERNANDEZ APRILIA SPA											
		CryptoDATA RNF MotoGP Team											
		Runs=3		Total laps=13		Full laps=8		Valid laps=7					
Run #	1	Front Tyre	Slick-Soft	Rear Tyre	Slick-Hard								
		New Tyre		New Tyre									
1	3'05.127	25.944	29.882	38.843	31.372								
2	2'02.668	25.792	28.215	37.805	30.856	312.1							
3	2'04.903	25.328	28.064	40.196	31.315	322.3							

Fastest Lap: Jorge MARTIN Prima Pramac Racing SPA **1'59.513** 24.940 27.520 36.969 30.084

These data/results cannot be reproduced, stored and/or transmitted in whole or in part by any manner of electronic, mechanical, photocopying, recording, broadcasting or otherwise now known or herein after developed without the previous express consent by the copyright owner, except for reproduction in daily press and regular printed publications on sale to the public within 60 days of the event related to those data/results and always provided that copyright symbol appears together as follows below.
© DORNA, 2023



Free Practice Nr. 1

MotoGP

Lap	Lap Time	T1	T2	T3	T4	Speed	Lap	Lap Time	T1	T2	T3	T4	Speed
4	2'02.070	25.267	28.032	38.007	30.764	324.3	10	2'01.318 *	25.195	27.983	37.632	30.508*	332.3
5	2'03.330	25.265	28.003	38.637	31.425	323.3	11	2'01.051	25.135	27.875	37.606	30.435	333.3
6	2'19.292 P	25.383	28.008	43.908	41.993	322.3	12	2'00.888	25.048	27.866	37.502	30.472	333.3
Run # 2	Front Tyre	Slick-Soft	Rear Tyre	Slick-Hard									
	6 Laps at start			6 Laps at start									
7	8'26.740	25.129	28.883	37.834	30.989		Run # 3	Front Tyre	Slick-Soft	Rear Tyre	Slick-Hard		
8	2'01.537	25.323	27.815	37.798	30.601	325.3		13 Laps at start			13 Laps at start		
9	2'01.517	25.134	27.976	37.577	30.830	326.2	14	7'56.300	26.078	28.643	38.279	30.776	
10	2'01.788 *	25.163	27.905	37.746	30.974*	326.2	15	2'08.286	25.220	31.989	40.123	30.954	331.2
11	2'26.189 P	26.615	32.470	41.803	45.301	310.3	16	2'18.953 P	25.238	28.183	45.439	40.093	331.2
Run # 3	Front Tyre	Slick-Hard	Rear Tyre	Slick-Hard									
	New Tyre		New Tyre										
12	12'33.976	25.841	32.359	38.387	30.724								
13	2'00.780	25.176	27.692	37.461	30.451	326.2							

14th	49	Fabio DI GIANNANTON	DUCATI	ITA						
		Gresini Racing MotoGP								
		Runs=3	Total laps=15	Full laps=10 Valid laps=9						
Run # 1	Front Tyre	Slick-Soft	Rear Tyre	Slick-Hard						
	New Tyre		New Tyre							
1	2'16.520	27.386	29.788	39.452	31.041					
2	2'03.090	25.808	28.341	38.235	30.706	311.2				
3	2'02.078	25.362	28.130	38.048	30.538	324.3				
4	2'04.130	25.361	28.005	40.017	30.747	323.3				
5	2'01.752	25.352	28.118	37.758	30.524	326.2				
6	2'01.557	25.230	28.022	37.685	30.620	323.3				
7	2'19.360 P	27.874	30.346	39.658	41.482	313.9				
Run # 2	Front Tyre	Slick-Soft	Rear Tyre	Slick-Hard						
	7 Laps at start		7 Laps at start							
8	10'38.068	25.414	28.744	38.025	30.576					
9	2'01.234	25.167	28.034	37.558	30.475	325.3				
10	2'01.308 *	25.211	27.962	37.481	30.654*	322.3				
11	2'00.869	25.009	27.846	37.452	30.562	325.3				
12	2'18.129 P	25.179	30.102	40.781	42.067	325.3				
Run # 3	Front Tyre	Slick-Soft	Rear Tyre	Slick-Hard						
	12 Laps at start		12 Laps at start							
13	7'04.845	25.926	28.826	38.139	30.721					
14	2'06.195	25.193	30.914	38.901	31.187	324.3				
15	2'01.483	25.193	27.952	37.698	30.640	327.2				

15th	1	Francesco BAGNAIA	DUCATI	ITA						
		Ducati Lenovo Team								
		Runs=3	Total laps=16	Full laps=10 Valid laps=9						
Run # 1	Front Tyre	Slick-Soft	Rear Tyre	Slick-Hard						
	New Tyre		New Tyre							
1	2'54.433	26.659	29.601	39.305	31.230					
2	2'02.663	25.822	28.150	38.064	30.627	316.7				
3	2'01.952	25.363	27.940	37.932	30.717	329.2				
4	2'01.663	25.219	27.857	37.744	30.843	331.2				
5	2'03.301	25.227	27.883	39.566	30.625	330.2				
6	2'08.165	25.232	30.098	39.758	33.077	324.3				
7	2'01.667	25.276	28.023	37.824	30.544	331.2				
8	2'17.655 P	27.386	30.785	39.833	39.651	328.2				
Run # 2	Front Tyre	Slick-Soft	Rear Tyre	Slick-Hard						
	8 Laps at start		8 Laps at start							
9	8'23.149	26.267	28.808	38.517	30.640					

16th	23	Enea BASTIANINI	DUCATI	ITA						
		Ducati Lenovo Team								
		Runs=2	Total laps=18	Full laps=15 Valid laps=15						
Run # 1	Front Tyre	Slick-Soft	Rear Tyre	Slick-Hard						
	New Tyre		New Tyre							
1	2'47.210	27.626	29.995	39.802	31.140					
2	2'03.160	25.856	28.156	38.557	30.591	313.0				
3	2'01.446	25.206	27.856	37.716	30.668	317.6				
4	2'01.407	25.064	27.770	37.963	30.610	327.2				
5	2'06.937	29.235	29.101	37.858	30.743	331.2				
6	2'08.125	25.067	27.823	39.971	35.264	322.3				
7	2'00.902	25.061	27.744	37.609	30.488	324.3				
8	2'28.632 P	29.726	28.489	50.544	39.873	332.3				
Run # 2	Front Tyre	Slick-Soft	Rear Tyre	Slick-Hard						
	8 Laps at start		8 Laps at start							
9	9'58.304	27.977	30.414	38.604	30.749					
10	2'04.300	25.260	27.909	39.293	31.838	325.3				
11	2'03.410	26.985	27.914	37.894	30.617	330.2				
12	2'05.186	28.869	27.931	37.767	30.619	331.2				
13	2'01.268	25.010	28.048	37.740	30.470	327.2				
14	2'00.998	25.019	27.871	37.652	30.456	330.2				
15	2'12.617	30.020	29.681	39.495	33.421	322.3				
16	2'06.093	25.248	29.918	39.912	31.015	320.4				
17	2'08.236	25.159	31.832	40.012	31.233	324.3				
18	2'01.289	25.122	27.989	37.703	30.475	322.3				

17th	93	Marc MARQUEZ	HONDA	SPA						
		Repsol Honda Team								
		Runs=4	Total laps=15	Full laps=8 Valid laps=8						
Run # 1	Front Tyre	Slick-Soft	Rear Tyre	Slick-Hard						
	New Tyre		New Tyre							
1	2'17.798	25.458	29.402	38.892	31.000					
2	2'03.136	26.158	28.112	38.049	30.817	328.2				
3	2'01.159	25.169	27.868	37.593	30.529	314.8				
4	2'04.299	25.757	28.029	39.722	30.791	310.3				
5	2'01.756	25.119	27.871	38.016	30.750	328.2				
6	2'01.110	25.094	27.818	37.626	30.572	323.3				
7	2'14.248 P	26.604	29.400	39.233	39.011	316.7				
Run # 2	Front Tyre	Slick-Soft	Rear Tyre	Slick-Hard						
	7 Laps at start		7 Laps at start							
8	8'47.474	25.875	29.721	38.547	30.686					
9	2'01.315	25.178	27.880	37.709	30.548	329.2				
10	2'04.465	25.183	28.025	40.304	30.953	329.2				
11	2'11.189 P	25.169	27.849	37.789	40.382	326.2				

Fastest Lap: Jorge MARTIN Prima Pramac Racing SPA 1'59.513 24.940 27.520 36.969 30.084

These data/results cannot be reproduced, stored and/or transmitted in whole or in part by any manner of electronic, mechanical, photocopying, recording, broadcasting or otherwise now known or herein after developed without the previous express consent by the copyright owner, except for reproduction in daily press and regular printed publications on sale to the public within 60 days of the event related to those data/results and always provided that copyright symbol appears together as follows below.
© DORNA, 2023



Free Practice Nr. 1

MotoGP

Lap	Lap Time	T1	T2	T3	T4	Speed	Lap	Lap Time	T1	T2	T3	T4	Speed	
Run # 3	Front Tyre Slick-Soft		Rear Tyre Slick-Hard				15	2'01.649	25.164	27.999	37.824	30.662	327.2	
		11 Laps at start		11 Laps at start										
12	8'12.521	28.075	29.109	38.422	30.731		20th 12 Maverick VIÑALES							
13	2'02.827	25.363	28.452	38.222	30.790	330.2	Aprilia Racing		APRILIA		SPA			
14	2'10.609	P 25.398	28.380	38.788	38.043	323.3	Runs=3 Total laps=16 Full laps=11 Valid laps=11							
Run # 4	Front Tyre Slick-Soft		Rear Tyre Slick-Hard				Run # 1	Front Tyre Slick-Soft		Rear Tyre Slick-Hard				
		14 Laps at start		14 Laps at start				New Tyre		New Tyre				
15	3'02.877	24.862	28.160	37.784	30.711		1	3'03.209	25.875	29.712	39.289	31.340		
18th 33 Brad BINDER			KTM		RSA									
		Red Bull KTM Factory Racing												
		Runs=2 Total laps=16 Full laps=13 Valid laps=13												
Run # 1	Front Tyre Slick-Soft		Rear Tyre Slick-Hard				Run # 2	Front Tyre Slick-Soft		Rear Tyre Slick-Hard				
		New Tyre		New Tyre				7 Laps at start		7 Laps at start				
1	2'35.807	27.193	29.713	39.537	30.992		8	7'00.135	25.925	28.676	39.465	30.925		
2	2'02.908	25.275	28.336	38.713	30.584	321.4	9	2'01.474	25.354	27.938	37.570	30.612	325.3	
3	2'01.733	25.439	27.946	37.861	30.487	304.2	10	2'01.449	25.241	27.884	37.591	30.733	328.2	
4	2'01.708	25.075	27.950	37.872	30.811	308.5	11	2'16.513	P 25.223	27.905	37.871	45.514	326.2	
5	2'17.303	40.897	28.033	37.792	30.581	311.2	Run # 3	Front Tyre Slick-Soft		Rear Tyre Slick-Hard				
6	2'02.073	25.161	27.952	37.733	31.227	323.3			11 Laps at start		11 Laps at start			
7	2'01.984	25.320	27.950	37.927	30.787	331.2	12	9'35.003	26.334	28.691	37.937	30.701		
8	2'01.299	25.094	27.874	37.705	30.626	327.2	13	2'02.448	25.239	28.034	37.861	31.314	328.2	
9	2'21.779	P 27.722	30.633	40.257	43.167	325.3	14	2'01.529	25.224	27.947	37.603	30.755	328.2	
Run # 2	Front Tyre Slick-Soft		Rear Tyre Slick-Hard				15	2'01.352	25.173	27.895	37.622	30.662	325.3	
		9 Laps at start		9 Laps at start				16	2'07.953	27.396	29.188	40.408	30.961	332.3
10	13'50.090	28.038	30.472	41.474	31.237		21st 30 Takaaki NAKAGAMI							
11	2'02.298	25.293	28.242	37.945	30.818	327.2	LCR Honda IDEMITSU		HONDA		JPN			
12	2'16.369	25.096	40.641	39.822	30.810	328.2	Runs=3 Total laps=17 Full laps=12 Valid laps=12							
13	2'02.165	25.187	27.948	38.180	30.850	330.2	Run # 1	Front Tyre Slick-Soft		Rear Tyre Slick-Hard				
14	2'01.178	25.044	27.937	37.535	30.662	327.2			New Tyre		New Tyre			
15	2'01.503	25.122	27.812	37.862	30.707	331.2	1	2'30.720	27.351	33.781	42.381	31.405		
16	2'01.586	25.031	28.050	37.710	30.795	328.2	2	2'04.068	26.070	28.414	38.769	30.815	314.8	
19th 36 Joan MIR			HONDA		SPA									
		Repsol Honda Team												
		Runs=3 Total laps=15 Full laps=10 Valid laps=9												
Run # 1	Front Tyre Slick-Soft		Rear Tyre Slick-Hard				Run # 2	Front Tyre Slick-Soft		Rear Tyre Slick-Hard				
		New Tyre		New Tyre				6 Laps at start		6 Laps at start				
1	2'32.392	26.716	29.852	39.879	31.135		7	8'19.819	28.266	32.390	39.976	31.148		
2	2'03.179	25.991	28.390	38.096	30.702	295.8	8	2'02.895	25.292	28.105	38.634	30.864	323.3	
3	2'02.274	25.291	28.127	38.280	30.576	328.2	9	2'01.640	25.149	27.933	37.943	30.615	323.3	
4	2'01.625	25.162	27.866	37.907	30.690	317.6	10	2'08.322	26.725	30.292	40.192	31.113	323.3	
5	2'19.851	P 25.133	31.547	39.217	43.954	315.7	11	2'02.173	25.231	27.936	37.783	31.223	318.5	
Run # 2	Front Tyre Slick-Soft		Rear Tyre Slick-Hard				12	2'05.135	28.414	28.101	37.948	30.672	316.7	
		5 Laps at start		5 Laps at start				13	2'01.537	25.127	28.062	37.718	30.630	321.4
6	11'28.378	25.721	28.968	38.528	30.778		14	2'19.395	P 27.257	31.247	39.844	41.047	318.5	
7	2'02.656	25.675	28.341	38.084	30.556	330.2	Run # 3	Front Tyre Slick-Soft		Rear Tyre Slick-Hard				
8	2'03.463	26.752	28.305	37.913	30.493	330.2			14 Laps at start		14 Laps at start			
9	2'01.877	* 25.293	28.047	37.958	30.579*	317.6	15	6'04.860	29.073	31.759	39.206	32.377		
10	2'01.348	25.120	27.944	37.641	30.643	320.4	16	2'08.412	25.189	31.061	40.477	31.685	313.9	
11	2'20.171	P 30.208	29.325	39.617	41.021	295.8	17	2'01.814	25.251	28.055	37.826	30.682	320.4	
Run # 3	Front Tyre Slick-Soft		Rear Tyre Slick-Hard											
		11 Laps at start		11 Laps at start										
12	7'12.577	24.766	28.617	38.031	30.546									
13	2'01.874	25.352	28.077	37.922	30.523	324.3								
14	2'01.447	25.121	28.055	37.772	30.499	331.2								

Fastest Lap: Jorge MARTIN Prima Pramac Racing SPA 1'59.513 24.940 27.520 36.969 30.084

These data/results cannot be reproduced, stored and/or transmitted in whole or in part by any manner of electronic, mechanical, photocopying, recording, broadcasting or otherwise now known or herein after developed without the previous express consent by the copyright owner, except for reproduction in daily press and regular printed publications on sale to the public within 60 days of the event related to those data/results and always provided that copyright symbol appears together as follows below.
© DORNA, 2023

Official MotoGP Timing by TISSOT
www.motogp.com

Sepang, Friday, November 10, 2023

Page 5 of 6



Free Practice Nr. 1

MotoGP

Lap	Lap Time	T1	T2	T3	T4	Speed	Lap	Lap Time	T1	T2	T3	T4	Speed
-----	----------	----	----	----	----	-------	-----	----------	----	----	----	----	-------

22nd 19 **Alvaro BAUTISTA** DUCATI SPA
Aruba.it Racing

Runs=3 Total laps=15 Full laps=10 Valid laps=9

Run #	1	Front Tyre	Slick-Soft	Rear Tyre	Slick-Hard	
		New Tyre		New Tyre		
1	2'33.914	30.003	30.442	40.295	31.823	
2	2'06.566	26.690	28.991	39.157	31.728	264.7
3	2'04.190	25.922	28.731	38.535	31.002	291.8
4	2'03.173	25.578	28.461	38.274	30.860	308.5
5	2'03.278	25.502	28.425	38.418	30.933	312.1
6	2'02.821	25.630	28.283	38.070	30.838	304.2
7	2'16.976 P	26.819	28.522	38.871	42.764	297.5
Run #	2	Front Tyre	Slick-Soft	Rear Tyre	Slick-Hard	
		7 Laps at start		7 Laps at start		
8	9'07.050	26.208	29.085	38.193	31.134	
9	2'02.516	25.546	28.212	37.927	30.831	308.5
10	2'02.431 *	25.433	28.174	37.807	31.017*	312.1
11	2'02.537	25.367	28.196	38.022	30.952	318.5
12	2'15.312 P	25.531	28.181	39.744	41.856	304.2
Run #	3	Front Tyre	Slick-Soft	Rear Tyre	Slick-Hard	
		12 Laps at start		12 Laps at start		
13	8'55.404	27.155	28.593	38.216	30.875	
14	2'02.719	25.452	28.330	38.099	30.838	320.4
15	2'02.618	25.260	28.272	38.149	30.937	324.3

23rd 27 **Iker LECUONA** HONDA SPA
LCR Honda CASTROL

Runs=3 Total laps=15 Full laps=9 Valid laps=8

Run #	1	Front Tyre	Slick-Soft	Rear Tyre	Slick-Hard	
		New Tyre		New Tyre		
1	2'31.634	26.910	32.494	42.386	32.067	
2	2'06.452	26.662	29.173	39.195	31.422	285.7
3	2'04.891	26.012	28.722	38.845	31.312	293.4
4	2'04.041	25.893	28.461	38.773	30.914	297.5
5	2'03.768	25.926	28.453	38.429	30.960	308.5
6	2'13.893 P	25.824	28.674	38.507	40.888	304.2
Run #	2	Front Tyre	Slick-Soft	Rear Tyre	Slick-Hard	
		6 Laps at start		6 Laps at start		
7	8'51.156	26.465	30.329	40.919	31.459	
8	2'04.799	26.312	28.896	38.659	30.932	303.3
9	2'03.770	25.815	28.611	38.455	30.889	310.3
10	2'03.541 *	25.716	28.464	38.248	31.113*	320.4
11	2'03.468	25.685	28.529	38.303	30.951	319.5
12	2'03.293	25.646	28.390	38.253	31.004	317.6
13	2'17.411 P	26.962	29.288	39.431	41.730	288.7
Run #	3	Front Tyre	Slick-Soft	Rear Tyre	Slick-Hard	
		13 Laps at start		13 Laps at start		
14	6'03.683	25.736	29.245	38.798	31.325	
15	2'29.166 P	25.664	28.602	39.053	55.847	318.5

Fastest Lap: Jorge MARTIN Prima Pramac Racing SPA **1'59.513** 24.940 27.520 36.969 30.084

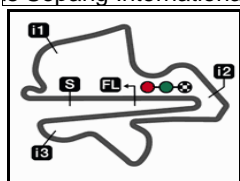
These data/results cannot be reproduced, stored and/or transmitted in whole or in part by any manner of electronic, mechanical, photocopying, recording, broadcasting or otherwise now known or herein after developed without the previous express consent by the copyright owner, except for reproduction in daily press and regular printed publications on sale to the public within 60 days of the event related to those data/results and always provided that copyright symbol appears together as follows below.
© DORNA, 2023

Official MotoGP Timing by **TISSOT**
www.motogp.com

Sepang, Friday, November 10, 2023

Page 6 of 6





5543 m.

PETRONAS GRAND PRIX OF MALAYSIA

Free Practice Nr. 1

Best Partial Times

MotoGP™

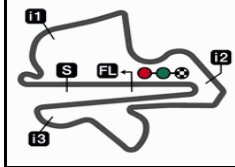
IT Ideal Lap Time, sum of the best partial times

BT Best Lap Time

T1		T2		T3		T4				<i>IT</i>	<i>BT</i>	
<i>Pos</i>	<i>Rider</i>	<i>Time</i>	<i>Rider</i>	<i>Time</i>	<i>Rider</i>	<i>Time</i>	<i>Rider</i>	<i>Time</i>	<i>Pos</i>	<i>Rider</i>	<i>IT</i>	<i>BT</i>
1	M.BEZZECCHI	24.696	J.MARTIN	27.406	J.MARTIN	36.969	J.MARTIN	30.084	1	J.MARTIN	1'59.301	1'59.513 (1)
2	A.MARQUEZ	24.759	A.MARQUEZ	27.437	F.MORBIDELLI	37.124	A.MARQUEZ	30.151	2	A.MARQUEZ	1'59.545	1'59.562 (2)
3	F.QUARTARARO	24.764	A.ESPARGARO	27.556	A.MARQUEZ	37.198	J.ZARCO	30.201	3	J.ZARCO	1'59.914	1'59.914 (3)
4	A.ESPARGARO	24.832	J.ZARCO	27.570	L.MARINI	37.209	P.ESPARGARO	30.224	4	M.BEZZECCHI	2'00.022	2'00.251 (8)
5	J.MARTIN	24.842	F.QUARTARARO	27.576	A.ESPARGARO	37.246	F.MORBIDELLI	30.274	5	A.ESPARGAR	2'00.035	2'00.244 (7)
6	F.MORBIDELLI	24.860	M.BEZZECCHI	27.590	J.ZARCO	37.259	A.FERNANDEZ	30.312	6	F.MORBIDELLI	2'00.053	2'00.055 (4)
7	J.ZARCO	24.884	L.MARINI	27.631	F.QUARTARARO	37.314	J.MILLER	30.313	7	F.QUARTARAR	2'00.081	2'00.134 (5)
8	J.MILLER	24.933	P.ESPARGARO	27.674	M.BEZZECCHI	37.342	M.BEZZECCHI	30.394	8	L.MARINI	2'00.235	2'00.242 (6)
9	L.MARINI	24.951	R.FERNANDEZ	27.692	P.ESPARGARO	37.359	A.ESPARGARO	30.401	9	P.ESPARGAR	2'00.251	2'00.298 (9)
10	M.OLIVEIRA	24.978	J.MILLER	27.710	A.FERNANDEZ	37.402	M.OLIVEIRA	30.421	10	A.FERNANDEZ	2'00.438	2'00.467 (10)
11	A.FERNANDEZ	24.993	M.OLIVEIRA	27.711	M.VIÑALES	37.421	F.QUARTARARO	30.427	11	J.MILLER	2'00.455	2'00.519 (11)
12	P.ESPARGARO	24.994	A.FERNANDEZ	27.731	M.OLIVEIRA	37.426	F.BAGNAIA	30.435	12	M.OLIVEIRA	2'00.536	2'00.594 (12)
13	F.DI GIANNANTO	25.009	E.BASTIANINI	27.744	F.DI GIANNANTO	37.452	L.MARINI	30.444	13	R.FERNANDEZ	2'00.738	2'00.780 (13)
14	E.BASTIANINI	25.010	F.MORBIDELLI	27.795	R.FERNANDEZ	37.461	R.FERNANDEZ	30.451	14	F.DI GIANNAN	2'00.782	2'00.869 (14)
15	B.BINDER	25.031	B.BINDER	27.812	J.MILLER	37.499	E.BASTIANINI	30.456	15	E.BASTIANINI	2'00.819	2'00.902 (16)
16	F.BAGNAIA	25.048	M.MARQUEZ	27.818	F.BAGNAIA	37.502	F.DI GIANNANTO	30.475	16	F.BAGNAIA	2'00.842	2'00.888 (15)
17	M.MARQUEZ	25.094	M.VIÑALES	27.827	B.BINDER	37.535	B.BINDER	30.487	17	B.BINDER	2'00.865	2'01.178 (18)
18	T.NAKAGAMI	25.115	F.DI GIANNANTO	27.846	M.MARQUEZ	37.593	J.MIR	30.493	18	M.VIÑALES	2'00.982	2'01.352 (20)
19	J.MIR	25.120	F.BAGNAIA	27.857	E.BASTIANINI	37.609	M.MARQUEZ	30.529	19	M.MARQUEZ	2'01.034	2'01.110 (17)
20	R.FERNANDEZ	25.134	J.MIR	27.866	J.MIR	37.641	M.VIÑALES	30.561	20	J.MIR	2'01.120	2'01.348 (19)
21	M.VIÑALES	25.173	T.NAKAGAMI	27.933	T.NAKAGAMI	37.718	T.NAKAGAMI	30.615	21	T.NAKAGAMI	2'01.381	2'01.537 (21)
22	A.BAUTISTA	25.260	A.BAUTISTA	28.174	A.BAUTISTA	37.807	A.BAUTISTA	30.831	22	A.BAUTISTA	2'02.072	2'02.516 (22)
23	I.LECUONA	25.646	I.LECUONA	28.390	I.LECUONA	38.248	I.LECUONA	30.889	23	I.LECUONA	2'03.173	2'03.293 (23)

These data/results cannot be reproduced, stored and/or transmitted in whole or in part by any manner of electronic, mechanical, photocopying, recording, broadcasting or otherwise now known or herein after developed without the previous express consent by the copyright owner, except for reproduction in daily press and regular printed publications on sale to the public within 60 days of the event related to those data/results and always provided that copyright symbol appears together as follows below.
© DORNA, 2023






5543 m.

PETRONAS GRAND PRIX OF MALAYSIA

Free Practice Nr. 1

Fastest Laps Sequence

<i>Practice Time</i>	 <i>Rider</i>	<i>Nation</i>	<i>Motorcycle</i>	<i>Time</i>	<i>Km/h</i>	<i>Rider's Lap</i>
4'19.610	49 Fabio DI GIANNANTONI	ITA	DUCATI	2'03.090	162.1	2
4'20.653	73 Alex MARQUEZ	SPA	DUCATI	2'02.713	162.6	2
4'39.327	44 Pol ESPARGARO	SPA	KTM	2'02.689	162.6	2
4'50.110	41 Aleix ESPARGARO	SPA	APRILIA	2'02.066	163.4	2
6'21.812	73 Alex MARQUEZ	SPA	DUCATI	2'01.159	164.6	3
6'52.273	89 Jorge MARTIN	SPA	DUCATI	2'00.984	164.9	3
8'22.492	73 Alex MARQUEZ	SPA	DUCATI	2'00.680	165.3	4
10'23.096	73 Alex MARQUEZ	SPA	DUCATI	2'00.604	165.4	5
12'23.626	73 Alex MARQUEZ	SPA	DUCATI	2'00.530	165.5	6
35'00.478	21 Franco MORBIDELLI	ITA	YAMAHA	2'00.055	166.2	11
41'24.774	89 Jorge MARTIN	SPA	DUCATI	1'59.513	166.9	14

These data/results cannot be reproduced, stored and/or transmitted in whole or in part by any manner of electronic, mechanical, photocopying, recording, broadcasting or otherwise now known or herein after developed without the previous express consent by the copyright owner, except for reproduction in daily press and regular printed publications on sale to the public within 60 days of the event related to those data/results and always provided that copyright symbol appears together as follows below.

© DORNA, 2023

Official MotoGP Timing by TISSOT
www.motogp.com

Sepang, Friday, November 10, 2023

