

5380 m.

QATAR AIRWAYS GRAND PRIX OF QATAR

Practice Nr. 2

Classification

6

		Rider	Nation	Team	Motorcycle	Time	Lap Total	Gap	Top Speed
1	54	Fermín ALDEGUER	SPA	Beta Tools SpeedUp	BOSCOSCURO	1'58.059	15 17		283.4
2	40	Aron CANET	SPA	Pons Wegow Los40	KALEX	1'58.163	15 15	0.104 0.104	288.0
3	22	Sam LOWES	GBR	Elf Marc VDS Racing Team	KALEX	1'58.313	13 16	0.254 0.150	281.2
4	35	Somkiat CHANTRA	THA	IDEMITSU Honda Team Asia	KALEX	1'58.367	15 15	0.308 0.054	289.5
5	96	Jake DIXON	GBR	Inde GASGAS Aspar Team	KALEX	1'58.434	14 14	0.375 0.067	286.4
6	18	Manuel GONZALEZ	SPA	Correos Prepago Yamaha VR46 T	KALEX	1'58.673	15 17	0.614 0.239	283.4
7	79	Ai OGURA	JPN	IDEMITSU Honda Team Asia	KALEX	1'58.832	16 17	0.773 0.159	285.7
8	37	Pedro ACOSTA	SPA	Red Bull KTM Ajo	KALEX	1'58.854	15 15	0.795 0.022	288.0
9	21	Alonso LOPEZ	SPA	Beta Tools SpeedUp	BOSCOSCURO	1'58.927	16 16	0.868 0.073	286.4
10	14	Tony ARBOLINO	ITA	Elf Marc VDS Racing Team	KALEX	1'59.112	15 16	1.053 0.185	288.0
11	16	Joe ROBERTS	USA	Italtrans Racing Team	KALEX	1'59.231	13 15	1.172 0.119	284.2
12	24	Marcos RAMIREZ	SPA	OnlyFans American Racing	KALEX	1'59.308	16 17	1.249 0.077	286.4
13	13	Celestino VIETTI	ITA	Fantic Racing	KALEX	1'59.474	14 16	1.415 0.166	286.4
14	71	Dennis FOGGIA	ITA	Italtrans Racing Team	KALEX	1'59.481	12 13	1.422 0.007	287.2
15	17	Alex ESCRIG	SPA	Forward Team	FORWARD	1'59.506	13 14	1.447 0.025	285.7
16	12	Filip SALAC	CZE	QJMOTOR Gresini Moto2	KALEX	1'59.595	15 15	1.536 0.089	288.0
17	4	Sean Dylan KELLY	USA	Forward Team	FORWARD	1'59.666	13 16	1.607 0.071	281.9
18	75	Albert ARENAS	SPA	Red Bull KTM Ajo	KALEX	1'59.710	16 16	1.651 0.044	284.9
19	7	Barry BALTUS	BEL	Fieten Olie Racing GP	KALEX	1'59.757	6 18	1.698 0.047	283.4
20	15	Darryn BINDER	RSA	Liqui Moly Husqvarna Intact GP	KALEX	1'59.930	15 16	1.871 0.173	285.7
21	84	Zonta VD GOORBERGH	NED	Fieten Olie Racing GP	KALEX	1'59.955	16 16	1.896 0.025	282.7
22	52	Jeremy ALCOBA	SPA	QJMOTOR Gresini Moto2	KALEX	1'59.991	14 15	1.932 0.036	284.2
23	33	Rory SKINNER	GBR	OnlyFans American Racing	KALEX	2'00.098	17 17	2.039 0.107	283.4
24	11	Sergio GARCIA	SPA	Pons Wegow Los40	KALEX	2'00.151	13 14	2.092 0.053	284.2
25	3	Lukas TULOVIC	GER	Liqui Moly Husqvarna Intact GP	KALEX	2'00.299	12 16	2.240 0.148	285.7
26	64	Bo BENDSNEYDER	NED	Pertamina Mandalika SAG Team	KALEX	2'00.501	16 16	2.442 0.202	287.2
27	28	Izan GUEVARA	SPA	Inde GASGAS Aspar Team	KALEX	2'00.579	6 10	2.520 0.078	287.2
28	9	Mattia CASADEI	ITA	Fantic Racing	KALEX	2'00.742	17 17	2.683 0.163	282.7
29	5	Kohta NOZANE	JPN	Correos Prepago Yamaha VR46 T	KALEX	2'00.917	10 14	2.858 0.175	282.7
30	23	Taiga HADA	JPN	Pertamina Mandalika SAG Team	KALEX	2'03.141	13 15	5.082 2.224	284.2

Practice condition: **Dry**
 Air: 24°
 Humidity: 75%
 Ground: 29°

Fastest Lap:	Lap: 15	Fermín ALDEGUER	1'58.059	164 Km/h
Best Race Lap:	2019	Thomas LUTHI	1'58.711	163.1 Km/h
All Time Lap Record:	2023	Fermín ALDEGUER	1'58.059	164.0 Km/h

The results are provisional until the end of the limit for protest and appeals.

Time limit for protest expires 60' after publication of the results - Time:

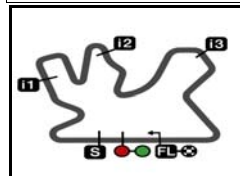
These data/results cannot be reproduced, stored and/or transmitted in whole or in part by any manner of electronic, mechanical, photocopying, recording, broadcasting or otherwise now known or herein after developed without the previous express consent by the copyright owner, except for reproduction in daily press and regular printed publications on sale to the public within 60 days of the event related to those data/results and always provided that copyright symbol appears together as follows below.

© DORNA, 2023

Official MotoGP Timing by TISSOT
 www.motogp.com

Doha, Friday, November 17, 2023






5380 m.

QATAR AIRWAYS GRAND PRIX OF QATAR

Practice Nr. 2

Combined Practice Times

7

	Rider	Nation	Team	MOTORCYCLE	P1	P2	Gap
1	54 F.ALDEGUER	SPA	Beta Tools SpeedUp	BOSCOSCURO	2'01.097 16	1'58.059 15	
2	40 A.CANET	SPA	Pons Wegow Los40	KALEX	2'02.532 14	1'58.163 15	0.104 0.104
3	22 S.LOWES	GBR	Elf Marc VDS Racing Team	KALEX	2'03.919 17	1'58.313 13	0.254 0.150
4	35 S.CHANTRA	THA	IDEMITSU Honda Team Asia	KALEX	2'03.555 16	1'58.367 15	0.308 0.054
5	96 J.DIXON	GBR	Inde GASGAS Aspar Team	KALEX	2'01.768 15	1'58.434 14	0.375 0.067
6	18 M.GONZALEZ	SPA	Correos Prepago Yamaha VR46 Team	KALEX	2'01.440 14	1'58.673 15	0.614 0.239
7	79 A.OGURA	JPN	IDEMITSU Honda Team Asia	KALEX	2'03.011 17	1'58.832 16	0.773 0.159
8	37 P.ACOSTA	SPA	Red Bull KTM Ajo	KALEX	2'01.814 14	1'58.854 15	0.795 0.022
9	21 A.LOPEZ	SPA	Beta Tools SpeedUp	BOSCOSCURO	2'03.442 16	1'58.927 16	0.868 0.073
10	14 T.ARBOLINO	ITA	Elf Marc VDS Racing Team	KALEX	2'04.814 17	1'59.112 15	1.053 0.185
11	16 J.ROBERTS	USA	Italtrans Racing Team	KALEX	2'03.418 13	1'59.231 13	1.172 0.119
12	24 M.RAMIREZ	SPA	OnlyFans American Racing	KALEX	2'02.764 15	1'59.308 16	1.249 0.077
13	13 C.VIETTI	ITA	Fantic Racing	KALEX	2'04.036 16	1'59.474 14	1.415 0.166
14	71 D.FOGGIA	ITA	Italtrans Racing Team	KALEX	2'02.629 13	1'59.481 12	1.422 0.007
15	17 A.ESCRIG	SPA	Forward Team	FORWARD	2'01.933 14	1'59.506 13	1.447 0.025
16	12 F.SALAC	CZE	QJMOTOR Gresini Moto2	KALEX	2'02.857 13	1'59.595 15	1.536 0.089
17	4 S.KELLY	USA	Forward Team	FORWARD	2'04.269 15	1'59.666 13	1.607 0.071
18	75 A.ARENAS	SPA	Red Bull KTM Ajo	KALEX	2'02.712 14	1'59.710 16	1.651 0.044
19	7 B.BALTUS	BEL	Fieten Olie Racing GP	KALEX	2'03.355 16	1'59.757 6	1.698 0.047
20	15 D.BINDER	RSA	Liqui Moly Husqvarna Intact GP	KALEX	2'02.809 15	1'59.930 15	1.871 0.173
21	84 Z.VD GOORBERG	NED	Fieten Olie Racing GP	KALEX	2'05.024 14	1'59.955 16	1.896 0.025
22	52 J.ALCOBA	SPA	QJMOTOR Gresini Moto2	KALEX	2'03.554 16	1'59.991 14	1.932 0.036
23	33 R.SKINNER	GBR	OnlyFans American Racing	KALEX	2'03.945 17	2'00.098 17	2.039 0.107
24	11 S.GARCIA	SPA	Pons Wegow Los40	KALEX	2'04.730 14	2'00.151 13	2.092 0.053
25	3 L.TULOVIC	GER	Liqui Moly Husqvarna Intact GP	KALEX	2'06.246 15	2'00.299 12	2.240 0.148
26	64 B.BENDSNEYDEI	NED	Pertamina Mandalika SAG Team	KALEX	2'06.052 11	2'00.501 16	2.442 0.202
27	28 I.GUEVARA	SPA	Inde GASGAS Aspar Team	KALEX	2'04.925 11	2'00.579 6	2.520 0.078
28	9 M.CASADEI	ITA	Fantic Racing	KALEX	2'05.050 19	2'00.742 17	2.683 0.163
29	5 K.NOZANE	JPN	Correos Prepago Yamaha VR46 Team	KALEX	2'05.001 13	2'00.917 10	2.858 0.175
30	23 T.HADA	JPN	Pertamina Mandalika SAG Team	KALEX	2'08.603 8	2'03.141 13	5.082 2.224

Pole Position Record:	2020	Joe ROBERTS	1'58.136	163.9 Km/h
Best Race Lap:	2019	Thomas LUTHI	1'58.711	163.1 Km/h
All Time Lap Record:	2023	Fermin ALDEGUER	1'58.059	164.0 Km/h

The results are provisional until the end of the limit for protest and appeals.

Time limit for protest expires 60' after publication of the results - Time:

These data/results cannot be reproduced, stored and/or transmitted in whole or in part by any manner of electronic, mechanical, photocopying, recording, broadcasting or otherwise now known or herein after developed without the previous express consent by the copyright owner, except for reproduction in daily press and regular printed publications on sale to the public within 60 days of the event related to those data/results and always provided that copyright symbol appears together as follows below.

© DORNA, 2023

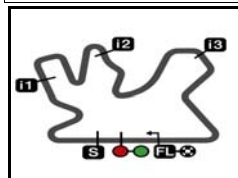
Official MotoGP Timing by TISSOT

www.motogp.com

Doha, Friday, November 17, 2023







5380 m.

QATAR AIRWAYS GRAND PRIX OF QATAR

Practice Nr. 2

Top Speed & Average

8



Rider	Nation	Motorcycle	Top 5 speeds					Average	Top
35 Somkiat CHANTRA	THA	KALEX	289.5	285.7	284.2	284.2	284.2	285.3	289.5
12 Filip SALAC	CZE	KALEX	288.0	282.7	281.9	281.9	281.9	283.3	288.0
14 Tony ARBOLINO	ITA	KALEX	288.0	287.2	287.2	286.4	286.4	286.9	288.0
37 Pedro ACOSTA	SPA	KALEX	288.0	285.7	285.7	284.9	284.9	285.6	288.0
40 Aron CANET	SPA	KALEX	288.0	285.7	281.9	281.2	281.2	283.6	288.0
28 Izan GUEVARA	SPA	KALEX	287.2	285.7	284.2	284.2	284.2	284.8	287.2
64 Bo BENDSNEYDER	NED	KALEX	287.2	286.4	285.7	285.7	283.4	285.7	287.2
71 Dennis FOGGIA	ITA	KALEX	287.2	286.4	286.4	284.9	284.9	286.0	287.2
13 Celestino VIETTI	ITA	KALEX	286.4	285.7	283.4	281.9	281.9	283.9	286.4
21 Alonso LOPEZ	SPA	BOSCOSCURO	286.4	284.9	284.2	284.2	283.4	284.4	286.4
24 Marcos RAMIREZ	SPA	KALEX	286.4	284.2	282.7	282.7	282.7	283.7	286.4
96 Jake DIXON	GBR	KALEX	286.4	284.9	284.2	284.2	284.2	284.8	286.4
3 Lukas TULOVIC	GER	KALEX	285.7	284.9	284.9	284.9	284.2	284.8	285.7
15 Darryn BINDER	RSA	KALEX	285.7	284.9	284.9	284.9	284.2	284.6	285.7
17 Alex ESCRIG	SPA	FORWARD	285.7	284.2	283.4	283.4	283.4	284.0	285.7
79 Ai OGURA	JPN	KALEX	285.7	284.9	284.9	284.2	284.2	284.8	285.7
75 Albert ARENAS	SPA	KALEX	284.9	284.9	284.2	284.2	284.2	284.5	284.9
11 Sergio GARCIA	SPA	KALEX	284.2	284.2	282.7	281.2	281.2	282.3	284.2
16 Joe ROBERTS	USA	KALEX	284.2	283.4	279.7	279.7	279.7	281.1	284.2
23 Taiga HADA	JPN	KALEX	284.2	281.9	280.5	280.5	279.7	281.1	284.2
52 Jeremy ALCOBA	SPA	KALEX	284.2	284.2	282.7	282.7	281.2	282.5	284.2
7 Barry BALTUS	BEL	KALEX	283.4	281.9	281.2	281.2	281.2	281.7	283.4
18 Manuel GONZALEZ	SPA	KALEX	283.4	283.4	282.7	281.9	281.9	282.4	283.4
33 Rory SKINNER	GBR	KALEX	283.4	283.4	282.7	282.7	281.9	282.7	283.4
54 Fermín ALDEGUER	SPA	BOSCOSCURO	283.4	283.4	282.7	281.9	281.2	282.1	283.4
5 Kohta NOZANE	JPN	KALEX	282.7	280.5	280.5	279.7	279.7	280.6	282.7
9 Mattia CASADEI	ITA	KALEX	282.7	281.2	280.5	280.5	280.5	280.9	282.7
84 Zonta VD GOORBERGH	NED	KALEX	282.7	281.9	281.9	281.9	281.9	282.0	282.7
4 Sean Dylan KELLY	USA	FORWARD	281.9	281.9	281.2	281.2	280.5	281.0	281.9
22 Sam LOWES	GBR	KALEX	281.2	281.2	280.5	280.5	280.5	280.7	281.2

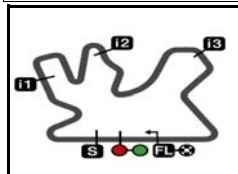
These data/results cannot be reproduced, stored and/or transmitted in whole or in part by any manner of electronic, mechanical, photocopying, recording, broadcasting or otherwise now known or herein after developed without the previous express consent by the copyright owner, except for reproduction in daily press and regular printed publications on sale to the public within 60 days of the event related to those data/results and always provided that copyright symbol appears together as follows below.

© DORNA, 2023

Official MotoGP Timing by TISSOT
www.motogp.com



Doha, Friday, November 17, 2023



5380 m.

QATAR AIRWAYS GRAND PRIX OF QATAR

Practice Nr. 2

Chronological Analysis of Performances

9

* Lap / Sector time cancelled **T1** Time from finish line to 1st intermediate **T3** Time from 2nd intermed. to 3rd intermed.
P Crossing the finish line in pit lane **T2** Time from 1st intermed. to 2nd intermed. **T4** Time from 3rd intermediate to finish line

Lap	Lap Time	T1	T2	T3	T4	Speed	Lap	Lap Time	T1	T2	T3	T4	Speed	
1st	54	Fermín ALDEGUER Beta Tools SpeedUp SPA						7	2'00.693	29.999	32.752	28.468	29.474	279.7
		Runs=2 Total laps=17 Full laps=14 Valid laps=13						8	1'59.235	29.938	31.532	28.248	29.517	279.7
1	2'12.180	30.721	34.029	29.899	30.720		9	2'05.138 P	29.960	32.261	29.669	33.248	279.7	
2	2'02.734	30.690	32.033	29.034	30.977	279.7	10	9'05.501	32.709	35.677	28.840	30.522		
3	2'01.011	30.251	32.004	28.702	30.054	281.2	11	1'58.830	30.010	31.445	28.104	29.271	276.9	
4	2'00.104	30.039	31.831	28.504	29.730	281.2	12	1'58.438	29.809	31.449	27.929	29.251	279.0	
5	2'09.208	30.074	31.892	37.050	30.192	280.5	13	1'58.313	29.736	31.335	27.996	29.246	280.5	
6	2'00.361	29.898	31.757	28.458	30.248	282.7	14	1'58.532	29.821	31.418	28.004	29.289	279.0	
7	1'59.699	29.931	31.814	28.377	29.577	280.5	15	1'58.443	29.713	31.428	28.002	29.300	280.5	
8	1'59.596	29.978	31.609	28.455	29.554	281.9	16	1'58.441	29.776	31.284	28.124	29.257	281.2	
9	2'03.225	29.975	32.036	31.040	30.174	280.5								
10	2'01.191 P	30.125	31.638	28.607	30.821	280.5	4th	35	Somkiat CHANTRA IDEMITSU Honda Te THA					
11	9'04.292	31.776	33.047	29.050	30.117				Runs=3 Total laps=15 Full laps=10 Valid laps=10					
12	2'04.007	29.896	34.949	28.700	30.462	280.5	1	3'05.585	30.812	33.641	30.215	30.484		
13	1'58.964	29.922	31.385	28.325	29.332	280.5	2	2'01.841	30.557	32.152	29.060	30.072	284.2	
14	1'58.421 *	29.671	31.169	28.294*	29.287*	280.5	3	2'01.313	30.246	32.250	28.862	29.955	285.7	
15	1'58.059	29.655	31.201	28.081	29.122	283.4	4	2'00.699	30.148	31.993	28.799	29.759	289.5	
16	2'08.371	35.044	33.889	29.263	30.175	283.4	5	2'08.824	33.923	35.017	29.383	30.501	284.2	
17	1'58.480	29.736	31.206	28.095	29.443	281.2	6	2'01.331	30.153	32.068	29.120	29.990	284.2	
							7	2'02.304 P	30.176	32.165	29.037	30.926	282.7	
							8	7'25.394	34.644	33.993	29.676	30.473		
2nd	40	Aron CANET Pons Wegow Los40 SPA						9	2'00.796	30.476	31.835	28.779	29.706	279.7
		Runs=3 Total laps=15 Full laps=10 Valid laps=10						10	1'59.754	30.010	31.514	28.617	29.613	281.2
1	3'00.088	30.316	33.722	29.738	31.062		11	1'59.355	29.999	31.326	28.446	29.584	280.5	
2	2'01.719	30.607	32.301	28.696	30.115	281.9	12	2'00.890 P	30.400	32.085	28.863	29.542	281.2	
3	2'00.225	30.126	32.131	28.327	29.641	288.0	13	5'32.524	31.941	34.690	30.638	29.896		
4	2'08.794	38.215	31.658	28.228	30.693	285.7	14	1'58.907	29.908	31.382	28.354	29.263	281.2	
5	1'59.987	30.000	31.802	28.382	29.803	281.2	15	1'58.367	29.595	31.170	28.269	29.333	284.2	
6	2'01.495 P	30.116	31.586	28.506	31.287	281.2								
7	6'33.321	28.859	31.664	29.115	30.062		5th	96	Jake DIXON Inde GASGAS Aspar GBR					
8	2'00.285	30.854	31.706	28.332	29.393	278.3			Runs=2 Total laps=14 Full laps=11 Valid laps=11					
9	1'59.037	30.028	31.316	28.232	29.461	279.0	1	2'58.073	30.877	33.815	30.728	31.393		
10	1'59.087	30.046	31.365	28.244	29.432	279.0	2	2'02.761	30.253	32.916	29.314	30.278	281.9	
11	2'08.395 P	29.984	33.093	31.761	33.557	279.7	3	2'01.000	30.471	32.076	28.605	29.848	281.9	
12	6'15.025	31.001	36.749	28.340	29.447		4	2'00.186	30.245	31.829	28.517	29.595	282.7	
13	1'58.261	29.906	31.108	28.062	29.185	279.0	5	2'00.348	30.104	31.688	28.345	30.211	284.2	
14	1'58.480	29.849	31.062	28.248	29.321	280.5	6	1'59.652	30.158	31.716	28.272	29.506	286.4	
15	1'58.163	29.754	31.110	28.017	29.282	279.0	7	1'59.655	29.930	31.705	28.556	29.464	284.2	
							8	1'59.093	29.789	31.343	28.489	29.472	283.4	
3rd	22	Sam LOWES Elf Marc VDS Racing GBR						9	2'06.793 P	33.402	33.360*	29.460	30.571	283.4
		Runs=2 Total laps=16 Full laps=13 Valid laps=13						10	13'27.515	33.497	32.383	33.230	30.484	
1	3'08.665	34.355	34.331	38.695	31.237		11	2'02.022	29.781	31.250	28.570	32.421	284.2	
2	2'04.504	32.879	32.665	29.008	29.952	279.7	12	2'03.039	29.580	31.439	32.143	29.877	283.4	
3	2'01.803	30.542	32.852	28.573	29.836	280.5	13	1'58.581	29.703	31.300	28.255	29.323	282.7	
4	2'00.412	30.210	31.859	28.547	29.796	280.5	14	1'58.434	29.595	31.366	28.123	29.350	284.9	
5	1'59.608	30.033	31.730	28.296	29.549	281.2								
6	1'59.501	30.000	31.762	28.221	29.518	278.3								

Fastest Lap: Fermín ALDEGUER Beta Tools SpeedUp SPA **1'58.059** 29.655 31.201 28.081 29.122

These data/results cannot be reproduced, stored and/or transmitted in whole or in part by any manner of electronic, mechanical, photocopying, recording, broadcasting or otherwise now known or herein after developed without the previous express consent by the copyright owner, except for reproduction in daily press and regular printed publications on sale to the public within 60 days of the event related to those data/results and always provided that copyright symbol appears together as follows below.
 © DORNA, 2023



Practice Nr. 2

Moto2

Lap	Lap Time	T1	T2	T3	T4	Speed	Lap	Lap Time	T1	T2	T3	T4	Speed		
6th	18	Manuel GONZALEZ				Correos Prepago Yam SPA			15	1'58.854	29.818	31.264	28.354	29.418	284.2
		Runs=2	Total laps=17	Full laps=14	Valid laps=13										
1	3'15.674	31.041	33.278	29.395	30.002										
2	2'00.823	30.403	31.781	28.762	29.877	280.5									
3	2'00.371	30.043	31.881	28.693	29.754	281.9									
4	1'59.525	30.006	31.559	28.380	29.580	281.9									
5	2'05.451	31.495	33.279	30.083	30.594	282.7									
6	1'59.272	29.972	31.406	28.364	29.530	281.9									
7	2'06.547	29.806	36.321	29.740	30.680	283.4									
8	1'59.373	29.973	31.474	28.424	29.502	281.2									
9	1'59.568	29.803	31.487	28.432	29.846	281.2									
10	1'59.313	29.892	31.388	28.541	29.492	279.7									
11	2'05.308 P	29.884	34.421	30.021	30.982	279.0									
12	8'18.380	31.608	33.683	30.235	30.684										
13	2'03.383	29.993	31.593	28.603	33.194	280.5									
14	1'59.072 *	29.849	31.406	28.264 *	29.553 *	280.5									
15	1'58.673	29.684	31.445	28.246	29.298	281.2									
16	1'58.881	29.638	31.276	28.641	29.326	281.9									
17	1'58.805	29.723	31.558	28.229	29.295	283.4									
7th	79	Ai OGURA				IDEMITSU Honda Te JPN									
		Runs=2	Total laps=17	Full laps=13	Valid laps=12										
1	2'55.950	31.755	33.765	30.297	30.724										
2	2'02.110	30.695	32.352	28.973	30.090	281.9									
3	2'01.027	30.213	32.042	28.852	29.920	284.2									
4	2'00.841	30.191	32.059	28.753	29.838	283.4									
5	2'02.369	30.238	32.480	29.379	30.272	282.7									
6	2'01.530	30.420	32.066	29.191	29.853	284.9									
7	2'06.598 P	30.048	35.604	29.413	31.533	285.7									
8	8'04.280	31.985	33.709	29.759	30.282										
9	2'01.002	30.312	31.829	29.062	29.799	279.7									
10	2'00.659	30.084	31.646	29.109	29.820	281.2									
11	1'59.557	29.891	31.615	28.507	29.544	282.7									
12	1'59.293	29.883	31.525	28.456	29.429	281.9									
13	2'03.437	29.922	35.158	28.641	29.716	281.9									
14	1'59.249 *	29.879	31.428	28.353 *	29.589 *	284.9									
15	2'01.449	29.875	31.692	30.131	29.751	283.4									
16	1'58.832	29.856	31.332	28.410	29.234	283.4									
17	2'12.572 P	32.849	34.589	30.698	34.436	284.2									
9th	21	Alonso LOPEZ				Beta Tools SpeedUp SPA									
		Runs=3	Total laps=16	Full laps=11	Valid laps=11										
1	2'08.877	31.280	33.227	29.537	30.706										
2	2'02.030	30.567	32.102	28.897	30.464	279.0									
3	2'06.381	30.448	31.814	33.455	30.664	281.2									
4	2'03.658	31.618	32.865	29.043	30.132	284.9									
5	2'00.952	30.282	31.913	28.763	29.994	284.2									
6	2'04.027	30.206	33.416	29.761	30.644	283.4									
7	2'00.008	29.966	31.955	28.506	29.581	286.4									
8	2'01.916	29.971	31.825	28.702	31.418	284.2									
9	2'10.401 P	31.691	33.963	30.436	34.311	282.7									
10	6'24.794	30.041	32.044	28.731	30.574										
11	2'03.436 P	30.176	32.628	29.526	31.106	281.2									
12	4'55.685	30.160	32.351	29.038	30.057										
13	2'01.358	30.002	31.710	29.838	29.808	281.9									
14	2'09.076	30.057	36.019	30.004	32.996	282.7									
15	1'59.333	29.878	31.552	28.365	29.538	281.9									
16	1'58.927	29.720	31.252	28.346	29.609	283.4									
10th	14	Tony ARBOLINO				Elf Marc VDS Racing ITA									
		Runs=2	Total laps=16	Full laps=13	Valid laps=13										
1	3'00.881	31.381	34.348	30.227	31.188										
2	2'01.303	30.547	32.090	28.669	29.997	287.2									
3	2'01.149	30.218	32.178	28.594	30.159	288.0									
4	2'00.147	30.156	31.755	28.572	29.664	285.7									
5	1'59.835	30.027	31.635	28.535	29.638	286.4									
6	1'59.617	29.933	31.626	28.477	29.581	287.2									
7	1'59.272	29.838	31.511	28.388	29.535	286.4									
8	2'06.841 P	34.728	32.436	29.625	30.052	286.4									
9	9'10.763	28.676	32.713	29.176	30.275										
10	2'00.666	30.133	31.771	28.793	29.969	279.7									
11	2'05.173	30.026	35.047	29.680	30.420	281.9									
12	1'59.909	29.949	31.556	28.479	29.925	284.9									
13	1'59.694	29.950	31.511	28.493	29.740	283.4									
14	1'59.632	29.991	31.494	28.474	29.673	283.4									
15	1'59.112	29.881	31.324	28.323	29.584	283.4									
16	2'01.663	31.756	31.749	28.481	29.677	282.7									
8th	37	Pedro ACOSTA				Red Bull KTM Ajo SPA									
		Runs=3	Total laps=15	Full laps=10	Valid laps=10										
1	2'51.218	31.208	32.820	30.019	30.657										
2	2'01.683	30.256	32.185	29.315	29.927	285.7									
3	2'00.154	30.063	31.751	28.551	29.789	284.9									
4	1'59.779	29.937	31.577	28.515	29.750	285.7									
5	2'00.541	30.081	32.045	28.542	29.873	284.2									
6	1'59.630	29.922	31.785	28.385	29.538	284.9									
7	1'59.394	29.965	31.574	28.266	29.589	284.9									
8	2'05.467 P	31.312	33.374	30.073	30.708	284.9									
9	8'42.616	31.579	33.754	28.804	29.628										
10	1'59.468	29.959	31.501	28.451	29.557	281.9									
11	2'01.790	29.863	31.528	30.333	30.066	283.4									
12	1'59.288 P	29.874	31.586	28.365	29.463	281.2									
13	4'44.932	29.409	33.880	28.856	29.594										
14	1'59.252	29.818	31.575	28.377	29.482	288.0									
11th	16	Joe ROBERTS				Italtrans Racing Team USA									
		Runs=2	Total laps=15	Full laps=12	Valid laps=11										
1	2'59.100	33.223	34.573	30.401	34.917										
2	2'06.937	33.529	33.381	29.488	30.539	279.7									
3	2'02.527	30.747	32.529	29.038	30.213	279.7									
4	2'04.344	30.592	34.248	29.133	30.371	279.7									
5	2'02.103	30.313	32.227	28.894	30.669	279.7									
6	2'05.491	30.688	34.036	30.392	30.375	277.6									
7	2'12.518 P	30.350	38.250	30.902	33.016	283.4									
8	11'34.582	30.975	34.958	33.530	31.764										
9	2'00.140	30.303	31.671	28.378	29.788	276.9									
10	2'08.619	31.031	31.704	30.140	35.744	284.2									
11	1'59.300	30.114	31.394	28.311	29.481	279.0									
12	1'59.033 *	29.894	31.379	28.262 *	29.498 *	276.9									
13	1'59.231	29.950	31.394	28.223	29.664	276.9									
14	2'00.940	29.929	32.259	29.039	29.713	276.9									

Fastest Lap: Fermín ALDEGUER Beta Tools SpeedUp SPA **1'58.059** 29.655 31.201 28.081 29.122

These data/results cannot be reproduced, stored and/or transmitted in whole or in part by any manner of electronic, mechanical, photocopying, recording, broadcasting or otherwise now known or herein after developed without the previous express consent by the copyright owner, except for reproduction in daily press and regular printed publications on sale to the public within 60 days of the event related to those data/results and always provided that copyright symbol appears together as follows below.
© DORNA, 2023



Practice Nr. 2

Moto2

Lap	Lap Time	T1	T2	T3	T4	Speed	Lap	Lap Time	T1	T2	T3	T4	Speed				
15	2'02.218	29.852	33.540	28.833	29.993	277.6	15th	17	Alex ESCRIG	Forward Team			SPA				
									Runs=2	Total laps=14	Full laps=11	Valid laps=11					
12th	24	Marcos RAMIREZ				OnlyFans American R SPA											
									Runs=2	Total laps=17	Full laps=14	Valid laps=13					
1	2'15.018	32.529	36.902	30.593	31.593		1	2'12.622	31.475	34.804	30.188	31.476					
2	2'05.508	31.420	33.639	29.440	31.009	281.2	2	2'02.892	30.886	32.448	29.110	30.448	281.9				
3	2'02.857	30.634	32.651	29.191	30.381	284.2	3	2'01.820	30.410	32.223	28.903	30.284	282.7				
4	2'01.786	30.462	32.483	28.805	30.036	281.9	4	2'02.090	30.327	32.487	28.941	30.335	281.9				
5	2'01.930	30.404	32.424	28.765	30.337	286.4	5	2'01.045	30.271	31.847	28.755	30.172	281.9				
6	2'04.639	30.741	32.252	28.722	32.924	280.5	6	2'18.050 P	30.510	37.284	31.787	38.469	281.2				
7	2'01.324	30.294	32.164	28.715	30.151	281.2	7	1'342.813	29.630	32.997	29.003	29.935					
8	2'12.097	30.542	35.643	29.703	36.209	281.9	8	1'59.893	30.074	31.624	28.620	29.575	281.9				
9	2'03.187	30.388	33.312	28.853	30.634	282.7	9	2'03.536	30.048	31.804	28.605	33.079	283.4				
10	2'07.921 P	30.528	32.195	28.651	36.547	281.2	10	2'01.087	30.023	31.747	28.434	30.883	282.7				
11	8'08.489	32.598	35.401	29.885	30.621		11	1'59.539	29.947	31.635	28.385	29.572	283.4				
12	2'12.365	30.587	32.751	30.225	38.802	280.5	12	2'00.297	29.989	31.945	28.750	29.613	285.7				
13	2'00.534	30.517	31.878	28.347	29.792	282.7	13	1'59.506	29.873	31.603	28.497	29.533	284.2				
14	1'59.756 *	30.084	31.673	28.276 *	29.723 *	281.9	14	2'00.064	29.915	31.547	28.355	30.247	283.4				
15	2'03.002	30.082	32.388	30.604	29.928	281.9	16th						12	Filip SALAC	QJMOTOR Gresini M CZE		
16	1'59.308	29.899	31.567	28.229	29.613	282.7			Runs=2	Total laps=15	Full laps=12	Valid laps=12					
17	2'12.873	35.221	34.708	31.209	31.735	281.9	1	3'01.002	32.647	33.675	29.832	31.118					
									2	2'03.272	30.730	32.624	29.236	30.682	288.0		
13th	13	Celestino VIETTI				Fantic Racing ITA											
									3	2'02.134	30.685	32.281	29.029	30.139	280.5		
									4	2'01.263	30.366	32.078	28.899	29.920	281.2		
1	2'23.845	31.162	33.860	30.003	30.766		5	2'08.445	30.187	32.184	29.438	36.636	281.9				
2	2'02.594	30.725	32.221	29.219	30.429	281.2	6	2'04.133	30.354	32.137	28.968	32.674	281.9				
3	2'01.675	30.435	32.273	28.926	30.041	286.4	7	2'01.010	30.274	31.999	28.787	29.950	281.2				
4	2'01.380	30.447	31.895	28.939	30.099	281.9	8	2'06.986	33.157	34.034	29.829	29.966	279.7				
5	2'01.443	30.418	31.997	28.937	30.091	281.2	9	2'12.331 P	30.287	37.029	31.376	33.639	281.2				
6	2'01.281	30.307	31.951	28.958	30.065	283.4	10	10'30.661	34.760	36.084	29.934	31.133					
7	2'00.973	30.392	31.785	28.766	30.030	281.9	11	2'11.717	30.560	36.004	29.926	35.227	276.9				
8	2'11.640	30.232	36.370	34.051	30.987	285.7	12	2'08.765	30.259	36.192	29.523	32.791	282.7				
9	2'19.934 P	30.309	46.355	30.948	32.322	279.7	13	2'00.175	30.204	31.641	28.673	29.657	280.5				
10	9'39.206	32.597	32.970	29.222	30.145		14	2'04.166	29.905	34.613	29.286	30.362	281.9				
11	2'05.130	30.499	32.912	31.828	29.891	278.3	15	1'59.595	29.940	31.616	28.468	29.571	281.2				
12	2'00.239	30.295	31.586	28.615	29.743	279.0	17th						4	Sean Dylan KELLY	Forward Team USA		
13	2'00.111 *	30.063	31.747	28.586 *	29.715 *	279.7			Runs=2	Total laps=16	Full laps=13	Valid laps=13					
14	1'59.474	29.982	31.473	28.457	29.562	280.5	1	2'13.073	30.945	35.158	30.332	31.331					
15	2'00.240	30.115	31.631	28.641	29.853	279.7	2	2'03.695	31.179	32.809	29.300	30.407	281.9				
16	2'07.502	30.047	31.541	28.576	37.338	280.5	3	2'02.731	30.828	32.369	29.283	30.251	281.2				
									4	2'01.842	30.566	32.129	29.044	30.103	279.0		
14th	71	Dennis FOGGIA				Italtrans Racing Team ITA											
									5	2'01.413	30.363	32.001	28.962	30.087	280.5		
									6	2'11.184	30.357	34.877	33.131	32.819	279.0		
1	2'57.020	31.650	33.924	33.358	31.516		7	2'00.974	30.349	31.997	28.808	29.820	281.9				
2	2'04.291	30.818	33.238	29.847	30.388	286.4	8	2'10.915	30.285	34.807	32.784	33.039	279.0				
3	2'04.054	30.586	34.418	28.973	30.077	287.2	9	2'00.872	30.328	31.836	28.792	29.916	279.7				
4	2'00.606	30.292	31.760	28.789	29.765	284.2	10	2'07.141 P	30.306	31.911	32.701	32.223	276.9				
5	2'00.535	30.194	31.870	28.685	29.786	284.2	11	9'32.231	32.562	33.475	30.031	39.149					
6	2'04.748 P	30.199	31.864	30.768	31.917	284.9	12	2'00.482	30.376	31.684	28.705	29.717	280.5				
7	16'22.658	31.243	33.127	29.230	30.050		13	1'59.666	30.166	31.471	28.529	29.500	281.2				
8	2'04.040	30.270	34.500	28.874	30.396	283.4	14	2'00.796	30.049	31.804	29.088	29.855	280.5				
9	1'59.556	30.075	31.536	28.342	29.603	282.7	15	1'59.693	30.115	31.520	28.491	29.567	280.5				
10	2'03.007 *	29.960	31.601	28.504 *	32.942 *	284.2	16	2'07.311	30.139	31.507	28.730	36.935	279.0				
11	2'05.929	29.993	32.911	32.323	30.702	284.9											
12	1'59.481	29.916	31.471	28.527	29.567	286.4											
13	1'59.811	30.097	31.466	28.393	29.855	282.7											

Fastest Lap: Fermín ALDEGUER Beta Tools SpeedUp SPA **1'58.059** 29.655 31.201 28.081 29.122

These data/results cannot be reproduced, stored and/or transmitted in whole or in part by any manner of electronic, mechanical, photocopying, recording, broadcasting or otherwise now known or herein after developed without the previous express consent by the copyright owner, except for reproduction in daily press and regular printed publications on sale to the public within 60 days of the event related to those data/results and always provided that copyright symbol appears together as follows below.
© DORNA, 2023

Practice Nr. 2

Moto2

Lap	Lap Time	T1	T2	T3	T4	Speed	Lap	Lap Time	T1	T2	T3	T4	Speed	
18th	75	Albert ARENAS				Red Bull KTM Ajo	SPA	15	1'59.930	29.874	31.693	28.456	29.907	284.9
		Runs=2	Total laps=16	Full laps=13	Valid laps=13		16	2'09.580	29.975	35.821	32.260	31.524	284.2	
1	2'49.632	32.932	34.119	31.578	31.933									
2	2'04.006	30.844	32.989	29.943	30.230	281.2								
3	2'01.294	30.346	32.211	28.818	29.919	284.9								
4	2'00.252	30.112	31.938	28.575	29.627	284.2								
5	2'02.114	31.346	32.272	28.701	29.795	283.4								
6	2'00.146	30.134	31.905	28.488	29.619	284.2								
7	2'00.312	29.898	32.147	28.661	29.606	284.2								
8	1'59.975	29.975	31.788	28.528	29.684	282.7								
9	2'01.050	30.070	31.864	29.074	30.042	281.9								
10	2'00.386	30.097	31.698	28.824	29.767	281.2								
11	2'00.853	30.023	32.043	28.802	29.985	281.2								
12	2'03.255 P	30.127	32.551	28.892	31.685	279.0								
13	9'05.448	29.594	34.251	29.594	30.107									
14	2'05.297	30.331	31.821	28.843	34.302	281.2								
15	1'59.928	30.068	31.746	28.511	29.603	282.7								
16	1'59.710	30.040	31.646	28.335	29.689	284.9								
21st	84	Zonta VD GOORBE				Fieten Olie Racing GP NED								
		Runs=2	Total laps=16	Full laps=13	Valid laps=12									
1	2'42.593	32.016	35.237	30.174	31.796									
2	2'03.821	30.965	32.834	29.511	30.511	280.5								
3	2'01.802	30.591	32.371	28.884	29.956	281.9								
4	2'06.323	30.531	33.197	29.436	33.159	281.9								
5	2'03.290	30.555	33.220	29.480	30.035	280.5								
6	2'00.819	30.333	32.031	28.643	29.812	281.9								
7	2'06.868	30.154	36.824	28.799	31.091	282.7								
8	2'02.562 P	30.255	31.924	30.638	29.745	280.5								
9	10'03.247	30.329	33.374	29.370	30.766									
10	2'07.203	33.594	33.562	28.543	31.504	278.3								
11	2'03.759	30.287	31.822	28.504	33.146	279.7								
12	2'01.384	30.158	31.718	28.600	30.908	281.9								
13	2'04.587 *	29.889	34.793	29.078*	30.827*	281.2								
14	2'06.875	29.963	31.682	28.371	36.859	281.2								
15	2'00.888	30.085	31.710	28.636	30.457	281.9								
16	1'59.955	30.003	31.579	28.543	29.830	280.5								
19th	7	Barry BALTUS				Fieten Olie Racing GP BEL								
		Runs=2	Total laps=18	Full laps=15	Valid laps=14									
1	2'50.043	33.206	34.171	31.862	33.017									
2	2'03.075	30.813	32.728	29.174	30.360	281.2								
3	2'00.633	30.166	31.857	28.783	29.827	283.4								
4	2'00.276	30.288	31.501	28.555	29.932	281.9								
5	2'00.140	30.230	31.511	28.628	29.771	280.5								
6	1'59.757	30.128	31.593	28.480	29.556	280.5								
7	1'59.915	30.093	31.455	28.648	29.719	281.2								
8	2'01.480	30.183	32.068	28.733	30.496	281.2								
9	2'01.186	30.357	31.605	28.696	30.528	278.3								
10	2'00.579	30.326	31.730	28.735	29.788	277.6								
11	2'05.670 P	30.304	31.658	32.355	31.353	277.6								
12	6'17.559	30.685	32.363	29.352	30.235									
13	2'01.340	30.263	31.759	28.862	30.456	279.7								
14	2'00.472	30.162	31.696	28.692	29.922	280.5								
15	2'05.029 *	30.265	35.006	29.414*	30.344*	279.7								
16	2'06.658	30.263	31.880	31.414	33.101	279.0								
17	2'00.960	30.428	31.809	28.792	29.931	281.2								
18	2'04.780	30.124	34.647	29.531	30.478	278.3								
22nd	52	Jeremy ALCOBA				QJMOTOR Gresini M SPA								
		Runs=2	Total laps=15	Full laps=12	Valid laps=12									
1	2'12.510	31.076	34.250	29.945	30.669									
2	2'02.677	30.688	32.269	28.935	30.785	284.2								
3	2'02.138	30.362	32.471	28.911	30.394	284.2								
4	2'05.324	30.594	35.427	29.154	30.149	279.0								
5	2'03.021	30.415	32.102	30.199	30.305	281.2								
6	2'03.189	31.077	32.564	29.401	30.147	281.2								
7	2'02.200	30.508	32.276	29.246	30.170	280.5								
8	2'01.862	30.442	32.042	29.257	30.121	279.7								
9	2'02.390	30.330	32.461	29.055	30.544	280.5								
10	2'04.129 P	30.393	32.022	29.232	32.482	279.7								
11	11'26.211	29.265	33.974	29.147	30.254									
12	2'03.759	30.323	34.251	28.932	30.253	278.3								
13	2'03.828	30.151	31.637	28.674	33.366	282.7								
14	1'59.991	30.147	31.661	28.533	29.650	282.7								
15	2'01.589	29.928	31.833	29.877	29.951	281.2								
20th	15	Darryn BINDER				Liqui Moly Husqvarna RSA								
		Runs=2	Total laps=16	Full laps=13	Valid laps=13									
1	2'15.896	30.452	34.351	30.319	30.670									
2	2'03.482	30.758	32.983	29.285	30.456	283.4								
3	2'03.245	30.833	32.694	29.550	30.168	284.2								
4	2'01.632	30.440	32.249	28.905	30.038	284.2								
5	2'03.713	30.338	33.112	30.218	30.045	284.2								
6	2'02.855	30.610	32.585	29.135	30.525	284.9								
7	2'01.250	30.321	32.108	28.815	30.006	282.7								
8	2'01.040	30.319	31.986	28.785	29.950	284.2								
9	2'05.872 P	30.595	32.416	29.072	33.789	285.7								
10	9'28.492	39.989	37.764	31.152	30.688									
11	2'04.795	30.733	34.255	29.194	30.613	280.5								
12	2'00.649	30.192	31.894	28.615	29.948	284.2								
13	2'19.577	40.743	36.523	29.483	32.828	282.7								
14	2'00.295	30.023	31.949	28.537	29.786	284.9								
23rd	33	Rory SKINNER				OnlyFans American R GBR								
		Runs=2	Total laps=17	Full laps=14	Valid laps=13									
1	2'20.868	31.937	35.321	30.230	31.289									
2	2'06.443	31.502	33.333	29.779	31.829	281.9								
3	2'03.747	30.953	32.911	29.443	30.440	283.4								
4	2'07.715	33.283	33.737	29.846	30.849	283.4								
5	2'06.895	31.167	32.681	31.119	31.928	281.2								
6	2'10.528	31.267	35.839	32.620	30.802	280.5								
7	2'03.513	30.735	33.178	29.378	30.222	281.2								
8	2'02.642	30.724	32.299	29.416	30.203	281.9								
9	2'06.271 P	30.782	35.000*	29.748	30.741	282.7								
10	8'13.047	32.638	34.762	30.230	30.916									
11	2'02.484	30.873	32.372	29.061	30.178	278.3								
12	2'05.105	30.486	33.079	30.532	31.008	281.2								
13	2'01.151	30.356	32.141	28.796	29.858	280.5								
14	2'00.581 *	30.254	31.817	28.694*	29.816*	280.5								

Fastest Lap: Fermín ALDEGUER Beta Tools SpeedUp SPA **1'58.059** 29.655 31.201 28.081 29.122

These data/results cannot be reproduced, stored and/or transmitted in whole or in part by any manner of electronic, mechanical, photocopying, recording, broadcasting or otherwise now known or herein after developed without the previous express consent by the copyright owner, except for reproduction in daily press and regular printed publications on sale to the public within 60 days of the event related to those data/results and always provided that copyright symbol appears together as follows below.
© DORNA, 2023



Practice Nr. 2

Moto2

Lap	Lap Time	T1	T2	T3	T4	Speed	Lap	Lap Time	T1	T2	T3	T4	Speed	
15	2'00.464	30.101	31.785	28.764	29.814	281.2	15	2'01.496	30.073	31.670	29.052	30.701	279.7	
16	2'05.348	30.139	36.362	29.027	29.820	280.5	16	2'00.501	29.940	31.522	29.002	30.037	279.7	
17	2'00.098	29.943	31.971	28.575	29.609	282.7								
24th	11	Sergio GARCIA Pons Wegow Los40 SPA						27th	28	Izan GUEVARA Inde GASGAS Aspar SPA				
		Runs=3	Total laps=14	Full laps=9	Valid laps=8				Runs=2	Total laps=10	Full laps=7	Valid laps=7		
1	2'56.696	31.383	34.460	32.855	31.109		1	2'41.859	31.839	34.513	30.040	30.906		
2	2'05.054	30.969	34.044	29.504	30.537	281.2	2	2'04.040	30.783	32.399	30.707	30.151	283.4	
3	2'07.388	P 31.011	34.126	30.144	32.107	284.2	3	2'01.993	30.589	32.345	29.035	30.024	283.4	
4	6'46.082	30.187	34.139	30.115	31.261		4	2'06.426	30.561	35.304	29.886	30.675	284.2	
5	2'05.840	31.317	33.136	29.914	31.473	277.6	5	2'01.765	30.524	32.261	29.156	29.824	284.2	
6	2'28.347	48.620	36.218	30.050	33.459	278.3	6	2'00.579	30.152	31.975	28.860	29.592	285.7	
7	2'08.949	31.112	35.121	31.685	31.031	278.3	7	2'11.233	30.328	39.350	29.421	32.134	287.2	
8	2'05.678	P 30.969	33.923	30.037	30.749	277.6	8	2'09.767	37.271	33.028	29.090	30.378	284.2	
9	8'54.530	30.719	35.728	30.557	34.065		9	2'05.791	P 30.554	34.411	29.436	31.390	284.2	
10	2'02.101	30.437	32.736	28.918	30.010	281.2	10	13'09.850	29.787	32.747	30.988	30.221		
11	2'05.268	* 30.354	31.992	29.869*	33.053*	282.7		unfinished	30.266	31.947			284.2	
12	2'00.734	30.229	31.806	28.837	29.862	281.2								
13	2'00.151	30.051	31.714	28.519	29.867	284.2								
14	2'00.666	30.030	31.741	29.097	29.798	281.2								
25th	3	Lukas TULOVIC Liqui Moly Husqvarna GER						28th	9	Mattia CASADEI Fantic Racing ITA				
		Runs=2	Total laps=16	Full laps=13	Valid laps=12				Runs=2	Total laps=17	Full laps=14	Valid laps=13		
1	2'16.627	30.346	34.402	30.467	30.962		1	2'18.085	31.112	34.495	29.784	30.754		
2	2'03.529	31.179	32.584	29.412	30.354	284.9	2	2'06.510	30.896	32.668	29.468	33.478	280.5	
3	2'02.782	30.828	32.403	29.462	30.089	282.7	3	2'04.771	31.137	33.948	29.241	30.445	279.7	
4	2'02.090	30.672	32.289	29.105	30.024	284.9	4	2'02.554	30.610	32.467	29.200	30.277	282.7	
5	2'04.662	30.499	34.525	29.322	30.316	284.2	5	2'02.291	30.575	32.355	29.206	30.155	281.2	
6	2'03.363	30.693	33.340	29.195	30.135	282.7	6	2'05.505	30.600	32.302	31.166	31.437	280.5	
7	2'06.793	30.598	35.964	29.705	30.526	285.7	7	2'07.096	32.007	35.007	29.560	30.522	279.7	
8	2'04.578	P 30.668	32.477	29.458	31.975	281.9	8	2'02.106	30.826	32.248	29.039	29.993	279.7	
9	10'48.295	31.240	35.353	31.139	30.437		9	2'08.928	P 30.584	32.246	32.633	33.465	279.7	
10	2'01.768	30.613	32.116	29.064	29.975	279.0	10	8'07.948	30.310	33.823	32.748	30.511		
11	2'03.707	30.337	31.838	31.122	30.410	284.2	11	2'01.842	30.824	32.039	28.953	30.026	277.6	
12	2'00.299	30.187	31.758	28.626	29.728	284.9	12	2'03.450	30.326	31.857	29.225	32.042	280.5	
13	2'01.018	* 30.158	31.661	28.907*	30.292*	283.4	13	2'01.205	30.627	31.904	28.812	29.862	278.3	
14	2'04.144	30.171	34.003	29.937	30.033	281.2	14	2'01.029	* 30.465	31.717	28.755*	30.092*	277.6	
15	2'05.411	30.231	36.064	29.119	29.997	280.5	15	2'01.476	30.505	31.741	29.086	30.144	279.0	
16	2'00.303	30.104	31.936	28.655	29.608	283.4	16	2'02.739	30.186	32.773	29.682	30.098	280.5	
							17	2'00.742	30.332	31.894	28.730	29.786	280.5	
26th	64	Bo BENDSNEYDER Pertamina Mandalika NED						29th	5	Kohta NOZANE Correos Prepagó Yam JPN				
		Runs=2	Total laps=16	Full laps=13	Valid laps=12				Runs=2	Total laps=14	Full laps=10	Valid laps=9		
1	2'24.586	29.804	33.528	30.309	30.845		1	2'16.087	32.775	34.277	30.349	30.686		
2	2'02.078	30.585	32.291	29.052	30.150	280.5	2	2'12.720	30.982	36.635	30.481	34.622	279.7	
3	2'01.537	30.537	32.089	28.897	30.014	285.7	3	2'03.846	31.137	32.613	29.619	30.477	276.2	
4	2'01.828	30.488	32.063	29.211	30.066	285.7	4	2'03.392	30.968	32.477	29.609	30.338	276.9	
5	2'01.113	30.268	31.977	28.858	30.010	280.5	5	2'03.096	30.862	32.336	29.359	30.539	276.2	
6	2'02.013	30.294	32.392	29.186	30.141	283.4	6	2'17.484	35.490	35.323	35.944	30.727	274.8	
7	2'00.903	30.159	31.885	28.866	29.993	286.4	7	2'15.514	P 30.682	42.375	29.553	32.904	280.5	
8	2'05.298	P 30.236	34.189	29.332	31.541	279.7	8	11'59.338	32.183	33.599	29.989	31.026		
9	10'52.917	30.612	34.796	29.226	30.212		9	2'07.174	32.500	33.156	30.427	31.091	280.5	
10	2'01.713	30.462	32.338	28.930	29.983	276.2	10	2'00.917	30.418	31.812	28.679	30.008	282.7	
11	2'05.129	30.028	32.022	30.121	32.958	287.2	11	2'02.771	30.698	32.346	29.392	30.335	275.5	
12	2'01.051	30.193	32.060	28.897	29.901	279.0	12	2'09.131	* 30.385	36.954	30.088*	31.704*	279.7	
13	2'05.160	* 30.193	31.668	31.279*	32.020*	279.7	13	2'12.514	36.308	36.275	29.792	30.139	277.6	
14	2'00.572	30.249	31.740	28.722	29.861	277.6	14	2'18.398	P 30.955	40.014	31.600	35.829	277.6	

Fastest Lap: Fermín ALDEGUER Beta Tools SpeedUp SPA **1'58.059** 29.655 31.201 28.081 29.122

These data/results cannot be reproduced, stored and/or transmitted in whole or in part by any manner of electronic, mechanical, photocopying, recording, broadcasting or otherwise now known or herein after developed without the previous express consent by the copyright owner, except for reproduction in daily press and regular printed publications on sale to the public within 60 days of the event related to those data/results and always provided that copyright symbol appears together as follows below.
© DORNA, 2023

Practice Nr. 2

Moto2

Lap	Lap Time	T1	T2	T3	T4	Speed	Lap	Lap Time	T1	T2	T3	T4	Speed
30th	23	Taiga HADA		Pertamina Mandalika		JPN							
		Runs=2	Total laps=15	Full laps=12	Valid laps=12								
1	2'19.952	31.618	34.908	30.479	31.275								
2	2'06.373	31.607	33.520	29.971	31.275	279.7							
3	2'03.878	31.151	32.957	29.396	30.374	279.7							
4	2'03.702	30.866	32.828	29.473	30.535	281.9							
5	2'06.108	30.923	32.829	29.459	32.897	280.5							
6	2'04.559	31.005	32.996	29.769	30.789	280.5							
7	2'05.051	31.160	33.570	29.676	30.645	277.6							
8	2'05.577 P	31.101	33.047	30.044	31.385	279.0							
9	11'13.220	35.831	43.200	33.844	31.018								
10	2'17.938	33.921	34.877	29.993	39.147	277.6							
11	2'03.267	30.686	32.654	29.476	30.451	284.2							
12	2'03.565	30.892	32.760	29.448	30.465	279.0							
13	2'03.141	30.577	32.790	29.397	30.377	279.0							
14	2'05.411	30.826	34.677	29.319	30.589	276.9							
15	2'03.768	30.829	32.894	29.480	30.565	276.9							

Fastest Lap: Fermín ALDEGUER Beta Tools SpeedUp SPA **1'58.059** 29.655 31.201 28.081 29.122

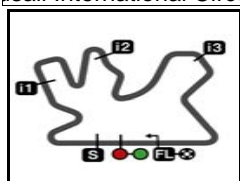
These data/results cannot be reproduced, stored and/or transmitted in whole or in part by any manner of electronic, mechanical, photocopying, recording, broadcasting or otherwise now known or herein after developed without the previous express consent by the copyright owner, except for reproduction in daily press and regular printed publications on sale to the public within 60 days of the event related to those data/results and always provided that copyright symbol appears together as follows below.
© DORNA, 2023

Official MotoGP Timing by TISSOT
www.motogp.com

Doha, Friday, November 17, 2023

Page 6 of 6





5380 m.

QATAR AIRWAYS GRAND PRIX OF QATAR

Practice Nr. 2

Best Partial Times

Moto2™

IT Ideal Lap Time, sum of the best partial times

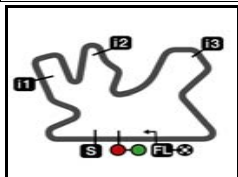
BT Best Lap Time

T1		T2		T3		T4						
Pos	Rider	Time	Rider	Time	Rider	Time	Rider	Time	Pos	Rider	IT	BT
1	J.DIXON	29.580	A.CANET	31.062	S.LOWES	27.929	F.ALDEGUER	29.122	1	A.CANET	1'58.018	1'58.163 (2)
2	S.CHANTRA	29.595	F.ALDEGUER	31.169	A.CANET	28.017	A.CANET	29.185	2	F.ALDEGUER	1'58.027	1'58.059 (1)
3	M.GONZALEZ	29.638	S.CHANTRA	31.170	F.ALDEGUER	28.081	A.OGURA	29.234	3	S.LOWES	1'58.172	1'58.313 (3)
4	F.ALDEGUER	29.655	J.DIXON	31.250	J.DIXON	28.123	S.LOWES	29.246	4	J.DIXON	1'58.276	1'58.434 (5)
5	S.LOWES	29.713	A.LOPEZ	31.252	J.ROBERTS	28.223	S.CHANTRA	29.263	5	S.CHANTRA	1'58.297	1'58.367 (4)
6	A.LOPEZ	29.720	P.ACOSTA	31.264	M.GONZALEZ	28.229	M.GONZALEZ	29.295	6	M.GONZALEZ	1'58.438	1'58.673 (6)
7	A.CANET	29.754	M.GONZALEZ	31.276	M.RAMIREZ	28.229	J.DIXON	29.323	7	P.ACOSTA	1'58.766	1'58.854 (8)
8	P.ACOSTA	29.818	S.LOWES	31.284	P.ACOSTA	28.266	P.ACOSTA	29.418	8	A.OGURA	1'58.832	1'58.832 (7)
9	T.ARBOLINO	29.838	T.ARBOLINO	31.324	S.CHANTRA	28.269	J.ROBERTS	29.481	9	A.LOPEZ	1'58.856	1'58.927 (9)
10	J.ROBERTS	29.852	A.OGURA	31.332	T.ARBOLINO	28.323	S.KELLY	29.500	10	J.ROBERTS	1'58.935	1'59.231 (11)
11	A.OGURA	29.856	J.ROBERTS	31.379	A.ARENAS	28.335	A.ESCRIG	29.533	11	T.ARBOLINO	1'59.020	1'59.112 (10)
12	A.ESCRIG	29.873	B.BALTUS	31.455	D.FOGGIA	28.342	T.ARBOLINO	29.535	12	D.FOGGIA	1'59.291	1'59.481 (14)
13	D.BINDER	29.874	D.FOGGIA	31.466	A.LOPEZ	28.346	A.LOPEZ	29.538	13	A.ESCRIG	1'59.308	1'59.506 (15)
14	Z.VD GOORBER	29.889	S.KELLY	31.471	A.ESCRIG	28.355	B.BALTUS	29.556	13	M.RAMIREZ	1'59.308	1'59.308 (12)
15	A.ARENAS	29.898	C.VIETTI	31.473	Z.VD GOORBER	28.371	C.VIETTI	29.562	15	C.VIETTI	1'59.474	1'59.474 (13)
16	M.RAMIREZ	29.899	B.BENDSNEYDE	31.522	A.OGURA	28.410	D.FOGGIA	29.567	16	A.ARENAS	1'59.482	1'59.710 (18)
17	F.SALAC	29.905	A.ESCRIG	31.547	D.BINDER	28.456	F.SALAC	29.571	17	S.KELLY	1'59.511	1'59.666 (17)
18	D.FOGGIA	29.916	M.RAMIREZ	31.567	C.VIETTI	28.457	I.GUEVARA	29.592	18	F.SALAC	1'59.560	1'59.595 (16)
19	J.ALCOBA	29.928	Z.VD GOORBER	31.579	F.SALAC	28.468	A.ARENAS	29.603	19	B.BALTUS	1'59.584	1'59.757 (19)
20	B.BENDSNEYDE	29.940	F.SALAC	31.616	B.BALTUS	28.480	L.TULOVIC	29.608	20	Z.VD GOORBER	1'59.651	1'59.955 (21)
21	R.SKINNER	29.943	J.ALCOBA	31.637	S.KELLY	28.491	R.SKINNER	29.609	21	J.ALCOBA	1'59.748	1'59.991 (22)
22	C.VIETTI	29.982	A.ARENAS	31.646	S.GARCIA	28.519	M.RAMIREZ	29.613	22	D.BINDER	1'59.809	1'59.930 (20)
23	S.GARCIA	30.030	L.TULOVIC	31.661	J.ALCOBA	28.533	J.ALCOBA	29.650	23	R.SKINNER	1'59.912	2'00.098 (23)
24	S.KELLY	30.049	D.BINDER	31.693	R.SKINNER	28.575	M.CASADEI	29.786	24	L.TULOVIC	1'59.999	2'00.299 (25)

These data/results cannot be reproduced, stored and/or transmitted in whole or in part by any manner of electronic, mechanical, photocopying, recording, broadcasting or otherwise now known or herein after developed without the previous express consent by the copyright owner, except for reproduction in daily press and regular printed publications on sale to the public within 60 days of the event related to those data/results and always provided that copyright symbol appears together as follows below.
© DORNA, 2023

Official MotoGP Timing by TISSOT
www.motogp.com





5380 m.

QATAR AIRWAYS GRAND PRIX OF QATAR

Practice Nr. 2

Best Partial Times

Moto2™

IT Ideal Lap Time, sum of the best partial times

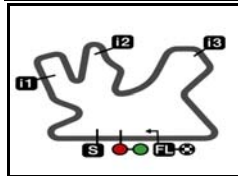
BT Best Lap Time

T1		T2		T3		T4				<i>IT</i>	<i>BT</i>	
<i>Pos</i>	<i>Rider</i>	<i>Time</i>	<i>Rider</i>	<i>Time</i>	<i>Rider</i>	<i>Time</i>	<i>Rider</i>	<i>Time</i>	<i>Pos</i>	<i>Rider</i>		
25	B.BALTUS	30.093	S.GARCIA	31.714	L.TULOVIC	28.626	D.BINDER	29.786	25	B.BENDSNEY	2'00.045	2'00.501 (26)
26	L.TULOVIC	30.104	M.CASADEI	31.717	K.NOZANE	28.679	S.GARCIA	29.798	26	S.GARCIA	2'00.061	2'00.151 (24)
27	I.GUEVARA	30.152	R.SKINNER	31.785	B.BENDSNEYDE	28.722	Z.VD GOORBER	29.812	27	M.CASADEI	2'00.419	2'00.742 (28)
28	M.CASADEI	30.186	K.NOZANE	31.812	M.CASADEI	28.730	B.BENDSNEYDE	29.861	28	I.GUEVARA	2'00.551	2'00.579 (27)
29	K.NOZANE	30.385	I.GUEVARA	31.947	I.GUEVARA	28.860	K.NOZANE	30.008	29	K.NOZANE	2'00.884	2'00.917 (29)
30	T.HADA	30.577	T.HADA	32.654	T.HADA	29.319	T.HADA	30.374	30	T.HADA	2'02.924	2'03.141 (30)

These data/results cannot be reproduced, stored and/or transmitted in whole or in part by any manner of electronic, mechanical, photocopying, recording, broadcasting or otherwise now known or herein after developed without the previous express consent by the copyright owner, except for reproduction in daily press and regular printed publications on sale to the public within 60 days of the event related to those data/results and always provided that copyright symbol appears together as follows below.
© DORNA, 2023

Official MotoGP Timing by **TISSOT**
www.motogp.com





5380 m.

QATAR AIRWAYS GRAND PRIX OF QATAR

Practice Nr. 2

Fastest Laps Sequence

<i>Practice Time</i>	 <i>Rider</i>	<i>Nation</i>	<i>Motorcycle</i>	<i>Time</i>	<i>Km/h</i>	<i>Rider's Lap</i>
4'10.907	21 Alonso LOPEZ	SPA	BOSCOSCURO	2'02.030	158.7	2
4'52.901	37 Pedro ACOSTA	SPA	KALEX	2'01.683	159.1	2
5'02.184	14 Tony ARBOLINO	ITA	KALEX	2'01.303	159.6	2
5'16.497	18 Manuel GONZALEZ	SPA	KALEX	2'00.823	160.3	2
6'53.055	37 Pedro ACOSTA	SPA	KALEX	2'00.154	161.1	3
8'16.029	54 Fermín ALDEGUER	SPA	BOSCOSCURO	2'00.104	161.2	4
8'52.834	37 Pedro ACOSTA	SPA	KALEX	1'59.779	161.6	4
9'16.393	18 Manuel GONZALEZ	SPA	KALEX	1'59.525	162.0	4
13'14.493	22 Sam LOWES	GBR	KALEX	1'59.501	162.0	6
13'21.116	18 Manuel GONZALEZ	SPA	KALEX	1'59.272	162.3	6
17'00.768	96 Jake DIXON	GBR	KALEX	1'59.093	162.6	8
23'44.951	40 Aron CANET	SPA	KALEX	1'59.037	162.7	9
30'23.890	22 Sam LOWES	GBR	KALEX	1'58.830	162.9	11
32'22.328	22 Sam LOWES	GBR	KALEX	1'58.438	163.5	12
34'20.641	22 Sam LOWES	GBR	KALEX	1'58.313	163.7	13
36'05.719	40 Aron CANET	SPA	KALEX	1'58.261	163.7	13
37'33.052	54 Fermín ALDEGUER	SPA	BOSCOSCURO	1'58.059	164.0	15

These data/results cannot be reproduced, stored and/or transmitted in whole or in part by any manner of electronic, mechanical, photocopying, recording, broadcasting or otherwise now known or herein after developed without the previous express consent by the copyright owner, except for reproduction in daily press and regular printed publications on sale to the public within 60 days of the event related to those data/results and always provided that copyright symbol appears together as follows below.

© DORNA, 2023

Official MotoGP Timing by TISSOT
www.motogp.com

Doha, Friday, November 17, 2023

