

5380 m.

QATAR AIRWAYS GRAND PRIX OF QATAR

Practice Nr. 2

Classification

6

	Rider	Nation	Team	Motorcycle	Time	Lap Total	Gap	Top Speed
1	5 Jaume MASIA	SPA	Leopard Racing	HONDA	2'06.794	10 12		233.7
2	55 Romano FENATI	ITA	Rivacold Snipers Team	HONDA	2'07.340	10 14	0.546 0.546	236.8
3	95 Collin VEIJER	NED	Liqui Moly Husqvarna Intact GP	HUSQVARNA	2'07.416	9 10	0.622 0.076	232.2
4	48 Ivan ORTOLÁ	SPA	Angeluss MTA Team	KTM	2'07.425	12 12	0.631 0.009	236.3
5	18 Matteo BERTELLE	ITA	Rivacold Snipers Team	HONDA	2'07.602	11 14	0.808 0.177	235.8
6	43 Xavier ARTIGAS	SPA	CFMOTO Racing PruestelGP	CFMOTO	2'07.664	12 12	0.870 0.062	229.2
7	80 David ALONSO	COL	Gaviota GASGAS Aspar Team	GASGAS	2'07.795	10 12	1.001 0.131	240.5
8	71 Ayumu SASAKI	JPN	Liqui Moly Husqvarna Intact GP	HUSQVARNA	2'07.868	8 12	1.074 0.073	236.8
9	96 Daniel HOLGADO	SPA	Red Bull KTM Tech3	KTM	2'08.063	10 12	1.269 0.195	236.3
10	82 Stefano NEPA	ITA	Angeluss MTA Team	KTM	2'08.147	12 12	1.353 0.084	237.3
11	21 Vicente PEREZ	SPA	BOE Motorsports	KTM	2'08.151	9 13	1.357 0.004	229.2
12	27 Kaito TOBA	JPN	SIC58 Squadra Corse	HONDA	2'08.177	12 12	1.383 0.026	237.8
13	44 David MUÑOZ	SPA	BOE Motorsports	KTM	2'08.374	11 11	1.580 0.197	237.8
14	53 Deniz ÖNCÜ	TUR	Red Bull KTM Ajo	KTM	2'08.421	3 13	1.627 0.047	235.2
15	7 Filippo FARIOLI	ITA	Red Bull KTM Tech3	KTM	2'08.480	3 12	1.686 0.059	234.2
16	99 José Antonio RUEDA	SPA	Red Bull KTM Ajo	KTM	2'08.515	11 14	1.721 0.035	236.3
17	10 Diogo MOREIRA	BRA	MT Helmets - MSI	KTM	2'08.636	10 13	1.842 0.121	236.3
18	70 Joshua WHATLEY	GBR	VisionTrack Racing Team	HONDA	2'08.692	7 12	1.898 0.056	231.2
19	66 Joel KELSO	AUS	CFMOTO Racing PruestelGP	CFMOTO	2'08.777	11 11	1.983 0.085	235.8
20	54 Riccardo ROSSI	ITA	SIC58 Squadra Corse	HONDA	2'08.778	12 12	1.984 0.001	238.9
21	31 Adrian FERNANDEZ	SPA	Leopard Racing	HONDA	2'08.813	8 12	2.019 0.035	237.8
22	72 Taiyo FURUSATO	JPN	Honda Team Asia	HONDA	2'09.038	10 12	2.244 0.225	232.7
23	63 Syarifuddin AZMAN	MAL	MT Helmets - MSI	KTM	2'09.244	12 13	2.450 0.206	233.2
24	38 David SALVADOR	SPA	CIP Green Power	KTM	2'09.281	10 10	2.487 0.037	237.3
25	6 Ryusei YAMANAKA	JPN	Gaviota GASGAS Aspar Team	GASGAS	2'09.344	8 10	2.550 0.063	238.4
26	64 Mario AJI	INA	Honda Team Asia	HONDA	2'09.354	3 12	2.560 0.010	233.2
27	20 Lorenzo FELLON	FRA	CIP Green Power	KTM	2'09.707	4 11	2.913 0.353	232.7
28	19 Scott OGDEN	GBR	VisionTrack Racing Team	HONDA	2'10.848	7 9	4.054 1.141	237.3

Practice condition: **Dry**

Air: 25°

Humidity: 75%

Ground: 29°

Fastest Lap:	Lap: 10	Jaume MASIA	2'06.794	152.7 Km/h
Best Race Lap:	2019	Romano FENATI	2'05.403	154.4 Km/h
All Time Lap Record:	2021	Darryn BINDER	2'04.075	156.0 Km/h

The results are provisional until the end of the limit for protest and appeals.

Time limit for protest expires 60' after publication of the results - Time:

These data/results cannot be reproduced, stored and/or transmitted in whole or in part by any manner of electronic, mechanical, photocopying, recording, broadcasting or otherwise now known or herein after developed without the previous express consent by the copyright owner, except for reproduction in daily press and regular printed publications on sale to the public within 60 days of the event related to those data/results and always provided that copyright symbol appears together as follows below.

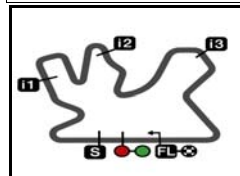
© DORNA, 2023

Official MotoGP Timing by TISSOT

www.motogp.com

Doha, Friday, November 17, 2023






5380 m.

QATAR AIRWAYS GRAND PRIX OF QATAR

Practice Nr. 2

Combined Practice Times

7

		Rider	Nation	Team	MOTORCYCLE	P1	P2	Gap
1	5	J.MASIA	SPA	Leopard Racing	HONDA	2'09.817 10	2'06.794 10	
2	55	R.FENATI	ITA	Rivacold Snipers Team	HONDA	2'11.046 14	2'07.340 10	0.546 0.546
3	95	C.VEIJER	NED	Liqui Moly Husqvarna Intact GP	HUSQVARNA	2'12.848 13	2'07.416 9	0.622 0.076
4	48	I.ORTOLÁ	SPA	Angeluss MTA Team	KTM	2'12.237 5	2'07.425 12	0.631 0.009
5	18	M.BERTELLE	ITA	Rivacold Snipers Team	HONDA	2'10.756 14	2'07.602 11	0.808 0.177
6	43	X.ARTIGAS	SPA	CFMOTO Racing PruestelGP	CFMOTO	2'11.000 14	2'07.664 12	0.870 0.062
7	80	D.ALONSO	COL	Gaviota GASGAS Aspar Team	GASGAS	2'10.971 13	2'07.795 10	1.001 0.131
8	71	A.SASAKI	JPN	Liqui Moly Husqvarna Intact GP	HUSQVARNA	2'12.815 4	2'07.868 8	1.074 0.073
9	96	D.HOLGADO	SPA	Red Bull KTM Tech3	KTM	2'11.293 10	2'08.063 10	1.269 0.195
10	82	S.NEPA	ITA	Angeluss MTA Team	KTM	2'12.290 13	2'08.147 12	1.353 0.084
11	21	V.PEREZ	SPA	BOE Motorsports	KTM	2'11.483 10	2'08.151 9	1.357 0.004
12	27	K.TOBA	JPN	SIC58 Squadra Corse	HONDA	2'10.561 10	2'08.177 12	1.383 0.026
13	44	D.MUÑOZ	SPA	BOE Motorsports	KTM	2'12.468 12	2'08.374 11	1.580 0.197
14	53	D.ÖNCÜ	TUR	Red Bull KTM Ajo	KTM	2'09.404 13	2'08.421 3	1.627 0.047
15	7	F.FARIOLI	ITA	Red Bull KTM Tech3	KTM	2'11.047 13	2'08.480 3	1.686 0.059
16	99	J.RUEDA	SPA	Red Bull KTM Ajo	KTM	2'11.775 12	2'08.515 11	1.721 0.035
17	10	D.MOREIRA	BRA	MT Helmets - MSI	KTM	2'10.227 11	2'08.636 10	1.842 0.121
18	70	J.WHATLEY	GBR	VisionTrack Racing Team	HONDA	2'10.891 12	2'08.692 7	1.898 0.056
19	66	J.KELSO	AUS	CFMOTO Racing PruestelGP	CFMOTO	2'11.987 14	2'08.777 11	1.983 0.085
20	54	R.ROSSI	ITA	SIC58 Squadra Corse	HONDA	2'11.901 13	2'08.778 12	1.984 0.001
21	31	A.FERNANDEZ	SPA	Leopard Racing	HONDA	2'11.257 14	2'08.813 8	2.019 0.035
22	72	T.FURUSATO	JPN	Honda Team Asia	HONDA	2'12.620 12	2'09.038 10	2.244 0.225
23	63	S.AZMAN	MAL	MT Helmets - MSI	KTM	2'10.751 13	2'09.244 12	2.450 0.206
24	38	D.SALVADOR	SPA	CIP Green Power	KTM	2'12.247 11	2'09.281 10	2.487 0.037
25	6	R.YAMANAKA	JPN	Gaviota GASGAS Aspar Team	GASGAS	2'11.423 11	2'09.344 8	2.550 0.063
26	64	M.AJI	INA	Honda Team Asia	HONDA	2'12.774 12	2'09.354 3	2.560 0.010
27	20	L.FELLON	FRA	CIP Green Power	KTM	2'14.285 12	2'09.707 4	2.913 0.353
28	19	S.OGDEN	GBR	VisionTrack Racing Team	HONDA	2'12.308 14	2'10.848 7	4.054 1.141

Pole Position Record:	2021	Darryn BINDER	2'04.075	156.0 Km/h
Best Race Lap:	2019	Romano FENATI	2'05.403	154.4 Km/h
All Time Lap Record:	2021	Darryn BINDER	2'04.075	156.0 Km/h

The results are provisional until the end of the limit for protest and appeals.

Time limit for protest expires 60' after publication of the results - Time:

These data/results cannot be reproduced, stored and/or transmitted in whole or in part by any manner of electronic, mechanical, photocopying, recording, broadcasting or otherwise now known or herein after developed without the previous express consent by the copyright owner, except for reproduction in daily press and regular printed publications on sale to the public within 60 days of the event related to those data/results and always provided that copyright symbol appears together as follows below.

© DORNA, 2023

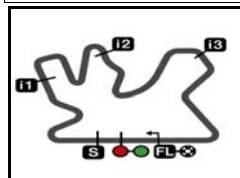
Official MotoGP Timing by TISSOT

www.motogp.com

Doha, Friday, November 17, 2023







5380 m.

QATAR AIRWAYS GRAND PRIX OF QATAR

Practice Nr. 2

Top Speed & Average

8



Rider	Nation	Motorcycle	Top 5 speeds					Average	Top
80 David ALONSO	COL	GASGAS	240.5	233.7	231.7	230.7	229.7	233.3	240.5
54 Riccardo ROSSI	ITA	HONDA	238.9	237.3	235.2	235.2	233.2	236.0	238.9
6 Ryusei YAMANAKA	JPN	GASGAS	238.4	235.2	229.7	228.8	227.8	230.8	238.4
27 Kaito TOBA	JPN	HONDA	237.8	236.8	234.2	231.7	229.2	233.9	237.8
31 Adrian FERNANDEZ	SPA	HONDA	237.8	235.8	233.7	233.2	233.2	234.7	237.8
44 David MUÑOZ	SPA	KTM	237.8	237.3	237.3	236.3	235.2	236.8	237.8
19 Scott OGDEN	GBR	HONDA	237.3	234.2	230.7	228.8	228.8	232.0	237.3
38 David SALVADOR	SPA	KTM	237.3	234.7	233.2	231.7	231.7	233.7	237.3
82 Stefano NEPA	ITA	KTM	237.3	236.3	236.3	235.2	226.4	234.3	237.3
55 Romano FENATI	ITA	HONDA	236.8	234.7	232.7	231.7	228.3	232.8	236.8
71 Ayumu SASAKI	JPN	HUSQVARNA	236.8	236.8	236.3	234.7	234.7	235.7	236.8
10 Diogo MOREIRA	BRA	KTM	236.3	234.2	233.2	231.2	228.8	232.7	236.3
48 Ivan ORTOLÁ	SPA	KTM	236.3	232.2	230.2	226.8	225.9	230.3	236.3
96 Daniel HOLGADO	SPA	KTM	236.3	235.8	235.8	233.2	232.7	234.8	236.3
99 José Antonio RUEDA	SPA	KTM	236.3	235.8	235.8	235.8	235.2	235.8	236.3
18 Matteo BERTELLE	ITA	HONDA	235.8	235.8	234.7	233.2	232.7	234.4	235.8
66 Joel KELSO	AUS	CFMOTO	235.8	234.2	233.7	231.7	231.7	233.4	235.8
53 Deniz ÖNCÜ	TUR	KTM	235.2	233.2	232.7	231.2	230.7	232.3	235.2
7 Filippo FARIOLI	ITA	KTM	234.2	233.2	232.7	232.2	231.2	232.7	234.2
5 Jaume MASIA	SPA	HONDA	233.7	233.2	232.2	232.2	231.7	232.5	233.7
63 Syarifuddin AZMAN	MAL	KTM	233.2	230.2	228.3	225.9	224.5	227.8	233.2
64 Mario AJI	INA	HONDA	233.2	231.2	231.2	229.7	229.2	230.9	233.2
20 Lorenzo FELLON	FRA	KTM	232.7	231.7	231.7	229.7	228.8	230.9	232.7
72 Taiyo FURUSATO	JPN	HONDA	232.7	230.2	229.7	228.8	227.8	229.5	232.7
95 Collin VEIJER	NED	HUSQVARNA	232.2	232.2	231.7	230.2	229.7	231.2	232.2
70 Joshua WHATLEY	GBR	HONDA	231.2	229.7	229.2	227.8	227.8	229.1	231.2
21 Vicente PEREZ	SPA	KTM	229.2	228.8	226.8	226.4	226.4	227.5	229.2
43 Xavier ARTIGAS	SPA	CFMOTO	229.2	228.8	228.3	228.3	228.3	228.6	229.2

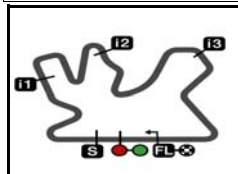
These data/results cannot be reproduced, stored and/or transmitted in whole or in part by any manner of electronic, mechanical, photocopying, recording, broadcasting or otherwise now known or herein after developed without the previous express consent by the copyright owner, except for reproduction in daily press and regular printed publications on sale to the public within 60 days of the event related to those data/results and always provided that copyright symbol appears together as follows below.

© DORNA, 2023

Official MotoGP Timing by TISSOT
www.motogp.com



Doha, Friday, November 17, 2023



5380 m.

QATAR AIRWAYS GRAND PRIX OF QATAR

Practice Nr. 2

Chronological Analysis of Performances

9

* Lap / Sector time cancelled **T1** Time from finish line to 1st intermediate **T3** Time from 2nd intermed. to 3rd intermed.
P Crossing the finish line in pit lane **T2** Time from 1st intermed. to 2nd intermed. **T4** Time from 3rd intermediate to finish line

Lap	Lap Time	T1	T2	T3	T4	Speed	Lap	Lap Time	T1	T2	T3	T4	Speed					
1st	5	Jaume MASIA				Leopard Racing	SPA	4th				48	Ivan ORTOLÁ				Angeluss MTA Team	SPA
		Runs=2	Total laps=12	Full laps=8	Valid laps=8				Runs=3	Total laps=12	Full laps=7	Valid laps=6						
1	3'45.589	33.725	36.830	31.585	34.111		1	2'51.291	31.450	34.853	30.660	32.497						
2	2'09.327	33.364	33.609	30.236	32.118	231.7	2	2'09.887	33.429	33.803	30.352	32.303	225.0					
3	2'08.395	33.172	33.182	30.045	31.996	230.7	3	2'13.134	33.407	35.788	31.192	32.747	225.0					
4	2'07.886	32.902	33.104	29.988	31.892	230.7	4	2'09.239	33.253	33.480	30.388	32.118	232.2					
5	2'07.742	32.970	33.022	29.980	31.770	231.7	5	2'13.042	35.550	33.448	30.485	33.559	225.4					
6	2'07.960	32.830	33.075	30.299	31.756	233.2	6	2'09.017	33.187	33.454	30.199	32.177	226.8					
7	2'08.788 P	32.826	32.936	29.855	33.171	231.2	7	2'12.403 P	33.289	36.727	30.395	31.992	225.4					
8	6'59.707	30.808	34.628	30.803	32.980		8	5'52.054	31.511	33.830	30.426	32.364						
9	2'17.732	32.685	32.716	29.666	42.665	232.2	9	2'08.140 P	33.188	33.281	30.363	31.308	225.9					
10	2'06.794	32.715	32.711	29.741	31.627	233.7	10	6'12.836	40.079	36.180	30.273	32.147						
11	2'10.212	34.870	33.201	30.085	32.056	232.2	11	2'46.342 *	32.901	37.149*	31.03815	32.477	230.2					
12	2'44.519 P	32.991	36.928*	30.0595	34.005	231.2	12	2'07.425	32.782	33.095	29.874	31.674	236.3					
2nd	55	Romano FENATI				Rivacold Snipers Tea	ITA	5th				18	Matteo BERTELLE				Rivacold Snipers Tea	ITA
		Runs=3	Total laps=14	Full laps=9	Valid laps=9				Runs=2	Total laps=14	Full laps=11	Valid laps=11						
1	3'22.075	32.109	35.437	30.785	32.561		1	3'21.877	31.833	35.674	30.948	33.139						
2	2'09.356	33.315	33.653	30.458	31.930	236.8	2	2'09.866	33.353	34.053	30.414	32.046	234.7					
3	2'08.753	33.051	33.423	30.324	31.955	231.7	3	2'08.807	33.003	33.512	30.323	31.969	235.8					
4	2'08.155	33.172	33.024	30.079	31.880	227.3	4	2'09.091	33.325	33.596	30.283	31.887	232.7					
5	2'08.146	33.002	33.049	30.137	31.958	228.3	5	2'08.392	33.172	33.196	30.115	31.909	229.7					
6	2'07.672	33.040	32.873	29.954	31.805	227.3	6	2'18.877	33.065	38.568	34.735	32.509	232.2					
7	2'07.596	33.012	32.859	29.972	31.753	226.8	7	2'10.590	33.406	34.902	30.357	31.925	231.2					
8	2'09.118 P	33.045	33.372	30.232	32.469	227.8	8	2'08.849	33.221	33.512	30.129	31.987	233.2					
9	6'10.159	31.305	33.481	29.867	31.969		9	2'08.058 P	33.236	33.202	30.092	31.528	227.3					
10	2'07.340	32.833	32.786	29.756	31.965	227.8	10	6'59.250	40.969	34.197	30.391	32.544						
11	2'14.015 P	32.880	36.129	30.393	34.613	226.8	11	2'07.602	33.169	32.858	29.938	31.637	235.8					
12	3'21.076	29.810	33.259	30.009	37.989		12	2'22.038	33.011	37.051	33.106	38.870	230.2					
13	2'12.003	32.989	33.188	32.190	33.636	234.7	13	2'11.897	33.349	33.245	30.295	35.008	229.7					
14	2'08.327	32.801	33.415	30.032	32.079	232.7	14	2'08.539	33.021	33.244	30.011	32.263	229.7					
3rd	95	Collin VEIJER				Liqui Moly Husqvarna	NED	6th				43	Xavier ARTIGAS				CFMOTO Racing Pru	SPA
		Runs=2	Total laps=10	Full laps=6	Valid laps=6				Runs=3	Total laps=12	Full laps=8	Valid laps=8						
1	3'33.247	31.975	35.801	31.482	33.029		1	3'27.363	33.618	36.445	31.643	37.244						
2	2'09.849	33.653	33.877	30.339	31.980	228.3	2	2'11.292	33.921	33.988	30.744	32.639	227.3					
3	2'09.030	33.261	33.425	30.354	31.990	229.7	3	2'10.406	33.559	34.029	30.488	32.330	228.3					
4	2'08.418	33.142	33.260	30.124	31.892	230.2	4	2'10.815	33.465	33.876	30.681	32.793	228.3					
5	2'07.942	32.992	33.122	30.114	31.714	232.2	5	2'12.849	33.684	33.893	30.640	34.632	227.3					
6	2'10.111	33.080	34.381	30.542	32.108	232.2	6	2'13.909 P	33.878	35.678	30.944	33.409	226.4					
7	2'08.248 P	32.989	33.178	30.021	32.060	231.7	7	7'37.547 P	30.397	34.716	31.106	31.677						
8	7'14.342	30.738	33.922	30.323	31.912		8	5'38.097	32.230	33.745	30.495	32.173						
9	2'07.416	33.031	32.860	29.917	31.608	228.3	9	2'08.044	33.154	32.980	30.074	31.836	227.8					
10	3'05.099 P	32.932	32.846	29.885	1'29.436	227.3	10	2'22.128	33.059	35.739	32.199	41.131	228.3					
							11	2'14.200	32.996	32.990			229.2					
							12	2'07.664	32.999	32.819	30.092	31.754	228.8					

Fastest Lap: Jaume MASIA Leopard Racing SPA **2'06.794** 32.715 32.711 29.741 31.627

These data/results cannot be reproduced, stored and/or transmitted in whole or in part by any manner of electronic, mechanical, photocopying, recording, broadcasting or otherwise now known or herein after developed without the previous express consent by the copyright owner, except for reproduction in daily press and regular printed publications on sale to the public within 60 days of the event related to those data/results and always provided that copyright symbol appears together as follows below.
 © DORNA, 2023



Practice Nr. 2

Moto3

Lap	Lap Time	T1	T2	T3	T4	Speed	Lap	Lap Time	T1	T2	T3	T4	Speed		
7th	80	David ALONSO				Gaviota GASGAS As COL			9	9'46.742 *	47.007	35.122	40.134	44.185 *	
		Runs=2	Total laps=12	Full laps=9	Valid laps=7		10	2'11.359	32.787	34.097	30.094	34.381	236.3		
1	2'27.684	33.150	35.408	32.073	32.946		11	2'37.423 *	32.823	36.778 *	55.295	32.527	235.2		
2	2'10.149	33.533	33.799	30.538	32.279	229.2	12	2'08.147	32.734	33.364	30.087	31.962	236.3		
3	2'10.069	33.688	33.547	30.729	32.105	230.7	11th 21 Vicente PEREZ						BOE Motorsports SPA		
4	2'08.939	33.085	33.396	30.415	32.043	227.8		Runs=3	Total laps=13	Full laps=8	Valid laps=8				
5	2'08.264	32.974	33.292	30.226	31.772	228.3	1	2'27.227	31.317	34.465	30.997	32.628			
6	2'30.118	33.940	50.342	32.949	32.887	227.3	2	2'10.369	33.711	33.750	30.368	32.540	222.6		
7	2'10.290 P	33.733	33.864	30.891	31.802	224.0	3	2'09.355	33.449	33.393	30.391	32.122	224.5		
8	10'05.818	31.089	35.459	35.744	44.340		4	2'09.102	33.415	33.344	30.203	32.140	223.6		
9	2'15.229 *	33.220	33.115	30.475	38.419 *	233.7	5	2'09.030	33.377	33.374	30.224	32.055	224.0		
10	2'07.795	32.597	33.350	29.993	31.855	240.5	6	2'08.713	33.280	33.250	30.199	31.984	226.8		
11	2'40.492 *	34.829	35.274 *	57.959	32.430	231.7	7	2'15.353 P	35.223	35.483	31.620	33.027	223.6		
12	2'15.987	37.869	34.165	30.875	33.078	229.7	8	9'04.585	34.231	55.394	30.660	32.632			
8th 71 Ayumu SASAKI						Liqui Moly Husqvarna JPN			9	2'08.151	33.266	32.935	29.996	31.954	226.4
		Runs=2	Total laps=12	Full laps=9	Valid laps=7		10	2'10.182 P	33.109	33.645	30.175	33.253	226.4		
1	3'24.934	32.404	35.817	31.099	32.767		11	3'19.676	37.699	36.436	32.201	39.961			
2	2'10.844	33.403	34.301	30.703	32.437	234.2	12	2'12.326	33.229	35.987	30.317	32.793	228.8		
3	2'09.596	33.358	33.705	30.428	32.105	236.8	13	2'09.504	33.223	33.529	30.516	32.236	229.2		
4	2'09.714	33.126	33.844	30.559	32.185	236.8	12th 27 Kaito TOBA						SIC58 Squadra Corse JPN		
5	2'09.432	33.245	33.724	30.260	32.203	234.7		Runs=3	Total laps=12	Full laps=7	Valid laps=6				
6	2'10.765 P	33.332	33.805	30.515	33.113	234.2	1	3'42.727	33.558	35.441	31.571	33.768			
7	9'31.540	30.585	33.954	30.204	32.073		2	2'12.409	34.393	34.348	30.973	32.695	226.4		
8	2'07.868	33.013	33.188	29.919	31.748	232.2	3	2'08.896	33.454	33.338	30.153	31.951	231.7		
9	2'12.851 *	32.905	33.029	30.016	36.901 *	234.2	4	2'08.608	33.143	33.358	30.066	32.041	228.8		
10	2'11.187	32.661	34.032	30.279	34.215	234.7	5	2'11.234 P	34.068	33.884	30.614	32.668	229.2		
11	2'37.473 *	33.069	33.898 *	57.902	32.604	234.7	6	5'25.499	32.519	34.549	31.245	32.810			
12	2'08.758	32.840	33.374	30.128	32.416	236.3	7	2'10.717	33.971	33.714	30.511	32.521	225.9		
9th 96 Daniel HOLGADO						Red Bull KTM Tech3 SPA			8	2'10.668 P	33.821	33.916	30.771	32.160	226.4
		Runs=2	Total laps=12	Full laps=9	Valid laps=8		9	5'55.755 *	45.308	35.844	38.745	43.934 *			
1	3'18.083	31.976	35.177	31.376	33.008		10	2'13.776	33.131	36.061	30.327	34.257	236.8		
2	2'15.580	33.893	38.544	30.703	32.440	229.2	11	2'36.580 *	32.914	34.893 *	54.940	33.833	237.8		
3	2'10.592	33.400	34.080	30.724	32.388	232.7	12	2'08.177	33.032	33.479	29.877	31.789	234.2		
4	2'10.396	33.449	33.782	30.693	32.472	231.7	13th 44 David MUÑOZ						BOE Motorsports SPA		
5	2'09.814	33.302	33.718	30.504	32.290	231.2		Runs=3	Total laps=11	Full laps=7	Valid laps=5				
6	2'12.534	33.568	34.007	32.626	32.333	231.2	1	3'25.538	33.554	36.370	30.743	36.596			
7	2'09.832 P	33.159	33.702	30.642	32.329	235.8	2	2'11.728	33.134	33.878	31.994	32.722	237.8		
8	9'23.161	31.672	37.291	36.057	42.366		3	2'08.799	33.118	33.193	30.352	32.136	237.3		
9	2'11.373	33.024	35.948	30.273	32.128	235.8	4	2'08.911	32.974	33.416	30.287	32.234	234.7		
10	2'08.063	33.037	33.043	30.166	31.817	233.2	5	2'11.437 P	33.228	36.795	30.498	30.916	234.2		
11	2'46.031 *	35.776	39.710 *	57.299	33.246	231.2	6	7'05.135 P	31.333	34.860	31.596	33.610			
12	2'08.175	32.973	33.125	30.095	31.982	236.3	7	6'39.802	30.989	35.600	35.929	45.250			
10th 82 Stefano NEPA						Angeluss MTA Team ITA			8	2'16.094 *	32.785	33.193	30.060	40.056 *	237.3
		Runs=2	Total laps=12	Full laps=9	Valid laps=8		9	2'12.712	32.805	33.549	30.250	36.108	235.2		
1	3'18.941	32.381	35.690	31.044	32.309		10	2'35.780 *	32.926	34.819 *	54.930	33.105	234.7		
2	2'08.976	33.127	33.580	30.315	31.954	237.3	11	2'08.374	33.013	33.260	30.130	31.971	236.3		
3	2'08.559	33.233	33.272	30.179	31.875	225.9	14th 53 Deniz ÖNCÜ						Red Bull KTM Ajo TUR		
4	2'08.543	33.290	33.310	30.113	31.830	225.9		Runs=2	Total laps=13	Full laps=10	Valid laps=8				
5	2'08.578	33.246	33.270	30.152	31.910	225.4	1	4'10.621	31.770	34.175	30.804	32.302			
6	2'08.664	33.286	33.155	30.180	32.043	226.4	2	2'09.227	33.235	33.538	30.467	31.987	230.7		
7	2'08.580	33.322	33.245	30.147	31.866	225.0	3	2'08.421	33.116	33.294	30.124	31.887	230.2		
8	2'10.047 P	34.199	33.590	30.497	31.761	225.4	4	2'10.752	33.039	32.939	30.039	34.735	229.7		

Fastest Lap: Jaume MASIA Leopard Racing SPA **2'06.794** 32.715 32.711 29.741 31.627

These data/results cannot be reproduced, stored and/or transmitted in whole or in part by any manner of electronic, mechanical, photocopying, recording, broadcasting or otherwise now known or herein after developed without the previous express consent by the copyright owner, except for reproduction in daily press and regular printed publications on sale to the public within 60 days of the event related to those data/results and always provided that copyright symbol appears together as follows below.
© DORNA, 2023

Official MotoGP Timing by TISSOT
www.motogp.com

Doha, Friday, November 17, 2023

Page 2 of 4



Practice Nr. 2

Moto3

Lap	Lap Time	T1	T2	T3	T4	Speed	Lap	Lap Time	T1	T2	T3	T4	Speed	
5	2'11.034	34.255	33.442	30.630	32.707	214.7	13	2'12.246	33.414	33.873	32.657	32.302	226.4	
6	2'06.473 P	33.063	33.108	30.059	30.243	229.7	18th 70 Joshua WHATLEY VisionTrack Racing T GBR Runs=4 Total laps=12 Full laps=5 Valid laps=5							
7	8'28.782	30.528	33.019	30.022	33.077		1	3'25.299	33.640	37.355	31.075	32.975		
8	2'25.304	32.711	32.899	38.017	41.677	232.7	2	2'11.887	33.630	34.083	31.743	32.431	231.2	
9	2'14.891 *	32.671	33.509			235.2	3	2'10.186	33.552	33.720	30.499	32.415	229.7	
10	2'09.610	33.005	33.028	30.084	33.493	233.2	4	2'16.175 P	33.513	38.762	31.419	32.481	229.2	
11	2'27.482 *	33.807	35.169*	45.472	33.034	227.3	5	6'24.970	33.276	35.993	35.141	32.642		
12	2'09.751	33.353	33.540	30.438	32.420	230.7	6	2'09.087	33.290	33.496	30.291	32.010	227.8	
13	2'10.225	33.574	33.612	30.592	32.447	231.2	7	2'08.692	33.231	33.212	30.220	32.029	226.8	
15th 7 Filippo FARIOLI Red Bull KTM Tech3 ITA Runs=2 Total laps=12 Full laps=9 Valid laps=7							8	2'11.697 P	34.327	33.679	31.118	32.573	225.0	
1	3'28.899	38.775	37.771	30.913	33.975		9	4'43.060	32.138	35.541	32.072	34.815		
2	2'10.547	33.332	33.651	30.455	33.109	229.7	10	2'11.619 P	33.622	36.313	30.508	31.176	226.8	
3	2'08.480	33.092	33.277	30.245	31.866	231.2	11	3'11.792	32.919	33.923	30.569	32.443		
4	2'14.245	33.025	34.192	30.315	36.713	232.7	12	2'11.473	33.704	34.050	30.898	32.821	227.8	
5	2'12.307	33.169	33.547	32.193	33.398	229.7	19th 66 Joel KELSO CFMOTO Racing Pru AUS Runs=3 Total laps=11 Full laps=7 Valid laps=6							
6	2'14.845	33.356	34.036	30.590	36.863	229.2	1	3'26.369	30.819	34.928	30.557	33.066		
7	2'14.907 P	33.481	33.904	33.274	34.248	228.8	2	2'09.491	33.096	33.707	30.346	32.342	231.2	
8	9'11.151	32.807	35.836	33.482	46.985		3	2'09.216	33.209	33.398	30.296	32.313	234.2	
9	2'11.022 *	33.428	33.653	30.785	33.156*	232.2	4	2'18.216	38.067	34.013	30.654	35.482	235.8	
10	2'10.116	33.292	33.938	30.573	32.313	233.2	5	2'16.363	33.266	33.362	30.312	39.423	229.2	
11	2'42.534 *	33.044	33.515*	1'01.618	34.357	230.7	6	2'11.321 P	33.666	33.910	30.539	33.206	229.2	
12	2'09.090	33.026	33.470	30.423	32.171	234.2	7	7'34.243 P	29.827	33.442	30.369	31.923		
16th 99 José Antonio RUED Red Bull KTM Ajo SPA Runs=2 Total laps=14 Full laps=11 Valid laps=9							8	6'03.017 *	33.152	37.239	47.180	36.462*		
1	2'51.843	30.857	34.823	31.006	32.555		9	2'09.044	33.088	33.536	30.143	32.277	233.7	
2	2'10.632	33.366	33.823	30.692	32.751	231.7	10	2'41.112 *	32.899	39.085*	56.112	33.016	231.7	
3	2'11.707	33.588	34.077	31.330	32.712	229.2	11	2'08.777	33.066	33.232	30.163	32.316	231.7	
4	2'10.461	33.504	33.790	30.600	32.567	229.7	20th 54 Riccardo ROSSI SIC58 Squadra Corse ITA Runs=2 Total laps=12 Full laps=9 Valid laps=7							
5	2'11.040	33.643	33.897	30.708	32.792	229.7	1	3'25.717	34.570	37.505	32.762	32.812		
6	2'10.740	33.788	34.013	30.442	32.497	227.8	2	2'10.791	33.444	33.997	30.985	32.365	235.2	
7	2'10.601 P	33.727	33.864	30.786	32.224	229.2	3	2'09.163	33.187	33.646	30.423	31.907	231.7	
8	7'26.853	30.034	33.563	30.332	32.417		4	2'11.248	33.014	35.509	30.618	32.107	232.7	
9	2'26.712	33.354	33.221	31.065	49.072	230.2	5	2'08.881	33.215	33.493	30.358	31.815	230.2	
10	2'15.397 *	33.248	33.300	30.591	38.258*	236.3	6	2'08.860	33.155	33.365	30.338	32.002	233.2	
11	2'08.515	33.119	33.291	30.207	31.898	235.8	7	2'21.310 P	40.953	35.607	31.690	33.060	225.0	
12	2'29.348 *	33.396	34.397*	46.370	35.185	235.8	8	9'15.512	39.279	37.014	32.972	52.503		
13	2'08.750	33.158	33.383	30.067	32.142	235.2	9	2'15.372 *	32.976	33.668	31.433	37.295*	238.9	
14	2'10.139	33.374	33.818	30.490	32.457	235.8	10	2'13.675	32.870	36.503	30.543	33.759	235.2	
17th 10 Diogo MOREIRA MT Helmets - MSI BRA Runs=3 Total laps=13 Full laps=9 Valid laps=9							11	2'36.743 *	32.865	34.108*	57.040	32.730	237.3	
1	3'24.686	30.900	35.293	31.204	32.710		12	2'08.778	33.191	33.377	30.252	31.958	231.7	
2	2'11.927	33.512	35.633	30.727	32.055	228.8	21st 31 Adrian FERNANDEZ Leopard Racing SPA Runs=2 Total laps=12 Full laps=9 Valid laps=8							
3	2'09.734	33.003	33.450	30.788	32.493	236.3	1	3'21.768	31.922	34.754	30.867	33.341		
4	2'09.345	33.137	33.697	30.383	32.128	234.2	2	2'12.892	33.376	33.845	31.198	34.473	233.2	
5	2'11.188	33.149	35.314	30.632	32.093	233.2	3	2'10.215	33.257	33.927	30.815	32.216	233.2	
6	2'08.981	33.150	33.425	30.429	31.977	231.2	4	2'10.312	33.187	33.951	30.667	32.507	235.8	
7	2'15.585 P	33.582	37.720	31.774	32.509	227.8	5	2'12.945 P	33.101	35.100	31.001	33.743	237.8	
8	5'32.174 P	30.550	34.637	31.184	31.277		6	11'25.818	30.123	33.751	30.727	32.148		
9	5'36.934	31.667	33.330	30.341	31.774		7	2'15.617	33.055	33.258	30.355	38.949	229.7	
10	2'08.636	33.371	33.201	30.199	31.865	226.8	8	2'08.813	33.162	33.316	30.230	32.105	232.2	
11	2'21.705	33.217	36.242	32.333	39.913	226.4								
12	2'12.579	34.023	35.691	30.412	32.453	226.4								

Fastest Lap: Jaume MASIA Leopard Racing SPA 2'06.794 32.715 32.711 29.741 31.627

These data/results cannot be reproduced, stored and/or transmitted in whole or in part by any manner of electronic, mechanical, photocopying, recording, broadcasting or otherwise now known or herein after developed without the previous express consent by the copyright owner, except for reproduction in daily press and regular printed publications on sale to the public within 60 days of the event related to those data/results and always provided that copyright symbol appears together as follows below.
© DORNA, 2023

Practice Nr. 2

Moto3

Lap	Lap Time	T1	T2	T3	T4	Speed	Lap	Lap Time	T1	T2	T3	T4	Speed
9	2'12.076	36.511	33.371	30.205	31.989	228.8	6	2'11.232 P	34.358	33.954	30.964	31.956	228.8
10	2'32.781 *	32.976	37.132*	50.081	32.592	233.7	7	13'11.791	32.211	33.666	30.526	33.387	
11	2'09.179	33.095	33.561	30.353	32.170	231.7	8	2'09.344	33.479	33.276	30.405	32.184	227.8
12	2'10.805	33.960	33.842	30.514	32.489	228.8	9	3'05.781 *	33.282	54.191*	58.903	39.405	227.8
							10	2'10.108	33.443	33.841	30.283	32.541	229.7

22nd 72 Taiyo FURUSATO Honda Team Asia JPN
Runs=2 Total laps=12 Full laps=9 Valid laps=7

1	3'00.847	31.774	34.481	31.175	33.068	
2	2'11.505	33.865	34.064	30.877	32.699	225.9
3	2'11.356	33.838	33.876	30.824	32.818	226.8
4	2'22.997	35.601	40.898	31.483	35.015	225.9
5	2'10.611	33.650	33.944	30.630	32.387	227.8
6	2'12.102	33.738	34.794	30.710	32.860	229.7
7	2'11.208 P	33.618	33.730	30.778	33.082	225.4
8	9'30.652	30.089	35.085	31.963	49.537	
9	2'14.083 *	33.058	33.177	32.484	35.364*	232.7
10	2'09.038	33.237	33.141	30.203	32.457	228.8
11	2'39.603 *	33.939	35.117*	57.518	33.029*	230.2
12	2'09.899	33.399	33.525	30.361	32.614	227.8

23rd 63 Syarifuddin AZMAN MT Helmets - MSI MAL
Runs=3 Total laps=13 Full laps=8 Valid laps=7

1	2'52.738	30.487	34.602	30.952	32.880	
2	2'12.259	33.703	34.327	31.270	32.959	225.9
3	2'12.375	33.876	34.287	31.157	33.055	224.5
4	2'12.142	33.840	34.281	31.017	33.004	224.5
5	2'11.909	33.953	34.096	30.959	32.901	222.6
6	2'11.920 P	34.002	34.294	31.316	32.308	223.1
7	5'35.901	30.897	34.396	31.039	32.821	
8	2'12.383	33.837	33.925	30.971	33.650	221.7
9	2'10.191 P	33.885	33.884	30.968	31.454	221.7
10	6'19.768	36.722	38.978	30.588	32.061	
11	2'31.964 *	33.080	34.721*	45.719	38.444	230.2
12	2'09.244	33.192	33.312	30.316	32.424	228.3
13	2'10.051	33.341	33.750	30.502	32.458	233.2

24th 38 David SALVADOR CIP Green Power SPA
Runs=2 Total laps=10 Full laps=7 Valid laps=6

1	3'18.799	32.219	35.778	31.286	32.663	
2	2'11.116	33.734	34.058	30.754	32.570	233.2
3	2'14.577	33.790	36.851	31.135	32.801	230.7
4	2'11.675	33.534	34.757	30.739	32.645	231.7
5	2'11.427	33.668	34.257	30.830	32.672	231.7
6	2'12.077	33.993	34.276	30.947	32.861	229.7
7	2'12.643 P	33.659	35.116	31.031	32.837	230.2
8	13'39.384	38.122	36.587	30.351	32.017	
9	2'42.453 *	32.700	36.392*	1'00.535	32.826	237.3
10	2'09.281	33.148	33.431	30.340	32.362	234.7

25th 6 Ryusei YAMANAKA Gaviota GASGAS As JPN
Runs=2 Total laps=10 Full laps=7 Valid laps=6

1	3'20.827	31.450	37.528	31.377	32.563	
2	2'13.947	34.112	35.761	30.994	33.080	225.4
3	2'10.255	33.255	34.025	30.446	32.529	235.2
4	2'19.737	33.158	34.100		238.4	
5	2'15.585	34.086	34.046	31.002	36.451	227.8

26th 64 Mario AJI Honda Team Asia INA
Runs=2 Total laps=12 Full laps=9 Valid laps=7

1	3'22.264	31.521	35.605	30.868	32.850	
2	2'09.633	33.304	33.823	30.426	32.080	231.2
3	2'09.354	33.149	33.729	30.306	32.170	231.2
4	2'09.373	33.354	33.332	30.336	32.351	226.4
5	2'15.067	33.984	34.642	33.832	32.609	229.7
6	2'13.501	33.501	34.304	32.231	33.465	228.3
7	2'14.054 P	33.837	35.889	30.971	33.357	224.5
8	9'15.463	32.986	34.413	31.042	43.819	
9	2'15.308 *	34.198	34.556	31.459	35.095*	217.7
10	2'16.380	35.031	36.565	30.652	34.132	220.4
11	2'33.884 *	33.282	33.995*	53.481	33.126	233.2
12	2'09.563	33.460	33.452	30.198	32.453	229.2

27th 20 Lorenzo FELLON CIP Green Power FRA
Runs=2 Total laps=11 Full laps=8 Valid laps=7

1	3'18.157	31.449	35.203	31.314	32.987	
2	2'11.643	33.864	34.661	30.733	32.385	229.7
3	2'11.007	33.993	34.014	30.715	32.285	226.4
4	2'09.707	33.372	33.591	30.438	32.306	231.7
5	2'14.699	33.824	36.309	32.064	32.502	227.3
6	2'10.920	33.704	34.062	30.851	32.303	228.8
7	2'11.085	33.618	33.979	30.876	32.612	231.7
8	2'11.945 P	34.870	34.157	30.991	31.927	224.0
9	11'32.049	35.550	35.791	32.601	32.185	
10	2'40.956 *	33.100	36.502*	55.019	36.335	232.7
11	2'13.162	33.520	33.514	31.497	34.631	225.9

28th 19 Scott OGDEN VisionTrack Racing T GBR
Runs=3 Total laps=9 Full laps=4 Valid laps=4

1	3'18.535	31.684	35.379	31.160	33.113	
2	2'11.527	33.804	34.070	30.748	32.905	230.7
3	2'13.727 P	33.921	35.410	30.952	33.444	234.2
4	4'33.293	39.078	41.520	37.593	32.876	
5	2'11.084	33.712	33.913	30.972	32.487	228.8
6	2'16.604	34.913	34.009	33.744	33.938	228.8
7	2'10.848	33.646	33.829	30.631	32.742	226.4
8	2'12.908 P	33.615	33.970	32.349	32.974	226.8
9	6'59.994 *	42.021	40.630	42.014	42.688*	
	unfinished	33.232				237.3

Fastest Lap: Jaume MASIA Leopard Racing SPA 2'06.794 32.715 32.711 29.741 31.627

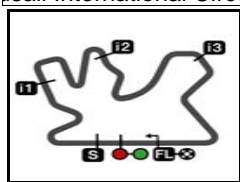
These data/results cannot be reproduced, stored and/or transmitted in whole or in part by any manner of electronic, mechanical, photocopying, recording, broadcasting or otherwise now known or herein after developed without the previous express consent by the copyright owner, except for reproduction in daily press and regular printed publications on sale to the public within 60 days of the event related to those data/results and always provided that copyright symbol appears together as follows below.
© DORNA, 2023

Official MotoGP Timing by TISSOT
www.motogp.com

Doha, Friday, November 17, 2023

Page 4 of 4





5380 m.

QATAR AIRWAYS GRAND PRIX OF QATAR

Practice Nr. 2

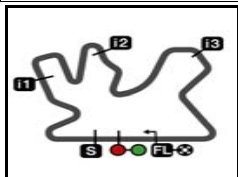
Best Partial Times

Moto3™

IT Ideal Lap Time, sum of the best partial times*BT* Best Lap Time

<i>T1</i>		<i>T2</i>		<i>T3</i>		<i>T4</i>				<i>IT</i>	<i>BT</i>	
Pos	Rider	Time	Rider	Time	Rider	Time	Rider	Time	Pos	Rider		
1	D.ALONSO	32.597	J.MASIA	32.711	J.MASIA	29.666	C.VEIJER	31.608	1	J.MASIA	2'06.689	2'06.794 (1)
2	A.SASAKI	32.661	R.FENATI	32.786	R.FENATI	29.756	J.MASIA	31.627	2	R.FENATI	2'07.096	2'07.340 (2)
3	D.ÖNCÜ	32.671	X.ARTIGAS	32.819	I.ORTOLÁ	29.874	M.BERTELLE	31.637	3	C.VEIJER	2'07.271	2'07.416 (3)
4	J.MASIA	32.685	C.VEIJER	32.846	K.TOBA	29.877	I.ORTOLÁ	31.674	4	A.SASAKI	2'07.357	2'07.868 (8)
5	D.SALVADOR	32.700	M.BERTELLE	32.858	C.VEIJER	29.885	A.SASAKI	31.748	5	I.ORTOLÁ	2'07.425	2'07.425 (4)
6	S.NEPA	32.734	D.ÖNCÜ	32.899	A.SASAKI	29.919	R.FENATI	31.753	6	M.BERTELLE	2'07.436	2'07.602 (5)
7	I.ORTOLÁ	32.782	V.PEREZ	32.935	M.BERTELLE	29.938	X.ARTIGAS	31.754	7	D.ALONSO	2'07.477	2'07.795 (7)
8	D.MUÑOZ	32.785	A.SASAKI	33.029	D.ALONSO	29.993	D.ALONSO	31.772	8	D.ÖNCÜ	2'07.479	2'08.421 (14)
9	R.FENATI	32.801	D.HOLGADO	33.043	V.PEREZ	29.996	D.MOREIRA	31.774	9	X.ARTIGAS	2'07.643	2'07.664 (6)
10	R.ROSSI	32.865	I.ORTOLÁ	33.095	D.ÖNCÜ	30.022	K.TOBA	31.789	10	S.NEPA	2'07.806	2'08.147 (10)
11	J.KELSO	32.899	D.ALONSO	33.115	D.MUÑOZ	30.060	R.ROSSI	31.815	11	K.TOBA	2'07.918	2'08.177 (12)
12	K.TOBA	32.914	T.FURUSATO	33.141	J.RUEDA	30.067	D.HOLGADO	31.817	12	D.HOLGADO	2'07.928	2'08.063 (9)
13	C.VEIJER	32.932	S.NEPA	33.155	X.ARTIGAS	30.074	S.NEPA	31.830	13	V.PEREZ	2'07.994	2'08.151 (11)
14	D.HOLGADO	32.973	D.MUÑOZ	33.193	S.NEPA	30.087	F.FARIOLI	31.866	14	D.MUÑOZ	2'08.009	2'08.374 (13)
15	A.FERNANDEZ	32.976	D.MOREIRA	33.201	D.HOLGADO	30.095	D.ÖNCÜ	31.887	15	D.MOREIRA	2'08.177	2'08.636 (17)
16	X.ARTIGAS	32.996	J.WHATLEY	33.212	J.KELSO	30.143	J.RUEDA	31.898	16	R.ROSSI	2'08.297	2'08.778 (20)
17	D.MOREIRA	33.003	J.RUEDA	33.221	M.AJI	30.198	V.PEREZ	31.954	17	J.RUEDA	2'08.305	2'08.515 (16)
18	M.BERTELLE	33.003	J.KELSO	33.232	D.MOREIRA	30.199	D.MUÑOZ	31.971	18	F.FARIOLI	2'08.413	2'08.480 (15)
19	F.FARIOLI	33.025	A.FERNANDEZ	33.258	T.FURUSATO	30.203	A.FERNANDEZ	31.989	19	A.FERNANDEZ	2'08.428	2'08.813 (21)
20	T.FURUSATO	33.058	R.YAMANAKA	33.276	A.FERNANDEZ	30.205	J.WHATLEY	32.010	20	D.SALVADOR	2'08.488	2'09.281 (24)
21	S.AZMAN	33.080	F.FARIOLI	33.277	J.WHATLEY	30.220	D.SALVADOR	32.017	21	J.KELSO	2'08.551	2'08.777 (19)
22	L.FELLON	33.100	S.AZMAN	33.312	F.FARIOLI	30.245	S.AZMAN	32.061	22	J.WHATLEY	2'08.673	2'08.692 (18)
23	V.PEREZ	33.109	M.AJI	33.332	R.ROSSI	30.252	M.AJI	32.080	23	M.AJI	2'08.759	2'09.354 (26)
24	J.RUEDA	33.119	K.TOBA	33.338	R.YAMANAKA	30.283	R.YAMANAKA	32.184	24	S.AZMAN	2'08.769	2'09.244 (23)

These data/results cannot be reproduced, stored and/or transmitted in whole or in part by any manner of electronic, mechanical, photocopying, recording, broadcasting or otherwise now known or herein after developed without the previous express consent by the copyright owner, except for reproduction in daily press and regular printed publications on sale to the public within 60 days of the event related to those data/results and always provided that copyright symbol appears together as follows below.
© DORNA, 2023



5380 m.

QATAR AIRWAYS GRAND PRIX OF QATAR

Practice Nr. 2

Best Partial Times

Moto3™

IT Ideal Lap Time, sum of the best partial times

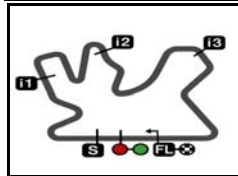
BT Best Lap Time

T1		T2		T3		T4				<i>IT</i>	<i>BT</i>	
<i>Pos</i>	<i>Rider</i>	<i>Time</i>	<i>Rider</i>	<i>Time</i>	<i>Rider</i>	<i>Time</i>	<i>Rider</i>	<i>Time</i>	<i>Pos</i>	<i>Rider</i>		
25	M.AJI	33.149	R.ROSSI	33.365	S.AZMAN	30.316	L.FELLON	32.185	25	T.FURUSATO	2'08.789	2'09.038 (22)
26	R.YAMANAKA	33.158	D.SALVADOR	33.431	D.SALVADOR	30.340	J.KELSO	32.277	26	R.YAMANAKA	2'08.901	2'09.344 (25)
27	J.WHATLEY	33.231	L.FELLON	33.514	L.FELLON	30.438	T.FURUSATO	32.387	27	L.FELLON	2'09.237	2'09.707 (27)
28	S.OGDEN	33.232	S.OGDEN	33.829	S.OGDEN	30.631	S.OGDEN	32.487	28	S.OGDEN	2'10.179	2'10.848 (28)

These data/results cannot be reproduced, stored and/or transmitted in whole or in part by any manner of electronic, mechanical, photocopying, recording, broadcasting or otherwise now known or herein after developed without the previous express consent by the copyright owner, except for reproduction in daily press and regular printed publications on sale to the public within 60 days of the event related to those data/results and always provided that copyright symbol appears together as follows below.
© DORNA, 2023

Official MotoGP Timing by **TISSOT**
www.motogp.com






5380 m.

QATAR AIRWAYS GRAND PRIX OF QATAR

Practice Nr. 2

Fastest Laps Sequence

<i>Practice Time</i>	 <i>Rider</i>	<i>Nation</i>	<i>Motorcycle</i>	<i>Time</i>	<i>Km/h</i>	<i>Rider's Lap</i>
4'37.596	21 Vicente PEREZ	SPA	KTM	2'10.369	148.5	2
4'37.833	80 David ALONSO	COL	GASGAS	2'10.149	148.8	2
5'01.178	48 Ivan ORTOLÁ	SPA	KTM	2'09.887	149.1	2
5'27.917	82 Stefano NEPA	ITA	KTM	2'08.976	150.1	2
7'36.476	82 Stefano NEPA	ITA	KTM	2'08.559	150.6	3
7'47.926	7 Filippo FARIOLI	ITA	KTM	2'08.480	150.7	3
8'03.311	5 Jaume MASIA	SPA	HONDA	2'08.395	150.8	3
9'48.339	55 Romano FENATI	ITA	HONDA	2'08.155	151.1	4
10'11.197	5 Jaume MASIA	SPA	HONDA	2'07.886	151.4	4
12'18.939	5 Jaume MASIA	SPA	HONDA	2'07.742	151.6	5
14'04.157	55 Romano FENATI	ITA	HONDA	2'07.672	151.7	6
16'11.753	55 Romano FENATI	ITA	HONDA	2'07.596	151.7	7
25'48.603	95 Collin VEIJER	NED	HUSQVARNA	2'07.416	152.0	9
26'38.370	55 Romano FENATI	ITA	HONDA	2'07.340	152.0	10
27'59.920	5 Jaume MASIA	SPA	HONDA	2'06.794	152.7	10

These data/results cannot be reproduced, stored and/or transmitted in whole or in part by any manner of electronic, mechanical, photocopying, recording, broadcasting or otherwise now known or herein after developed without the previous express consent by the copyright owner, except for reproduction in daily press and regular printed publications on sale to the public within 60 days of the event related to those data/results and always provided that copyright symbol appears together as follows below.

© DORNA, 2023

Official MotoGP Timing by TISSOT
www.motogp.com

Doha, Friday, November 17, 2023

