


5380 m.

QATAR AIRWAYS GRAND PRIX OF QATAR
Qualifying Nr. 1
Classification

17

	Rider	Nation	Team	Motorcycle	Time	Lap	Total	Gap	Top Speed
1	5 Johann ZARCO	FRA	Prima Pramac Racing	DUCATI	1'52.382	5	6		339.6
2	73 Alex MARQUEZ	SPA	Gresini Racing MotoGP	DUCATI	1'52.437	5	7	0.055 0.055	340.6
3	72 Marco BEZZECCHI	ITA	Mooney VR46 Racing Team	DUCATI	1'52.504	6	7	0.122 0.067	345.0
4	20 Fabio QUARTARARO	FRA	Monster Energy Yamaha MotoGP	YAMAHA	1'52.524	5	7	0.142 0.020	342.8
5	23 Enea BASTIANINI	ITA	Ducati Lenovo Team	DUCATI	1'52.828	7	7	0.446 0.304	345.0
6	43 Jack MILLER	AUS	Red Bull KTM Factory Racing	KTM	1'52.889	5	7	0.507 0.061	345.0
7	88 Miguel OLIVEIRA	POR	CryptoDATA RNF MotoGP Team	APRILIA	1'53.099	5	7	0.717 0.210	346.1
8	21 Franco MORBIDELLI	ITA	Monster Energy Yamaha MotoGP	YAMAHA	1'53.143	5	6	0.761 0.044	337.5
9	44 Po ESPARGARO	SPA	GASGAS Factory Racing Tech3	KTM	1'53.362	7	7	0.980 0.219	343.9
10	36 Joan MIR	SPA	Repsol Honda Team	HONDA	1'53.570	5	6	1.188 0.208	345.0
11	27 Iker LECUONA	SPA	LCR Honda CASTROL	HONDA	1'53.838	2	7	1.456 0.268	342.8
12	30 Takaaki NAKAGAMI	JPN	LCR Honda IDEMITSU	HONDA	1'54.360	6	6	1.978 0.522	340.6

Practice condition: **Dry**
 Air: **27°**
 Humidity: **62%**
 Ground: **34°**

Fastest Lap:	Lap: 5	Johann ZARCO	1'52.382	172.3 Km/h
Best Race Lap:	2022	Enea BASTIANINI	1'54.338	169.3 Km/h
All Time Lap Record:	2023	Johann ZARCO	1'52.382	172.3 Km/h

The results are provisional until the end of the limit for protest and appeals.

Time limit for protest expires 60' after publication of the results - Time:

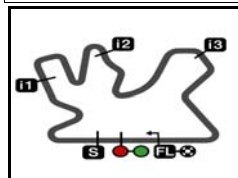
These data/results cannot be reproduced, stored and/or transmitted in whole or in part by any manner of electronic, mechanical, photocopying, recording, broadcasting or otherwise now known or herein after developed without the previous express consent by the copyright owner, except for reproduction in daily press and regular printed publications on sale to the public within 60 days of the event related to those data/results and always provided that copyright symbol appears together as follows below.

© DORNA, 2023

Official MotoGP Timing by **TISSOT**
 www.motogp.com



Doha, Saturday, November 18, 2023



5380 m.

QATAR AIRWAYS GRAND PRIX OF QATAR

Qualifying Nr. 1

Top Speed & Average

18



Rider	Nation	Motorcycle	Top 5 speeds					Average	Top
88 Miguel OLIVEIRA	POR	APRILIA	346.1	342.8	341.7	340.6	339.6	342.2	346.1
23 Enea BASTIANINI	ITA	DUCATI	345.0	342.8	341.7	340.6	340.6	342.1	345.0
36 Joan MIR	SPA	HONDA	345.0	345.0	341.7	338.5		342.6	345.0
43 Jack MILLER	AUS	KTM	345.0	343.9	342.8	340.6	339.6	342.4	345.0
72 Marco BEZZECCHI	ITA	DUCATI	345.0	345.0	343.9	342.8	340.6	343.5	345.0
44 Pol ESPARGARO	SPA	KTM	343.9	343.9	340.6	339.6	339.6	341.5	343.9
20 Fabio QUARTARARO	FRA	YAMAHA	342.8	341.7	341.7	340.6	338.5	341.1	342.8
27 Iker LECUONA	SPA	HONDA	342.8	337.5	335.4	333.3	332.3	336.3	342.8
30 Takaaki NAKAGAMI	JPN	HONDA	340.6	340.6	334.3	332.3		337.0	340.6
73 Alex MARQUEZ	SPA	DUCATI	340.6	340.6	338.5	335.4	334.3	337.9	340.6
5 Johann ZARCO	FRA	DUCATI	339.6	339.6	339.6	338.5		339.3	339.6
21 Franco MORBIDELLI	ITA	YAMAHA	337.5	337.5	337.5	336.4		337.2	337.5

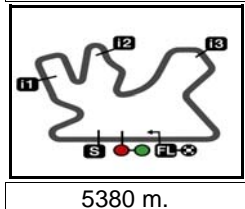
These data/results cannot be reproduced, stored and/or transmitted in whole or in part by any manner of electronic, mechanical, photocopying, recording, broadcasting or otherwise now known or herein after developed without the previous express consent by the copyright owner, except for reproduction in daily press and regular printed publications on sale to the public within 60 days of the event related to those data/results and always provided that copyright symbol appears together as follows below.

© DORNA, 2023

Official MotoGP Timing by TISSOT
www.motogp.com



Doha, Saturday, November 18, 2023



QATAR AIRWAYS GRAND PRIX OF QATAR
Qualifying Nr. 1
Chronological Analysis of Performances

19

* Lap / Sector time cancelled **T1** Time from finish line to 1st intermedate **T3** Time from 2nd intermed. to 3rd intermed.
P Crossing the finish line in pit lane **T2** Time from 1st intermed. to 2nd intermed. **T4** Time from 3rd intermedate to finish line
****** Tyre data subject to further updates

Lap	Lap Time	T1	T2	T3	T4	Speed	Lap	Lap Time	T1	T2	T3	T4	Speed		
1st	5	Johann ZARCO DUCATI FRA						4th	20	Fabio QUARTARARO YAMAHA FRA					
		Prima Pramac Racing								Monster Energy Yamaha MotoGP					
		Runs=2	Total laps=6	Full laps=2	Valid laps=2				Runs=2	Total laps=7	Full laps=4	Valid laps=4			
Run #	1	Front Tyre	Slick-Hard	Rear Tyre	Slick-Soft		Run #	1	Front Tyre	Slick-Hard	Rear Tyre	Slick-Soft			
		New Tyre		New Tyre					New Tyre		New Tyre				
1	2'40.752	27.505	31.140	27.443	27.953		1	2'02.362	30.515	31.743	28.431	28.819			
2	1'53.069	27.830	30.362	27.070	27.807	339.6	2	1'59.330	27.801	30.173	32.993	28.363	342.8		
3	2'07.680 P	32.150	35.206	29.742	30.582	339.6	3	1'55.101 P	27.746	30.492	27.607	29.256	341.7		
Run #	2	Front Tyre	Slick-Hard	Rear Tyre	Slick-Soft		Run #	2	Front Tyre	Slick-Hard	Rear Tyre	Slick-Soft			
		3 Laps at start		New Tyre					3 Laps at start		New Tyre				
4	4'25.488	27.297	30.982	27.731	28.433		4	4'10.448	27.590	30.794	27.554	27.894			
5	1'52.382	27.730	30.135	26.941	27.576	338.5	5	1'52.524	27.638	30.103	27.039	27.744	340.6		
6	2'01.793 P	33.209	31.963	27.822	28.799	339.6	6	2'01.871	33.685	31.480	27.970	28.736	341.7		
							7	1'52.656	27.741	30.100	27.069	27.746	338.5		
2nd	73	Alex MARQUEZ DUCATI SPA						5th	23	Enea BASTIANINI DUCATI ITA					
		Gresini Racing MotoGP								Ducati Lenovo Team					
		Runs=2	Total laps=7	Full laps=3	Valid laps=3				Runs=2	Total laps=7	Full laps=4	Valid laps=4			
Run #	1	Front Tyre	Slick-Hard	Rear Tyre	Slick-Soft		Run #	1	Front Tyre	Slick-Hard	Rear Tyre	Slick-Soft			
		New Tyre		New Tyre					New Tyre		New Tyre				
1	2'01.635	29.241	32.433	28.599	28.634		1	2'47.328	28.435	31.468	27.732	28.341			
2	1'53.410	27.964	30.479	27.020	27.947	334.3	2	1'53.400	27.775	30.526	27.296	27.803	341.7		
3	2'02.473 P	27.906	33.882	31.896	28.789	335.4	3	1'53.409	27.823	30.407	27.237	27.942	340.6		
Run #	2	Front Tyre	Slick-Hard	Rear Tyre	Slick-Soft		Run #	2	Front Tyre	Slick-Hard	Rear Tyre	Slick-Soft			
		3 Laps at start		New Tyre					4 Laps at start		New Tyre				
4	4'10.601	27.906	30.947	27.527	28.230		5	3'40.709	28.677	30.969	27.612	28.256			
5	1'52.437	27.582	30.152	26.865	27.838	340.6	6	1'55.075	27.629	30.125	29.342	27.979	342.8		
6	2'01.751	33.232	31.460	27.919	29.140	340.6	7	1'52.828	27.625	30.178	27.204	27.821	345.0		
7	1'55.978 P	27.800	30.381	27.182	30.615	338.5									
3rd	72	Marco BEZZECCHI DUCATI ITA						6th	43	Jack MILLER KTM AUS					
		Mooney VR46 Racing Team								Red Bull KTM Factory Racing					
		Runs=2	Total laps=7	Full laps=4	Valid laps=3				Runs=2	Total laps=7	Full laps=3	Valid laps=3			
Run #	1	Front Tyre	Slick-Hard	Rear Tyre	Slick-Soft		Run #	1	Front Tyre	Slick-Soft	Rear Tyre	Slick-Soft			
		New Tyre		New Tyre					New Tyre		New Tyre				
1	2'22.631	31.478	35.223	27.990	28.524		1	2'04.381	27.965	31.313	27.908	28.568			
2	1'53.432	27.965	30.447	27.201	27.819	342.8	2	1'53.324	27.932	30.334	27.221	27.837	340.6		
3	1'53.506 *	27.781	30.476	27.046	28.203*	343.9	3	2'02.960 P	28.781	35.703	28.884	29.592	345.0		
4	1'59.324 P	30.109	31.856	28.191	29.168	340.6	Run #	2	Front Tyre	Slick-Soft	Rear Tyre	Slick-Soft			
Run #	2	Front Tyre	Slick-Hard	Rear Tyre	Slick-Soft				3 Laps at start		New Tyre				
		4 Laps at start		New Tyre					3 Laps at start		New Tyre				
5	4'05.400	28.301	30.924	27.512	28.182		4	4'09.586	27.629	31.094	28.007	28.479			
6	1'52.504	27.700	30.217	26.884	27.703	345.0	5	1'52.889	27.696	30.197	27.162	27.834	342.8		
7	1'55.916	27.771	31.098	28.816	28.231	345.0	6	2'00.515	31.506	32.048	27.976	28.985	339.6		
							7	2'02.145 P	27.706	30.312	30.309	33.818	343.9		

Fastest Lap: Johann ZARCO Prima Pramac Racing FRA **1'52.382** 27.730 30.135 26.941 27.576

These data/results cannot be reproduced, stored and/or transmitted in whole or in part by any manner of electronic, mechanical, photocopying, recording, broadcasting or otherwise now known or herein after developed without the previous express consent by the copyright owner, except for reproduction in daily press and regular printed publications on sale to the public within 60 days of the event related to those data/results and always provided that copyright symbol appears together as follows below.
 © DORNA, 2023



Qualifying Nr. 1

MotoGP

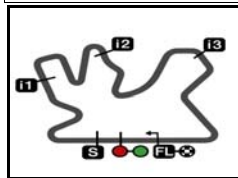
Lap	Lap Time	T1	T2	T3	T4	Speed	Lap	Lap Time	T1	T2	T3	T4	Speed	
7th	88	Miguel OLIVEIRA				APRILIA	POR	6	2'00.428	32.037	32.179	27.898	28.314	338.5
CryptoDATA RNF MotoGP Team							Runs=2 Total laps=7 Full laps=3 Valid laps=3							
Run #	1	Front Tyre	Slick-Soft	Rear Tyre	Slick-Soft		Run #	1	Front Tyre	Slick-Soft	Rear Tyre	Slick-Soft		
			New Tyre	New Tyre						New Tyre	New Tyre			
1	2'28.856	29.289	32.080	28.322	28.254		1	2'04.598	28.148	31.260	27.986	28.449		
2	1'53.628	27.981	30.492	27.300	27.855	341.7	2	1'53.838	28.010	30.456	27.405	27.967	342.8	
3	2'01.182 P	27.981	34.676	28.526	29.999	342.8	3	1'57.271 P	28.122	31.563	28.130	29.456	337.5	
Run #	2	Front Tyre	Slick-Soft	Rear Tyre	Slick-Soft		Run #	2	Front Tyre	Slick-Soft	Rear Tyre	Slick-Soft		
			3 Laps at start	New Tyre						3 Laps at start	New Tyre			
4	3'40.504	28.409	30.891	27.804	28.187		4	4'21.398	28.226	31.330	27.991	28.551		
5	1'53.099	27.809	30.303	27.151	27.836	340.6	5	1'53.893	28.122	30.357	27.325	28.089	332.3	
6	2'05.855	36.956	31.465	28.104	29.330	339.6	6	1'59.078	28.119	30.627	31.791	28.541	333.3	
7	2'01.557 P	27.784	30.573	30.373	32.827	346.1	7	2'05.775	28.103	39.501	29.111	29.060	335.4	
8th	21	Franco MORBIDELLI				YAMAHA	ITA	12th 30 Takaaki NAKAGAMI HONDA JPN						
Monster Energy Yamaha MotoGP							LCR Honda IDEMITSU							
Runs=2 Total laps=6 Full laps=3 Valid laps=3							Runs=2 Total laps=6 Full laps=3 Valid laps=3							
Run #	1	Front Tyre	Slick-Hard	Rear Tyre	Slick-Soft		Run #	1	Front Tyre	Slick-Medium	Rear Tyre	Slick-Soft		
			New Tyre	New Tyre						New Tyre	New Tyre			
1	2'20.442	33.239	31.934	27.598	27.998		1	2'03.248	29.426	32.077	28.302	28.653		
2	1'53.207	27.791	30.167	27.415	27.834	336.4	2	1'58.686	28.128	30.638	30.134	29.786	340.6	
3	2'03.132 P	27.803	34.309	30.538	30.482	337.5	3	3'15.949 P	28.040	30.398	27.403	1'50.108	340.6	
Run #	2	Front Tyre	Slick-Hard	Rear Tyre	Slick-Soft		Run #	2	Front Tyre	Slick-Hard	Rear Tyre	Slick-Soft		
			3 Laps at start	New Tyre						3 Laps at start	New Tyre			
4	5'03.928	27.891	31.501	27.629	28.077		4	4'05.185	29.615	32.213	28.490	28.945		
5	1'53.143	27.792	30.018	27.286	28.047	337.5	5	1'55.434	28.459	30.747	27.739	28.489	334.3	
6	2'04.045	34.546	32.342	28.468	28.689	337.5	6	1'54.360	28.156	30.606	27.532	28.066	332.3	
9th	44	PoI ESPARGARO				KTM	SPA							
GASGAS Factory Racing Tech3														
Runs=2 Total laps=7 Full laps=4 Valid laps=4														
Run #	1	Front Tyre	Slick-Soft	Rear Tyre	Slick-Soft									
			New Tyre	New Tyre										
1	2'02.986	30.682	31.997	28.450	28.791									
2	1'53.690	27.979	30.383	27.299	28.029	343.9								
3	2'05.051 P	32.579	33.701	28.520	30.251	339.6								
Run #	2	Front Tyre	Slick-Hard	Rear Tyre	Slick-Soft									
			New Tyre	New Tyre										
4	4'07.380	28.262	31.305	27.706	28.176									
5	1'54.918	27.891	30.376	27.258	29.393	340.6								
6	2'00.577	28.088	35.344	28.141	29.004	339.6								
7	1'53.362	27.797	30.207	27.196	28.162	343.9								
10th	36	Joan MIR				HONDA	SPA							
Repsol Honda Team														
Runs=2 Total laps=6 Full laps=3 Valid laps=3														
Run #	1	Front Tyre	Slick-Hard	Rear Tyre	Slick-Soft									
			New Tyre	New Tyre										
1	2'03.101	29.138	32.020	28.376	28.785									
2	1'53.972	28.085	30.553	27.351	27.983	345.0								
3	2'04.340 P	30.336	35.044	28.876	30.084	345.0								
Run #	2	Front Tyre	Slick-Soft	Rear Tyre	Slick-Soft									
			New Tyre	New Tyre										
4	5'05.783	27.383	30.959	27.573	28.168									
5	1'53.570	27.961	30.391	27.304	27.914	341.7								

Fastest Lap: Johann ZARCO Prima Pramac Racing FRA **1'52.382** 27.730 30.135 26.941 27.576

These data/results cannot be reproduced, stored and/or transmitted in whole or in part by any manner of electronic, mechanical, photocopying, recording, broadcasting or otherwise now known or herein after developed without the previous express consent by the copyright owner, except for reproduction in daily press and regular printed publications on sale to the public within 60 days of the event related to those data/results and always provided that copyright symbol appears together as follows below.
© DORNA, 2023

Official MotoGP Timing by TISSOT
www.motogp.com





5380 m.

QATAR AIRWAYS GRAND PRIX OF QATAR

After the Qualifying Nr. 1

Event Best Maximum Speed



Rider	Nation Team	Motorcycle	Km/h	
89 Jorge MARTIN	SPA Prima Pramac Racing	DUCATI	350.6	Free Practice Nr. 2
33 Brad BINDER	RSA Red Bull KTM Factory Racing	KTM	349.5	Practice
72 Marco BEZZECCHI	ITA Mooney VR46 Racing Team	DUCATI	348.3	Practice
5 Johann ZARCO	FRA Prima Pramac Racing	DUCATI	347.2	Free Practice Nr. 2
20 Fabio QUARTARARO	FRA Monster Energy Yamaha MotoGP	YAMAHA	347.2	Practice
1 Francesco BAGNAIA	ITA Ducati Lenovo Team	DUCATI	347.2	Free Practice Nr. 1
10 Luca MARINI	ITA Mooney VR46 Racing Team	DUCATI	346.1	Practice
12 Maverick VIÑALES	SPA Aprilia Racing	APRILIA	346.1	Free Practice Nr. 2
23 Enea BASTIANINI	ITA Ducati Lenovo Team	DUCATI	346.1	Practice
36 Joan MIR	SPA Repsol Honda Team	HONDA	346.1	Practice
41 Aleix ESPARGARO	SPA Aprilia Racing	APRILIA	346.1	Practice
44 Po ESPARGARO	SPA GASGAS Factory Racing Tech3	KTM	346.1	Practice
88 Miguel OLIVEIRA	POR CryptoDATA RNF MotoGP Team	APRILIA	346.1	Qualifying Nr. 1
43 Jack MILLER	AUS Red Bull KTM Factory Racing	KTM	345.0	Qualifying Nr. 1
27 Iker LECUONA	SPA LCR Honda CASTROL	HONDA	343.9	Practice
21 Franco MORBIDELLI	ITA Monster Energy Yamaha MotoGP	YAMAHA	343.9	Free Practice Nr. 2
49 Fabio DI GIANNANTONIO	ITA Gresini Racing MotoGP	DUCATI	342.8	Free Practice Nr. 2
93 Marc MARQUEZ	SPA Repsol Honda Team	HONDA	341.7	Practice
30 Takaaki NAKAGAMI	JPN LCR Honda IDEMITSU	HONDA	340.6	Qualifying Nr. 1
25 Raul FERNANDEZ	SPA CryptoDATA RNF MotoGP Team	APRILIA	340.6	Practice
73 Alex MARQUEZ	SPA Gresini Racing MotoGP	DUCATI	340.6	Qualifying Nr. 1
37 Augusto FERNANDEZ	SPA GASGAS Factory Racing Tech3	KTM	340.6	Practice

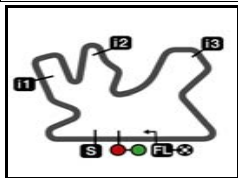
These data/results cannot be reproduced, stored and/or transmitted in whole or in part by any manner of electronic, mechanical, photocopying, recording, broadcasting or otherwise now known or herein after developed without the previous express consent by the copyright owner, except for reproduction in daily press and regular printed publications on sale to the public within 60 days of the event related to those data/results and always provided that copyright symbol appears together as follows below.

© DORNA, 2023

Official MotoGP Timing by TISSOT
www.motogp.com

Doha, Saturday, November 18, 2023





5380 m.

QATAR AIRWAYS GRAND PRIX OF QATAR

Qualifying Nr. 1

Best Partial Times

MotoGP™

IT Ideal Lap Time, sum of the best partial times

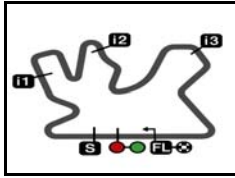
BT Best Lap Time

T1		T2		T3		T4				<i>IT</i>	<i>BT</i>		
Pos	Rider	Time	Rider	Time	Rider	Time	Rider	Time	Pos	Rider			
1	A.MARQUEZ	27.582	F.MORBIDELLI	30.018	A.MARQUEZ	26.865	J.ZARCO	27.576	1	J.ZARCO	1'52.382	1'52.382	(1)
2	E.BASTIANINI	27.625	F.QUARTARARO	30.100	M.BEZZECCHI	26.884	M.BEZZECCHI	27.703	2	A.MARQUEZ	1'52.437	1'52.437	(2)
3	F.QUARTARARO	27.638	E.BASTIANINI	30.125	J.ZARCO	26.941	F.QUARTARARO	27.744	3	M.BEZZECCHI	1'52.504	1'52.504	(3)
4	J.MILLER	27.696	J.ZARCO	30.135	F.QUARTARARO	27.039	E.BASTIANINI	27.803	4	F.QUARTARARO	1'52.521	1'52.524	(4)
5	M.BEZZECCHI	27.700	A.MARQUEZ	30.152	M.OLIVEIRA	27.151	F.MORBIDELLI	27.834	5	E.BASTIANINI	1'52.757	1'52.828	(5)
6	J.ZARCO	27.730	J.MILLER	30.197	J.MILLER	27.162	J.MILLER	27.834	6	J.MILLER	1'52.889	1'52.889	(6)
7	M.OLIVEIRA	27.784	P.ESPARGARO	30.207	P.ESPARGARO	27.196	M.OLIVEIRA	27.836	7	F.MORBIDELLI	1'52.929	1'53.143	(8)
8	F.MORBIDELLI	27.791	M.BEZZECCHI	30.217	E.BASTIANINI	27.204	A.MARQUEZ	27.838	8	M.OLIVEIRA	1'53.074	1'53.099	(7)
9	P.ESPARGARO	27.797	M.OLIVEIRA	30.303	F.MORBIDELLI	27.286	J.MIR	27.914	9	P.ESPARGARO	1'53.229	1'53.362	(9)
10	J.MIR	27.961	I.LECUONA	30.357	J.MIR	27.304	I.LECUONA	27.967	10	J.MIR	1'53.570	1'53.570	(10)
11	I.LECUONA	28.010	J.MIR	30.391	I.LECUONA	27.325	P.ESPARGARO	28.029	11	I.LECUONA	1'53.659	1'53.838	(11)
12	T.NAKAGAMI	28.040	T.NAKAGAMI	30.398	T.NAKAGAMI	27.403	T.NAKAGAMI	28.066	12	T.NAKAGAMI	1'53.907	1'54.360	(12)

These data/results cannot be reproduced, stored and/or transmitted in whole or in part by any manner of electronic, mechanical, photocopying, recording, broadcasting or otherwise now known or herein after developed without the previous express consent by the copyright owner, except for reproduction in daily press and regular printed publications on sale to the public within 60 days of the event related to those data/results and always provided that copyright symbol appears together as follows below.
© DORNA, 2023

Official MotoGP Timing by **TISSOT**
www.motogp.com





5380 m.

QATAR AIRWAYS GRAND PRIX OF QATAR

Qualifying Nr. 1

Fastest Laps Sequence

<i>Practice Time</i>	 <i>Rider</i>	<i>Nation</i>	<i>Motorcycle</i>	<i>Time</i>	<i>Km/h</i>	<i>Rider's Lap</i>
3'55.045	73 Alex MARQUEZ	SPA	DUCATI	1'53.410	170.7	2
3'57.705	43 Jack MILLER	AUS	KTM	1'53.324	170.9	2
4'13.649	21 Franco MORBIDELLI	ITA	YAMAHA	1'53.207	171.0	2
4'33.821	5 Johann ZARCO	FRA	DUCATI	1'53.069	171.2	2
11'59.765	20 Fabio QUARTARARO	FRA	YAMAHA	1'52.524	172.1	5
12'00.556	73 Alex MARQUEZ	SPA	DUCATI	1'52.437	172.2	5
12'59.371	5 Johann ZARCO	FRA	DUCATI	1'52.382	172.3	5

These data/results cannot be reproduced, stored and/or transmitted in whole or in part by any manner of electronic, mechanical, photocopying, recording, broadcasting or otherwise now known or herein after developed without the previous express consent by the copyright owner, except for reproduction in daily press and regular printed publications on sale to the public within 60 days of the event related to those data/results and always provided that copyright symbol appears together as follows below.

© DORNA, 2023

Official MotoGP Timing by **TISSOT**
www.motogp.com

Doha, Saturday, November 18, 2023

