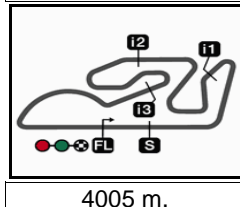



GRAN PREMIO MOTUL DE LA COMUNITAT VALENCIANA

Practice
Classification

6



4005 m.

		Rider	Nation	Team	Motorcycle	Time	Lap Total	Gap	Top Speed
1	12	Maverick VIÑALES	SPA	Aprilia Racing	APRILIA	1'29.142	25 27		333.7
2	89	Jorge MARTIN	SPA	Prima Pramac Racing	DUCATI	1'29.289	23 24	0.147 0.147	335.4
3	5	Johann ZARCO	FRA	Prima Pramac Racing	DUCATI	1'29.296	25 26	0.154 0.007	333.7
4	49	Fabio DI GIANNANTONIO	ITA	Gresini Racing MotoGP	DUCATI	1'29.395	19 23	0.253 0.099	325.8
5	72	Marco BEZZECCHI	ITA	Mooney VR46 Racing Team	DUCATI	1'29.396	22 22	0.254 0.001	330.5
6	33	Brad BINDER	RSA	Red Bull KTM Factory Racing	KTM	1'29.402	22 27	0.260 0.006	337.0
7	93	Marc MARQUEZ	SPA	Repsol Honda Team	HONDA	1'29.459	22 27	0.317 0.057	328.9
8	25	Raul FERNANDEZ	SPA	CryptoDATA RNF MotoGP Team	APRILIA	1'29.470	24 25	0.328 0.011	330.5
9	43	Jack MILLER	AUS	Red Bull KTM Factory Racing	KTM	1'29.481	17 20	0.339 0.011	330.5
10	41	Aleix ESPARGARO	SPA	Aprilia Racing	APRILIA	1'29.571	14 16	0.429 0.090	332.1
11	23	Enea BASTIANINI	ITA	Ducati Lenovo Team	DUCATI	1'29.573	25 25	0.431 0.002	335.4
12	73	Alex MARQUEZ	SPA	Gresini Racing MotoGP	DUCATI	1'29.614	24 25	0.472 0.041	325.8
13	20	Fabio QUARTARARO	FRA	Monster Energy Yamaha MotoGP	YAMAHA	1'29.615	21 27	0.473 0.001	330.5
14	21	Franco MORBIDELLI	ITA	Monster Energy Yamaha MotoGP	YAMAHA	1'29.775	20 23	0.633 0.160	328.9
15	1	Francesco BAGNAIA	ITA	Ducati Lenovo Team	DUCATI	1'29.801	20 21	0.659 0.026	333.7
16	30	Takaaki NAKAGAMI	JPN	LCR Honda IDEMITSU	HONDA	1'30.002	23 24	0.860 0.201	325.8
17	10	Luca MARINI	ITA	Mooney VR46 Racing Team	DUCATI	1'30.343	11 27	1.201 0.341	330.5
18	37	Augusto FERNANDEZ	SPA	GASGAS Factory Racing Tech3	KTM	1'30.445	12 24	1.303 0.102	330.5
19	42	Alex RINS	SPA	LCR Honda CASTROL	HONDA	1'30.464	17 18	1.322 0.019	330.5
20	32	Lorenzo SAVADORI	ITA	CryptoDATA RNF MotoGP Team	APRILIA	1'30.795	23 24	1.653 0.331	328.9
21	44	Po ESPARGARO	SPA	GASGAS Factory Racing Tech3	KTM	1'30.940	7 22	1.798 0.145	332.1
Not classified									
	36	Joan MIR	SPA	Repsol Honda Team	HONDA				

Practice condition: **Dry**Air: **24°**Humidity: **21%**Ground: **26°**

Fastest Lap:	Lap: 25	Maverick VIÑALES	1'29.142	161.7 Km/h
Best Race Lap:	2021	Francesco BAGNAIA	1'31.042	158.3 Km/h
All Time Lap Record:	2023	Maverick VIÑALES	1'29.142	161.7 Km/h

The results are provisional until the end of the limit for protest and appeals.

Time limit for protest expires 60' after publication of the results - Time:

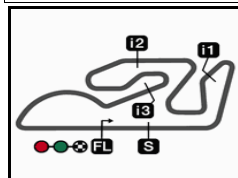
These data/results cannot be reproduced, stored and/or transmitted in whole or in part by any manner of electronic, mechanical, photocopying, recording, broadcasting or otherwise now known or herein after developed without the previous express consent by the copyright owner, except for reproduction in daily press and regular printed publications on sale to the public within 60 days of the event related to those data/results and always provided that copyright symbol appears together as follows below.

© DORNA, 2023

Official MotoGP Timing by TISSOT
www.motogp.com

Chestre, Friday, November 24, 2023





4005 m.

GRAN PREMIO MOTUL DE LA COMUNITAT VALENCIANA**Practice****Top Speed & Average****8**

<i>Rider</i>	<i>Nation</i>	<i>Motorcycle</i>	<i>Top 5 speeds</i>					<i>Average</i>	<i>Top</i>
33 Brad BINDER	RSA	KTM	337.0	333.7	333.7	332.1	332.1	332.9	337.0
23 Enea BASTIANINI	ITA	DUCATI	335.4	333.7	332.1	330.5	330.5	331.9	335.4
89 Jorge MARTIN	SPA	DUCATI	335.4	333.7	333.7	333.7	332.1	333.3	335.4
1 Francesco BAGNAIA	ITA	DUCATI	333.7	333.7	332.1	330.5	330.5	332.1	333.7
5 Johann ZARCO	FRA	DUCATI	333.7	332.1	332.1	330.5	330.5	331.3	333.7
12 Maverick VIÑALES	SPA	APRILIA	333.7	332.1	332.1	332.1	330.5	331.3	333.7
41 Aleix ESPARGARO	SPA	APRILIA	332.1	332.1	330.5	330.5	328.9	330.8	332.1
44 Poli ESPARGARO	SPA	KTM	332.1	332.1	330.5	330.5	330.5	331.0	332.1
10 Luca MARINI	ITA	DUCATI	330.5	330.5	330.5	330.5	330.5	330.5	330.5
20 Fabio QUARTARARO	FRA	YAMAHA	330.5	328.9	328.9	327.4	327.4	327.9	330.5
25 Raul FERNANDEZ	SPA	APRILIA	330.5	330.5	328.9	328.9	328.9	329.4	330.5
37 Augusto FERNANDEZ	SPA	KTM	330.5	328.9	328.9	325.8	325.8	327.6	330.5
42 Alex RINS	SPA	HONDA	330.5	330.5	328.9	328.9	327.4	328.7	330.5
43 Jack MILLER	AUS	KTM	330.5	328.9	328.9	327.4	327.4	328.1	330.5
72 Marco BEZZECCHI	ITA	DUCATI	330.5	330.5	330.5	330.5	330.5	330.5	330.5
21 Franco MORBIDELLI	ITA	YAMAHA	328.9	328.9	328.9	328.9	328.9	328.9	328.9
32 Lorenzo SAVADORI	ITA	APRILIA	328.9	327.4	327.4	327.4	327.4	327.7	328.9
93 Marc MARQUEZ	SPA	HONDA	328.9	328.9	328.9	327.4	327.4	328.0	328.9
30 Takaaki NAKAGAMI	JPN	HONDA	325.8	325.8	325.8	325.8	325.8	325.8	325.8
49 Fabio DI GIANNANTONIO	ITA	DUCATI	325.8	325.8	324.3	324.3	324.3	324.7	325.8
73 Alex MARQUEZ	SPA	DUCATI	325.8	325.8	325.8	325.8	325.8	325.8	325.8

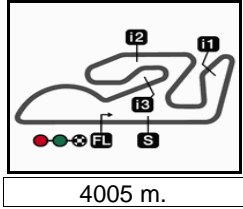
These data/results cannot be reproduced, stored and/or transmitted in whole or in part by any manner of electronic, mechanical, photocopying, recording, broadcasting or otherwise now known or herein after developed without the previous express consent by the copyright owner, except for reproduction in daily press and regular printed publications on sale to the public within 60 days of the event related to those data/results and always provided that copyright symbol appears together as follows below.

© DORNA, 2023

Official MotoGP Timing by **TISSOT**
www.motogp.com



Cheste, Friday, November 24, 2023



GRAN PREMIO MOTUL DE LA COMUNITAT VALENCIANA

Practice

Chronological Analysis of Performances

9

* Lap / Sector time cancelled **T1** Time from finish line to 1st intermediate **T3** Time from 2nd intermed. to 3rd intermed.
P Crossing the finish line in pit lane **T2** Time from 1st intermed. to 2nd intermed. **T4** Time from 3rd intermediate to finish line
****** Tyre data subject to further updates

Lap	Lap Time	T1	T2	T3	T4	Speed	Lap	Lap Time	T1	T2	T3	T4	Speed
1st 12	Maverick VIÑALES Aprilia Racing	APRILIA				SPA	2nd 89	Jorge MARTIN Prima Pramac Racing	DUCATI				SPA
	Runs=6 Total laps=27 Full laps=16 Valid laps=14						Runs=5 Total laps=24 Full laps=15 Valid laps=11						
Run #	1	Front Tyre	Slick-Hard	Rear Tyre	Slick-Medium		Run #	1	Front Tyre	Slick-Hard	Rear Tyre	Slick-Medium	
			New Tyre		New Tyre					New Tyre		6 Laps at start	
1	2'06.953		21.592	25.979	22.351	24.537	1	2'12.574	21.972	25.631	22.216	24.606	
2	1'45.274		20.551	24.775	35.071	24.877	2	1'32.526	20.587	24.586	22.631	24.722	328.9
3	1'30.780		20.516	24.461	21.673	24.130	3	1'30.542	20.234	24.370	21.719	24.219	328.9
4	1'32.435 *	20.978*	24.823	22.159*	24.475*	327.4	4	1'35.647 *	23.780	25.043	22.259*	24.565*	332.1
5	1'30.909		20.432	24.388	21.809	24.280	5	1'30.434	20.162	24.357	21.768	24.147	327.4
6	1'31.291 *	20.770*	24.503	21.697	24.321	321.3	6	1'30.821 *	20.297*	24.269	21.821	24.434	330.5
7	1'32.803		20.470	24.404	23.644	24.285	7	1'33.960 P	20.193	24.344	21.758	27.665	332.1
8	1'31.074		20.356	24.705	21.796	24.217	8						
9	1'30.729		20.437	24.414	21.617	24.261	9						
10	1'34.157 P	20.330	24.387	21.650	27.790	327.4	10						
	Run # 2	Front Tyre	Slick-Hard	Rear Tyre	Slick-Medium			Run # 2	Front Tyre	Slick-Hard	Rear Tyre	Slick-Medium	
			10 Laps at start		10 Laps at start							6 Laps at start	
11	5'22.508		22.239	25.223	21.977	24.638	11						
12	1'31.636		20.837	24.717	21.773	24.309	12	1'30.531	20.256	24.459	21.750	24.066	328.9
13	1'30.422		20.352	24.431	21.613	24.026	13	1'30.705	20.258	24.435	21.737	24.275	328.9
14	1'30.593		20.286	24.360	21.692	24.255	14	1'30.414	20.329	24.321	21.609	24.155	322.8
15	1'35.903 P	20.323	24.498	21.647	29.435	332.1	15	1'32.446	21.271	25.153	21.787	24.235	328.9
	Run # 3	Front Tyre	Slick-Hard	Rear Tyre	Slick-Soft			Run # 3	Front Tyre	Slick-Medium	Rear Tyre	Slick-Soft	
			New Tyre		New Tyre					New Tyre		New Tyre	
16	7'38.057		22.820	25.205	21.908	24.147	16	7'53.755	21.786	24.949	22.076	24.218	
17	1'29.392		20.074	24.081	21.350	23.887	17	1'29.594	20.095	24.223	21.339	23.937	332.1
18	1'37.840 P	20.052	27.342	22.272	28.174	332.1	18	1'29.464	20.092	24.143	21.390	23.839	327.4
	Run # 4	Front Tyre	Slick-Hard	Rear Tyre	Slick-Medium			Run # 4	Front Tyre	Slick-Hard	Rear Tyre	Slick-Soft	
			3 Laps at start		New Tyre					New Tyre		New Tyre	
19	6'27.057 *	21.908	25.401*	21.973	23.998		19	1'35.799 P	20.436	25.063	21.907	28.393	328.9
20	1'43.715 P	20.086	28.695*	24.658*	30.276	330.5	20						
	Run # 5	Front Tyre	Slick-Hard	Rear Tyre	Slick-Medium			Run # 5	Front Tyre	Slick-Hard	Rear Tyre	Slick-Soft	
			5 Laps at start		2 Laps at start					3 Laps at start		New Tyre	
21	4'20.758 P	21.199	25.034	21.920	24.048		21	12'47.762	19.482	24.813	21.705	24.069	
22	1'29.738		20.151	24.181	21.518	23.888	22	1'29.747	20.488	24.068	21.222	23.969	333.7
23	1'35.371 P	20.539*	24.190	22.415	28.227	333.7	23	1'33.492 P	19.989	23.972	21.491	28.040	330.5
	Run # 6	Front Tyre	Slick-Soft	Rear Tyre	Slick-Soft			Run # 6	Front Tyre	Slick-Hard	Rear Tyre	Slick-Soft	
			New Tyre		New Tyre					3 Laps at start		New Tyre	
24	5'03.049		23.142	26.406	33.930	24.329	24						
25	1'29.142		20.027	24.052	21.252	23.811	25	4'50.692	23.898	25.173	35.545	25.270	
26	1'32.956		20.025	24.032	24.579	24.320	26	1'31.959 *	20.320	24.521*	21.881	25.237	333.7
27	1'32.245		20.034	25.700	21.769	24.742	27	1'29.289	19.993	23.906	21.395	23.995	335.4
							28	1'35.433 *	20.344	27.169*	23.251	24.669	333.7
							3rd 5	Johann ZARCO Prima Pramac Racing	DUCATI				FRA
								Runs=5 Total laps=26 Full laps=18 Valid laps=16					
								Run # 1	Front Tyre	Slick-Medium	Rear Tyre	Slick-Medium	
										6 Laps at start		6 Laps at start	
							1	2'11.051	21.061	25.990	22.643	25.218	
							2	1'32.585	20.865	24.843	22.169	24.708	327.4

Fastest Lap: Maverick VIÑALES Aprilia Racing SPA **1'29.142** 20.027 24.052 21.252 23.811

These data/results cannot be reproduced, stored and/or transmitted in whole or in part by any manner of electronic, mechanical, photocopying, recording, broadcasting or otherwise now known or herein after developed without the previous express consent by the copyright owner, except for reproduction in daily press and regular printed publications on sale to the public within 60 days of the event related to those data/results and always provided that copyright symbol appears together as follows below.
 © DORNA, 2023



Practice

MotoGP

Lap	Lap Time	T1	T2	T3	T4	Speed	Lap	Lap Time	T1	T2	T3	T4	Speed
3	1'30.809	20.627	24.471	21.570	24.141	330.5	14	11'42.276	22.360	24.933	21.829	24.152	
4	1'32.985 *	20.712	24.650	22.888*	24.735*	330.5	15	1'29.504	20.095	24.105	21.395	23.909	324.3
5	1'30.769	20.590	24.476	21.505	24.198	328.9	16	1'29.397	20.121	24.014	21.330	23.932	322.8
6	1'33.377 *	22.069*	25.011	21.824	24.473	318.3	17	1'42.119 P	23.936	25.918	22.369	29.896	324.3
7	1'30.760	20.439	24.497	21.651	24.173	330.5	Run # 4 Front Tyre Slick-Soft Rear Tyre Slick-Soft						
8	1'44.397 P	27.173	27.320	22.051	27.853	327.4	4 Laps at start New Tyre						
Run # 2 Front Tyre Slick-Hard Rear Tyre Slick-Soft							18	12'39.273	21.746	25.187	21.773	24.147	
New Tyre New Tyre							19	1'29.395	20.176	24.017	21.342	23.860	322.8
9	9'48.512 *	23.248	28.761	23.448	25.283*		20	1'29.551	20.219	23.955	21.460	23.917	324.3
10	1'34.855	23.200	25.312	22.048	24.295	325.8	21	1'35.030	24.060	24.885	21.791	24.294	325.8
11	1'31.138	20.437	24.622	21.829	24.250	332.1	22	1'32.920	20.263	25.505	22.541	24.611	325.8
12	1'30.364	20.281	24.479	21.474	24.130	328.9	23	1'39.423	20.480	26.912	24.055	27.976	322.8
13	1'31.366	20.259	24.548	22.294	24.265	328.9	5th 72 Marco BEZZECCHI DUCATI ITA						
14	1'30.243	20.295	24.363	21.492	24.093	327.4	Mooney VR46 Racing Team						
15	1'30.256	20.244	24.412	21.477	24.123	333.7	Runs=5 Total laps=22 Full laps=13 Valid laps=12						
16	1'32.962	22.203	25.013	21.637	24.109	325.8	Run # 1 Front Tyre Slick-Medium Rear Tyre Slick-Medium						
17	1'30.216	20.349	24.370	21.495	24.002	325.8	New Tyre New Tyre						
18	1'37.586 P	20.459	24.607	23.069	29.451	330.5	1	1'55.542	22.549	27.061	24.154	25.452	
Run # 3 Front Tyre Slick-Medium Rear Tyre Slick-Soft							2	1'32.111	20.763	24.927	21.882	24.539	327.4
New Tyre New Tyre							3	1'30.953	20.436	24.579	21.735	24.203	325.8
19	10'34.415 P	22.174	27.955*	23.402*	29.603		unfinished 20.288 24.385 327.4						
Run # 4 Front Tyre Slick-Medium Rear Tyre Slick-Soft							Run # 2 Front Tyre Slick-Hard Rear Tyre Slick-Soft						
1 Laps at start 1 Laps at start							New Tyre New Tyre						
20	3'18.468 P	20.222	25.388	21.878	24.285		4	1'37.860	23.547	26.529	23.139	24.645	
21	1'29.958	20.284	24.261	21.393	24.020	328.9	5	1'31.388	20.497	24.790	21.797	24.304	328.9
22	1'37.767 P	22.422*	24.853	21.645	28.847	318.3	6	1'30.676	20.330	24.428	21.525	24.393	327.4
Run # 5 Front Tyre Slick-Medium Rear Tyre Slick-Soft							7	1'30.257	20.131	24.413	21.531	24.182	328.9
4 Laps at start New Tyre							8	1'30.225	20.125	24.337	21.543	24.220	327.4
23	5'18.994	24.246	26.279	31.832	24.326		9	1'30.900	20.360	24.398	21.752	24.390	328.9
24	1'29.517	20.165	24.072	21.493	23.787	330.5	10	1'33.840 *	21.325*	25.492	22.295	24.728	328.9
25	1'29.296	20.058	24.023	21.322	23.893	332.1	11	1'30.266	20.173	24.385	21.668	24.040	328.9
26	1'56.191	32.668	31.231	26.863	25.429	327.4	12	1'37.713 P	22.246	26.145	22.002	27.320	330.5
4th 49 Fabio DI GIANNANTON DUCATI ITA							Run # 3 Front Tyre Slick-Medium Rear Tyre Slick-Soft						
Gresini Racing MotoGP							New Tyre New Tyre						
Runs=4 Total laps=23 Full laps=16 Valid laps=15							13	11'35.265	23.174	26.334	22.295	24.273	
Run # 1 Front Tyre Slick-Hard Rear Tyre Slick-Soft							14	1'32.011 *	20.240	25.906*	21.955	23.910	330.5
New Tyre New Tyre							15	1'30.109 *	20.109	24.278	21.531	24.191*	328.9
1	1'37.754	22.137	25.921	22.357	24.731		16	1'40.897 P	23.228*	25.960*	22.740*	28.969	220.3
2	1'31.046	20.534	24.568	21.687	24.257	321.3	Run # 4 Front Tyre Slick-Medium Rear Tyre Slick-Soft						
3	1'30.076	20.253	24.246	21.495	24.082	322.8	4 Laps at start 4 Laps at start						
4	1'29.924	20.225	24.150	21.464	24.085	324.3	17	5'11.002 P	22.537	25.031	21.833	24.085	
5	1'31.069 *	20.368*	24.312	21.921	24.468*	321.3	18	1'35.991 P	22.143*	24.907	21.823	27.118	330.5
6	1'30.297	20.336	24.211	21.575	24.175	324.3	Run # 5 Front Tyre Slick-Medium Rear Tyre Slick-Soft						
7	1'40.961 P	20.318*	24.201	24.094	32.348	324.3	6 Laps at start New Tyre						
Run # 2 Front Tyre Slick-Hard Rear Tyre Slick-Medium							19	3'42.077	24.925	25.274	25.740	24.499	
7 Laps at start New Tyre							20	1'31.801 *	20.096	25.052*	22.260	24.393	330.5
8	8'37.300	22.555	25.271	22.037	24.292		21	1'29.454	20.190	24.127	21.369	23.768	330.5
9	1'30.022	20.339	24.253	21.394	24.036	322.8	22	1'29.396	20.064	24.093	21.350	23.889	330.5
10	1'29.805	20.232	24.127	21.417	24.029	322.8	6th 33 Brad BINDER KTM RSA						
11	1'29.822	20.187	24.091	21.501	24.043	322.8	Red Bull KTM Factory Racing						
12	1'29.897	20.226	24.154	21.472	24.045	322.8	Runs=5 Total laps=27 Full laps=18 Valid laps=14						
13	1'42.931 P	23.152	26.062	23.107	30.610	322.8	Run # 1 Front Tyre Slick-Hard Rear Tyre Slick-Soft						
Run # 3 Front Tyre Slick-Soft Rear Tyre Slick-Soft							New Tyre New Tyre						
New Tyre New Tyre							1	1'59.342	22.327	27.006	28.519	25.512	

Fastest Lap: Maverick VIÑALES Aprilia Racing SPA 1'29.142 20.027 24.052 21.252 23.811

These data/results cannot be reproduced, stored and/or transmitted in whole or in part by any manner of electronic, mechanical, photocopying, recording, broadcasting or otherwise now known or herein after developed without the previous express consent by the copyright owner, except for reproduction in daily press and regular printed publications on sale to the public within 60 days of the event related to those data/results and always provided that copyright symbol appears together as follows below.
© DORNA, 2023



Practice

MotoGP

Lap	Lap Time	T1	T2	T3	T4	Speed	Lap	Lap Time	T1	T2	T3	T4	Speed
2	1'31.635	20.494	25.030	21.844	24.267	328.9	14	1'38.473 P	21.045	25.592	22.610	29.226	328.9
3	1'37.090	25.785	25.248	21.827	24.230	328.9	Run # 3 Front Tyre Slick-Soft Rear Tyre Slick-Soft						
4	1'31.461 *	20.606	24.463	22.072*	24.320*	332.1	New Tyre New Tyre						
5	1'30.643	20.323	24.459	21.696	24.165	328.9	15	6'30.106	23.840	25.533	22.175	24.673	
6	1'30.335	20.260	24.519	21.547	24.009	330.5	16	1'29.465	20.112	24.157	21.275	23.921	325.8
7	1'34.879	23.930	25.224	21.639	24.086	330.5	17	1'35.562	21.296	26.110	22.895	25.261	327.4
8	1'30.567	20.269	24.483	21.644	24.171	330.5	18	1'29.537	20.077	24.230	21.335	23.895	325.8
9	1'37.288 P	21.334	25.254	21.971	28.729	328.9	19	1'43.176 P	23.453	27.188	23.393	29.142	325.8
Run # 2 Front Tyre Slick-Hard Rear Tyre Slick-Soft						Run # 4 Front Tyre Slick-Soft Rear Tyre Slick-Soft							
9 Laps at start						9 Laps at start							
10	8'34.269	21.836	27.506	25.358	25.101		20	7'44.320 P	23.084	27.617*	24.393*	30.998	
11	1'34.946	23.876	25.005	21.922	24.143	332.1	Run # 5 Front Tyre Slick-Soft Rear Tyre Slick-Soft						
12	1'30.198	20.210	24.509	21.446	24.033	337.0	1 Laps at start 1 Laps at start						
13	1'30.054	20.211	24.361	21.511	23.971	332.1	21	3'34.221 P	20.952	25.230	21.999	24.198	
14	1'30.642	20.377	24.433	21.671	24.161	330.5	22	1'29.459	20.102	24.109	21.297	23.951	325.8
15	1'30.707	20.479	24.440	21.673	24.115	332.1	23	1'44.337 P	22.104	28.328*	23.836	30.069	327.4
16	1'37.471	23.603	26.666	21.687	25.515	330.5	Run # 6 Front Tyre Slick-Soft Rear Tyre Slick-Soft						
17	1'44.014 P	25.462	25.731	23.600	29.221	330.5	4 Laps at start New Tyre						
Run # 3 Front Tyre Slick-Hard Rear Tyre Slick-Soft						24 5'43.365 21.631 25.242 22.213 24.198							
New Tyre New Tyre						25 1'34.173 20.096 24.072 24.890 25.115 328.9							
18	9'17.523	22.960	25.461	22.353	24.353		26 1'29.757 * 19.993 24.017* 21.390 24.357 327.4						
19	1'31.762 *	20.135	25.548*	21.856	24.223	328.9	27 1'45.771 27.719 29.693 22.789 25.570 325.8						
20	1'48.370 P	20.243	33.894*	24.364*	29.869	327.4	8th 25 Raul FERNANDEZ APRILIA SPA						
Run # 4 Front Tyre Slick-Hard Rear Tyre Slick-Soft						CryptoDATA RNF MotoGP Team							
3 Laps at start 3 Laps at start						Runs=6 Total laps=25 Full laps=14 Valid laps=13							
21	3'50.536 P	20.358	24.993	21.728	23.953		Run # 1 Front Tyre Slick-Hard Rear Tyre Slick-Medium						
22	1'29.402	20.020	24.254	21.305	23.823	332.1	New Tyre New Tyre						
23	1'44.283 P	23.653	26.203	23.102	31.325	332.1	1	2'24.401	21.192	25.888	24.434	24.862	
Run # 5 Front Tyre Slick-Hard Rear Tyre Slick-Soft						2 1'31.064 20.648 24.526 21.730 24.160 324.3							
6 Laps at start New Tyre						3 1'30.646 20.358 24.424 21.659 24.205 325.8							
24	4'31.408	23.416	26.650	21.925	24.461		4 1'32.568 * 21.068* 24.890 22.110* 24.500* 325.8						
25	1'31.776 *	20.022	24.615*	21.779	25.360	332.1	5 1'32.699 21.783 24.632 21.907 24.377 324.3						
26	1'29.475	20.089	24.104	21.369	23.913	333.7	6 1'35.729 P 20.727* 24.697 21.845 28.460 325.8						
27	1'35.652 *	20.215	26.849*	23.205	25.383	333.7	Run # 2 Front Tyre Slick-Hard Rear Tyre Slick-Medium						
7th 93 Marc MARQUEZ HONDA SPA						6 Laps at start 6 Laps at start							
Repsol Honda Team						7 6'46.344 21.782 25.172 22.085 24.522							
Runs=6 Total laps=27 Full laps=17 Valid laps=14						8 1'30.867 20.450 24.490 21.645 24.282 327.4							
Run # 1 Front Tyre Slick-Hard Rear Tyre Slick-Medium						9 1'30.580 20.362 24.371 21.644 24.203 325.8							
New Tyre New Tyre						10 1'30.947 20.294 24.343 22.020 24.290 327.4							
1	2'10.296	22.432	26.796	22.900	25.201		11 1'30.399 20.218 24.355 21.620 24.206 328.9						
2	1'32.977	20.907	25.122	22.343	24.605	325.8	12 1'36.275 P 20.485 25.557 22.221 28.012 328.9						
3	1'30.971	20.409	24.412	21.829	24.321	325.8	Run # 3 Front Tyre Slick-Hard Rear Tyre Slick-Medium						
4	1'32.721 *	20.557	24.757	22.558*	24.849*	325.8	12 Laps at start 12 Laps at start						
5	1'30.303	20.357	24.272	21.494	24.180	324.3	13 6'58.655 21.739 25.258 22.103 24.330						
6	1'33.845 *	22.024*	25.084	22.248	24.489	325.8	14 1'31.527 20.429 24.590 22.027 24.481 324.3						
7	1'38.748 P	20.671	26.510	22.389	29.178	325.8	15 1'30.980 20.469 24.524 21.774 24.213 325.8						
Run # 2 Front Tyre Slick-Hard Rear Tyre Slick-Medium						16 1'36.820 P 20.306 25.166 22.365 28.983 325.8							
7 Laps at start 7 Laps at start						Run # 4 Front Tyre Slick-Soft Rear Tyre Slick-Soft							
8	5'20.597	23.207	25.695	22.524	24.696		New Tyre New Tyre						
9	1'32.201	20.643	24.857	22.045	24.656	325.8	17 8'53.110 21.534 25.880 21.983 24.431						
10	1'30.131	20.338	24.277	21.474	24.042	324.3	18 1'40.834 P 20.261 25.856* 24.602* 30.115 322.8						
11	1'31.957	20.689	25.035	21.854	24.379	328.9	Run # 5 Front Tyre Slick-Soft Rear Tyre Slick-Soft						
12	1'30.199	20.278	24.342	21.535	24.044	327.4	2 Laps at start 2 Laps at start						
13	1'30.088	20.287	24.265	21.531	24.005	327.4	19 3'33.184 P 19.850 25.190 22.690 24.559						

Fastest Lap: Maverick VIÑALES Aprilia Racing SPA **1'29.142** 20.027 24.052 21.252 23.811

These data/results cannot be reproduced, stored and/or transmitted in whole or in part by any manner of electronic, mechanical, photocopying, recording, broadcasting or otherwise now known or herein after developed without the previous express consent by the copyright owner, except for reproduction in daily press and regular printed publications on sale to the public within 60 days of the event related to those data/results and always provided that copyright symbol appears together as follows below.
© DORNA, 2023

Official MotoGP Timing by TISSOT
www.motogp.com

Cheste, Friday, November 24, 2023

Page 3 of 8



Practice

MotoGP

Lap	Lap Time	T1	T2	T3	T4	Speed	Lap	Lap Time	T1	T2	T3	T4	Speed			
20	1'30.423	20.230	24.260	21.604	24.329	328.9	6	1'30.784	20.340	24.499	21.696	24.249	327.4			
21	2'04.518 P	45.467*	27.656	23.103	28.292	328.9	7	1'30.588	20.370	24.350	21.680	24.188	327.4			
Run # 6	Front Tyre	Slick-Soft	Rear Tyre	Slick-Soft				Run # 8	Front Tyre	Slick-Medium	Rear Tyre	Slick-Soft				
5 Laps at start					New Tyre			5 Laps at start					New Tyre			
22	5'14.821	21.455	25.249	22.217	24.201		9	16'04.775 P	20.209	31.745	25.508*	29.719				
23	1'34.185	20.104	24.301	24.760	25.020	330.5	Run # 4	Front Tyre	Slick-Soft	Rear Tyre	Slick-Soft					
24	1'29.470	19.987	24.040	21.456	23.987	330.5	New Tyre					New Tyre				
25	1'44.757	25.141	32.904	22.305	24.407	316.8							New Tyre			

9th 43 Jack MILLER KTM AUS
 Red Bull KTM Factory Racing
 Runs=4 Total laps=20 Full laps=13 Valid laps=15

Run #	Front Tyre	Slick-Medium	Rear Tyre	Slick-Medium		
7 Laps at start		New Tyre				
1	1'48.663	21.668	26.314	22.496	24.589	
2	1'31.471	20.615	24.724	21.810	24.322	325.8
3	1'30.810	20.529	24.525	21.570	24.186	325.8
4	1'32.629	21.097	25.398	21.810	24.324	327.4
5	1'30.553 *	20.366*	24.393	21.563	24.231	325.8
6	1'35.706	23.137	26.430	21.766	24.373	325.8
7	1'32.417	20.323	25.391	22.281	24.422	327.4
8	1'36.215 P	20.374	24.380	21.573	29.888	327.4

Run #	Front Tyre	Slick-Hard	Rear Tyre	Slick-Medium		
New Tyre		8 Laps at start				
9	10'15.420	25.437	27.937	23.044	24.397	
10	1'30.653	20.372	24.466	21.582	24.233	327.4
11	1'30.351	20.318	24.355	21.409	24.269	328.9
12	1'32.054	20.814	24.725	21.871	24.644	330.5
13	1'30.288	20.295	24.297	21.518	24.178	328.9
14	1'30.263	20.249	24.331	21.502	24.181	325.8
15	1'47.614 P	26.959	26.603	24.417	29.635	325.8

Run #	Front Tyre	Slick-Soft	Rear Tyre	Slick-Soft		
New Tyre		New Tyre				
16	8'46.565	21.277	25.108	21.933	24.341	
17	1'29.481	20.088	24.089	21.349	23.955	327.4
unfinished		20.128				325.8
Run # 4	Front Tyre	Slick-Soft	Rear Tyre	Slick-Soft		
New Tyre		New Tyre				
18	1'34.921	22.405	25.781	22.298	24.437	
19	1'29.827	20.217	24.233	21.342	24.035	325.8
20	1'44.032	24.852	29.932	25.002	24.246	325.8
unfinished		20.190				327.4

10th 41 Aleix ESPARGARO APRILIA SPA
 Aprilia Racing
 Runs=5 Total laps=16 Full laps=8 Valid laps=9

Run #	Front Tyre	Slick-Hard	Rear Tyre	Slick-Soft		
New Tyre		New Tyre				
1	2'08.383	22.169	26.730	23.101	24.787	
2	1'31.669	20.708	24.774	21.743	24.444	328.9
3	1'31.099	20.517	24.560	21.741	24.281	327.4
unfinished						327.4
Run # 2	Front Tyre	Slick-Medium	Rear Tyre	Slick-Medium		
New Tyre		New Tyre				
4	1'34.552 *	22.122*	25.542	22.361	24.527	
5	1'31.329	20.587	24.715	21.705	24.322	327.4

11th 23 Enea BASTIANINI DUCATI ITA
 Ducati Lenovo Team
 Runs=5 Total laps=25 Full laps=16 Valid laps=12

Run #	Front Tyre	Slick-Soft	Rear Tyre	Slick-Soft		
3 Laps at start		1 Laps at start				
13	3'46.339	23.134	26.427	34.095	24.371	
14	1'29.571	20.224	24.131	21.324	23.892	332.1
15	1'40.656	21.882	28.628	24.448	25.698	330.5
16	1'49.792	28.603	29.676	24.867	26.646	325.8

Run # 5 Front Tyre Slick-Soft Rear Tyre Slick-Soft
 3 Laps at start 1 Laps at start

Run #	Front Tyre	Slick-Hard	Rear Tyre	Slick-Medium		
New Tyre		New Tyre				
1	2'18.653	23.119	26.409	22.469	24.836	
2	1'31.565	20.643	24.773	21.791	24.358	324.3
3	1'30.845	20.341	24.463	21.663	24.378	327.4
4	1'32.086 *	20.607*	24.852	22.067*	24.560*	325.8
5	1'30.631	20.335	24.399	21.569	24.328	327.4
6	1'31.724 *	20.394*	25.202	21.797	24.331	328.9
7	1'30.784	20.423	24.420	21.705	24.236	330.5
8	1'38.834 P	22.050	26.133	22.005	28.646	324.3

Run #	Front Tyre	Slick-Hard	Rear Tyre	Slick-Medium		
8 Laps at start		8 Laps at start				
9	10'16.002	22.359	26.254	22.049	24.542	
10	1'30.874	20.476	24.613	21.594	24.191	325.8
11	1'30.356	20.233	24.369	21.602	24.152	327.4
12	1'30.261	20.205	24.320	21.511	24.225	333.7
13	1'33.373	21.880	24.986	21.900	24.607	324.3
14	1'30.368	20.273	24.350	21.544	24.201	327.4
15	1'39.529 P	23.561	25.159	22.102	28.707	328.9

Run #	Front Tyre	Slick-Hard	Rear Tyre	Slick-Soft		
New Tyre		New Tyre				
16	11'35.778 *	22.240	26.222*	22.062	24.327	
17	1'30.531 *	20.156	24.578	21.524	24.273*	327.4
18	1'43.031 P	21.914*	26.862*	23.662*	30.593	327.4

Run #	Front Tyre	Slick-Hard	Rear Tyre	Slick-Soft		
3 Laps at start		New Tyre				
19	3'26.698 P	21.507	25.024	21.886	24.375	
20	1'29.655	20.066	24.279	21.332	23.978	330.5
21	1'36.596 P	20.893*	24.890	21.927	28.886	330.5

Run #	Front Tyre	Slick-Hard	Rear Tyre	Slick-Soft		
6 Laps at start		New Tyre				
22	4'03.238	21.135	24.852	23.455	25.326	
23	1'32.962 *	20.255	25.075*	22.038	25.594	335.4
24	1'29.633	20.031	24.242	21.459	23.901	332.1

Fastest Lap: Maverick VIÑALES Aprilia Racing SPA 1'29.142 20.027 24.052 21.252 23.811

These data/results cannot be reproduced, stored and/or transmitted in whole or in part by any manner of electronic, mechanical, photocopying, recording, broadcasting or otherwise now known or herein after developed without the previous express consent by the copyright owner, except for reproduction in daily press and regular printed publications on sale to the public within 60 days of the event related to those data/results and always provided that copyright symbol appears together as follows below.
 © DORNA, 2023



Practice

MotoGP

Lap	Lap Time	T1	T2	T3	T4	Speed	Lap	Lap Time	T1	T2	T3	T4	Speed
25	1'29.573	20.053	24.198	21.377	23.945	330.5	9	1'34.026 P	20.309	24.218	21.545	27.954	327.4
12th	73	Alex MARQUEZ				DUCATI	SPA						
		Gresini Racing MotoGP											
		Runs=6	Total laps=25	Full laps=15	Valid laps=13								
Run #	1	Front Tyre	Slick-Hard	Rear Tyre	Slick-Soft								
		New Tyre		New Tyre									
1	1'43.026	21.535	26.524	22.814	25.214								
2	1'32.712	20.916	25.059	22.006	24.731	321.3							
3	1'31.018 *	20.409	24.670*	21.669	24.270	322.8							
4	1'30.507	20.371	24.401	21.578	24.157	322.8							
5	1'30.583 *	20.315*	24.495	21.600	24.173	322.8							
6	1'30.220	20.291	24.299	21.527	24.103	324.3							
7	1'38.105 P	20.827	25.464	22.725	29.089	324.3							
Run #	2	Front Tyre	Slick-Hard	Rear Tyre	Slick-Soft								
		7 Laps at start		7 Laps at start									
8	8'48.242	22.226	25.937	22.503	24.552								
9	1'31.664	20.597	24.761	21.996	24.310	322.8							
10	1'30.587	20.479	24.488	21.525	24.095	322.8							
11	1'30.496	20.394	24.456	21.551	24.095	322.8							
12	1'30.395	20.267	24.367	21.546	24.215	324.3							
13	1'37.154 P	20.889	25.291	22.452	28.522	324.3							
Run #	3	Front Tyre	Slick-Hard	Rear Tyre	Slick-Medium								
		13 Laps at start		New Tyre									
14	5'15.094	22.351	25.745	22.112	24.315								
15	1'30.938	20.481	24.623	21.593	24.241	325.8							
16	1'29.911	20.282	24.262	21.425	23.942	324.3							
17	1'30.100	20.321	24.285	21.476	24.018	325.8							
18	1'36.973 P	21.115	25.166	22.491	28.201	325.8							
Run #	4	Front Tyre	Slick-Hard	Rear Tyre	Slick-Soft								
		New Tyre		New Tyre									
19	7'44.656 P	22.928	32.004	26.339*	30.661								
Run #	5	Front Tyre	Slick-Soft	Rear Tyre	Slick-Soft								
		New Tyre		1 Laps at start									
20	5'29.341 P	22.403	25.964	23.439	25.085								
21	1'35.956 P	20.469*	24.581	21.643	29.263	325.8							
Run #	6	Front Tyre	Slick-Soft	Rear Tyre	Slick-Soft								
		2 Laps at start		New Tyre									
22	4'15.911	22.721	25.393	22.473	24.129								
23	1'31.180	20.157	24.875	22.004	24.144	325.8							
24	1'29.614	20.073	24.222	21.353	23.966	324.3							
25	1'29.660	20.211	24.071	21.426	23.952	325.8							
13th	20	Fabio QUARTARARO				YAMAHA	FRA						
		Monster Energy Yamaha MotoGP											
		Runs=5	Total laps=27	Full laps=17	Valid laps=14								
Run #	1	Front Tyre	Slick-Hard	Rear Tyre	Slick-Medium								
		New Tyre		New Tyre									
1	2'52.841	21.876	26.388	22.402	24.944								
2	1'31.255	20.708	24.525	21.707	24.315	322.8							
3	1'31.279	20.331	24.183	22.433	24.332	324.3							
4	1'30.459 *	20.341*	24.179	21.650	24.289*	324.3							
5	1'30.343	20.364	24.131	21.681	24.167	324.3							
6	1'34.378 *	20.335*	25.873*	23.690	24.480	325.8							
7	1'30.131	20.314	24.104	21.549	24.164	325.8							
8	1'32.798	20.259	24.141	23.740	24.658	327.4							
Run #	2	Front Tyre	Slick-Hard	Rear Tyre	Slick-Soft								
		New Tyre		New Tyre									
9	11'28.410	22.260	25.176	21.827	24.603								
10	1'30.599	20.388	24.538	21.454	24.219	327.4							
11	1'30.394	20.261	24.403	21.546	24.184	327.4							
12	1'30.323	20.330	24.302	21.451	24.240	327.4							
13	1'40.875 P	22.495	26.311	22.875	29.194	327.4							
Run #	3	Front Tyre	Slick-Soft	Rear Tyre	Slick-Soft								
		New Tyre		New Tyre									
14	10'23.067	21.284	25.101	21.750	24.370								
15	1'30.378	20.263	24.366	21.468	24.281	327.4							
16	1'34.304 *	20.160	28.189*	21.727	24.228	327.4							
17	1'30.221 *	20.261	24.266	21.482	24.212*	327.4							
18	1'45.305 P	26.246*	27.228*	23.219*	28.612	237.1							
Run #	4	Front Tyre	Slick-Hard	Rear Tyre	Slick-Medium								
		8 Laps at start		New Tyre									
9	11'28.410	22.260	25.176	21.827	24.603								
10	1'30.599	20.388	24.538	21.454	24.219	327.4							
11	1'30.394	20.261	24.403	21.546	24.184	327.4							
12	1'30.323	20.330	24.302	21.451	24.240	327.4							
13	1'40.875 P	22.495	26.311	22.875	29.194	327.4							
Run #	5	Front Tyre	Slick-Soft	Rear Tyre	Slick-Soft								
		New Tyre		New Tyre									
14	10'23.067	21.284	25.101	21.750	24.370								
15	1'30.378	20.263	24.366	21.468	24.281	327.4							
16	1'34.304 *	20.160	28.189*	21.727	24.228	327.4							
17	1'30.221 *	20.261	24.266	21.482	24.212*	327.4							
18	1'45.305 P	26.246*	27.228*	23.219*	28.612	237.1							
Fastest Lap: Maverick VIÑALES Aprilia Racing SPA 1'29.142 20.027 24.052 21.252 23.811													

These data/results cannot be reproduced, stored and/or transmitted in whole or in part by any manner of electronic, mechanical, photocopying, recording, broadcasting or otherwise now known or herein after developed without the previous express consent by the copyright owner, except for reproduction in daily press and regular printed publications on sale to the public within 60 days of the event related to those data/results and always provided that copyright symbol appears together as follows below.
© DORNA, 2023



Practice

MotoGP

Lap	Lap Time	T1	T2	T3	T4	Speed	Lap	Lap Time	T1	T2	T3	T4	Speed
Run # 4	Front Tyre	Slick-Hard	Rear Tyre	Slick-Soft			7	8'45.774	23.585	28.316	23.451	25.058	
		New Tyre		New Tyre			8	1'31.778	20.648	24.888	21.961	24.281	322.8
19	8'44.983 P	20.019	24.817	21.544	24.135		9	1'30.840	20.392	24.500	21.732	24.216	322.8
20	1'29.775	20.210	24.093	21.386	24.086	325.8	10	1'30.524	20.326	24.376	21.734	24.088	322.8
21	1'37.632	20.205	24.241	28.228	24.958	328.9	11	1'30.549	20.366	24.367	21.692	24.124	324.3
22	1'30.235	20.230	24.215	21.610	24.180	328.9	12	1'30.621	20.367	24.342	21.663	24.249	325.8
23	2'04.279 P	37.045	31.723*	24.828	30.683	325.8	13	1'38.338 P	21.552	26.361	22.833	27.592	324.3

15th 1 **Francesco BAGNAIA** DUCATI ITA
Ducati Lenovo Team

Runs=5 Total laps=21 Full laps=12 Valid laps=9

Run #	Front Tyre	Slick-Hard	Rear Tyre	Slick-Soft	
		New Tyre		New Tyre	
1	2'29.158	22.206	26.142	22.466	24.684
2	1'31.741	20.727	24.846	21.761	24.407 327.4
3	1'30.779	20.395	24.467	21.568	24.349 322.8
4	1'34.321 *	21.675*	25.342	22.334*	24.970* 319.8
5	1'31.228	20.643	24.554	21.653	24.378 328.9
6	1'36.226 P	21.326*	25.088	21.866	27.946 327.4

Run #	Front Tyre	Slick-Hard	Rear Tyre	Slick-Medium	
		6 Laps at start		New Tyre	
7	9'37.163	21.964	25.348	21.828	24.168
8	1'30.562	20.365	24.511	21.481	24.205 327.4
9	1'30.404	20.401	24.295	21.508	24.200 328.9
10	1'34.254 P	20.357	24.316	21.602	27.979 328.9

Run #	Front Tyre	Slick-Hard	Rear Tyre	Slick-Medium	
		10 Laps at start		4 Laps at start	
11	9'09.730	23.222	25.395	21.906	24.364
12	1'30.773	20.479	24.432	21.516	24.346 327.4
13	1'30.649	20.438	24.373	21.581	24.257 328.9
14	1'34.368 P	20.411	24.405	21.696	27.856 328.9

Run #	Front Tyre	Slick-Soft	Rear Tyre	Slick-Soft	
		New Tyre		New Tyre	
15	12'01.351	21.007	25.805	22.018	24.501
16	1'30.256	20.379	24.376	21.345	24.156 330.5
17	1'33.714 P	20.353	24.258	21.375	27.728 330.5

Run #	Front Tyre	Slick-Soft	Rear Tyre	Slick-Soft	
		3 Laps at start		New Tyre	
18	4'50.844	23.672	25.412	35.682	25.158
19	1'31.600 *	20.508	24.588*	21.674	24.830 333.7
20	1'29.801	20.262	24.149	21.393	23.997 332.1
21	1'36.128 *	20.427	27.012*	23.366	25.323 333.7

16th 30 **Takaaki NAKAGAMI** HONDA JPN
LCR Honda IDEMITSU

Runs=6 Total laps=24 Full laps=14 Valid laps=12

Run #	Front Tyre	Slick-Medium	Rear Tyre	Slick-Medium	
		New Tyre		New Tyre	
1	1'54.817	22.423	26.751	24.335	27.227
2	1'33.555	21.634	25.140	22.098	24.683 318.3
3	1'31.226	20.543	24.526	21.853	24.304 324.3
4	1'30.726	20.374	24.402	21.737	24.213 322.8
5	1'34.180	21.875	25.342	22.496	24.467 322.8
6	1'41.523 P	21.892	26.456	24.904	28.271 322.8

Run #	Front Tyre	Slick-Medium	Rear Tyre	Slick-Medium	
		6 Laps at start		6 Laps at start	

Run # 3 Front Tyre Slick-Hard Rear Tyre Slick-Soft
New Tyre New Tyre

14	7'42.455	23.783	26.503	23.017	25.073
15	1'38.189 P	21.598	25.568	22.764	28.259 305.6

Run # 4 Front Tyre Slick-Medium Rear Tyre Slick-Soft
New Tyre New Tyre

16	9'56.688 P	22.578	28.518*	24.611*	30.469
----	------------	--------	---------	---------	--------

Run # 5 Front Tyre Slick-Medium Rear Tyre Slick-Soft
1 Laps at start 1 Laps at start

17	3'14.720 P	20.766	25.536	22.295	24.450
18	1'30.249	20.227	24.382	21.637	24.003 324.3
19	1'30.176	20.251	24.293	21.575	24.057 325.8
20	1'36.185 P	21.404	25.211	22.463	27.107 322.8

Run # 6 Front Tyre Slick-Medium Rear Tyre Slick-Soft
5 Laps at start New Tyre

21	3'05.125	22.624	25.972	24.856	24.627
22	1'31.818 *	20.313	25.043*	22.123	24.339 325.8
23	1'30.002	20.189	24.175	21.523	24.115 325.8
24	1'37.305 *	24.402*	25.360	22.488	25.055 325.8

17th 10 **Luca MARINI** DUCATI ITA
Mooney VR46 Racing Team

Runs=5 Total laps=27 Full laps=18 Valid laps=17

Run # 1 Front Tyre Slick-Hard Rear Tyre Slick-Medium
New Tyre New Tyre

1	2'30.386	22.152	26.226	22.625	24.973
2	1'31.445	20.479	24.943	21.732	24.291 325.8
3	1'31.434	20.514	24.914	21.828	24.178 327.4
4	1'33.242 *	20.737*	25.022	22.376*	25.107* 325.8
5	1'30.948	20.358	24.637	21.677	24.276 328.9
6	1'33.122 *	21.608*	24.939	21.830	24.745 330.5
7	1'30.692	20.228	24.586	21.640	24.238 327.4
8	1'34.045	21.575	25.588	22.197	24.685 327.4
9	1'31.918	20.345	25.264	21.906	24.403 325.8
10	1'30.610	20.244	24.458	21.676	24.232 327.4
11	1'30.343	20.167	24.447	21.535	24.194 327.4
12	1'45.834 P	22.942	26.976	23.396	32.520 327.4

Run # 2 Front Tyre Slick-Hard Rear Tyre Slick-Soft
12 Laps at start New Tyre

13	7'51.460	21.834	26.030	22.351	24.907
14	1'39.062	24.321	25.641	24.185	24.915 327.4
15	1'34.205	23.157	24.966	21.828	24.254 330.5
16	1'30.469	20.183	24.391	21.628	24.267 327.4
17	1'34.026	22.626	25.097	21.902	24.401 327.4
18	1'30.470	20.226	24.502	21.543	24.199 327.4
19	1'46.879 P	24.793	28.688	23.921	29.477 327.4

Fastest Lap: Maverick VIÑALES Aprilia Racing SPA 1'29.142 20.027 24.052 21.252 23.811

These data/results cannot be reproduced, stored and/or transmitted in whole or in part by any manner of electronic, mechanical, photocopying, recording, broadcasting or otherwise now known or herein after developed without the previous express consent by the copyright owner, except for reproduction in daily press and regular printed publications on sale to the public within 60 days of the event related to those data/results and always provided that copyright symbol appears together as follows below.
© DORNA, 2023



Practice

MotoGP

Lap	Lap Time	T1	T2	T3	T4	Speed
Run # 3	Front Tyre Slick-Medium		Rear Tyre Slick-Soft			
7 Laps at start						
20	4'34.981	21.863	25.908	22.207	24.566	
21	1'36.608	P 20.437	24.832	21.878	29.461	325.8
Run # 4	Front Tyre Slick-Medium		Rear Tyre Slick-Soft			
New Tyre						
22	7'06.707	20.648	25.474	22.159	24.841	
23	1'30.386	20.277	24.472	21.527	24.110	330.5
unfinished						
330.5						
Run # 5	Front Tyre Slick-Soft		Rear Tyre Slick-Soft			
New Tyre						
24	1'35.443	* 22.098*	25.515	23.279	24.551	
25	1'36.562	* 20.510	25.078*	25.038	25.936	327.4
26	1'33.269	22.482	24.832	21.686	24.269	330.5
27	1'30.889	20.277	24.424	21.535	24.653	330.5

18th 37 **Augusto FERNANDEZ** KTM SPA
 GASGAS Factory Racing Tech3
 Runs=6 Total laps=24 Full laps=14 Valid laps=14

Run #	Front Tyre	Slick-Hard	Rear Tyre	Slick-Soft
New Tyre				
1	2'00.101	22.441	26.709	26.686
2	1'32.046	20.871	24.954	21.854
3	1'31.271	20.488	24.773	21.692
unfinished				
20.433 24.477 21.692 322.8				
Run # 2	Front Tyre Slick-Medium		Rear Tyre Slick-Soft	
5 Laps at start				
4	1'37.324	24.061	26.304	22.313
5	1'31.595	20.670	24.913	21.778
6	1'34.723	22.498	25.390	21.986
7	1'31.556	20.618	24.625	21.750
8	1'30.971	20.513	24.533	21.618
9	1'39.968	P 23.421	26.176	22.089
28.282 324.3				
Run # 3	Front Tyre Slick-Hard		Rear Tyre Slick-Soft	
3 Laps at start				
10	6'33.280	22.992	26.045	22.106
11	1'31.303	20.735	24.655	21.594
12	1'30.445	20.310	24.473	21.486
13	1'30.622	20.370	24.490	21.514
14	1'30.648	20.397	24.393	21.551
15	1'36.857	P 20.529	25.504	22.901
27.923 322.8				
Run # 4	Front Tyre Slick-Hard		Rear Tyre Slick-Soft	
New Tyre				
16	6'49.472	P 24.933	28.700*	23.891*
31.733				
Run # 5	Front Tyre Slick-Hard		Rear Tyre Slick-Soft	
1 Laps at start				
17	3'04.080	P 20.841	25.748	22.009
18	1'32.123	20.419	24.459	22.278
19	1'31.247	* 20.666*	24.373	21.513
20	1'33.665	P 20.412	24.345	21.974
26.934 322.8				
Run # 6	Front Tyre Slick-Hard		Rear Tyre Slick-Soft	
5 Laps at start				
21	3'02.072	22.360	26.281	25.391
22	1'31.707	* 20.358	24.577*	21.550
23	1'30.586	20.291	24.555	21.574
24.166 328.9				

Lap	Lap Time	T1	T2	T3	T4	Speed
24	1'34.537	* 20.655	26.144*	22.181	25.557	325.8
19th 42	Alex RINS		HONDA		SPA	
LCR Honda CASTROL						
Runs=5 Total laps=18 Full laps=10 Valid laps=10						
Run # 1	Front Tyre Slick-Hard		Rear Tyre Slick-Soft			
New Tyre						
1	2'02.355	22.735	27.395	23.059	25.100	
2	1'31.782	20.651	24.927	21.811	24.393	325.8
3	1'30.958	20.381	24.589	21.780	24.208	328.9
4	1'31.603	* 20.354	24.698	22.085*	24.466	330.5
5	1'30.717	20.372	24.438	21.691	24.216	324.3
unfinished						
325.8						
Run # 2	Front Tyre Slick-Medium		Rear Tyre Slick-Medium			
New Tyre						
6	1'39.415	* 23.165*	27.264	23.381	25.605	
7	1'38.132	21.148	25.938	23.144	27.902	322.8
8	1'33.926	21.070	25.604	22.344	24.908	325.8
9	1'33.508	21.501	25.249	22.150	24.608	321.3
10	1'44.562	P 20.525	24.711	27.750	31.576	325.8
Run # 3	Front Tyre Slick-Soft		Rear Tyre Slick-Soft			
New Tyre						
11	9'07.762	P 24.544	29.637*	23.850*	30.492	
Run # 4	Front Tyre Slick-Soft		Rear Tyre Slick-Soft			
1 Laps at start						
12	2'48.727	P 25.990	27.357	22.167	24.460	
13	1'40.710	27.152	25.821	22.568	25.169	327.4
14	1'42.439	P 22.271	26.639	22.777	30.752	327.4
Run # 5	Front Tyre Slick-Soft		Rear Tyre Slick-Soft			
4 Laps at start						
15	4'22.299	21.868	25.576	24.937	24.688	
16	1'31.778	* 20.325	24.890*	22.141	24.422	328.9
17	1'30.464	20.240	24.352	21.600	24.272	330.5
18	1'39.641	20.339	24.483	29.598	25.221	327.4
20th 32	Lorenzo SAVADORI		APRILIA		ITA	
Aprilia Racing						
Runs=6 Total laps=24 Full laps=14 Valid laps=12						
Run # 1	Front Tyre Slick-Hard		Rear Tyre Slick-Medium			
New Tyre						
1	2'02.857	21.869	25.737	25.467	29.494	
2	1'31.974	20.737	24.836	21.894	24.507	322.8
3	1'31.327	20.575	24.511	21.749	24.492	325.8
4	1'41.878	* 23.480	26.360	24.581*	27.457*	324.3
5	1'46.994	P 21.530	28.180	25.646	31.638	321.3
Run # 2	Front Tyre Slick-Hard		Rear Tyre Slick-Medium			
5 Laps at start						
6	6'48.794	26.125	25.718	22.326	24.910	
7	1'33.685	* 20.578	24.754	22.054	26.299*	325.8
8	1'34.606	20.689	24.826	24.033	25.058	321.3
9	1'32.220	20.717	24.737	22.070	24.696	325.8
10	1'43.229	P 24.144	26.956	22.604	29.525	324.3
Run # 3	Front Tyre Slick-Hard		Rear Tyre Slick-Soft			
10 Laps at start						
11	8'27.075	26.266	29.709	23.422	25.321	
12	1'32.796	21.109	24.985	21.952	24.750	318.3

Fastest Lap: Maverick VIÑALES Aprilia Racing SPA **1'29.142** 20.027 24.052 21.252 23.811

These data/results cannot be reproduced, stored and/or transmitted in whole or in part by any manner of electronic, mechanical, photocopying, recording, broadcasting or otherwise now known or herein after developed without the previous express consent by the copyright owner, except for reproduction in daily press and regular printed publications on sale to the public within 60 days of the event related to those data/results and always provided that copyright symbol appears together as follows below.
 © DORNA, 2023



Practice

MotoGP

Lap	Lap Time	T1	T2	T3	T4	Speed	Lap	Lap Time	T1	T2	T3	T4	Speed
13	1'36.848	20.700	25.253	23.587	27.308	324.3							
14	1'34.610	21.746	25.607	22.454	24.803	322.8							
15	1'32.000	20.836	24.590	21.864	24.710	327.4							
16	1'42.638	P 22.878	26.168	24.717	28.875	321.3							
Run # 4	Front Tyre	Slick-Hard	Rear Tyre	Slick-Soft									
		New Tyre		New Tyre									
17	8'23.831	P 38.872	35.171*	25.523*	31.301								
Run # 5	Front Tyre	Slick-Hard	Rear Tyre	Slick-Soft									
		1 Laps at start		1 Laps at start									
18	3'41.776	P 22.125	25.416	22.066	24.847								
19	1'31.109	20.515	24.459	21.731	24.404	328.9							
20	1'46.524	P 27.118	25.839	22.941	30.626	327.4							
Run # 6	Front Tyre	Slick-Hard	Rear Tyre	Slick-Soft									
		4 Laps at start		New Tyre									
21	5'31.181	20.738	25.076	22.238	24.466								
22	1'33.918	20.351	24.422	23.363	25.782	327.4							
23	1'30.795	20.427	24.265	21.684	24.419	327.4							
24	1'45.304	25.841	26.768	27.431	25.264	324.3							

21st 44 **Pol ESPARGARO** KTM SPA
 GASGAS Factory Racing Tech3
 Runs=5 Total laps=22 Full laps=13 Valid laps=9

Run #	Front Tyre	Slick-Hard	Rear Tyre	Slick-Soft									
		New Tyre		New Tyre									
1	2'00.659	21.933	26.899	26.326	26.871								
2	1'32.801	20.972	25.072	22.083	24.674	328.9							
3	1'31.244	20.515	24.553	21.746	24.430	328.9							
4	1'35.728	* 20.494	26.447	23.926*	24.861*	328.9							
5	1'38.155	20.879	25.202	22.723	29.351	328.9							
6	1'34.341	* 21.981*	25.194	22.173	24.993	327.4							
7	1'30.940	20.525	24.422	21.694	24.299	330.5							
8	1'43.901	P 25.269	28.029	22.511	28.092	328.9							
Run # 2	Front Tyre	Slick-Hard	Rear Tyre	Slick-Soft									
		8 Laps at start		8 Laps at start									
9	8'01.934	20.820	25.686	22.596	25.094								
10	1'37.798	22.424	26.113	22.719	26.542	325.8							
11	1'35.512	21.607	25.188	22.192	26.525	327.4							
12	1'31.779	20.553	24.681	21.994	24.551	327.4							
13	1'44.461	P 22.603	26.293	26.600	28.965	327.4							
Run # 3	Front Tyre	Slick-Hard	Rear Tyre	Slick-Medium									
		13 Laps at start		5 Laps at start									
14	6'10.667	21.504	26.227	22.662	24.749								
15	1'31.994	20.546	24.721	22.011	24.716	327.4							
16	1'33.707	P 20.288	24.397	21.576	27.446	327.4							
Run # 4	Front Tyre	Slick-Hard	Rear Tyre	Slick-Soft									
		New Tyre		New Tyre									
17	13'18.589	20.570	25.495	22.264	24.905								
18	1'36.500	20.552	24.474	22.016	29.458	330.5							
19	1'33.368	P 20.284	24.205	21.582	27.297	330.5							
Run # 5	Front Tyre	Slick-Hard	Rear Tyre	Slick-Soft									
		3 Laps at start		New Tyre									
20	4'35.338	24.628	25.237	26.754	25.034								
21	1'31.796	* 20.183	24.882*	22.157	24.574	332.1							
22	1'30.073	* 20.258	24.208*	21.553	24.054	330.5							
	unfinished	20.364				332.1							

Fastest Lap: Maverick VIÑALES Aprilia Racing SPA **1'29.142** 20.027 24.052 21.252 23.811

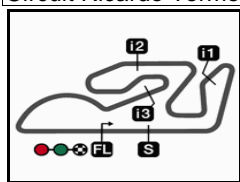
These data/results cannot be reproduced, stored and/or transmitted in whole or in part by any manner of electronic, mechanical, photocopying, recording, broadcasting or otherwise now known or herein after developed without the previous express consent by the copyright owner, except for reproduction in daily press and regular printed publications on sale to the public within 60 days of the event related to those data/results and always provided that copyright symbol appears together as follows below.
 © DORNA, 2023

Official MotoGP Timing by TISSOT
 www.motogp.com

Cheste, Friday, November 24, 2023

Page 8 of 8





4005 m.

GRAN PREMIO MOTUL DE LA COMUNITAT VALENCIANA

Practice

Best Partial Times

MotoGP™

IT Ideal Lap Time, sum of the best partial times

BT Best Lap Time

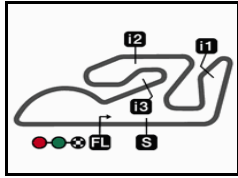
<i>T1</i>		<i>T2</i>		<i>T3</i>		<i>T4</i>				<i>IT</i>	<i>BT</i>	
Pos	Rider	Time	Rider	Time	Rider	Time	Rider	Time	Pos	Rider		
1	R.FERNANDEZ	19.987	J.MARTIN	23.906	J.MARTIN	21.222	M.BEZZECCHI	23.768	1	J.MARTIN	1'28.956	1'29.289 (2)
2	J.MARTIN	19.989	F.QUARTARARO	23.921	M.VIÑALES	21.252	J.ZARCO	23.787	2	M.VIÑALES	1'29.120	1'29.142 (1)
3	M.MARQUEZ	19.993	F.DI GIANNANTO	23.955	M.MARQUEZ	21.275	M.VIÑALES	23.811	3	J.ZARCO	1'29.190	1'29.296 (3)
4	B.BINDER	20.020	J.ZARCO	24.023	B.BINDER	21.305	B.BINDER	23.823	4	M.MARQUEZ	1'29.235	1'29.459 (7)
5	M.VIÑALES	20.025	M.VIÑALES	24.032	J.ZARCO	21.322	J.MARTIN	23.839	5	F.DI GIANNAN	1'29.240	1'29.395 (4)
6	E.BASTIANINI	20.031	R.FERNANDEZ	24.040	A.ESPARGARO	21.324	F.DI GIANNANTO	23.860	6	B.BINDER	1'29.252	1'29.402 (6)
7	J.ZARCO	20.058	A.MARQUEZ	24.071	F.DI GIANNANTO	21.330	A.ESPARGARO	23.892	7	M.BEZZECCHI	1'29.275	1'29.396 (5)
8	M.BEZZECCHI	20.064	M.MARQUEZ	24.072	E.BASTIANINI	21.332	M.MARQUEZ	23.895	8	F.QUARTARAR	1'29.434	1'29.615 (13)
9	A.MARQUEZ	20.073	J.MILLER	24.089	J.MILLER	21.342	E.BASTIANINI	23.901	9	A.MARQUEZ	1'29.439	1'29.614 (12)
10	J.MILLER	20.088	F.MORBIDELLI	24.093	F.BAGNAIA	21.345	A.MARQUEZ	23.942	10	E.BASTIANINI	1'29.462	1'29.573 (11)
11	F.DI GIANNANTO	20.095	M.BEZZECCHI	24.093	F.QUARTARARO	21.349	J.MILLER	23.955	11	R.FERNANDEZ	1'29.470	1'29.470 (8)
12	F.MORBIDELLI	20.160	B.BINDER	24.104	M.BEZZECCHI	21.350	R.FERNANDEZ	23.987	12	J.MILLER	1'29.474	1'29.481 (9)
13	L.MARINI	20.167	A.ESPARGARO	24.131	A.MARQUEZ	21.353	F.QUARTARARO	23.992	13	A.ESPARGAR	1'29.571	1'29.571 (10)
14	F.QUARTARARO	20.172	F.BAGNAIA	24.149	F.MORBIDELLI	21.386	F.BAGNAIA	23.997	14	F.MORBIDELLI	1'29.725	1'29.775 (14)
15	P.ESPARGARO	20.183	T.NAKAGAMI	24.175	R.FERNANDEZ	21.456	T.NAKAGAMI	24.003	15	F.BAGNAIA	1'29.753	1'29.801 (15)
16	T.NAKAGAMI	20.189	E.BASTIANINI	24.198	A.FERNANDEZ	21.486	P.ESPARGARO	24.054	16	T.NAKAGAMI	1'29.890	1'30.002 (16)
17	A.ESPARGARO	20.224	P.ESPARGARO	24.205	T.NAKAGAMI	21.523	F.MORBIDELLI	24.086	17	P.ESPARGAR	1'29.995	1'30.940 (21)
18	A.RINS	20.240	L.SAVADORI	24.265	L.MARINI	21.527	L.MARINI	24.110	18	L.MARINI	1'30.195	1'30.343 (17)
19	F.BAGNAIA	20.262	A.FERNANDEZ	24.345	P.ESPARGARO	21.553	A.FERNANDEZ	24.166	19	A.FERNANDEZ	1'30.288	1'30.445 (18)
20	A.FERNANDEZ	20.291	A.RINS	24.352	A.RINS	21.600	A.RINS	24.208	20	A.RINS	1'30.400	1'30.464 (19)
21	L.SAVADORI	20.351	L.MARINI	24.391	L.SAVADORI	21.684	L.SAVADORI	24.404	21	L.SAVADORI	1'30.704	1'30.795 (20)

These data/results cannot be reproduced, stored and/or transmitted in whole or in part by any manner of electronic, mechanical, photocopying, recording, broadcasting or otherwise now known or herein after developed without the previous express consent by the copyright owner, except for reproduction in daily press and regular printed publications on sale to the public within 60 days of the event related to those data/results and always provided that copyright symbol appears together as follows below.

© DORNA, 2023

Official MotoGP Timing by **TISSOT**
www.motogp.com






4005 m.

GRAN PREMIO MOTUL DE LA COMUNITAT VALENCIANA

Practice

Fastest Laps Sequence

<i>Practice Time</i>	 <i>Rider</i>	<i>Nation</i>	<i>Motorcycle</i>	<i>Time</i>	<i>Km/h</i>	<i>Rider's Lap</i>
3'08.800	49 Fabio DI GIANNANTONI	ITA	DUCATI	1'31.046	158.3	2
4'38.876	49 Fabio DI GIANNANTONI	ITA	DUCATI	1'30.076	160.0	3
6'08.800	49 Fabio DI GIANNANTONI	ITA	DUCATI	1'29.924	160.3	4
22'28.254	49 Fabio DI GIANNANTONI	ITA	DUCATI	1'29.805	160.5	10
34'03.078	93 Marc MARQUEZ	SPA	HONDA	1'29.465	161.1	16
35'50.377	89 Jorge MARTIN	SPA	DUCATI	1'29.464	161.1	16
36'44.916	12 Maverick VIÑALES	SPA	APRILIA	1'29.392	161.2	17
1:00'31.586	12 Maverick VIÑALES	SPA	APRILIA	1'29.142	161.7	25

These data/results cannot be reproduced, stored and/or transmitted in whole or in part by any manner of electronic, mechanical, photocopying, recording, broadcasting or otherwise now known or herein after developed without the previous express consent by the copyright owner, except for reproduction in daily press and regular printed publications on sale to the public within 60 days of the event related to those data/results and always provided that copyright symbol appears together as follows below.

© DORNA, 2023

Official MotoGP Timing by TISSOT
www.motogp.com

Cheste, Friday, November 24, 2023

