




GRANDE PRÉMIO TISSOT DE PORTUGAL
Free Practice Nr. 2
Classification

10

	Rider	Nation	Team	Motorcycle	Time	Lap	Total	Gap	Top Speed
1	12 Maverick VIÑALES	SPA	Aprilia Racing	APRILIA	1'38.720	11	13		343.9
2	31 Pedro ACOSTA	SPA	Red Bull GASGAS Tech3	KTM	1'39.015	11	14	0.295 0.295	342.8
3	41 Aleix ESPARGARO	SPA	Aprilia Racing	APRILIA	1'39.208	11	13	0.488 0.193	340.6
4	93 Marc MARQUEZ	SPA	Gresini Racing MotoGP	DUCATI	1'39.256	11	13	0.536 0.048	341.7
5	25 Raul FERNANDEZ	SPA	Trackhouse Racing	APRILIA	1'39.401	9	11	0.681 0.145	337.5
6	89 Jorge MARTIN	SPA	Prima Pramac Racing	DUCATI	1'39.444	14	14	0.724 0.043	345.0
7	1 Francesco BAGNAIA	ITA	Ducati Lenovo Team	DUCATI	1'39.450	9	13	0.730 0.006	346.1
8	20 Fabio QUARTARARO	FRA	Monster Energy Yamaha MotoGP	YAMAHA	1'39.483	3	13	0.763 0.033	341.7
9	72 Marc BEZZECCHI	ITA	Pertamina Enduro VR46 Racing Te	DUCATI	1'39.510	7	14	0.790 0.027	340.6
10	33 Brad BINDER	RSA	Red Bull KTM Factory Racing	KTM	1'39.523	9	13	0.803 0.013	346.1
11	42 Alex RINS	SPA	Monster Energy Yamaha MotoGP	YAMAHA	1'39.537	4	15	0.817 0.014	341.7
12	21 Franco MORBIDELLI	ITA	Prima Pramac Racing	DUCATI	1'39.543	10	11	0.823 0.006	339.6
13	30 Takaaki NAKAGAMI	JPN	IDEMITSU Honda LCR	HONDA	1'39.608	5	14	0.888 0.065	337.5
14	73 Alex MARQUEZ	SPA	Gresini Racing MotoGP	DUCATI	1'39.614	9	13	0.894 0.006	341.7
15	49 Fabio DI GIANNANTONIO	ITA	Pertamina Enduro VR46 Racing Te	DUCATI	1'39.615	9	11	0.895 0.001	340.6
16	23 Enea BASTIANINI	ITA	Ducati Lenovo Team	DUCATI	1'39.692	4	14	0.972 0.077	341.7
17	88 Miguel OLIVEIRA	POR	Trackhouse Racing	APRILIA	1'39.816	4	13	1.096 0.124	341.7
18	5 Johann ZARCO	FRA	CASTROL Honda LCR	HONDA	1'39.872	13	14	1.152 0.056	337.5
19	43 Jack MILLER	AUS	Red Bull KTM Factory Racing	KTM	1'39.922	4	14	1.202 0.050	345.0
20	37 Augusto FERNANDEZ	SPA	Red Bull GASGAS Tech3	KTM	1'40.083	5	14	1.363 0.161	341.7
21	36 Joan MIR	SPA	Repsol Honda Team	HONDA	1'40.244	9	13	1.524 0.161	338.5
22	10 Luca MARINI	ITA	Repsol Honda Team	HONDA	1'40.494	5	12	1.774 0.250	341.7

Practice condition: Dry
 Air: 20°
 Humidity: 59%
 Ground: 23°

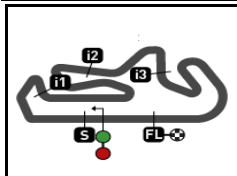
Fastest Lap:	Lap: 11	Maverick VIÑALES	1'38.720	167.4 Km/h
Best Race Lap:	2023	Aleix ESPARGARO	1'38.872	167.1 Km/h
All Time Lap Record:	2023	Marc MARQUEZ	1'37.226	170.0 Km/h

The results are provisional until the end of the limit for protest and appeals.

Time limit for protest expires 60' after publication of the results - Time:

These data/results cannot be reproduced, stored and/or transmitted in whole or in part by any manner of electronic, mechanical, photocopying, recording, broadcasting or otherwise now known or herein after developed without the previous express consent by the copyright owner, except for reproduction in daily press and regular printed publications on sale to the public within 60 days of the event related to those data/results and always provided that copyright symbol appears together as follows below.

© DORNA, 2024



4592 m.

GRANDE PRÉMIO TISSOT DE PORTUGAL

Free Practice Nr. 2

Top Speed & Average

12



Rider	Nation	Motorcycle	Top 5 speeds					Average	Top
1 Francesco BAGNAIA	ITA	DUCATI	346.1	342.8	341.7	340.6	340.6	342.1	346.1
33 Brad BINDER	RSA	KTM	346.1	342.8	342.8	342.8	340.6	342.3	346.1
43 Jack MILLER	AUS	KTM	345.0	342.8	342.8	342.8	341.7	343.0	345.0
89 Jorge MARTIN	SPA	DUCATI	345.0	341.7	341.7	341.7	340.6	341.7	345.0
12 Maverick VIÑALES	SPA	APRILIA	343.9	342.8	341.7	341.7	340.6	342.1	343.9
31 Pedro ACOSTA	SPA	KTM	342.8	342.8	342.8	341.7	340.6	342.1	342.8
10 Luca MARINI	ITA	HONDA	341.7	341.7	340.6	340.6	339.6	340.6	341.7
20 Fabio QUARTARARO	FRA	YAMAHA	341.7	339.6	339.6	338.5	338.5	339.1	341.7
23 Enea BASTIANINI	ITA	DUCATI	341.7	341.7	340.6	339.6	339.6	340.6	341.7
37 Augusto FERNANDEZ	SPA	KTM	341.7	340.6	338.5	336.4	336.4	338.7	341.7
42 Alex RINS	SPA	YAMAHA	341.7	337.5	336.4	336.4	336.4	337.7	341.7
73 Alex MARQUEZ	SPA	DUCATI	341.7	339.6	338.5	338.5	337.5	339.2	341.7
88 Miguel OLIVEIRA	POR	APRILIA	341.7	338.5	338.5	337.5	337.5	338.7	341.7
93 Marc MARQUEZ	SPA	DUCATI	341.7	340.6	339.6	339.6	339.6	340.2	341.7
41 Aleix ESPARGARO	SPA	APRILIA	340.6	338.5	338.5	338.5	337.5	338.1	340.6
49 Fabio DI GIANNANTONIO	ITA	DUCATI	340.6	339.6	338.5	338.5	338.5	339.1	340.6
72 Marco BEZZECCHI	ITA	DUCATI	340.6	340.6	339.6	338.5	337.5	338.7	340.6
21 Franco MORBIDELLI	ITA	DUCATI	339.6	338.5	337.5	336.4	336.4	337.7	339.6
36 Joan MIR	SPA	HONDA	338.5	337.5	337.5	336.4	335.4	336.8	338.5
5 Johann ZARCO	FRA	HONDA	337.5	337.5	337.5	336.4	336.4	337.0	337.5
25 Raul FERNANDEZ	SPA	APRILIA	337.5	337.5	336.4	336.4	336.4	336.8	337.5
30 Takaaki NAKAGAMI	JPN	HONDA	337.5	336.4	335.4	334.3	333.3	334.8	337.5

These data/results cannot be reproduced, stored and/or transmitted in whole or in part by any manner of electronic, mechanical, photocopying, recording, broadcasting or otherwise now known or herein after developed without the previous express consent by the copyright owner, except for reproduction in daily press and regular printed publications on sale to the public within 60 days of the event related to those data/results and always provided that copyright symbol appears together as follows below.

© DORNA, 2024



GRANDE PRÉMIO TISSOT DE PORTUGAL

Free Practice Nr. 2

Chronological Analysis of Performances

13

* Lap / Sector time cancelled T1 Time from finish line to 1st intermediate T3 Time from 2nd intermed. to 3rd intermed.
P Crossing the finish line in pit lane T2 Time from 1st intermed. to 2nd intermed. T4 Time from 3rd intermediate to finish line
**Tyre data subject to further updates

Lap	Lap Time	T1	T2	T3	T4	Speed	Lap	Lap Time	T1	T2	T3	T4	Speed		
1st	12	Maverick VIÑALES		APRILIA	SPA		Run # 1	Front Tyre Slick-Medium		Rear Tyre Slick-Soft					
		Aprilia Racing						3 Laps at start		3 Laps at start					
		Runs=2 Total laps=13 Full laps=10 Valid laps=10					1	2'22.906	21.535	34.394	16.236	32.849			
		Run # 1		Front Tyre Slick-Medium		Rear Tyre Slick-Soft									
				New Tyre		3 Laps at start									
	1	2'33.267	21.650	34.072	16.018	32.340	2	1'41.198	21.134	32.543	15.393	32.128	337.5		
	2	1'40.379	20.950	32.265	15.339	31.825	3	1'40.242	20.906	32.136	15.316	31.884	337.5		
	3	1'41.820	21.009	32.753	15.856	32.202	4	1'43.846	23.571	32.757	15.398	32.120	340.6		
	4	1'39.587	20.761	31.803	15.210	31.813	5	1'46.990	20.880	35.149	15.970	34.991	338.5		
	5	1'39.480	20.754	31.784	15.164	31.778	6	1'43.098	23.061	32.411	15.463	32.163	337.5		
	6	1'39.455	20.786	31.767	15.185	31.717	7	2'08.457 P	21.183	40.805	16.384	50.085	336.4		
	7	1'42.369	20.727	33.607	15.824	32.211	Run # 2		Front Tyre Slick-Hard		Rear Tyre Slick-Soft				
	8	2'02.122 P	22.067	33.872	15.883	50.300			13 Laps at start		3 Laps at start				
		Run # 2		Front Tyre Slick-Soft		Rear Tyre Slick-Soft									
				3 Laps at start		2 Laps at start									
	9	8'58.071	21.523	35.248	17.180	34.162	8	8'54.191	23.173	33.947	15.770	32.606			
	10	1'41.613	22.316	32.289	15.275	31.733	9	1'42.349	22.620	32.307	15.391	32.031	337.5		
	11	1'38.720	20.643	31.532	15.063	31.482	10	1'39.514	20.860	31.802	15.182	31.670	337.5		
	12	1'42.981	20.588	34.868	15.501	32.024	11	1'39.208	20.753	31.655	15.068	31.732	338.5		
	13	1'41.484	20.793	32.637	15.879	32.175	12	1'44.810	24.565	32.842	15.400	32.003	338.5		
							13	1'40.109	20.911	32.033	15.293	31.872	337.5		
4th	93	Marc MARQUEZ		DUCATI	SPA		Run # 1	Front Tyre Slick-Medium		Rear Tyre Slick-Soft					
		Gresini Racing MotoGP						4 Laps at start		3 Laps at start					
		Runs=2 Total laps=13 Full laps=10 Valid laps=10					1	1'51.984	21.487	34.808	16.374	33.148			
		Run # 1		Front Tyre Slick-Medium		Rear Tyre Slick-Soft									
				New Tyre		4 Laps at start									
	2	1'41.585	21.089	32.542	15.633	32.321	2	1'41.585	21.089	32.542	15.633	32.321	337.5		
	3	1'40.314	20.797	31.967	15.158	32.392	3	1'40.314	20.797	31.967	15.158	32.392	338.5		
	4	1'39.812	20.815	31.874	15.146	31.977	4	1'39.812	20.815	31.874	15.146	31.977	339.6		
	5	1'39.658	20.774	31.675	15.177	32.032	5	1'39.658	20.774	31.675	15.177	32.032	338.5		
	6	1'39.365	20.702	31.615	15.113	31.935	6	1'39.365	20.702	31.615	15.113	31.935	338.5		
	7	2'02.652 P	23.184	33.808	16.005	49.655	7	2'02.652 P	23.184	33.808	16.005	49.655	339.6		
		Run # 2		Front Tyre Slick-Medium		Rear Tyre Slick-Soft									
				11 Laps at start		10 Laps at start									
	8	9'36.434	23.211	34.406	16.572	32.643	8	9'36.434	23.211	34.406	16.572	32.643			
	9	1'45.452	20.987	32.758	19.355	32.352	9	1'45.452	20.987	32.758	19.355	32.352	338.5		
	10	1'39.767	20.859	31.914	15.104	31.890	10	1'39.767	20.859	31.914	15.104	31.890	341.7		
	11	1'39.256	20.695	31.662	15.095	31.804	11	1'39.256	20.695	31.662	15.095	31.804	340.6		
	12	1'41.704	20.775	33.845	15.156	31.928	12	1'41.704	20.775	33.845	15.156	31.928	339.6		
	13	1'39.441	20.831	31.632	15.086	31.892	13	1'39.441	20.831	31.632	15.086	31.892	338.5		
5th	25	Raul FERNANDEZ		APRILIA	SPA		Run # 1	Front Tyre Slick-Medium		Rear Tyre Slick-Soft					
		Trackhouse Racing						New Tyre		7 Laps at start					
		Runs=2 Total laps=11 Full laps=7 Valid laps=7					1	2'42.708	21.962	34.820	16.177	32.996			
		Run # 1		Front Tyre Slick-Medium		Rear Tyre Slick-Soft									
				New Tyre		7 Laps at start									

Fastest Lap:	Maverick VIÑALES	Aprilia Racing	SPA	1'38.720	20.643	31.532	15.063	31.482
---------------------	------------------	----------------	-----	----------	--------	--------	--------	--------

These data/results cannot be reproduced, stored and/or transmitted in whole or in part by any manner of electronic, mechanical, photocopying, recording, broadcasting or otherwise now known or herein after developed without the previous express consent by the copyright owner, except for reproduction in daily press and regular printed publications on sale to the public within 60 days of the event related to those data/results and always provided that copyright symbol appears together as follows below.
© DORNA, 2024



Free Practice Nr. 2

MotoGP

Lap	Lap Time	T1	T2	T3	T4	Speed	Lap	Lap Time	T1	T2	T3	T4	Speed		
2	1'41.503	21.528	32.665	15.306	32.004	333.3	8th 20 Fabio QUARTARARO YAMAHA FRA Monster Energy Yamaha MotoGP Team Runs=2 Total laps=13 Full laps=9 Valid laps=9	Run # 1 Front Tyre Slick-Medium Rear Tyre Slick-Soft 12 Laps at start 3 Laps at start	1	2'57.117	22.944	34.746	16.057	32.700	
3	1'40.197	21.011	32.011	15.292	31.883	336.4			2	1'40.085	20.929	32.127	15.206	31.823	335.4
4	1'41.196	21.144	32.328	15.338	32.386	336.4			3	1'39.483	20.802	31.696	15.149	31.836	338.5
5	1'40.219	20.960	32.012	15.166	32.081	336.4			4	1'39.984	20.993	31.820	15.235	31.936	338.5
6	2'03.237 P	24.611	32.993	15.722	49.911	336.4			5	1'40.008	20.902	31.895	15.196	32.015	338.5
Run # 2	Front Tyre Slick-Medium Rear Tyre Slick-Soft	6 Laps at start		3 Laps at start					6	1'40.203	20.965	31.920	15.191	32.127	338.5
7	8'17.036	22.149	34.098	15.760	32.408				7	2'04.486 P	23.862	34.385	16.134	50.105	338.5
8	1'39.675	20.849	31.917	15.062	31.847	335.4	6th 89 Jorge MARTIN DUCATI SPA Prima Pramac Racing Runs=2 Total laps=14 Full laps=11 Valid laps=11	Run # 2 Front Tyre Slick-Medium Rear Tyre Slick-Medium 8 Laps at start New Tyre	8	6'54.283	25.109	33.734	15.853	32.326	
9	1'39.401	20.827	31.779	15.061	31.734	335.4			9	1'40.151	20.895	32.031	15.241	31.984	337.5
10	1'53.442	30.629	35.067	15.465	32.281	337.5			10	1'39.882	20.869	31.970	15.164	31.879	339.6
11	1'59.094 P	21.013	32.036	15.149	50.896	337.5			11	1'39.816	20.962	31.870	15.213	31.771	341.7
Run # 1	Front Tyre Slick-Medium Rear Tyre Slick-Soft	10 Laps at start		3 Laps at start					12	1'39.591	20.889	31.753	15.147	31.802	339.6
1	2'26.241	21.784	33.940	15.855	32.617				13	2'12.482 P	20.774	40.563	19.032	52.113	338.5
2	1'40.548	21.095	32.229	15.306	31.918	334.3									
3	1'39.647	20.859	31.873	15.127	31.788	340.6	9th 72 Marco BEZZECCHI DUCATI ITA Pertamina Enduro VR46 Racing Team Runs=3 Total laps=14 Full laps=9 Valid laps=9	Run # 1 Front Tyre Slick-Medium Rear Tyre Slick-Soft 14 Laps at start 4 Laps at start	1	1'56.071	22.402	35.444	16.396	33.321	
4	1'39.657	20.760	31.824	15.215	31.858	341.7			2	1'41.526	21.132	32.784	15.439	32.171	336.4
5	1'39.886	20.982	31.841	15.174	31.889	340.6			3	1'58.306 P	20.774	32.182	15.199	50.151	340.6
6	1'39.812	20.873	31.890	15.220	31.829	341.7			Run # 2	Front Tyre Slick-Medium Rear Tyre Slick-Soft	New Tyre		New Tyre		
7	1'43.131	20.859	34.147	15.683	32.442	340.6			4	2'22.152	23.066	34.304	17.836	32.777	
8	1'39.727	20.717	32.005	15.168	31.837	339.6			5	1'39.862	20.829	31.954	15.170	31.909	337.5
9	2'02.453 P	22.256	33.907	15.857	50.433	335.4			6	1'39.653	20.759	31.973	15.108	31.813	339.6
10	7'24.382	23.779	33.894	16.028	32.623		7th 1 Francesco BAGNAIA DUCATI ITA Ducati Lenovo Team Runs=2 Total laps=13 Full laps=9 Valid laps=9	Run # 3 Front Tyre Slick-Medium Rear Tyre Slick-Soft 7 Laps at start 7 Laps at start	7	1'39.510	20.755	31.762	15.172	31.821	340.6
11	1'40.659	20.922	32.426	15.299	32.012	337.5			8	1'39.658	20.621	31.926	15.229	31.882	337.5
12	1'41.718	20.819	31.736	17.087	32.076	341.7			9	1'39.516	20.599	31.856	15.174	31.887	337.5
13	1'39.509	20.706	31.792	15.142	31.869	345.0			10	2'04.044 P	23.088	33.121	16.201	51.634	337.5
14	1'39.444	20.723	31.757	15.160	31.804	337.5			Run # 1	Front Tyre Slick-Medium Rear Tyre Slick-Soft	New Tyre		4 Laps at start		
Run # 1	Front Tyre Slick-Medium Rear Tyre Slick-Soft	7 Laps at start		4 Laps at start					11	7'52.305	25.006	33.947	16.955	32.921	
1	2'32.935	22.083	35.026	15.844	32.454				12	1'39.863	20.842	31.886	15.184	31.951	338.5
2	1'40.649	21.147	32.218	15.285	31.999	341.7	10th 33 Brad BINDER KTM RSA Red Bull KTM Factory Racing Runs=2 Total laps=13 Full laps=10 Valid laps=10	Run # 1 Front Tyre Slick-Medium Rear Tyre Slick-Soft New Tyre 4 Laps at start	13	1'39.639	20.735	31.876	15.100	31.928	336.4
3	1'40.098	20.883	32.032	15.155	32.028	346.1			14	1'39.615	20.721	31.841	15.098	31.955	336.4
4	1'44.931	24.182	33.260	15.287	32.202	342.8									
5	1'42.509	20.739	33.751	15.626	32.393	339.6									
6	1'59.214 P	20.849	31.989	16.173	50.203	340.6									
Run # 2	Front Tyre Slick-Medium Rear Tyre Slick-Soft	13 Laps at start		10 Laps at start											
7	9'28.903	21.573	33.917	15.530	32.433										
8	1'39.722	20.697	32.021	15.094	31.910	338.5									
9	1'39.450	20.672	31.902	15.050	31.826	340.6									
10	1'39.474	20.647	31.944	15.055	31.828	339.6									
11	1'44.717	22.752	33.513	15.827	32.625	340.6									
12	1'41.814	20.717	31.996	15.826	33.275	339.6									
13	1'58.872 P	20.776	32.121	15.291	50.684	338.5									

Fastest Lap: Maverick VIÑALES Aprilia Racing SPA 1'38.720 20.643 31.532 15.063 31.482

These data/results cannot be reproduced, stored and/or transmitted in whole or in part by any manner of electronic, mechanical, photocopying, recording, broadcasting or otherwise now known or herein after developed without the previous express consent by the copyright owner, except for reproduction in daily press and regular printed publications on sale to the public within 60 days of the event related to those data/results and always provided that copyright symbol appears together as follows below.
© DORNA, 2024

Official MotoGP Timing by TISSOT
www.motogp.com



Portimao, Saturday, March 23, 2024

Free Practice Nr. 2

MotoGP

Lap	Lap Time	T1	T2	T3	T4	Speed	Lap	Lap Time	T1	T2	T3	T4	Speed	
Run # 2	Front Tyre Slick-Medium			Rear Tyre Slick-Soft			1	2'10.003	22.468	36.458	16.633	33.212		
	6 Laps at start			4 Laps at start			2	1'41.555	21.676	32.745	15.343	31.791	330.2	
7	9'41.198	23.645	33.859	16.042	32.520		3	1'40.985	20.959	32.272	15.167	32.587	336.4	
8	1'39.940	20.856	31.922	15.209	31.953	340.6	4	1'40.021	21.110	32.040	15.124	31.747	331.2	
9	1'39.523	20.696	31.895	15.079	31.853	340.6	5	1'39.608	20.809	31.883	15.158	31.758	335.4	
10	1'50.526	25.657	32.573	15.642	36.654	338.5	6	2'08.979 P	22.302	40.366	16.075	50.236	334.3	
11	1'39.938	20.751	31.988	15.182	32.017	342.8	Run # 2	Front Tyre Slick-Soft			Rear Tyre Slick-Soft			
12	1'40.232	20.789	32.315	15.162	31.966	338.5		6 Laps at start			5 Laps at start			
13	1'39.820	20.829	32.017	15.188	31.786	339.6	7	6'01.844	22.242	35.659	16.891	33.692		

11th 42 Alex RINS YAMAHA SPA
 Monster Energy Yamaha MotoGP Team
 Runs=2 Total laps=15 Full laps=11 Valid laps=11

Run #	1	Front Tyre	Slick-Medium	Rear Tyre	Slick-Soft	
		New Tyre		New Tyre		
1	2'10.058	22.550	35.195	16.101	32.961	
2	1'40.833	21.339	32.564	15.246	31.684	335.4
3	1'41.570	21.289	31.999	15.329	32.953	341.7
4	1'39.537	20.797	31.876	15.108	31.756	336.4
5	1'39.886	20.879	31.897	15.153	31.957	336.4
6	1'52.010	21.010	42.356	16.142	32.502	335.4
7	1'40.499	21.077	31.994	15.192	32.236	334.3
8	2'05.325 P	23.469	35.661	16.229	49.966	333.3

Run #	2	Front Tyre	Slick-Medium	Rear Tyre	Slick-Soft	
		8 Laps at start		8 Laps at start		
9	6'10.397	21.853	33.546	15.875	33.336	
10	1'40.106	20.806	32.153	15.089	32.058	337.5
11	1'39.986	20.923	31.826	15.097	32.140	336.4
12	1'40.554	21.078	32.014	15.243	32.219	331.2
13	1'44.353	21.104	35.186	15.627	32.436	328.2
14	1'40.533	20.926	32.178	15.267	32.162	334.3
15	2'09.686 P	26.304	35.555	16.601	51.226	334.3

12th 21 Franco MORBIDELLI DUCATI ITA
 Prima Pramac Racing
 Runs=2 Total laps=11 Full laps=7 Valid laps=7

Run #	1	Front Tyre	Slick-Medium	Rear Tyre	Slick-Soft	
		8 Laps at start		4 Laps at start		
1	2'12.843	23.117	35.256	16.336	33.180	
2	1'41.534	21.189	32.667	15.516	32.162	333.3
3	1'46.563	21.048	32.415	18.997	34.103	338.5
4	1'40.013	20.938	31.938	15.250	31.887	339.6
5	1'48.676	21.626	38.076	16.617	32.357	337.5
6	2'04.940 P	23.114	33.113	16.216	52.497	336.4
Run # 2	Front Tyre Slick-Medium			Rear Tyre Slick-Soft		
		1 Laps at start		1 Laps at start		
7	4'41.551	23.422	34.106	15.840	32.470	
8	1'40.678	21.071	32.265	15.381	31.961	333.3
9	1'39.756	20.828	31.858	15.273	31.797	334.3
10	1'39.543	20.785	31.822	15.190	31.746	336.4
11	2'11.850 P	25.086	38.450	16.799	51.515	335.4

13th 30 Takaaki NAKAGAMI HONDA JPN
 IDEMITSU Honda LCR
 Runs=2 Total laps=14 Full laps=10 Valid laps=10

Run #	1	Front Tyre	Slick-Soft	Rear Tyre	Slick-Soft	
		New Tyre		3 Laps at start		

Fastest Lap:	Maverick VIÑALES	Aprilia Racing	SPA	1'38.720	20.643	31.532	15.063	31.482
---------------------	------------------	----------------	-----	-----------------	--------	--------	--------	--------

These data/results cannot be reproduced, stored and/or transmitted in whole or in part by any manner of electronic, mechanical, photocopying, recording, broadcasting or otherwise now known or herein after developed without the previous express consent by the copyright owner, except for reproduction in daily press and regular printed publications on sale to the public within 60 days of the event related to those data/results and always provided that copyright symbol appears together as follows below.
 © DORNA, 2024



Free Practice Nr. 2

MotoGP

Lap	Lap Time	T1	T2	T3	T4	Speed	Lap	Lap Time	T1	T2	T3	T4	Speed
-----	----------	----	----	----	----	-------	-----	----------	----	----	----	----	-------

21st 36 **Joan MIR** HONDA SPA
Repsol Honda Team
Runs=2 Total laps=13 Full laps=10 Valid laps=10

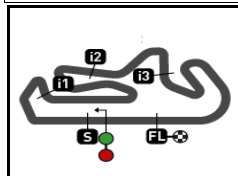
Run #	1	Front Tyre Slick-Medium				Rear Tyre Slick-Soft			
		7 Laps at start				5 Laps at start			
1	2'10.537	21.922	35.133	16.113	33.103				
2	1'41.853	21.410	32.662	15.518	32.263	335.4			
3	1'40.717	20.955	32.138	15.336	32.288	338.5			
4	1'40.759	21.233	31.958	15.276	32.292	337.5			
5	2'03.096 P	21.032	33.734	17.303	51.027	335.4			
Run #	2	Front Tyre Slick-Medium				Rear Tyre Slick-Soft			
		5 Laps at start				3 Laps at start			
6	9'31.453	21.573	36.285	18.255	33.160				
7	1'41.516	21.310	32.442	15.429	32.335	331.2			
8	1'40.413	20.929	32.078	15.284	32.122	330.2			
9	1'40.244	20.926	31.891	15.286	32.141	332.3			
10	1'51.863	21.019	42.890	15.725	32.229	333.3			
11	1'43.551	20.953	34.254	15.831	32.513	336.4			
12	1'40.372	20.953	31.971	15.282	32.166	337.5			
13	1'40.260	21.004	31.868	15.242	32.146	333.3			

22nd 10 **Luca MARINI** HONDA ITA
Repsol Honda Team
Runs=2 Total laps=12 Full laps=8 Valid laps=8

Run #	1	Front Tyre Slick-Medium				Rear Tyre Slick-Soft			
		5 Laps at start				1 Laps at start			
1	2'04.265	22.213	34.402	16.128	32.917				
2	1'41.444	21.293	32.405	15.444	32.302	341.7			
3	1'48.044	21.545	33.945	19.945	32.609	339.6			
4	1'40.719	20.963	32.313	15.324	32.119	340.6			
5	1'40.494	20.853	32.142	15.304	32.195	340.6			
6	2'04.418 P	23.444	35.203	16.008	49.763	338.5			
Run #	2	Front Tyre Slick-Medium				Rear Tyre Slick-Soft			
		11 Laps at start				7 Laps at start			
7	7'39.292	21.480	34.777	17.783	33.054				
8	1'54.829	21.158	32.760	19.522	41.389	331.2			
9	1'47.685	21.298	35.369	16.043	34.975	337.5			
10	1'41.048	21.062	32.303	15.406	32.277	341.7			
11	1'40.931	21.030	32.287	15.388	32.226	336.4			
12	2'03.924 P	21.067	35.023	16.169	51.665	339.6			

Fastest Lap: Maverick VIÑALES	Aprilia Racing	SPA	1'38.720	20.643	31.532	15.063	31.482
--------------------------------------	----------------	-----	-----------------	--------	--------	--------	--------

These data/results cannot be reproduced, stored and/or transmitted in whole or in part by any manner of electronic, mechanical, photocopying, recording, broadcasting or otherwise now known or herein after developed without the previous express consent by the copyright owner, except for reproduction in daily press and regular printed publications on sale to the public within 60 days of the event related to those data/results and always provided that copyright symbol appears together as follows below.
© DORNA, 2024




4592 m.

GRANDE PRÉMIO TISSOT DE PORTUGAL

Free Practice Nr. 2

Combined Practice Times

7

	Rider	Nation	Team	MOTORCYCLE	FP1	FP2	Gap
1	12 M.VIÑALES	SPA	Aprilia Racing	APRILIA	1'40.649 17	1'38.720 11	
2	31 P.ACOSTA	SPA	Red Bull GASGAS Tech3	KTM	1'41.606 16	1'39.015 11	0.295 0.295
3	41 A.ESPARGARO	SPA	Aprilia Racing	APRILIA	1'41.784 12	1'39.208 11	0.488 0.193
4	93 M.MARQUEZ	SPA	Gresini Racing MotoGP	DUCATI	1'40.484 18	1'39.256 11	0.536 0.048
5	25 R.FERNANDEZ	SPA	Trackhouse Racing	APRILIA	1'41.687 18	1'39.401 9	0.681 0.145
6	89 J.MARTIN	SPA	Prima Pramac Racing	DUCATI	1'40.906 18	1'39.444 14	0.724 0.043
7	1 F.BAGNAIA	ITA	Ducati Lenovo Team	DUCATI	1'41.289 18	1'39.450 9	0.730 0.006
8	20 F.QUARTARARO	FRA	Monster Energy Yamaha MotoGP Team	YAMAHA	1'41.242 20	1'39.483 3	0.763 0.033
9	72 M.BEZZECCHI	ITA	Pertamina Enduro VR46 Racing Team	DUCATI	1'41.715 13	1'39.510 7	0.790 0.027
10	33 B.BINDER	RSA	Red Bull KTM Factory Racing	KTM	1'40.689 20	1'39.523 9	0.803 0.013
11	42 A.RINS	SPA	Monster Energy Yamaha MotoGP Team	YAMAHA	1'40.934 15	1'39.537 4	0.817 0.014
12	21 F.MORBIDELLI	ITA	Prima Pramac Racing	DUCATI	1'40.861 21	1'39.543 10	0.823 0.006
13	30 T.NAKAGAMI	JPN	IDEMITSU Honda LCR	HONDA	1'42.082 12	1'39.608 5	0.888 0.065
14	73 A.MARQUEZ	SPA	Gresini Racing MotoGP	DUCATI	1'41.119 11	1'39.614 9	0.894 0.006
15	49 F.DI GIANNANTO	ITA	Pertamina Enduro VR46 Racing Team	DUCATI	1'41.277 16	1'39.615 9	0.895 0.001
16	23 E.BASTIANINI	ITA	Ducati Lenovo Team	DUCATI	1'41.728 14	1'39.692 4	0.972 0.077
17	88 M.OLIVEIRA	POR	Trackhouse Racing	APRILIA	1'41.107 14	1'39.816 4	1.096 0.124
18	5 J.ZARCO	FRA	CASTROL Honda LCR	HONDA	1'41.672 16	1'39.872 13	1.152 0.056
19	43 J.MILLER	AUS	Red Bull KTM Factory Racing	KTM	1'40.840 17	1'39.922 4	1.202 0.050
20	37 A.FERNANDEZ	SPA	Red Bull GASGAS Tech3	KTM	1'41.531 20	1'40.083 5	1.363 0.161
21	36 J.MIR	SPA	Repsol Honda Team	HONDA	1'41.190 15	1'40.244 9	1.524 0.161
22	10 L.MARINI	ITA	Repsol Honda Team	HONDA	1'41.977 15	1'40.494 5	1.774 0.250

Pole Position Record:	2023	Marc MARQUEZ	1'37.226	170.0 Km/h
Best Race Lap:	2023	Aleix ESPARGARO	1'38.872	167.1 Km/h
All Time Lap Record:	2023	Marc MARQUEZ	1'37.226	170.0 Km/h

The results are provisional until the end of the limit for protest and appeals.

Time limit for protest expires 60' after publication of the results - Time:

These data/results cannot be reproduced, stored and/or transmitted in whole or in part by any manner of electronic, mechanical, photocopying, recording, broadcasting or otherwise now known or herein after developed without the previous express consent by the copyright owner, except for reproduction in daily press and regular printed publications on sale to the public within 60 days of the event related to those data/results and always provided that copyright symbol appears together as follows below.

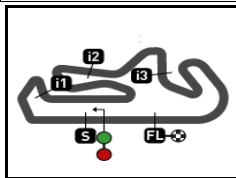
© DORNA, 2024

Official MotoGP Timing by TISSOT

www.motogp.com

Portimao, Saturday, March 23, 2024





4592 m.

GRANDE PRÉMIO TISSOT DE PORTUGAL

Free Practice Nr. 2

Best Partial Times

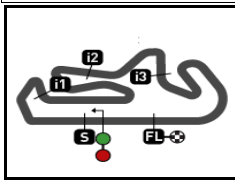
MotoGP™

IT Ideal Lap Time, sum of the best partial times

BT Best Lap Time


T1		T2		T3		T4				IT		BT	
Pos	Rider	Time	Rider	Time	Rider	Time	Rider	Time	Pos	Rider	IT	BT	
1	M.VIÑALES	20.588	M.VIÑALES	31.532	P.ACOSTA	14.975	M.VIÑALES	31.482	1	M.VIÑALES	1'38.665	1'38.720	(1)
2	M.BEZZECCHI	20.599	P.ACOSTA	31.603	F.BAGNAIA	15.050	P.ACOSTA	31.509	2	P.ACOSTA	1'38.720	1'39.015	(2)
3	P.ACOSTA	20.633	M.MARQUEZ	31.615	R.FERNANDEZ	15.061	A.ESPARGARO	31.670	3	A.ESPARGAR	1'39.146	1'39.208	(3)
4	F.BAGNAIA	20.647	A.ESPARGARO	31.655	M.VIÑALES	15.063	A.RINS	31.684	4	M.MARQUEZ	1'39.200	1'39.256	(4)
5	DI GIANNANTO	20.653	F.QUARTARARO	31.696	A.ESPARGARO	15.068	R.FERNANDEZ	31.734	5	M.BEZZECCHI	1'39.272	1'39.510	(9)
6	E.BASTIANINI	20.682	M.OLIVEIRA	31.716	B.BINDER	15.079	F.MORBIDELLI	31.746	6	J.MARTIN	1'39.357	1'39.444	(6)
7	M.MARQUEZ	20.695	J.MARTIN	31.736	M.MARQUEZ	15.086	T.NAKAGAMI	31.747	7	B.BINDER	1'39.378	1'39.523	(10)
8	B.BINDER	20.696	M.BEZZECCHI	31.762	A.RINS	15.089	B.BINDER	31.753	8	F.QUARTARAR	1'39.388	1'39.483	(8)
9	A.MARQUEZ	20.705	R.FERNANDEZ	31.779	J.ZARCO	15.092	F.QUARTARARO	31.771	9	A.RINS	1'39.396	1'39.537	(11)
10	J.MARTIN	20.706	J.ZARCO	31.792	M.BEZZECCHI	15.098	E.BASTIANINI	31.782	10	R.FERNANDEZ	1'39.401	1'39.401	(5)
11	M.OLIVEIRA	20.722	A.MARQUEZ	31.803	T.NAKAGAMI	15.124	J.MARTIN	31.788	11	F.BAGNAIA	1'39.425	1'39.450	(7)
12	A.ESPARGARO	20.753	F.MORBIDELLI	31.822	J.MARTIN	15.127	A.FERNANDEZ	31.804	12	M.OLIVEIRA	1'39.444	1'39.816	(17)
13	F.QUARTARARO	20.774	A.RINS	31.826	F.DI GIANNANTO	15.133	M.MARQUEZ	31.804	13	A.MARQUEZ	1'39.465	1'39.614	(14)
14	J.MILLER	20.774	A.FERNANDEZ	31.830	E.BASTIANINI	15.143	F.DI GIANNANTO	31.807	14	E.BASTIANINI	1'39.478	1'39.692	(16)
15	F.MORBIDELLI	20.785	B.BINDER	31.850	F.QUARTARARO	15.147	A.MARQUEZ	31.810	15	F.DI GIANNAN	1'39.530	1'39.615	(15)
16	A.RINS	20.797	J.MILLER	31.851	A.MARQUEZ	15.147	M.BEZZECCHI	31.813	16	F.MORBIDELLI	1'39.543	1'39.543	(12)
17	T.NAKAGAMI	20.808	J.MIR	31.868	M.OLIVEIRA	15.158	F.BAGNAIA	31.826	17	T.NAKAGAMI	1'39.562	1'39.608	(13)
18	R.FERNANDEZ	20.827	E.BASTIANINI	31.871	F.MORBIDELLI	15.190	M.OLIVEIRA	31.848	18	A.FERNANDEZ	1'39.764	1'40.083	(20)
19	L.MARINI	20.853	T.NAKAGAMI	31.883	J.MILLER	15.210	J.MILLER	31.942	19	J.ZARCO	1'39.773	1'39.872	(18)
20	A.FERNANDEZ	20.910	F.BAGNAIA	31.902	A.FERNANDEZ	15.220	J.ZARCO	31.968	20	J.MILLER	1'39.777	1'39.922	(19)
21	J.ZARCO	20.921	F.DI GIANNANTO	31.937	J.MIR	15.242	L.MARINI	32.119	21	J.MIR	1'40.158	1'40.244	(21)
22	J.MIR	20.926	L.MARINI	32.142	L.MARINI	15.304	J.MIR	32.122	22	L.MARINI	1'40.418	1'40.494	(22)

These data/results cannot be reproduced, stored and/or transmitted in whole or in part by any manner of electronic, mechanical, photocopying, recording, broadcasting or otherwise now known or herein after developed without the previous express consent by the copyright owner, except for reproduction in daily press and regular printed publications on sale to the public within 60 days of the event related to those data/results and always provided that copyright symbol appears together as follows below.
© DORNA, 2024



4592 m.

GRANDE PRÉMIO TISSOT DE PORTUGAL
Free Practice Nr. 2
Fastest Laps Sequence

<i>Practice Time</i>	 <i>Rider</i>	<i>Nation</i>	<i>Motorcycle</i>	<i>Time</i>	<i>Km/h</i>	<i>Rider's Lap</i>
3'33.569	93 Marc MARQUEZ	SPA	DUCATI	1'41.585	162.7	2
3'33.893	73 Alex MARQUEZ	SPA	DUCATI	1'41.425	162.9	2
3'38.463	49 Fabio DI GIANNANTONI	ITA	DUCATI	1'40.976	163.7	2
3'47.033	31 Pedro ACOSTA	SPA	KTM	1'39.830	165.5	2
5'26.674	31 Pedro ACOSTA	SPA	KTM	1'39.641	165.9	3
6'16.685	20 Fabio QUARTARARO	FRA	YAMAHA	1'39.483	166.1	3
9'14.533	12 Maverick VIÑALES	SPA	APRILIA	1'39.480	166.1	5
10'12.718	93 Marc MARQUEZ	SPA	DUCATI	1'39.365	166.3	6
21'34.476	31 Pedro ACOSTA	SPA	KTM	1'39.115	166.7	9
24'54.068	31 Pedro ACOSTA	SPA	KTM	1'39.015	166.9	11
26'56.883	12 Maverick VIÑALES	SPA	APRILIA	1'38.720	167.4	11

These data/results cannot be reproduced, stored and/or transmitted in whole or in part by any manner of electronic, mechanical, photocopying, recording, broadcasting or otherwise now known or herein after developed without the previous express consent by the copyright owner, except for reproduction in daily press and regular printed publications on sale to the public within 60 days of the event related to those data/results and always provided that copyright symbol appears together as follows below.

© DORNA, 2024