


5513 m.

## RED BULL GRAND PRIX OF THE AMERICAS

## Practice Nr. 1

## Classification

6

	Rider	Nation	Team	Motorcycle	Time	Lap	Total	Gap	Top Speed
1	54 Fermin ALDEGUER	SPA	Beta Tools SpeedUp	BOSCOSCURO	2'08.359	14	14		283.4
2	3 Sergio GARCIA	SPA	MT Helmets - MSI	BOSCOSCURO	2'08.641	12	15	0.282 0.282	287.2
3	71 Dennis FOGGIA	ITA	Italtrans Racing Team	KALEX	2'08.729	10	14	0.370 0.088	287.2
4	24 Marcos RAMIREZ	SPA	OnlyFans American Racing Team	KALEX	2'08.783	15	16	0.424 0.054	284.9
5	96 Jake DIXON	GBR	CFMOTO Asterius Aspar Team	KALEX	2'08.865	12	14	0.506 0.082	283.4
6	7 Barry BALTUS	BEL	RW-Idrofoglia Racing GP	KALEX	2'08.894	13	14	0.535 0.029	284.9
7	13 Celestino VIETTI	ITA	Red Bull KTM Ajo	KALEX	2'09.006	13	15	0.647 0.112	286.4
8	21 Alonso LOPEZ	SPA	Beta Tools SpeedUp	BOSCOSCURO	2'09.044	11	15	0.685 0.038	286.4
9	79 Ai OGURA	JPN	MT Helmets - MSI	BOSCOSCURO	2'09.067	11	14	0.708 0.023	288.0
10	44 Aron CANET	SPA	Fantic Racing	KALEX	2'09.127	7	14	0.768 0.060	281.2
11	52 Jeremy ALCOBA	SPA	Yamaha VR46 Master Camp Team	KALEX	2'09.132	14	14	0.773 0.005	283.4
12	12 Filip SALAC	CZE	Elf Marc VDS Racing Team	KALEX	2'09.171	12	14	0.812 0.039	284.9
13	64 Bo BENDSNEYDER	NED	Pertamina Mandalika GAS UP Tea	KALEX	2'09.208	12	14	0.849 0.037	279.7
14	16 Joe ROBERTS	USA	OnlyFans American Racing Team	KALEX	2'09.263	13	15	0.904 0.055	281.9
15	18 Manuel GONZALEZ	SPA	QJMOTOR Gresini Moto2	KALEX	2'09.286	2	10	0.927 0.023	285.7
16	10 Diogo MOREIRA	BRA	Italtrans Racing Team	KALEX	2'09.369	9	14	1.010 0.083	283.4
17	35 Somkiat CHANTRA	THA	IDEMITSU Honda Team Asia	KALEX	2'09.505	14	15	1.146 0.136	284.2
18	5 Jaume MASIA	SPA	Pertamina Mandalika GAS UP Tea	KALEX	2'09.535	10	12	1.176 0.030	286.4
19	15 Darryn BINDER	RSA	Liqui Moly Husqvarna Intact GP	KALEX	2'09.569	14	15	1.210 0.034	286.4
20	75 Albert ARENAS	SPA	QJMOTOR Gresini Moto2	KALEX	2'09.621	8	13	1.262 0.052	284.9
21	28 Izan GUEVARA	SPA	CFMOTO Asterius Aspar Team	KALEX	2'09.709	13	15	1.350 0.088	283.4
22	14 Tony ARBOLINO	ITA	Elf Marc VDS Racing Team	KALEX	2'09.711	7	14	1.352 0.002	283.4
23	84 Zonta VD GOORBERGH	NED	RW-Idrofoglia Racing GP	KALEX	2'09.712	10	14	1.353 0.001	284.2
24	34 Mario AJI	INA	IDEMITSU Honda Team Asia	KALEX	2'10.337	11	15	1.978 0.625	286.4
25	53 Deniz ÖNCÜ	TUR	Red Bull KTM Ajo	KALEX	2'10.401	9	12	2.042 0.064	284.2
26	81 Senna AGIUS	AUS	Liqui Moly Husqvarna Intact GP	KALEX	2'10.476	6	14	2.117 0.075	285.7
27	11 Alex ESCRIG	SPA	KLINT Forward Factory Team	FORWARD	2'10.948	11	12	2.589 0.472	280.5
28	43 Xavier ARTIGAS	SPA	KLINT Forward Factory Team	FORWARD	2'11.151	7	13	2.792 0.203	282.7
29	20 Xavi CARDELUS	AND	Fantic Racing	KALEX	2'11.891	9	13	3.532 0.740	284.9

Practice condition: Dry

Air: 26°

Humidity: 33%

Ground: 44°

<b>Fastest Lap:</b>	Lap: 14	<b>Fermin ALDEGUER</b>	2'08.359	154.6 Km/h
<b>Best Race Lap:</b>	2022	<b>Aron CANET</b>	2'09.312	153.4 Km/h
<b>All Time Lap Record:</b>	2024	<b>Fermin ALDEGUER</b>	2'08.359	154.6 Km/h

The results are provisional until the end of the limit for protest and appeals.

Time limit for protest expires 60' after publication of the results - ..... Time: .....

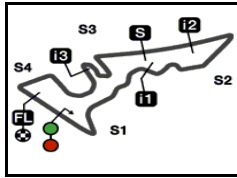
These data/results cannot be reproduced, stored and/or transmitted in whole or in part by any manner of electronic, mechanical, photocopying, recording, broadcasting or otherwise now known or herein after developed without the previous express consent by the copyright owner, except for reproduction in daily press and regular printed publications on sale to the public within 60 days of the event related to those data/results and always provided that copyright symbol appears together as follows below.

© DORNA, 2024

Official MotoGP Timing by TISSOT  
www.motogp.com

Austin, Friday, April 12, 2024





5513 m.

## RED BULL GRAND PRIX OF THE AMERICAS

## Practice Nr. 1

## Top Speed &amp; Average

8



Rider	Nation	Motorcycle	Top 5 speeds					Average	Top
79 Ai OGURA	JPN	BOSCOSCURO	288.0	286.4	284.9	284.9	284.9	285.7	288.0
3 Sergio GARCIA	SPA	BOSCOSCURO	287.2	287.2	287.2	285.7	284.9	286.4	287.2
71 Dennis FOGGIA	ITA	KALEX	287.2	285.7	284.9	284.2	284.2	285.2	287.2
5 Jaume MASIA	SPA	KALEX	286.4	285.7	285.7	284.2	283.4	284.8	286.4
13 Celestino VIETTI	ITA	KALEX	286.4	284.9	284.9	284.2	284.2	284.8	286.4
15 Darryn BINDER	RSA	KALEX	286.4	286.4	286.4	285.7	284.9	285.6	286.4
21 Alonso LOPEZ	SPA	BOSCOSCURO	286.4	284.2	283.4	282.7	282.7	283.9	286.4
34 Mario AJI	INA	KALEX	286.4	283.4	282.7	281.9	279.7	281.9	286.4
18 Manuel GONZALEZ	SPA	KALEX	285.7	284.2	283.4	282.7	282.7	283.7	285.7
81 Senna AGIUS	AUS	KALEX	285.7	284.2	283.4	282.7	282.7	283.4	285.7
7 Barry BALTUS	BEL	KALEX	284.9	284.2	279.7	279.7	279.7	281.6	284.9
12 Filip SALAC	CZE	KALEX	284.9	284.2	282.7	282.7	282.7	283.4	284.9
20 Xavi CARDELUS	AND	KALEX	284.9	283.4	281.2	281.2	281.2	282.4	284.9
24 Marcos RAMIREZ	SPA	KALEX	284.9	284.9	284.2	282.7	282.7	283.7	284.9
75 Albert ARENAS	SPA	KALEX	284.9	281.9	281.2	280.5	280.5	281.8	284.9
35 Somkiat CHANTRA	THA	KALEX	284.2	283.4	282.7	281.9	281.9	282.8	284.2
53 Deniz ÖNCÜ	TUR	KALEX	284.2	283.4	283.4	283.4	282.7	283.4	284.2
84 Zonta VD GOORBERGH	NED	KALEX	284.2	281.2	281.2	280.5	280.5	281.4	284.2
10 Diogo MOREIRA	BRA	KALEX	283.4	283.4	283.4	282.7	282.7	283.1	283.4
14 Tony ARBOLINO	ITA	KALEX	283.4	283.4	283.4	282.7	282.7	283.1	283.4
28 Izan GUEVARA	SPA	KALEX	283.4	283.4	282.7	282.7	281.9	282.8	283.4
52 Jeremy ALCOBA	SPA	KALEX	283.4	283.4	281.9	281.9	281.9	282.3	283.4
54 Fermin ALDEGUER	SPA	BOSCOSCURO	283.4	282.7	281.9	281.9	281.2	282.2	283.4
96 Jake DIXON	GBR	KALEX	283.4	283.4	282.7	280.5	280.5	281.6	283.4
43 Xavier ARTIGAS	SPA	FORWARD	282.7	281.2	281.2	280.5	280.5	281.2	282.7
16 Joe ROBERTS	USA	KALEX	281.9	281.9	281.2	281.2	280.5	281.2	281.9
44 Aron CANET	SPA	KALEX	281.2	281.2	281.2	280.5	280.5	280.8	281.2
11 Alex ESCRIG	SPA	FORWARD	280.5	280.5	279.7	279.7	279.7	280.0	280.5
64 Bo BENDSNEYDER	NED	KALEX	279.7	279.0	278.3	277.6	277.6	278.4	279.7

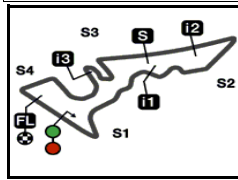
These data/results cannot be reproduced, stored and/or transmitted in whole or in part by any manner of electronic, mechanical, photocopying, recording, broadcasting or otherwise now known or herein after developed without the previous express consent by the copyright owner, except for reproduction in daily press and regular printed publications on sale to the public within 60 days of the event related to those data/results and always provided that copyright symbol appears together as follows below.

© DORNA, 2024

Official MotoGP Timing by TISSOT  
www.motogp.com



Austin, Friday, April 12, 2024



5513 m.

# RED BULL GRAND PRIX OF THE AMERICAS

## Practice Nr. 1

### Chronological Analysis of Performances

9

\* Lap / Sector time cancelled      T1 Time from finish line to 1st intermediate      T3 Time from 2nd intermed. to 3rd intermed.  
 P Crossing the finish line in pit lane      T2 Time from 1st intermed. to 2nd intermed.      T4 Time from 3rd intermediate to finish line

Lap	Lap Time	T1	T2	T3	T4	Speed	Lap	Lap Time	T1	T2	T3	T4	Speed
<b>1st 54 Fermin ALDEGUER</b> Beta Tools SpeedUp SPA							<b>10 2'08.729</b> 36.453 31.214 32.067 28.995 282.7						
Runs=2 Total laps=14 Full laps=11 Valid laps=11							<b>11 2'16.103</b> 36.308 38.125 32.375 29.295 283.4						
1	2'26.362	34.435	32.122	33.284	29.533	279.0	12	2'11.277 *	37.89*	31.663	32.469	29.247	284.2
2	2'13.136	37.434	32.207	33.690	29.805	283.4	13	2'09.766 *	36.31*	31.813	32.099	29.536	284.2
3	2'09.146	36.617	31.377	32.047	29.105	282.7	14	2'15.800	36.566	34.528	34.243	30.463	276.2
4	2'09.038	36.478	31.404	32.046	29.110	279.7	<b>4th 24 Marcos RAMIREZ</b> OnlyFans American R SPA						
5	2'09.083	36.517	31.218	32.224	29.124	279.7	Runs=2 Total laps=16 Full laps=13 Valid laps=10						
6	2'14.603	37.776	33.955	32.647	30.225	279.0	1	2'19.402	36.243	32.793	33.828	30.255	276.9
7	2'08.975	36.672	31.310	32.026	28.967	279.0	2	2'10.717	37.211	31.629	32.263	29.614	284.9
8	2'21.584 P	36.617	36.092	35.410	33.465	262.1	3	2'10.255	36.900	31.377	32.527	29.451	281.9
9	11'17.456	32.807	31.789	32.272	29.301	280.5	4	2'09.750	36.708	31.402	32.312	29.328	281.2
10	2'08.418	36.407	31.074	32.013	28.924	280.5	5	2'11.517	36.714	31.409	32.258	31.136	281.9
11	2'16.644	36.510	38.408	32.371	29.355	279.7	6	2'21.023	44.969	33.577	32.969	29.508	281.2
12	2'08.932	36.543	31.291	31.933	29.165	281.9	7	2'09.971	36.892	31.538	32.249	29.292	282.7
13	2'08.770	36.526	31.214	31.905	29.125	281.2	8	2'09.491 *	35.81*	31.923	32.271	29.482	281.2
14	2'08.359	36.458	31.095	31.889	28.917	281.9	9	2'22.515 P	39.09*	33.909	34.043	35.471	276.2
<b>2nd 3 Sergio GARCIA</b> MT Helmets - MSI SPA							<b>10 8'29.242</b> 42.752 32.056 32.293 29.448 281.9						
Runs=2 Total laps=15 Full laps=12 Valid laps=8							<b>11 2'09.540</b> 37.031 31.269 31.871 29.369 282.7						
1	3'05.895	34.352	32.686	32.705	29.949	279.7	12	2'09.212	36.596	31.485	32.025	29.106	281.9
2	2'11.205	37.188	31.897	32.531	29.589	283.4	13	2'08.850	36.385	31.305	31.930	29.230	282.7
3	2'10.884 *	36.656	31.835*	32.663	29.730	284.2	14	2'15.046 *	42.09*	31.547	32.052	29.354	284.2
4	2'10.740 *	36.543	31.959*	32.445	29.793	283.4	15	2'08.783	36.511	31.248	31.845	29.179	284.9
5	2'15.433	36.598	36.618	32.682	29.535	284.9	16	2'25.206 *	42.45*	35.671	34.930	32.146	273.4
6	2'10.362	36.615	31.820	32.430	29.497	282.7	<b>5th 96 Jake DIXON</b> CFMOTO Asterius As GBR						
7	2'16.650	42.617	31.985	32.536	29.512	281.9	Runs=3 Total laps=14 Full laps=9 Valid laps=4						
8	2'10.809	36.818	31.935	32.550	29.506	281.9	1	3'09.776	36.328	32.663	32.937	29.638	280.5
9	2'11.331	37.699	31.604	32.346	29.682	281.9	2	2'12.786	37.081	31.609	34.795	29.301	283.4
10	2'19.003 P	36.931	34.891	33.399	33.782	284.2	3	2'10.356 *	36.663	31.956*	32.453	29.284	279.7
11	9'10.370	34.428	32.858	32.574	29.611	285.7	4	2'10.131 *	36.851	31.718*	32.259	29.303	279.0
12	2'08.641	36.090	31.258	32.035	29.258	287.2	5	2'12.782 *	39.47*	31.982	32.136	29.189	280.5
13	2'09.173	36.401	31.422	32.183	29.167	287.2	6	2'09.738	36.898	31.539	32.150	29.151	280.5
14	2'09.484 *	36.296	31.350	32.460*	29.378	287.2	7	2'09.460	36.743	31.394	32.051	29.272	278.3
15	2'09.449 *	36.379	31.470*	32.060	29.540	281.2	8	2'25.365 P	44.20*	33.484	33.837	33.843	277.6
<b>3rd 71 Dennis FOGGIA</b> Italtrans Racing Team ITA							<b>9 7'48.681</b> 33.970 32.662 32.334 29.541 277.6						
Runs=2 Total laps=14 Full laps=11 Valid laps=8							<b>10 2'16.216 P</b> 36.972 33.196 33.125 32.923 278.3						
1	2'26.764	34.152	32.161	33.353	29.636	285.7	11	5'54.914 *	32.100	32.228	32.554	29.757*	277.6
2	2'09.638	36.855	31.279	32.114	29.390	284.9	12	2'08.865	36.597	31.308	31.803	29.157	283.4
3	2'09.295	36.775	31.300	32.012	29.208	282.7	13	2'13.440 *	36.682	31.418	35.337*	30.003	280.5
4	2'09.254	36.523	31.328	32.165	29.238	282.7	14	2'08.606 *	36.463	31.374*	31.750	29.019	282.7
5	2'09.212	36.519	31.361	32.081	29.251	280.5	<b>6th 7 Barry BALTUS</b> RW-Idrofolgia Racing BEL						
6	2'18.037 *	39.80*	32.507	33.808	31.920	278.3	Runs=2 Total laps=14 Full laps=11 Valid laps=9						
7	2'09.275	36.590	31.565	32.002	29.118	287.2	1	2'49.429	35.532	32.438	34.696	30.425	277.6
8	2'18.862 P	39.39*	32.892	33.507	33.066	280.5	2	2'10.330	36.893	31.979	32.128	29.330	284.2
9	11'19.637	32.522	32.073	32.422	29.234	283.4							

**Fastest Lap:** Fermin ALDEGUER Beta Tools SpeedUp SPA **2'08.359** 36.458 31.095 31.889 28.917

These data/results cannot be reproduced, stored and/or transmitted in whole or in part by any manner of electronic, mechanical, photocopying, recording, broadcasting or otherwise now known or herein after developed without the previous express consent by the copyright owner, except for reproduction in daily press and regular printed publications on sale to the public within 60 days of the event related to those data/results and always provided that copyright symbol appears together as follows below.  
 © DORNA, 2024



# Practice Nr. 1

# Moto2

Lap	Lap Time	T1	T2	T3	T4	Speed	Lap	Lap Time	T1	T2	T3	T4	Speed
3	2'13.193	39.456	31.879	32.420	29.438	279.7	6	2'09.652	36.703	31.473	32.242	29.234	284.2
4	2'12.045 *	36.773	33.350*	32.347	29.575	276.2	7	2'09.849	36.682	31.322	32.192	29.653	284.9
5	2'10.417 *	36.808	31.931*	32.356	29.322	277.6	8	2'14.128	36.563	31.465	35.263	30.837	281.9
6	2'10.880	36.622	32.036	32.907	29.315	277.6	9	2'19.776 P	39.11*	32.462	33.197	34.999	281.2
7	2'10.829	36.860	31.853	32.720	29.396	277.6	10	11'20.927	35.400	32.704	32.612	29.316	281.9
8	2'18.943 P	40.93*	32.792	32.461	32.760	278.3	11	2'09.067	36.302	31.316	32.205	29.244	283.4
9	10'55.062	31.257	31.934	32.385	29.082	279.0	12	2'10.698	36.462	31.270	33.144	29.822	288.0
10	2'09.664	36.481	31.518	32.225	29.440	284.9	13	2'08.853 *	36.347	31.383	31.959*	29.164	284.9
11	2'14.186	36.604	35.591	32.754	29.237	277.6	14	2'09.093 *	36.475	31.255*	32.091	29.272	284.9
12	2'09.204	36.439	31.557	32.016	29.192	279.7	<b>10th 44 Aron CANET</b> Fantic Racing SPA Runs=2 Total laps=14 Full laps=12 Valid laps=11						
13	2'08.894	36.290	31.432	32.053	29.119	279.7	1	3'23.884	33.793	32.095	32.386	29.476	280.5
14	2'11.011	36.425	31.955	33.415	29.216	266.6	2	2'10.103	36.563	31.855	32.306	29.379	281.2
<b>7th 13 Celestino VIETTI</b> Red Bull KTM Ajo ITA Runs=2 Total laps=15 Full laps=12 Valid laps=10						3	2'09.663 *	36.487	31.643*	32.177	29.356	279.7	
1	2'34.162	35.888	33.070	33.185	30.533	281.2	4	2'09.997	36.754	31.659	32.206	29.378	279.7
2	2'10.752	37.211	31.847	32.075	29.619	284.2	5	2'09.821	36.673	31.603	32.111	29.434	279.0
3	2'16.536	36.912	31.517	38.310	29.797	284.2	6	2'09.207	36.369	31.386	32.163	29.289	280.5
4	2'12.923	37.005	33.757	32.484	29.677	283.4	7	2'09.127	36.381	31.265	32.230	29.251	281.2
5	2'10.191	37.004	31.685	32.147	29.355	281.9	8	2'09.730	36.419	31.636	32.253	29.422	279.7
6	2'10.202	36.846	31.675	32.196	29.485	282.7	9	2'09.131	36.570	31.269	32.081	29.211	279.7
7	2'12.666	38.573	32.062	32.298	29.733	282.7	10	2'09.222	36.566	31.400	32.036	29.220	280.5
8	2'10.150	37.025	31.613	32.139	29.373	281.9	11	2'10.093	36.757	31.820	32.117	29.399	279.0
9	2'14.352 P	36.928	31.331	32.393	33.700	281.9	12	2'09.407	36.481	31.579	32.059	29.288	280.5
10	9'59.460	35.015	32.555	32.811	29.737	281.2	13	2'09.574	36.698	31.431	32.071	29.374	281.2
11	2'09.717	36.891	31.475	32.055	29.296	282.7	14	2'17.876 P	37.85*	32.444	33.538	34.039	278.3
12	2'09.567	36.650	31.354	32.234	29.329	284.2	unfinished 33.244 31.480 279.7						
13	2'09.006	36.716	31.278	31.916	29.096	286.4	<b>11th 52 Jeremy ALCOBA</b> Yamaha VR46 Master SPA Runs=2 Total laps=14 Full laps=11 Valid laps=10						
14	2'12.011 *	36.604	31.323	34.460*	29.624	284.9	1	2'16.575	34.666	32.503	32.735	29.883	279.7
15	2'09.219 *	36.622	31.454*	31.907	29.236	284.9	2	2'10.367	37.051	31.685	32.137	29.494	283.4
<b>8th 21 Alonso LOPEZ</b> Beta Tools SpeedUp SPA Runs=3 Total laps=15 Full laps=10 Valid laps=6						3	2'10.289	36.894	31.572	32.291	29.532	280.5	
1	2'15.210	34.290	32.281	32.771	29.895	279.0	4	2'10.595	36.983	31.590	32.364	29.658	278.3
2	2'10.605	37.069	31.599	32.251	29.686	282.7	5	2'14.391	38.819	32.130	32.828	30.614	281.2
3	2'12.718 *	38.838	31.712*	32.160	30.008	281.9	6	2'19.384	42.604	33.798	33.013	29.969	281.9
4	2'10.455	37.138	31.188	32.325	29.804	281.9	7	2'10.683 *	36.963	31.624*	32.589	29.507	280.5
5	2'17.552 P	37.166	31.507	33.519	35.360	279.0	8	2'14.350 P	37.232	31.746	32.399	32.973	279.7
6	6'06.081 *	34.204	31.780	32.554	29.703*	277.6	9	11'24.169	36.742	32.441	33.198	29.566	281.9
7	2'10.188	37.024	31.338	32.259	29.567	279.7	10	2'09.878	36.691	31.521	32.174	29.492	281.9
8	2'10.368 *	36.988	31.505	32.215	29.660*	280.5	11	2'14.869	36.885	35.200	33.383	29.401	272.0
9	2'16.010 P	37.024	31.486	32.133	35.367	280.5	12	2'09.353	36.604	31.572	32.007	29.170	283.4
10	6'17.976 *	34.473	32.077	32.311	29.515*	284.2	13	2'09.368	36.518	31.610	32.030	29.210	281.9
11	2'09.044	36.747	31.072	32.074	29.151	281.2	14	2'09.132	36.502	31.404	32.001	29.225	281.9
12	2'15.549	36.658	31.105	34.500	33.286	282.7	<b>12th 12 Filip SALAC</b> Elf Marc VDS Racing CZE Runs=2 Total laps=14 Full laps=11 Valid laps=7						
13	2'09.496	36.539	31.201	32.557	29.199	286.4	1	2'49.856	34.680	32.687	36.147	29.737	281.2
14	2'10.830 *	36.602	31.410	33.336*	29.482	281.9	2	2'10.735	37.102	31.824	32.398	29.411	284.9
15	2'10.564 *	36.545	31.662*	33.132	29.225	283.4	3	2'11.514	37.212	32.060	32.512	29.730	280.5
<b>9th 79 Ai OGURA</b> MT Helmets - MSI JPN Runs=2 Total laps=14 Full laps=11 Valid laps=7						4	2'13.517 *	36.920	34.318*	32.688	29.591	282.7	
1	3'07.377	34.993	32.868	32.918	30.088	284.2	5	2'11.519	36.847	32.089	32.839	29.744	281.9
2	2'10.040	36.870	31.456	32.191	29.523	284.9	6	2'12.998	36.901	31.647	34.308	30.142	282.7
3	2'10.707 *	36.815	31.660*	32.783	29.449	283.4	7	2'10.993	37.023	31.600	32.789	29.581	280.5
4	2'10.806 *	36.680	31.872*	32.478	29.776*	286.4	8	2'10.583	36.905	31.640	32.477	29.561	282.7
5	2'18.805	39.409	35.637	34.007	29.752	262.1	9	2'16.921 *	41.16*	33.060	32.704	29.992	278.3

**Fastest Lap:** Fermin ALDEGUER Beta Tools SpeedUp SPA 2'08.359 36.458 31.095 31.889 28.917

These data/results cannot be reproduced, stored and/or transmitted in whole or in part by any manner of electronic, mechanical, photocopying, recording, broadcasting or otherwise now known or herein after developed without the previous express consent by the copyright owner, except for reproduction in daily press and regular printed publications on sale to the public within 60 days of the event related to those data/results and always provided that copyright symbol appears together as follows below.  
© DORNA, 2024

## Practice Nr. 1

## Moto2

Lap	Lap Time		T1	T2	T3	T4	Speed	Lap	Lap Time		T1	T2	T3	T4	Speed
10	2'21.287	P	37.131	34.619	33.257	36.280	279.0	1	2'22.807		34.344	32.612	33.118	29.693	280.5
11	1'47.341		35.119	33.002	33.603	29.369	257.7	2	<b>2'10.627</b>		37.139	31.552	32.467	29.469	282.7
12	<b>2'09.171</b>		<b>36.396</b>	<b>31.478</b>	<b>32.018</b>	<b>29.279</b>	284.2	3	<b>2'09.770</b>		36.812	<b>31.408</b>	32.168	29.382	<b>283.4</b>
13	2'15.088	*	36.437	33.662	34.592*	30.397	258.9	4	<b>2'10.036</b>		36.671	31.511	32.160	29.694	281.9
14	2'12.917	*	36.531	34.124*	32.275	29.987	281.2	5	<b>2'20.290</b>		39.610	37.017	33.581	30.082	279.0
<b>13th 64 Bo BENDSNEYDER</b> Pertamina Mandalika NED															
Runs=2 Total laps=14 Full laps=11 Valid laps=8															
1	2'47.952		35.457	32.319	32.559	29.765	277.6	6	<b>2'11.224</b>		37.244	31.862	32.475	29.643	281.2
2	<b>2'10.672</b>		36.969	31.776	32.405	29.522	277.6	7	2'17.526	P	36.99*	33.234	33.508	<b>33.790</b>	279.0
3	<b>2'10.553</b>		36.654	32.065	32.259	29.575	276.9	8	12'05.393		31.832	31.892	32.268	<b>29.321</b>	279.0
4	2'13.003	*	36.877	34.149*	32.442	29.535	275.5	9	<b>2'09.369</b>		<b>36.550</b>	31.500	<b>31.989</b>	29.330	281.9
5	<b>2'14.154</b>		36.737	33.739	34.190	29.488	232.7	10	<b>2'10.081</b>		36.798	31.522	32.124	29.637	280.5
6	<b>2'10.638</b>		36.636	31.807	32.624	29.571	<b>279.7</b>	11	2'14.681	*	37.02*	32.661	32.746	32.249	278.3
7	<b>2'10.452</b>		36.959	31.821	32.235	29.437	278.3	12	<b>2'10.522</b>		36.970	31.564	32.551	29.437	283.4
8	2'15.984	*	41.54*	32.623	32.374	29.444	276.9	13	2'16.252	*	36.831	31.499	37.932*	29.990	283.4
9	<b>2'10.149</b>		36.723	31.667	32.327	29.432	276.2	14	2'11.201	*	36.62*	31.997*	32.534	30.041	282.7
10	2'22.033	P	36.809	34.754	35.200	35.270	269.3	<b>17th 35 Somkiat CHANTRA</b> IDEMITSU Honda Tea THA							
11	1'19.709		36.768	35.969	33.530	30.199	260.8	Runs=2 Total laps=15 Full laps=12 Valid laps=10							
12	<b>2'09.208</b>		36.481	<b>31.568</b>	<b>31.974</b>	<b>29.185</b>	279.0	1	3'07.927		35.078	32.686	32.901	29.790	280.5
13	<b>2'09.427</b>		<b>36.337</b>	31.601	32.277	29.212	276.9	2	<b>2'10.693</b>		37.044	31.756	32.410	29.483	<b>284.2</b>
14	2'17.556	*	36.591	38.098*	32.863	30.004	276.2	3	2'10.161	*	36.937	31.600*	32.213	29.411	283.4
<b>14th 16 Joe ROBERTS</b> OnlyFans American R USA															
Runs=2 Total laps=15 Full laps=12 Valid laps=8															
1	2'58.044		38.503	36.381	35.783	30.395	277.6	4	2'10.651	*	36.996	31.639*	32.395	29.621	282.7
2	<b>2'16.267</b>		41.802	32.283	32.495	29.687	279.7	5	<b>2'11.774</b>		37.129	32.029	32.757	29.859	279.7
3	2'10.767	*	36.978	31.740*	32.492	29.557	278.3	6	<b>2'11.390</b>		37.296	31.741	32.581	29.772	280.5
4	2'19.558	*	37.015	34.711*	38.065	29.767	242.1	7	<b>2'10.986</b>		37.186	31.775	32.540	29.485	279.7
5	<b>2'10.872</b>		37.240	31.758	32.370	29.504	280.5	8	<b>2'10.626</b>		37.273	31.561	32.328	29.464	279.0
6	<b>2'10.748</b>		36.820	31.568	32.517	29.843	280.5	9	2'18.372	P	37.32*	33.464	33.968	<b>33.613</b>	277.6
7	<b>2'11.252</b>		37.078	31.657	32.419	30.098	279.7	10	9'55.298		34.297	33.049	32.566	29.665	276.9
8	2'16.935	P	36.939	32.044	33.601	34.351	279.0	11	<b>2'09.838</b>		37.029	31.372	32.207	<b>29.230</b>	279.0
9	9'32.423		36.528	32.271	32.624	29.619	276.2	12	<b>2'15.571</b>		36.770	36.620	32.629	29.552	281.9
10	<b>2'10.629</b>		<b>36.366</b>	31.464	<b>31.962</b>	30.837	279.7	13	<b>2'10.872</b>		<b>36.636</b>	<b>31.359</b>	33.040	29.837	281.9
11	<b>2'09.665</b>		36.645	31.575	32.067	29.378	279.0	14	<b>2'09.505</b>		36.695	31.406	<b>32.098</b>	29.306	280.5
12	<b>2'09.502</b>		36.444	31.368	32.388	29.302	281.2	15	<b>2'20.218</b>		43.126	33.734	33.294	30.064	279.0
13	<b>2'09.263</b>		36.438	<b>31.348</b>	32.231	<b>29.246</b>	<b>281.9</b>	<b>18th 5 Jaume MASIA</b> Pertamina Mandalika SPA							
14	2'15.188	*	40.767	31.838	32.969*	29.614	281.9	Runs=2 Total laps=12 Full laps=9 Valid laps=7							
15	2'09.407	*	36.424	31.371*	32.234	29.378	281.2	1	2'38.970		32.607	32.424	33.033	30.088	281.9
<b>15th 18 Manuel GONZALEZ</b> QJMOTOR Gresini Mo SPA															
Runs=2 Total laps=10 Full laps=7 Valid laps=4															
1	2'48.906		34.702	32.052	32.674	29.907	284.2	2	<b>2'10.438</b>		36.942	31.549	32.330	29.617	285.7
2	<b>2'09.286</b>		36.572	<b>31.304</b>	<b>32.039</b>	29.371	281.9	3	<b>2'09.699</b>		<b>36.631</b>	31.456	32.196	29.416	<b>286.4</b>
3	4'37.969	P	36.620			41.797		4	<b>2'17.063</b>		36.954	38.018	32.415	29.676	285.7
4	18'07.718		36.436	32.197	33.243	29.889	277.6	5	<b>2'14.869</b>		36.959	31.656	34.971	31.283	284.2
5	<b>2'09.784</b>		36.699	31.516	32.168	29.401	281.2	6	<b>2'10.619</b>		36.940	31.478	32.444	29.757	283.4
6	<b>2'20.242</b>		36.556	31.544	38.926	33.216	278.3	7	2'17.954	P	37.066	32.165	35.032	<b>33.691</b>	278.3
7	2'17.127	*	<b>36.544</b>	31.308*	32.539	36.736	<b>285.7</b>	8	15'34.170		36.203	32.199	33.465	30.072	279.7
8	<b>2'10.956</b>		36.705	31.413	33.328	29.510	282.7	9	<b>2'10.143</b>		36.899	<b>31.397</b>	32.337	29.510	279.7
9	2'10.729	*	36.634	31.309	33.184*	29.602	283.4	10	<b>2'09.535</b>		36.648	31.476	32.030	29.381	283.4
10	2'09.705	*	36.717	31.423*	32.205	<b>29.360</b>	282.7	11	2'09.502	*	36.733	31.402*	<b>32.016</b>	<b>29.351</b>	281.2
<b>16th 10 Diogo MOREIRA</b> Italtrans Racing Team BRA															
Runs=2 Total laps=14 Full laps=11 Valid laps=8															
							<b>19th 15 Darryn BINDER</b> Liqui Moly Husqvarna RSA								
							Runs=2 Total laps=15 Full laps=12 Valid laps=10								
							1 2'34.988 36.643 33.482 33.481 30.301 279.0								
							2 <b>2'12.036</b> 37.738 32.055 32.582 29.661 <b>286.4</b>								
							3 <b>2'10.926</b> 37.021 31.661 32.564 29.680 284.9								
							4 <b>2'23.154</b> 36.947 39.856 36.175 30.176 284.9								
							5 <b>2'13.445</b> 37.173 32.957 32.955 30.360 282.7								
							6 <b>2'12.293</b> 37.387 32.214 32.638 30.054 281.9								

**Fastest Lap:** Fermin ALDEGUER Beta Tools SpeedUp SPA **2'08.359** 36.458 31.095 31.889 28.917

These data/results cannot be reproduced, stored and/or transmitted in whole or in part by any manner of electronic, mechanical, photocopying, recording, broadcasting or otherwise now known or herein after developed without the previous express consent by the copyright owner, except for reproduction in daily press and regular printed publications on sale to the public within 60 days of the event related to those data/results and always provided that copyright symbol appears together as follows below.  
© DORNA, 2024

## Practice Nr. 1

## Moto2

Lap	Lap Time	T1	T2	T3	T4	Speed	Lap	Lap Time	T1	T2	T3	T4	Speed
7	2'12.072 *	37.561	31.790	32.747	29.974*	286.4	11	2'12.957	37.377	32.763	32.931	29.886	278.3
8	2'12.456	37.498	32.361	32.723	29.874	284.9	12	2'11.769	36.801	31.732	33.706	29.530	281.2
9	2'17.418 P	37.703	32.458	33.773	33.484	281.2	13	2'09.470 *	36.623	31.409	32.144*	29.294	282.7
10	10'09.728	33.990	33.083	32.430	29.815	281.9	14	2'15.670 *	36.478	36.062*	32.727	30.403	281.2
11	2'09.899	36.725	31.439	32.270	29.465	284.9	<b>23rd 84 Zonta VD GOORBE</b> RW-Idrofoglia Racing NED						
12	2'16.403	36.653	31.852	32.477	35.421	283.4	Runs=2 Total laps=14 Full laps=11 Valid laps=8						
13	2'12.616	38.782	32.298	32.134	29.402	285.7	1	2'38.055	33.881	32.507	32.861	31.209	279.0
14	2'09.569	36.712	31.387	32.075	29.395	286.4	2	2'10.125	36.959	31.477	32.352	29.337	284.2
15	2'18.721 *	37.082	33.842*	37.608	30.189	281.9	3	2'13.893	36.763	31.831	34.674	30.625	279.7
<b>20th 75 Albert ARENAS</b> QJMOTOR Gresini Mo SPA													
Runs=3 Total laps=13 Full laps=7 Valid laps=5													
1	2'37.772	32.466	32.685	32.929	29.834	278.3	4	2'13.350	37.268	34.008	32.525	29.549	281.2
2	2'10.231	37.096	31.483	32.234	29.418	281.9	5	2'10.908	37.079	31.828	32.529	29.472	275.5
3	2'14.447 *	37.39*	31.627	34.644	30.782	284.9	6	2'09.787	36.707	31.522	32.208	29.350	279.0
4	2'12.624 *	36.687	33.943*	32.475	29.519	280.5	7	2'23.695	40.796	34.507	38.466	29.926	274.8
5	2'16.201 P	37.222	32.192	33.829	32.958	275.5	8	2'19.223 P	37.157	32.122	36.300	33.644	280.5
6	10'30.028	36.887	34.250	33.139	29.824	274.1	9	11'48.415	35.517	32.584	32.741	29.576	275.5
7	2'10.338	37.080	31.597	32.346	29.315	278.3	10	2'09.712	36.715	31.386	32.341	29.270	280.5
8	2'09.621	36.680	31.448	32.200	29.293	278.3	11	2'10.345	36.769	31.540	32.359	29.677	279.7
9	2'10.016	36.982	31.588	32.298	29.148	281.2	12	2'15.363 *	41.26*	31.755	32.766	29.577	281.2
10	2'10.306	36.768	31.395	32.810	29.333	280.5	13	2'11.739 *	36.753	31.526	33.414*	30.046	280.5
11	2'18.002 P	39.25*	32.234	33.378	33.137	279.0	14	2'14.806 *	36.952	34.937*	33.139	29.778	276.2
12	5'08.876	40.770	32.528	32.965	29.513	276.2	<b>24th 34 Mario AJI</b> IDEMITSU Honda Tea INA						
13	5'16.622 P	36.562		39.765			Runs=2 Total laps=15 Full laps=11 Valid laps=10						
1	2'35.350	35.024	32.724	33.645	30.481	279.7	1	2'35.350	35.024	32.724	33.645	30.481	279.7
2	2'12.074	37.669	32.058	32.519	29.828	286.4	2	2'12.074	37.669	32.058	32.519	29.828	286.4
3	2'10.831	36.901	31.631	32.482	29.817	283.4	3	2'10.831	36.901	31.631	32.482	29.817	283.4
4	2'19.356	36.937	36.313	36.025	30.081	267.9	4	2'19.356	36.937	36.313	36.025	30.081	267.9
5	2'12.436	37.296	32.067	33.143	29.930	281.9	5	2'12.436	37.296	32.067	33.143	29.930	281.9
6	2'14.682	36.879	31.883	35.823	30.097	279.0	6	2'14.682	36.879	31.883	35.823	30.097	279.0
7	2'11.905	37.057	32.017	32.655	30.176	279.0	7	2'11.905	37.057	32.017	32.655	30.176	279.0
8	2'12.181	37.077	32.070	32.954	30.080	277.6	8	2'12.181	37.077	32.070	32.954	30.080	277.6
9	2'27.009 P	43.24*	33.815	33.892	36.058	264.7	9	2'27.009 P	43.24*	33.815	33.892	36.058	264.7
10	10'19.739	36.845	32.103	32.793	29.876	279.7	10	10'19.739	36.845	32.103	32.793	29.876	279.7
11	2'10.337	36.682	31.546	32.602	29.507	279.7	11	2'10.337	36.682	31.546	32.602	29.507	279.7
12	2'17.146 *	41.14*	32.921	32.824	30.260	279.0	12	2'17.146 *	41.14*	32.921	32.824	30.260	279.0
13	2'13.025	38.652	32.299	32.468	29.606	282.7	13	2'13.025	38.652	32.299	32.468	29.606	282.7
14	2'12.474	37.089	32.374	33.113	29.898	279.0	14	2'12.474	37.089	32.374	33.113	29.898	279.0
15	3'22.253 P	46.17*	1'15.667	40.486	39.927	233.2	15	3'22.253 P	46.17*	1'15.667	40.486	39.927	233.2
<b>21st 28 Izan GUEVARA</b> CFMOTO Asterius As SPA													
Runs=3 Total laps=15 Full laps=9 Valid laps=9													
1	2'43.277	33.845	32.886	33.355	30.079	281.2	<b>25th 53 Deniz ÖNCÜ</b> Red Bull KTM Ajo TUR						
2	2'11.385	37.228	31.888	32.529	29.740	283.4	Runs=2 Total laps=12 Full laps=9 Valid laps=6						
3	2'11.026	37.066	31.824	32.499	29.637	282.7	1	2'34.837	35.513	33.028	33.505	30.303	279.7
4	2'13.518	37.017	34.335	32.501	29.665	281.9	2	2'10.837	36.943	31.905	32.240	29.749	284.2
5	2'19.511 P	37.037	31.612	36.589	34.273	283.4	3	2'10.703	36.980	31.417	32.678	29.628	283.4
6	5'36.398	33.480	32.071	32.595	29.761	280.5	4	3'56.044 P	37.177	2'09.946	34.013	34.908	274.8
7	2'12.072	37.107	32.376	32.755	29.834	279.0	5	14'32.101	34.173	32.515	32.965	29.658	280.5
8	2'12.111	37.399	31.951	32.706	30.055	279.0	6	2'10.850	36.914	31.574	32.644	29.718	282.7
9	2'17.255 P	37.999	32.217	32.940	34.099	279.7	7	2'11.022	37.095	31.750	32.529	29.648	281.9
10	6'58.220	35.201	32.086	32.564	29.638	279.7	8	2'26.765 *	44.36*	31.940	40.869	29.592	280.5
11	2'09.899	36.749	31.450	32.274	29.426	277.6	9	2'10.401	36.819	31.572	32.420	29.590	283.4
12	2'13.926	39.136	32.748	32.582	29.460	280.5	10	2'12.973	38.597	31.857	32.712	29.807	283.4
13	2'09.709	36.841	31.486	32.084	29.298	282.7	11	2'10.919 *	37.134	31.605	32.699*	29.481	281.9
14	2'15.115	36.820	31.642	36.701	29.952	280.5	12	2'11.142 *	37.296	31.824*	32.479	29.543	281.9
15	2'43.342 P	47.900	38.047	38.724	38.671	243.7							
<b>22nd 14 Tony ARBOLINO</b> Elf Marc VDS Racing ITA													
Runs=2 Total laps=14 Full laps=11 Valid laps=7													
1	3'09.194	35.061	32.912	32.821	29.947	279.0							
2	2'10.293	36.886	31.734	32.156	29.517	283.4							
3	2'09.982 *	36.592	31.544*	32.377	29.469	283.4							
4	2'10.151 *	36.687	31.575*	32.386	29.503	283.4							
5	2'18.468	37.048	33.681	36.992	30.747	276.9							
6	2'09.998	36.562	31.816	32.221	29.399	281.9							
7	2'09.711	36.529	31.500	32.438	29.244	282.7							
8	2'10.063	36.659	31.549	32.404	29.451	280.5							
9	2'23.589 P	42.06*	34.014	33.278	34.233	279.7							
10	10'59.690	37.392	33.289	33.127	29.732	272.7							

**Fastest Lap:** Fermin ALDEGUER Beta Tools SpeedUp SPA 2'08.359 36.458 31.095 31.889 28.917

These data/results cannot be reproduced, stored and/or transmitted in whole or in part by any manner of electronic, mechanical, photocopying, recording, broadcasting or otherwise now known or herein after developed without the previous express consent by the copyright owner, except for reproduction in daily press and regular printed publications on sale to the public within 60 days of the event related to those data/results and always provided that copyright symbol appears together as follows below.  
© DORNA, 2024

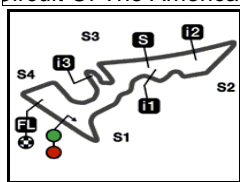
## Practice Nr. 1

Moto2

Lap	Lap Time	T1	T2	T3	T4	Speed	Lap	Lap Time	T1	T2	T3	T4	Speed		
<b>26th</b>	<b>81</b>	<b>Senna AGIUS</b>				Liqui Moly Husqvarna AUS			7	2'24.511 P	37.702	32.216	40.566	34.027	279.7
		Runs=2	Total laps=14	Full laps=11	Valid laps=7										
1	2'49.231	35.420	32.532	33.216	29.746	282.7	8	14'32.608	34.229	32.387	33.059	30.032	283.4		
2	<b>2'11.067</b>	37.049	31.858	32.581	29.579	282.7	9	<b>2'11.891</b>	<b>37.368</b>	<b>31.769</b>	32.808	29.946	279.0		
3	<b>2'13.165</b>	37.139	34.101	32.450	29.475	282.7	10	<b>2'32.305</b>	43.716	33.522	40.752	34.315	258.9		
4	2'12.440 *	37.121	33.369*	32.465	29.485	282.7	11	<b>2'12.983</b>	37.619	32.403	33.133	<b>29.828</b>	279.7		
5	<b>2'11.376</b>	36.943	31.858	32.857	29.718	<b>285.7</b>	12	<b>2'12.429</b>	37.496	32.143	32.901	29.889	281.2		
6	<b>2'10.476</b>	37.063	31.666	32.351	<b>29.396</b>	284.2	13	3'02.369 P	41.352	1'01.558	39.407	40.052	257.7		
7	<b>2'10.980</b>	37.038	31.635	32.582	29.725	283.4									
8	2'15.190 P	37.940	31.853	32.570	<b>32.827</b>	280.5									
9	12'10.830	34.659	32.433	32.742	29.995	276.2									
10	<b>2'12.073</b>	37.174	<b>31.609</b>	<b>32.215</b>	31.075	279.0									
11	2'10.813 *	37.250	31.652*	32.285	29.626	281.2									
12	<b>2'12.962</b>	39.056	31.805	32.443	29.658	281.9									
13	2'11.412 *	<b>37.222</b>	32.025	<b>32.740*</b>	29.425	281.2									
14	2'10.556 *	<b>36.841</b>	31.931*	32.304	29.480	281.9									
<b>27th</b>	<b>11</b>	<b>Alex ESCRIG</b>				KLINT Forward Factor SPA									
		Runs=3	Total laps=12	Full laps=7	Valid laps=5										
1	2'17.715	34.860	32.649	32.939	30.120	278.3									
2	<b>2'12.652</b>	37.718	32.058	32.644	30.232	279.7									
3	<b>2'13.480</b>	37.404	31.960	32.799	31.317	<b>280.5</b>									
4	<b>2'20.362</b>	39.244	32.851	33.837	34.430	255.9									
5	2'21.159 P	37.653	32.265	35.709	<b>35.532</b>	<b>277.6</b>									
6	8'51.813	35.137	33.686	33.981	30.425	276.2									
7	2'12.417 *	37.399	31.995	32.868	30.155*	278.3									
8	2'21.129 P	37.76*	34.690	34.009	<b>34.670</b>	<b>275.5</b>									
9	10'13.423	35.938	35.470	35.563	31.260	279.7									
10	<b>2'10.978</b>	37.165	<b>31.681</b>	<b>32.474</b>	29.658	280.5									
11	<b>2'10.948</b>	<b>36.888</b>	31.742	32.707	<b>29.611</b>	279.7									
12	2'18.336 *	38.75*	34.760*	34.579	30.240*	271.3									
<b>28th</b>	<b>43</b>	<b>Xavier ARTIGAS</b>				KLINT Forward Factor SPA									
		Runs=2	Total laps=13	Full laps=9	Valid laps=8										
1	2'23.516	34.324	32.824	33.414	30.058	280.5									
2	<b>2'12.491</b>	37.406	32.213	32.871	30.001	281.2									
3	<b>2'14.614</b>	37.877	32.391	34.171	30.175	281.2									
4	<b>2'12.831</b>	37.643	32.188	33.018	29.982	278.3									
5	2'21.112 P	37.705	32.194	35.880	<b>35.333</b>	<b>277.6</b>									
6	10'37.089	35.198	32.828	36.651	29.983	276.9									
7	<b>2'11.151</b>	<b>37.106</b>	<b>31.774</b>	<b>32.574</b>	29.697	<b>282.7</b>									
8	<b>2'11.619</b>	37.275	31.840	32.854	<b>29.650</b>	279.7									
9	<b>2'14.603</b>	37.334	32.850	34.178	30.241	280.5									
10	<b>2'11.972</b>	37.375	32.024	32.778	29.795	279.0									
11	2'16.132 *	39.21*	34.424	32.823	29.671	279.7									
12	<b>2'17.314</b>	38.332	32.450	32.911	33.621	279.7									
13	2'22.366 P	39.10*	33.134	33.763	36.363	<b>277.6</b>									
<b>29th</b>	<b>20</b>	<b>Xavi CARDELUS</b>				Fantic Racing AND									
		Runs=2	Total laps=13	Full laps=9	Valid laps=9										
1	2'28.679	35.091	32.524	33.296	30.540	280.5									
2	<b>2'13.107</b>	37.940	32.045	33.003	30.119	281.2									
3	<b>2'17.055</b>	38.013	32.385	36.653	30.004	279.0									
4	<b>2'18.159</b>	38.562	36.600	33.025	29.972	281.2									
5	<b>2'13.132</b>	37.613	32.153	33.171	30.195	280.5									
6	<b>2'12.396</b>	37.482	31.982	<b>32.792</b>	30.140	<b>284.9</b>									

**Fastest Lap:** Fermin ALDEGUER Beta Tools SpeedUp SPA **2'08.359** 36.458 31.095 31.889 28.917

These data/results cannot be reproduced, stored and/or transmitted in whole or in part by any manner of electronic, mechanical, photocopying, recording, broadcasting or otherwise now known or herein after developed without the previous express consent by the copyright owner, except for reproduction in daily press and regular printed publications on sale to the public within 60 days of the event related to those data/results and always provided that copyright symbol appears together as follows below.  
© DORNA, 2024



5513 m.

## RED BULL GRAND PRIX OF THE AMERICAS

## Practice Nr. 1

## Best Partial Times

Moto2™

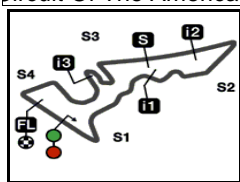
IT Ideal Lap Time, sum of the best partial times

BT Best Lap Time

T1		T2		T3		T4				IT		BT	
Pos	Rider	Time	Rider	Time	Rider	Time	Rider	Time	Pos	Rider	IT	BT	
1	S.GARCIA	36.090	A.LOPEZ	31.072	J.DIXON	31.750	F.ALDEGUER	28.917	1	F.ALDEGUER	2'08.287	2'08.359	(1)
2	B.BALTUS	36.290	F.ALDEGUER	31.074	M.RAMIREZ	31.845	D.FOGGIA	28.995	2	D.FOGGIA	2'08.519	2'08.729	(3)
3	A.OGURA	36.302	D.FOGGIA	31.214	F.ALDEGUER	31.889	J.DIXON	29.019	3	J.DIXON	2'08.540	2'08.865	(5)
4	D.FOGGIA	36.308	M.RAMIREZ	31.248	C.VIETTI	31.907	B.BALTUS	29.082	4	S.GARCIA	2'08.550	2'08.641	(2)
5	B.BENDSNEYDE	36.337	S.GARCIA	31.258	J.ROBERTS	31.962	C.VIETTI	29.096	5	M.RAMIREZ	2'08.584	2'08.783	(4)
6	J.ROBERTS	36.366	A.CANET	31.265	B.BENDSNEYDE	31.974	M.RAMIREZ	29.106	6	B.BALTUS	2'08.820	2'08.894	(6)
7	A.CANET	36.369	A.OGURA	31.270	D.MOREIRA	31.989	A.ARENAS	29.148	7	A.OGURA	2'08.827	2'09.067	(9)
8	M.RAMIREZ	36.385	C.VIETTI	31.278	J.ALCOBA	32.001	A.LOPEZ	29.151	8	A.LOPEZ	2'08.836	2'09.044	(8)
9	F.SALAC	36.396	M.GONZALEZ	31.304	D.FOGGIA	32.002	A.OGURA	29.164	9	A.CANET	2'08.881	2'09.127	(10)
10	F.ALDEGUER	36.407	J.DIXON	31.308	J.MASIA	32.016	S.GARCIA	29.167	10	C.VIETTI	2'08.885	2'09.006	(7)
11	J.DIXON	36.463	J.ROBERTS	31.348	B.BALTUS	32.016	J.ALCOBA	29.170	11	J.ROBERTS	2'08.922	2'09.263	(14)
12	T.ARBOLINO	36.478	S.CHANTRA	31.359	F.SALAC	32.018	B.BENDSNEYDE	29.185	12	B.BENDSNEYDE	2'09.064	2'09.208	(13)
13	J.ALCOBA	36.502	Z.VD GOORBER	31.386	S.GARCIA	32.035	A.CANET	29.211	13	J.ALCOBA	2'09.077	2'09.132	(11)
14	A.LOPEZ	36.539	D.BINDER	31.387	A.CANET	32.036	S.CHANTRA	29.230	14	F.SALAC	2'09.171	2'09.171	(12)
15	M.GONZALEZ	36.544	A.ARENAS	31.395	M.GONZALEZ	32.039	T.ARBOLINO	29.244	15	M.GONZALEZ	2'09.247	2'09.286	(15)
16	D.MOREIRA	36.550	J.MASIA	31.397	A.LOPEZ	32.074	J.ROBERTS	29.246	16	D.MOREIRA	2'09.268	2'09.369	(16)
17	A.ARENAS	36.562	J.ALCOBA	31.404	D.BINDER	32.075	Z.VD GOORBER	29.270	17	T.ARBOLINO	2'09.287	2'09.711	(22)
18	C.VIETTI	36.604	D.MOREIRA	31.408	I.GUEVARA	32.084	F.SALAC	29.279	18	A.ARENAS	2'09.305	2'09.621	(20)
19	J.MASIA	36.631	T.ARBOLINO	31.409	A.OGURA	32.091	I.GUEVARA	29.298	19	S.CHANTRA	2'09.323	2'09.505	(17)
20	S.CHANTRA	36.636	D.ÖNCÜ	31.417	S.CHANTRA	32.098	D.MOREIRA	29.321	20	J.MASIA	2'09.395	2'09.535	(18)
21	D.BINDER	36.653	B.BALTUS	31.432	T.ARBOLINO	32.156	J.MASIA	29.351	21	D.BINDER	2'09.510	2'09.569	(19)
22	M.AJI	36.682	I.GUEVARA	31.450	A.ARENAS	32.200	M.GONZALEZ	29.360	22	Z.VD GOORBER	2'09.571	2'09.712	(23)
23	Z.VD GOORBER	36.707	F.SALAC	31.478	Z.VD GOORBER	32.208	D.BINDER	29.395	23	I.GUEVARA	2'09.581	2'09.709	(21)
24	I.GUEVARA	36.749	M.AJI	31.546	S.AGIUS	32.215	S.AGIUS	29.396	24	D.ÖNCÜ	2'09.957	2'10.401	(25)

These data/results cannot be reproduced, stored and/or transmitted in whole or in part by any manner of electronic, mechanical, photocopying, recording, broadcasting or otherwise now known or herein after developed without the previous express consent by the copyright owner, except for reproduction in daily press and regular printed publications on sale to the public within 60 days of the event related to those data/results and always provided that copyright symbol appears together as follows below.  
© DORNA, 2024





5513 m.

## RED BULL GRAND PRIX OF THE AMERICAS

## Practice Nr. 1

## Best Partial Times

Moto2™

*IT* Ideal Lap Time, sum of the best partial times*BT* Best Lap Time

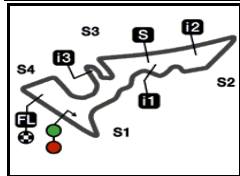
<b>T1</b>		<b>T2</b>		<b>T3</b>		<b>T4</b>		<b>Pos</b>	<b>Rider</b>	<b>IT</b>	<b>BT</b>	
<i>Pos</i>	<i>Rider</i>	<i>Time</i>	<i>Rider</i>	<i>Time</i>	<i>Rider</i>	<i>Time</i>	<i>Rider</i>	<i>Time</i>				
25	D.ÖNCÜ	36.819	B.BENDSNEYDE	31.568	D.ÖNCÜ	32.240	D.ÖNCÜ	29.481	25	<b>S.AGIUS</b>	2'10.061	2'10.476 (26)
26	<b>S.AGIUS</b>	<b>36.841</b>	<b>S.AGIUS</b>	<b>31.609</b>	<b>M.AJI</b>	<b>32.468</b>	<b>M.AJI</b>	<b>29.507</b>	26	<b>M.AJI</b>	2'10.203	2'10.337 (24)
27	A.ESCRIG	36.888	A.ESCRIG	31.681	A.ESCRIG	32.474	A.ESCRIG	29.611	27	<b>A.ESCRIG</b>	2'10.654	2'10.948 (27)
28	<b>X.ARTIGAS</b>	<b>37.106</b>	<b>X.CARDELUS</b>	<b>31.769</b>	<b>X.ARTIGAS</b>	<b>32.574</b>	<b>X.ARTIGAS</b>	<b>29.650</b>	28	<b>X.ARTIGAS</b>	2'11.104	2'11.151 (28)
29	X.CARDELUS	37.368	X.ARTIGAS	31.774	X.CARDELUS	32.792	X.CARDELUS	29.828	29	<b>X.CARDELUS</b>	2'11.757	2'11.891 (29)

These data/results cannot be reproduced, stored and/or transmitted in whole or in part by any manner of electronic, mechanical, photocopying, recording, broadcasting or otherwise now known or herein after developed without the previous express consent by the copyright owner, except for reproduction in daily press and regular printed publications on sale to the public within 60 days of the event related to those data/results and always provided that copyright symbol appears together as follows below.

© DORNA, 2024

Official MotoGP Timing by TISSOT

www.motogp.com




5513 m.

## RED BULL GRAND PRIX OF THE AMERICAS

## Practice Nr. 1

## Fastest Laps Sequence

<i>Practice Time</i>	 <i>Rider</i>	<i>Nation</i>	<i>Motorcycle</i>	<i>Time</i>	<i>Km/h</i>	<i>Rider's Lap</i>
<b>4'25.815</b>	21 <b>Alonso LOPEZ</b>	SPA	BOSCOSCURO	<b>2'10.605</b>	151.9	2
<b>4'26.942</b>	52 <b>Jeremy ALCOBA</b>	SPA	KALEX	<b>2'10.367</b>	152.2	2
<b>4'36.402</b>	71 <b>Dennis FOGGIA</b>	ITA	KALEX	<b>2'09.638</b>	153.0	2
<b>4'58.192</b>	18 <b>Manuel GONZALEZ</b>	SPA	KALEX	<b>2'09.286</b>	153.5	2
<b>6'48.644</b>	54 <b>Fermin ALDEGUER</b>	SPA	BOSCOSCURO	<b>2'09.146</b>	153.6	3
<b>8'57.682</b>	54 <b>Fermin ALDEGUER</b>	SPA	BOSCOSCURO	<b>2'09.038</b>	153.8	4
<b>15'30.343</b>	54 <b>Fermin ALDEGUER</b>	SPA	BOSCOSCURO	<b>2'08.975</b>	153.8	7
<b>31'17.801</b>	54 <b>Fermin ALDEGUER</b>	SPA	BOSCOSCURO	<b>2'08.418</b>	154.5	10
<b>40'00.506</b>	54 <b>Fermin ALDEGUER</b>	SPA	BOSCOSCURO	<b>2'08.359</b>	154.6	14

These data/results cannot be reproduced, stored and/or transmitted in whole or in part by any manner of electronic, mechanical, photocopying, recording, broadcasting or otherwise now known or herein after developed without the previous express consent by the copyright owner, except for reproduction in daily press and regular printed publications on sale to the public within 60 days of the event related to those data/results and always provided that copyright symbol appears together as follows below.

© DORNA, 2024