


5513 m.

## RED BULL GRAND PRIX OF THE AMERICAS

## Race

Classification after 20 laps = 110.26 km

29

Pos		Rider	Nation	Team	Motorcycle	Total Time	Km/h	Gap
1	25	12 <b>Maverick VIÑALES</b>	SPA	Aprilia Racing	APRILIA	<b>41'09.503</b>	160.7	
2	20	31 <b>Pedro ACOSTA</b>	SPA	Red Bull GASGAS Tech3	KTM	<b>41'11.231</b>	160.6	1.728
3	16	23 <b>Enea BASTIANINI</b>	ITA	Ducati Lenovo Team	DUCATI	<b>41'12.206</b>	160.5	2.703
4	13	89 <b>Jorge MARTIN</b>	SPA	Prima Pramac Racing	DUCATI	<b>41'14.193</b>	160.4	4.690
5	11	1 <b>Francesco BAGNAIA</b>	ITA	Ducati Lenovo Team	DUCATI	<b>41'16.895</b>	160.2	7.392
6	10	49 <b>Fabio DI GIANNANTONIO</b>	ITA	Pertamina Enduro VR46 Racing T	DUCATI	<b>41'19.483</b>	160.0	9.980
7	9	41 <b>Aleix ESPARGARO</b>	SPA	Aprilia Racing	APRILIA	<b>41'21.711</b>	159.9	12.208
8	8	72 <b>Marco BEZZECCHI</b>	ITA	Pertamina Enduro VR46 Racing T	DUCATI	<b>41'22.846</b>	159.8	13.343
9	7	33 <b>Brad BINDER</b>	RSA	Red Bull KTM Factory Racing	KTM	<b>41'24.434</b>	159.7	14.931
10	6	25 <b>Raul FERNANDEZ</b>	SPA	Trackhouse Racing	APRILIA	<b>41'26.159</b>	159.6	16.656
11	5	88 <b>Miguel OLIVEIRA</b>	POR	Trackhouse Racing	APRILIA	<b>41'28.045</b>	159.5	18.542
12	4	20 <b>Fabio QUARTARARO</b>	FRA	Monster Energy Yamaha MotoGP	YAMAHA	<b>41'32.402</b>	159.2	22.899
13	3	43 <b>Jack MILLER</b>	AUS	Red Bull KTM Factory Racing	KTM	<b>41'33.514</b>	159.1	24.011
14	2	37 <b>Augusto FERNANDEZ</b>	SPA	Red Bull GASGAS Tech3	KTM	<b>41'37.155</b>	158.9	27.652
15	1	73 <b>Alex MARQUEZ</b>	SPA	Gresini Racing MotoGP	DUCATI	<b>41'42.358</b>	158.6	32.855
16		10 <b>Luca MARINI</b>	ITA	Repsol Honda Team	HONDA	<b>41'43.032</b>	158.5	33.529

## Not classified

93	<b>Marc MARQUEZ</b>	SPA	Gresini Racing MotoGP	DUCATI	<b>20'36.524</b>	160.5	10 laps
42	<b>Alex RINS</b>	SPA	Monster Energy Yamaha MotoGP	YAMAHA	<b>20'48.178</b>	159.0	10 laps
36	<b>Joan MIR</b>	SPA	Repsol Honda Team	HONDA	<b>16'40.803</b>	158.6	12 laps
21	<b>Franco MORBIDELLI</b>	ITA	Prima Pramac Racing	DUCATI	<b>14'29.451</b>	159.7	13 laps
30	<b>Takaaki NAKAGAMI</b>	JPN	IDEMITSU Honda LCR	HONDA	<b>12'32.563</b>	158.2	14 laps
5	<b>Johann ZARCO</b>	FRA	CASTROL Honda LCR	HONDA	<b>12'55.867</b>	153.4	14 laps

## Race condition: Dry

Air: 27°  
Humidity: 56%  
Ground: 42°

## Pole Position:

## Fastest Lap (New record):

## Best Race Lap:

## All Time Lap Record:

		<b>Maverick VIÑALES</b>	<b>2'00.864</b>	164.2 Km/h
Lap 14		<b>Maverick VIÑALES</b>	<b>2'02.575</b>	161.9 Km/h
2023		<b>Alex RINS</b>	<b>2'03.126</b>	161.1 Km/h
2024		<b>Maverick VIÑALES</b>	<b>2'00.864</b>	164.2 Km/h

13:35'00

13:40'07

13:59'49

14:02'39

14:04'06

14:15'34 Johann ZARCO

14:17'20 Takaaki NAKAGAMI

14:17'55 Franco MORBIDELLI

14:20'02 Joan MIR

14:23'38 Alex MARQUEZ

14:23'49 Alex MARQUEZ

14:24'14 Marc MARQUEZ

14:24'35 **Francesco BAGNAIA**

14:25'24 Alex RINS

14:41'54 **Jorge MARTIN**

## SIGHTING LAP START

All bikes on grid

## WARM UP LAP START

## RACE START

No jump starts

entered pits and retired

crashed out - Rider OK

crashed out - Rider OK

crashed out - Rider OK

crashed out - Rider OK

re-joined race

crashed out - Rider OK

track limits warning

crashed out - Rider OK

track limits warning

The results are provisional until the end of the limit for protest and appeals.

Time limit for protest expires 60' after publication of the results - ..... Time: .....

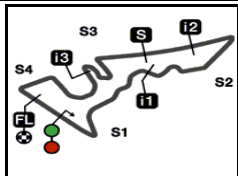
These data/results cannot be reproduced, stored and/or transmitted in whole or in part by any manner of electronic, mechanical, photocopying, recording, broadcasting or otherwise now known or herein after developed without the previous express consent by the copyright owner, except for reproduction in daily press and regular printed publications on sale to the public within 60 days of the event related to those data/results and always provided that copyright symbol appears together as follows below.

© DORNA, 2024

Official MotoGP Timing by TISSOT  
www.motogp.com

Austin, Sunday, April 14, 2024





5513 m.

# RED BULL GRAND PRIX OF THE AMERICAS

# MotoGP™

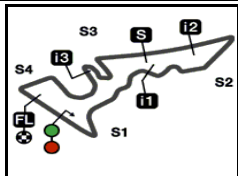
**30**

## World Championship Classification

Rider	Points	Leader	Prev	QAT	POR	AME	SPA	FRA	CAT	ITA	KAZ	NED	GER	GBR	AUT	ARA	RSM	IND	INA	JPN	AUS	THA	MAL	VAL	
1 <b>MARTIN</b> Jorge [SPA]	80			28 12 16	32 7 25	20 7 13																			
2 <b>BASTIANINI</b> Enea [ITA]	59	21	21	15 4 11	24 4 20	20 4 16																			
3 <b>VIÑALES</b> Maverick [SPA]	56	24	3	7 1 6	12 12 -	37 12 25																			
4 <b>ACOSTA</b> Pedro [SPA]	54	26	2	9 2 7	19 3 16	26 6 20																			
5 <b>BAGNAIA</b> Francesco [ITA]	50	30	4	31 6 25	6 6 -	13 2 11																			
6 <b>BINDER</b> Brad [RSA]	49	31	1	29 9 20	13 - 13	7 0 7																			
7 <b>ESPARGARO</b> Alex [SPA]	39	41	10	15 7 8	10 2 8	14 5 9																			
8 <b>MARQUEZ</b> Marc [SPA]	36	44	3	18 5 13	9 9 0	9 9																			
9 <b>DI GIANNANTONIO</b> Fabio [ITA]	25	55	11	9 - 9	6 - 6	10 - 10																			
10 <b>MILLER</b> Jack [AUS]	22	58	3	0 0 0	16 5 11	6 3 3																			
11 <b>BEZZECCHI</b> Marco [ITA]	20	60	2	2 0 2	10 0 10	8 0 8																			
12 <b>QUARTARARO</b> Fabio [FRA]	19	61	1	5 0 5	10 1 9	4 0 4																			

These data/results cannot be reproduced, stored and/or transmitted in whole or in part by any manner of electronic, mechanical, photocopying, recording, broadcasting or otherwise now known or herein after developed without the previous express consent by the copyright owner, except for reproduction in daily press and regular printed publications on sale to the public within 60 days of the event related to those data/results and always provided that copyright symbol appears together as follows below.  
© DORNA, 2024





RED BULL GRAND PRIX OF THE AMERICAS

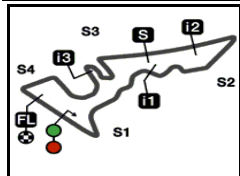
30

5513 m.

World Championship Classification

Rider	Points	Leader	Prev	QAT	POR	AME	SPA	FRA	CAT	ITA	KAZ	NED	GER	GBR	AUT	ARA	RSM	IND	INA	JPN	AUS	THA	MAL	VAL	
13 <b>MARQUEZ</b> Alex [SPA]	14	66	5	13 3 10	0 -	1 0 1																			
14 <b>OLIVEIRA</b> Miguel [POR]	13	67	1	1 0 1	7 0 7	5 0 5																			
15 <b>FERNANDEZ</b> Raul [SPA]	7	73	6	0 0 -	0 -	7 1 6																			
16 <b>FERNANDEZ</b> Augusto [SPA]	7	73	0	0 0 0	5 0 5	2 - 2																			
17 <b>MIR</b> Joan [SPA]	7	73	0	3 0 3	4 0 4	- -																			
18 <b>ZARCO</b> Johann [FRA]	5	75	2	4 0 4	1 - 1	- -																			
19 <b>RINS</b> Alex [SPA]	3	77	2	0 0 0	3 - 3	0 0																			
20 <b>NAKAGAMI</b> Takaaki [JPN]	2	78	1	0 0 0	2 0 2	- -																			
21 <b>MARINI</b> Luca [ITA]	0	80	2	0 0 0	0 0 0	0 0 0																			
22 <b>MORBIDELLI</b> Franco [ITA]	0	80	0	0 0 0	0 0 0	0 0																			

These data/results cannot be reproduced, stored and/or transmitted in whole or in part by any manner of electronic, mechanical, photocopying, recording, broadcasting or otherwise now known or herein after developed without the previous express consent by the copyright owner, except for reproduction in daily press and regular printed publications on sale to the public within 60 days of the event related to those data/results and always provided that copyright symbol appears together as follows below.  
© DORNA, 2024



5513 m.

## RED BULL GRAND PRIX OF THE AMERICAS

MotoGP™

30

## World Championship Classification

Constructor	Points	Leader	Previous	QAT	POR	AME	SPA	FRA	CAT	ITA	KAZ	NED	GER	GBR	AUT	ARA	RSM	IND	INA	JPN	AUS	THA	MAL	VAL	
1 DUCATI	96			37	34	25																			
2 KTM	76	20	20	29	21	26																			
3 APRILIA	72	24	4	15	20	37																			
4 YAMAHA	19	77	53	5	10	4																			
5 HONDA	8	88	11	4	4	-																			

Team	Points	Leader	Previous	QAT	POR	AME	SPA	FRA	CAT	ITA	KAZ	NED	GER	GBR	AUT	ARA	RSM	IND	INA	JPN	AUS	THA	MAL	VAL	
1 DUCATI LENOVO TEAM	109			46	30	33																			
2 APRILIA RACING	95	14	14	22	22	51																			
3 PRIMA PRAMAC RACING	80	29	15	28	32	20																			
4 RED BULL KTM FACTORY RACING	71	38	9	29	29	13																			
5 RED BULL GASGAS TECH3	61	48	10	9	24	28																			
6 GRESINI RACING MOTOGP	50	59	11	31	9	10																			
7 PERTAMINA ENDURO VR46 RACING TE	45	64	5	11	16	18																			
8 MONSTER ENERGY YAMAHA MOTOGP	22	87	23	5	13	4																			
9 TRACKHOUSE RACING	20	89	2	1	7	12																			
10 REPSOL HONDA TEAM	7	102	13	3	4	-																			
11 LCR HONDA	7	102	0	4	3	-																			

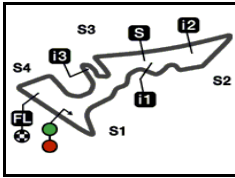
These data/results cannot be reproduced, stored and/or transmitted in whole or in part by any manner of electronic, mechanical, photocopying, recording, broadcasting or otherwise now known or herein after developed without the previous express consent by the copyright owner, except for reproduction in daily press and regular printed publications on sale to the public within 60 days of the event related to those data/results and always provided that copyright symbol appears together as follows below.  
© DORNA, 2024

Official MotoGP Timing by TISSOT  
www.motogp.com



Austin, Sunday, April 14, 2024

Page 3 of 3



5513 m.

RED BULL GRAND PRIX OF THE AMERICAS

Race

Lap Chart

31

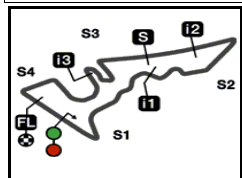
Pos	1	2	3	4	5	6	7	8	9	10	11	12	13	14	15	16	17	18	19	20	21	22
Grid	12	31	93	1	23	89	41	49	21	72	43	73	25	88	42	20	33	37	5	36	30	10



1	31	89	43	93	1	23	42	73	12	49	21	41	72	30	33	25	88	37	10	20	5	36
2	31	89	1	93	43	23	73	12	42	49	21	41	72	33	88	25	37	30	20	5	36	10
3	31	89	1	93	43	23	73	12	42	49	21	41	72	33	88	37	25	30	20	5	36	10
4	89	93	1	31	43	23	12	73	49	21	41	42	72	88	33	37	25	20	30	5	36	10
5	89	1	93	31	43	23	12	73	49	21	41	72	42	88	33	25	37	20	30	36	10	5
6	89	1	31	93	43	23	12	73	49	21	41	88	72	25	42	33	37	20	30	36	10	5
7	89	31	93	1	12	43	23	73	49	21	41	88	72	25	42	33	37	20	36	10		
8	89	31	93	1	12	23	43	73	49	41	72	25	33	37	88	42	20	36	10			
9	89	31	93	12	1	23	43	73	49	41	72	25	33	88	37	20	42	10				
10	31	93	89	12	1	23	73	49	43	41	72	25	33	88	37	20	42	10				
L	11	31	12	89	1	23	49	43	41	72	25	33	88	37	20	10	73					
a	12	31	12	89	1	23	49	43	41	72	25	33	88	20	37	10	73					
P	13	12	31	89	23	1	49	41	43	72	33	25	88	20	37	10	73					
S	14	12	31	89	23	1	49	41	72	43	33	25	88	20	37	10	73					
	15	12	31	89	23	1	49	41	72	33	25	88	43	20	37	10	73					
	16	12	31	89	23	1	49	41	72	33	25	88	43	20	37	10	73					
	17	12	31	89	23	1	49	41	72	33	25	88	43	20	37	73	10					
	18	12	31	89	23	1	49	41	72	33	25	88	43	20	37	73	10					
	19	12	31	23	89	1	49	41	72	33	25	88	43	20	37	73	10					
	20	12	31	23	89	1	49	41	72	33	25	88	20	43	37	73	10					

Winner     Lapped rider

These data/results cannot be reproduced, stored and/or transmitted in whole or in part by any manner of electronic, mechanical, photocopying, recording, broadcasting or otherwise now known or herein after developed without the previous express consent by the copyright owner, except for reproduction in daily press and regular printed publications on sale to the public within 60 days of the event related to those data/results and always provided that copyright symbol appears together as follows below.  
© DORNA, 2024




5513 m.

## RED BULL GRAND PRIX OF THE AMERICAS

## Race

## Fastest Lap of Each Rider

32

	Rider	Nation	Team	Motorcycle	Time	Lap Total	Gap
1	12 <b>Maverick VIÑALES</b>	SPA	Aprilia Racing	APRILIA	<b>2'02.575</b>	14 20	
2	1 <b>Francesco BAGNAIA</b>	ITA	Ducati Lenovo Team	DUCATI	<b>2'02.901</b>	2 20	0.326 0.326
3	31 <b>Pedro ACOSTA</b>	SPA	Red Bull GASGAS Tech3	KTM	<b>2'02.966</b>	14 20	0.391 0.065
4	23 <b>Enea BASTIANINI</b>	ITA	Ducati Lenovo Team	DUCATI	<b>2'03.051</b>	17 20	0.476 0.085
5	89 <b>Jorge MARTIN</b>	SPA	Prima Pramac Racing	DUCATI	<b>2'03.100</b>	14 20	0.525 0.049
6	93 <b>Marc MARQUEZ</b>	SPA	Gresini Racing MotoGP	DUCATI	<b>2'03.149</b>	3 10	0.574 0.049
7	88 <b>Miguel OLIVEIRA</b>	POR	Trackhouse Racing	APRILIA	<b>2'03.179</b>	7 20	0.604 0.030
8	21 <b>Franco MORBIDELLI</b>	ITA	Prima Pramac Racing	DUCATI	<b>2'03.197</b>	6 7	0.622 0.018
9	49 <b>Fabio DI GIANNANTONIO</b>	ITA	Pertamina Enduro VR46 Racing Tea	DUCATI	<b>2'03.212</b>	6 20	0.637 0.015
10	25 <b>Raul FERNANDEZ</b>	SPA	Trackhouse Racing	APRILIA	<b>2'03.314</b>	7 20	0.739 0.102
11	41 <b>Aleix ESPARGARO</b>	SPA	Aprilia Racing	APRILIA	<b>2'03.329</b>	7 20	0.754 0.015
12	33 <b>Brad BINDER</b>	RSA	Red Bull KTM Factory Racing	KTM	<b>2'03.463</b>	15 20	0.888 0.134
13	73 <b>Alex MARQUEZ</b>	SPA	Gresini Racing MotoGP	DUCATI	<b>2'03.466</b>	2 20	0.891 0.003
14	43 <b>Jack MILLER</b>	AUS	Red Bull KTM Factory Racing	KTM	<b>2'03.468</b>	3 20	0.893 0.002
15	72 <b>Marco BEZZECCHI</b>	ITA	Pertamina Enduro VR46 Racing Tea	DUCATI	<b>2'03.503</b>	14 20	0.928 0.035
16	37 <b>Augusto FERNANDEZ</b>	SPA	Red Bull GASGAS Tech3	KTM	<b>2'03.803</b>	4 20	1.228 0.300
17	20 <b>Fabio QUARTARARO</b>	FRA	Monster Energy Yamaha MotoGP T	YAMAHA	<b>2'03.938</b>	7 20	1.363 0.135
18	36 <b>Joan MIR</b>	SPA	Repsol Honda Team	HONDA	<b>2'03.939</b>	8 8	1.364 0.001
19	42 <b>Alex RINS</b>	SPA	Monster Energy Yamaha MotoGP T	YAMAHA	<b>2'04.115</b>	10 10	1.540 0.176
20	5 <b>Johann ZARCO</b>	FRA	CASTROL Honda LCR	HONDA	<b>2'04.211</b>	3 6	1.636 0.096
21	10 <b>Luca MARINI</b>	ITA	Repsol Honda Team	HONDA	<b>2'04.425</b>	20 20	1.850 0.214
22	30 <b>Takaaki NAKAGAMI</b>	JPN	IDEMITSU Honda LCR	HONDA	<b>2'04.577</b>	6 6	2.002 0.152

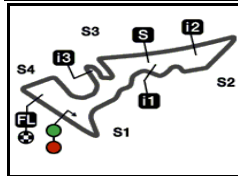
These data/results cannot be reproduced, stored and/or transmitted in whole or in part by any manner of electronic, mechanical, photocopying, recording, broadcasting or otherwise now known or herein after developed without the previous express consent by the copyright owner, except for reproduction in daily press and regular printed publications on sale to the public within 60 days of the event related to those data/results and always provided that copyright symbol appears together as follows below.

© DORNA, 2024

Official MotoGP Timing by TISSOT  
www.motogp.com

Austin, Sunday, April 14, 2024





5513 m.

## RED BULL GRAND PRIX OF THE AMERICAS

After the Race

## Event Best Maximum Speed

33



Rider	Nation Team	Motorcycle	Km/h
33 <b>Brad BINDER</b>	RSA Red Bull KTM Factory Racing	KTM	<b>355.2</b> Sprint
88 <b>Miguel OLIVEIRA</b>	POR Trackhouse Racing	APRILIA	<b>351.7</b> Sprint
72 <b>Marco BEZZECCHI</b>	ITA Pertamina Enduro VR46 Racing T	DUCATI	<b>351.7</b> Sprint
25 <b>Raul FERNANDEZ</b>	SPA Trackhouse Racing	APRILIA	<b>350.6</b> Sprint
1 <b>Francesco BAGNAIA</b>	ITA Ducati Lenovo Team	DUCATI	<b>350.6</b> Sprint
43 <b>Jack MILLER</b>	AUS Red Bull KTM Factory Racing	KTM	<b>349.5</b> Sprint
12 <b>Maverick VIÑALES</b>	SPA Aprilia Racing	APRILIA	<b>348.3</b> Race
21 <b>Franco MORBIDELLI</b>	ITA Prima Pramac Racing	DUCATI	<b>348.3</b> Sprint
23 <b>Enea BASTIANINI</b>	ITA Ducati Lenovo Team	DUCATI	<b>348.3</b> Sprint
93 <b>Marc MARQUEZ</b>	SPA Gresini Racing MotoGP	DUCATI	<b>348.3</b> Race
20 <b>Fabio QUARTARARO</b>	FRA Monster Energy Yamaha MotoGP	YAMAHA	<b>347.2</b> Sprint
31 <b>Pedro ACOSTA</b>	SPA Red Bull GASGAS Tech3	KTM	<b>347.2</b> Sprint
36 <b>Joan MIR</b>	SPA Repsol Honda Team	HONDA	<b>347.2</b> Qualifying Nr. 1
41 <b>Aleix ESPARGARO</b>	SPA Aprilia Racing	APRILIA	<b>347.2</b> Sprint
73 <b>Alex MARQUEZ</b>	SPA Gresini Racing MotoGP	DUCATI	<b>347.2</b> Race
89 <b>Jorge MARTIN</b>	SPA Prima Pramac Racing	DUCATI	<b>347.2</b> Qualifying Nr. 2
42 <b>Alex RINS</b>	SPA Monster Energy Yamaha MotoGP	YAMAHA	<b>346.1</b> Race
49 <b>Fabio DI GIANNANTONIO</b>	ITA Pertamina Enduro VR46 Racing T	DUCATI	<b>345.0</b> Race
10 <b>Luca MARINI</b>	ITA Repsol Honda Team	HONDA	<b>345.0</b> Race
30 <b>Takaaki NAKAGAMI</b>	JPN IDEMITSU Honda LCR	HONDA	<b>343.9</b> Practice
37 <b>Augusto FERNANDEZ</b>	SPA Red Bull GASGAS Tech3	KTM	<b>343.9</b> Race
5 <b>Johann ZARCO</b>	FRA CASTROL Honda LCR	HONDA	<b>341.7</b> Qualifying Nr. 1

These data/results cannot be reproduced, stored and/or transmitted in whole or in part by any manner of electronic, mechanical, photocopying, recording, broadcasting or otherwise now known or herein after developed without the previous express consent by the copyright owner, except for reproduction in daily press and regular printed publications on sale to the public within 60 days of the event related to those data/results and always provided that copyright symbol appears together as follows below.

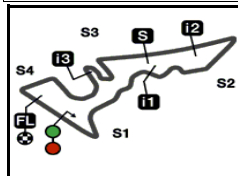
© DORNA, 2024

Official MotoGP Timing by TISSOT  
www.motogp.com



Austin, Sunday, April 14, 2024





5513 m.

## RED BULL GRAND PRIX OF THE AMERICAS

## Race

## Chronological Analysis of Performances

34

\* Lap / Sector time cancelled

T1 Time from finish line to 1st intermediate

T3 Time from 2nd intermed. to 3rd intermed.

P Crossing the finish line in pit lane

T2 Time from 1st intermed. to 2nd intermed.

T4 Time from 3rd intermediate to finish line

\*\*Tyre data subject to further updates

Lap	Lap Time	T1	T2	T3	T4	Speed	Lap	Lap Time	T1	T2	T3	T4	Speed	
<b>1st</b>	<b>12</b>	<b>Maverick VIÑALES</b>				APRILIA	SPA	15	<b>2'03.237</b>	34.820	29.853	30.460	<b>28.104</b>	340.6
		Aprilia Racing						16	<b>2'03.478</b>	34.925	29.925	30.436	28.192	337.5
		Runs=1 Total laps=20 Full laps=19 Valid laps=19						17	<b>2'03.065</b>	34.787	29.709	30.412	28.157	337.5
<b>Run #</b>	<b>1</b>	<b>Front Tyre</b>	<b>Slick-Medium</b>	<b>Rear Tyre</b>	<b>Slick-Medium</b>			18	<b>2'03.171</b>	34.730	<b>29.658</b>	30.487	28.296	339.6
		<b>New Tyre</b>		<b>New Tyre</b>				19	<b>2'03.477</b>	35.165	29.858	<b>30.252</b>	28.202	338.5
1	2'06.017	36.915	30.332	30.634	28.136	345.0		20	<b>2'03.688</b>	35.111	29.795	30.475	28.307	338.5
2	<b>2'03.895</b>	34.840	29.942	30.674	28.439	345.0								
3	<b>2'03.440</b>	34.966	29.685	30.649	28.140	340.6								
4	<b>2'03.558</b>	34.678	29.913	30.732	28.235	342.8								
5	<b>2'03.145</b>	34.612	29.754	30.567	28.212	341.7								
6	<b>2'03.721</b>	34.829	30.153	30.598	28.141	345.0								
7	<b>2'03.581</b>	34.679	29.774	30.798	28.330	<b>348.3</b>								
8	<b>2'03.321</b>	34.820	29.844	30.506	28.151	340.6								
9	<b>2'03.504</b>	34.656	29.929	30.745	28.174	341.7								
10	<b>2'03.035</b>	34.835	<b>29.604</b>	30.533	28.063	343.9								
11	<b>2'04.099</b>	34.968	30.081	30.593	28.457	345.0								
12	<b>2'03.087</b>	34.610	29.635	30.571	28.271	346.1								
13	<b>2'03.266</b>	34.883	29.880	30.375	28.128	338.5								
14	<b>2'02.575</b>	<b>34.582</b>	29.660	<b>30.186</b>	28.147	339.6								
15	<b>2'03.056</b>	34.715	29.783	30.514	<b>28.044</b>	338.5								
16	<b>2'03.148</b>	34.805	29.697	30.407	28.239	337.5								
17	<b>2'03.454</b>	34.813	29.846	30.509	28.286	338.5								
18	<b>2'03.215</b>	34.764	29.763	30.486	28.202	338.5								
19	<b>2'02.891</b>	34.881	29.679	30.262	28.069	338.5								
20	<b>2'03.495</b>	34.891	29.667	30.491	28.446	339.6								
<b>2nd</b>	<b>31</b>	<b>Pedro ACOSTA</b>				KTM	SPA	15	<b>2'03.070</b>	34.761	29.787	30.375	28.147	342.8
		Red Bull GASGAS Tech3						16	<b>2'03.791</b>	35.196	29.938	30.478	28.179	346.1
		Runs=1 Total laps=20 Full laps=19 Valid laps=17						17	<b>2'03.051</b>	34.720	29.805	30.390	28.136	346.1
<b>Run #</b>	<b>1</b>	<b>Front Tyre</b>	<b>Slick-Medium</b>	<b>Rear Tyre</b>	<b>Slick-Medium</b>			18	<b>2'03.129</b>	34.714	<b>29.731</b>	30.477	28.207	342.8
		<b>New Tyre</b>		<b>New Tyre</b>				19	<b>2'03.634</b>	35.155	30.113	30.318	<b>28.048</b>	341.7
1	2'03.958	35.368	30.026	30.355	28.209	336.4		20	<b>2'03.204</b>	34.827	29.824	30.345	28.208	342.8
2	<b>2'03.578</b>	34.731	29.861	30.507	28.479	337.5								
3	<b>2'03.470</b>	34.829	29.925	30.359	28.357	339.6								
4	2'04.623 *	35.041	30.666*	30.738	28.178	<b>346.1</b>								
5	<b>2'03.362</b>	34.715	29.766	30.644	28.237	342.8								
6	<b>2'03.364</b>	34.853	29.770	30.563	28.178	342.8								
7	<b>2'03.457</b>	34.935	29.815	30.477	28.230	340.6								
8	<b>2'03.694</b>	35.195	29.719	30.432	28.348	339.6								
9	<b>2'03.341</b>	34.777	29.687	30.526	28.351	341.7								
10	<b>2'03.523</b>	34.737	30.183	30.379	28.224	337.5								
11	2'04.327 *	35.423	30.115*	30.508	28.281	336.4								
12	<b>2'03.519</b>	34.954	29.803	30.471	28.291	339.6								
13	<b>2'03.933</b>	34.978	30.026	30.634	28.295	339.6								
14	<b>2'02.966</b>	<b>34.606</b>	29.809	30.330	28.221	340.6								
<b>4th</b>	<b>89</b>	<b>Jorge MARTIN</b>				DUCATI	SPA	1	2'04.094	35.573	29.959	30.385	<b>28.177</b>	<b>346.1</b>
		Prima Pramac Racing						2	<b>2'03.524</b>	34.757	29.829	30.545	28.393	343.9
		Runs=1 Total laps=20 Full laps=19 Valid laps=16						3	<b>2'03.588</b>	34.897	29.982	30.323	28.386	345.0
<b>Run #</b>	<b>1</b>	<b>Front Tyre</b>	<b>Slick-Medium</b>	<b>Rear Tyre</b>	<b>Slick-Soft</b>			4	<b>2'03.543</b>	34.873	30.080	30.310	28.280	337.5
		<b>New Tyre</b>		<b>New Tyre</b>				5	<b>2'03.790</b>	34.756	29.909	30.556	28.569	336.4
1	2'04.094	35.573	29.959	30.385	<b>28.177</b>	<b>346.1</b>		6	<b>2'03.282</b>	34.781	29.816	30.449	28.236	339.6
2	<b>2'03.524</b>	34.757	29.829	30.545	28.393	343.9		7	<b>2'03.532</b>	34.652	30.051	30.526	28.303	336.4
3	<b>2'03.588</b>	34.897	29.982	30.323	28.386	345.0		8	<b>2'03.272</b>	34.681	29.795	30.422	28.374	337.5
4	<b>2'03.543</b>	34.873	30.080	30.310	28.280	337.5								
5	<b>2'03.790</b>	34.756	29.909	30.556	28.569	336.4								
6	<b>2'03.282</b>	34.781	29.816	30.449	28.236	339.6								
7	<b>2'03.532</b>	34.652	30.051	30.526	28.303	336.4								
8	<b>2'03.272</b>	34.681	29.795	30.422	28.374	337.5								

**Fastest Lap:** Maverick VIÑALES Aprilia Racing SPA **2'02.575** 34.582 29.660 30.186 28.147

These data/results cannot be reproduced, stored and/or transmitted in whole or in part by any manner of electronic, mechanical, photocopying, recording, broadcasting or otherwise now known or herein after developed without the previous express consent by the copyright owner, except for reproduction in daily press and regular printed publications on sale to the public within 60 days of the event related to those data/results and always provided that copyright symbol appears together as follows below.  
© DORNA, 2024



# Race

# MotoGP

Lap	Lap Time	T1	T2	T3	T4	Speed	Lap	Lap Time	T1	T2	T3	T4	Speed
9	2'04.057	34.816	29.994	30.809	28.438	339.6	13	2'03.873	34.956	30.084	30.418	28.415	338.5
10	2'04.290	34.751	30.401	30.892	28.246	332.3	14	2'03.516	34.810	29.880	30.394	28.432	338.5
11	2'04.427 *	35.138	30.059*	30.597	28.633	342.8	15	2'03.736	35.090	29.901	30.405	28.340	337.5
12	2'03.932	35.191	29.930	30.545	28.266	341.7	16	2'03.833	35.128	29.854	30.480	28.371	338.5
13	2'03.425	34.789	29.901	30.421	28.314	341.7	17	2'03.690	34.988	29.914	30.408	28.380	337.5
14	2'03.100	34.625	29.921	30.304	28.250	341.7	18	2'03.881	35.000	29.911	30.513	28.457	336.4
15	2'03.365	34.924	29.810	30.353	28.278	340.6	19	2'04.322	35.293	30.026	30.563	28.440	337.5
16	2'03.624	35.131	29.977	30.295	28.221	341.7	20	2'04.968	35.210	30.177	30.762	28.819	337.5
17	2'03.062 *	34.670	29.709	30.410	28.273*	341.7							
18	2'03.171	34.764	29.775	30.360	28.272	341.7							
19	2'04.496 *	35.291	30.284*	30.627	28.294	339.6							
20	2'04.619	35.178	30.008	30.713	28.720	340.6							

**7th 41** **Aleix ESPARGARO** APRILIA SPA  
Aprilia Racing  
Runs=1 Total laps=20 Full laps=19 Valid laps=19

**5th 1** **Francesco BAGNAIA** DUCATI ITA  
Ducati Lenovo Team  
Runs=1 Total laps=20 Full laps=19 Valid laps=16

Run #	1	Front Tyre	Slick-Medium	Rear Tyre	Slick-Soft	New Tyre	New Tyre
1	2'04.949	36.278	29.917	30.584	28.170	345.0	
2	2'02.901	34.742	29.683	30.438	28.038	348.3	
3	2'03.472	34.868	29.856	30.542	28.206	347.2	
4	2'04.122	35.059	30.441	30.446	28.176	350.6	
5	2'03.394	34.733	29.775	30.588	28.298	343.9	
6	2'03.448 *	34.846	29.721	30.467	28.414*	343.9	
7	2'04.351	35.271	30.317	30.557	28.206	346.1	
8	2'03.759	35.001	29.931	30.514	28.313	342.8	
9	2'03.881 *	34.860	30.119*	30.473	28.429	346.1	
10	2'03.940	35.164	29.954	30.534	28.288	341.7	
11	2'03.642 *	35.016	29.987*	30.429	28.210	342.8	
12	2'03.780	34.960	29.952	30.560	28.308	346.1	
13	2'04.125	35.580	29.884	30.453	28.208	346.1	
14	2'03.201	34.892	29.838	30.339	28.132	345.0	
15	2'03.398	34.954	29.833	30.409	28.202	342.8	
16	2'03.636	35.101	29.917	30.422	28.196	341.7	
17	2'03.463	34.943	29.773	30.473	28.274	340.6	
18	2'03.940	35.143	29.970	30.461	28.366	341.7	
19	2'04.151	35.238	30.235	30.438	28.240	341.7	
20	2'05.342	35.456	30.209	30.827	28.850	341.7	

Run #	1	Front Tyre	Slick-Medium	Rear Tyre	Slick-Soft	New Tyre	New Tyre
1	2'06.840	37.480	30.235	31.004	28.121	342.8	
2	2'03.913	34.962	29.809	30.955	28.187	342.8	
3	2'04.149	35.075	30.048	30.686	28.340	341.7	
4	2'04.323	35.283	30.052	30.738	28.250	339.6	
5	2'04.576	35.046	29.918	31.324	28.288	340.6	
6	2'03.617	34.787	30.117	30.556	28.157	339.6	
7	2'03.329	34.812	29.924	30.515	28.078	339.6	
8	2'03.698	34.859	30.015	30.658	28.166	340.6	
9	2'03.351	34.856	29.923	30.516	28.056	337.5	
10	2'03.471	34.923	29.860	30.635	28.053	339.6	
11	2'04.067	34.953	30.184	30.719	28.211	340.6	
12	2'04.674	34.992	30.113	30.665	28.904	342.8	
13	2'04.599	35.129	30.307	30.703	28.460	340.6	
14	2'03.419	34.925	29.881	30.429	28.184	339.6	
15	2'03.902	35.083	29.902	30.729	28.188	338.5	
16	2'03.544	35.039	29.811	30.495	28.199	339.6	
17	2'03.760	34.948	30.010	30.652	28.150	339.6	
18	2'04.027	34.952	30.290	30.486	28.299	338.5	
19	2'03.775	34.926	29.993	30.580	28.276	339.6	
20	2'04.677	35.170	30.119	30.742	28.646	339.6	

**8th 72** **Marco BEZZECCHI** DUCATI ITA  
Pertamina Enduro VR46 Racing Team  
Runs=1 Total laps=20 Full laps=19 Valid laps=18

**6th 49** **Fabio DI GIANNANTONI** DUCATI ITA  
Pertamina Enduro VR46 Racing Team  
Runs=1 Total laps=20 Full laps=19 Valid laps=19

Run #	1	Front Tyre	Slick-Medium	Rear Tyre	Slick-Soft	New Tyre	New Tyre
1	2'06.351	36.834	30.343	30.884	28.290	343.9	
2	2'03.717	34.911	29.868	30.587	28.351	341.7	
3	2'04.520	35.334	30.024	30.485	28.677	345.0	
4	2'03.797	35.022	29.829	30.530	28.416	335.4	
5	2'03.663	34.977	29.828	30.588	28.270	337.5	
6	2'03.212	34.751	29.780	30.458	28.223	337.5	
7	2'03.362	34.706	29.813	30.518	28.325	337.5	
8	2'03.874	34.986	29.913	30.623	28.352	338.5	
9	2'03.688	35.037	29.825	30.480	28.346	342.8	
10	2'04.041	34.848	29.954	30.851	28.388	341.7	
11	2'03.789	34.941	29.986	30.341	28.521	337.5	
12	2'03.650	34.854	29.893	30.443	28.460	338.5	

Run #	1	Front Tyre	Slick-Medium	Rear Tyre	Slick-Soft	New Tyre	New Tyre
1	2'07.274	37.637	30.352	31.055	28.230	348.3	
2	2'03.653	34.723	29.825	30.885	28.220	346.1	
3	2'04.552	35.170	29.906	30.723	28.753	345.0	
4	2'04.089	34.961	30.045	30.755	28.328	345.0	
5	2'04.531 *	34.849	29.925	31.385*	28.372	345.0	
6	2'04.515	34.859	30.324	31.028	28.304	342.8	
7	2'03.542	34.881	29.831	30.537	28.293	342.8	
8	2'03.840	34.794	29.989	30.510	28.547	339.6	
9	2'03.631	34.780	29.962	30.474	28.415	338.5	
10	2'03.756	35.007	29.981	30.470	28.298	339.6	
11	2'03.821	34.816	30.162	30.455	28.388	339.6	
12	2'03.772	34.977	29.926	30.360	28.509	340.6	
13	2'04.106	34.906	29.903	30.729	28.568	345.0	
14	2'03.503	34.946	29.807	30.369	28.381	341.7	
15	2'03.947	35.013	29.737	30.701	28.496	345.0	
16	2'03.551	35.153	29.638	30.477	28.283	341.7	

**Fastest Lap:** Maverick VIÑALES Aprilia Racing SPA 2'02.575 34.582 29.660 30.186 28.147

These data/results cannot be reproduced, stored and/or transmitted in whole or in part by any manner of electronic, mechanical, photocopying, recording, broadcasting or otherwise now known or herein after developed without the previous express consent by the copyright owner, except for reproduction in daily press and regular printed publications on sale to the public within 60 days of the event related to those data/results and always provided that copyright symbol appears together as follows below.  
© DORNA, 2024



# Race

# MotoGP

Lap	Lap Time	T1	T2	T3	T4	Speed
17	2'03.693	34.938	29.782	30.468	28.505	341.7
18	2'04.100	35.030	30.022	30.553	28.495	340.6
19	2'04.534	35.129	30.506	30.466	28.433	340.6
20	2'04.436	35.329	29.952	30.522	28.633	340.6

<b>9th</b>	<b>33</b>	<b>Brad BINDER</b>	KTM	RSA
Red Bull KTM Factory Racing				
Runs=1 Total laps=20 Full laps=19 Valid laps=18				

Run #	1	Front Tyre	Slick-Medium	Rear Tyre	Slick-Soft
			New Tyre	New Tyre	
1	2'07.936	37.680	30.449	31.378	28.429 350.6
2	2'03.852	34.968	29.944	30.672	28.268 345.0
3	2'04.093	35.141	29.853	30.818	28.281 349.5
4	2'04.480 *	35.463	29.987*	30.735	28.295 347.2
5	2'04.512	34.951	30.019	30.976	28.566 345.0
6	2'04.566	35.115	30.330	30.792	28.329 341.7
7	2'04.202	35.105	29.942	30.737	28.418 343.9
8	2'03.907	34.933	29.950	30.651	28.373 343.9
9	2'03.648	34.971	29.944	30.429	28.304 343.9
10	2'03.548	34.958	29.854	30.501	28.235 345.0
11	2'03.789	34.919	30.124	30.485	28.261 346.1
12	2'03.625	34.941	29.814	30.577	28.293 348.3
13	2'03.639	34.864	29.786	30.560	28.429 347.2
14	2'04.458	34.857	30.153	30.807	28.641 345.0
15	2'03.463	34.889	29.888	30.451	28.235 343.9
16	2'03.821	34.998	29.998	30.476	28.349 345.0
17	2'03.848	35.145	29.974	30.373	28.356 345.0
18	2'03.902	34.942	30.207	30.400	28.353 342.8
19	2'04.962	35.934	30.031	30.617	28.380 345.0
20	2'04.183	35.246	29.972	30.470	28.495 345.0

<b>10th</b>	<b>25</b>	<b>Raul FERNANDEZ</b>	APRILIA	SPA
Trackhouse Racing				
Runs=1 Total laps=20 Full laps=19 Valid laps=18				

Run #	1	Front Tyre	Slick-Medium	Rear Tyre	Slick-Medium
			New Tyre	New Tyre	
1	2'08.421	37.889	30.929	30.930	28.673 341.7
2	2'04.176 *	34.970	30.377*	30.619	28.210 334.3
3	2'05.123	34.816	29.863	32.222	28.222 343.9
4	2'03.710	34.839	30.098	30.690	28.083 339.6
5	2'03.799	35.025	29.937	30.547	28.290 343.9
6	2'03.968	34.847	30.066	30.590	28.465 342.8
7	2'03.314	34.801	29.919	30.411	28.183 340.6
8	2'03.875	34.872	30.156	30.583	28.264 338.5
9	2'03.824	34.893	29.993	30.664	28.274 339.6
10	2'03.681	34.995	29.887	30.482	28.317 339.6
11	2'04.091	35.101	30.224	30.466	28.300 339.6
12	2'03.804	34.865	30.149	30.464	28.326 340.6
13	2'04.279	34.931	30.007	30.872	28.469 340.6
14	2'04.453	35.079	30.195	30.608	28.571 345.0
15	2'03.943	35.150	30.108	30.475	28.210 340.6
16	2'03.856	35.039	29.966	30.508	28.343 341.7
17	2'03.968	34.856	30.093	30.647	28.372 338.5
18	2'03.892	34.984	30.023	30.564	28.321 340.6
19	2'04.629	35.295	30.309	30.663	28.362 340.6
20	2'05.353	35.496	30.538	30.694	28.625 338.5

<b>11th</b>	<b>88</b>	<b>Miguel OLIVEIRA</b>	APRILIA	POR
Trackhouse Racing				
Runs=1 Total laps=20 Full laps=19 Valid laps=19				

Run #	1	Front Tyre	Slick-Medium	Rear Tyre	Slick-Medium
			New Tyre	New Tyre	
1	2'08.702	37.784	30.628	31.094	29.196 349.5
2	2'03.715	35.005	30.192	30.161	28.357 343.9
3	2'03.613	34.909	30.043	30.440	28.221 346.1
4	2'03.792	35.002	29.794	30.623	28.373 342.8
5	2'04.829	35.374	30.029	30.899	28.527 347.2
6	2'03.591	34.946	29.805	30.513	28.327 347.2
7	2'03.179	34.850	29.735	30.353	28.241 342.8
8	2'07.559	34.941	33.773	30.454	28.391 343.9
9	2'03.620	34.947	29.865	30.432	28.376 345.0
10	2'03.597	35.040	29.815	30.358	28.384 338.5
11	2'03.822	35.040	29.915	30.591	28.276 341.7
12	2'03.635	34.998	29.799	30.481	28.357 341.7
13	2'03.697	35.048	29.856	30.408	28.385 343.9
14	2'03.819	35.184	29.833	30.383	28.419 341.7
15	2'04.015	35.091	30.038	30.630	28.256 347.2
16	2'03.827	34.939	30.017	30.529	28.342 343.9
17	2'03.873	35.068	29.778	30.542	28.485 341.7
18	2'04.570	35.166	30.054	30.726	28.624 342.8
19	2'05.124	35.446	30.173	30.845	28.660 340.6
20	2'05.466	35.574	30.189	30.898	28.805 338.5

<b>12th</b>	<b>20</b>	<b>Fabio QUARTARARO</b>	YAMAHA	FRA
Monster Energy Yamaha MotoGP Team				
Runs=1 Total laps=20 Full laps=19 Valid laps=19				

Run #	1	Front Tyre	Slick-Medium	Rear Tyre	Slick-Soft
			New Tyre	New Tyre	
1	2'09.391	37.306	30.590	32.935	28.560 346.1
2	2'04.592	35.350	30.264	30.517	28.461 338.5
3	2'04.610	35.299	30.198	30.658	28.455 339.6
4	2'04.049	35.143	30.132	30.375	28.399 334.3
5	2'04.222	35.106	30.082	30.592	28.442 337.5
6	2'04.401	35.050	30.385	30.527	28.439 339.6
7	2'03.938	35.065	30.088	30.405	28.380 337.5
8	2'04.430	35.112	30.196	30.624	28.498 341.7
9	2'04.099	35.115	30.065	30.401	28.518 341.7
10	2'04.029	35.081	30.032	30.524	28.392 336.4
11	2'04.458	35.029	30.288	30.664	28.477 338.5
12	2'04.403	35.155	30.227	30.584	28.437 338.5
13	2'04.142	35.134	30.145	30.437	28.426 336.4
14	2'04.076	35.096	30.146	30.404	28.430 337.5
15	2'04.182	35.199	30.141	30.369	28.473 336.4
16	2'04.406	35.348	30.064	30.473	28.521 337.5
17	2'04.287	35.203	30.098	30.430	28.556 337.5
18	2'04.474	35.168	30.163	30.546	28.597 335.4
19	2'05.109	35.283	30.275	30.660	28.891 339.6
20	2'05.104	35.422	30.688	30.452	28.542 345.0

<b>Fastest Lap:</b>	Maverick VIÑALES	Aprilia Racing	SPA	2'02.575	34.582	29.660	30.186	28.147
---------------------	------------------	----------------	-----	----------	--------	--------	--------	--------

These data/results cannot be reproduced, stored and/or transmitted in whole or in part by any manner of electronic, mechanical, photocopying, recording, broadcasting or otherwise now known or herein after developed without the previous express consent by the copyright owner, except for reproduction in daily press and regular printed publications on sale to the public within 60 days of the event related to those data/results and always provided that copyright symbol appears together as follows below.  
© DORNA, 2024



## Race

## MotoGP

Lap	Lap Time	T1	T2	T3	T4	Speed	Lap	Lap Time	T1	T2	T3	T4	Speed		
<b>13th</b>	<b>43</b>	<b>Jack MILLER</b> KTM AUS						<b>Run #</b>	<b>1</b>	<b>Front Tyre Slick-Medium</b>		<b>Rear Tyre Slick-Soft</b>			
Red Bull KTM Factory Racing							New Tyre							New Tyre	
Runs=1 Total laps=20 Full laps=19 Valid laps=18							1	2'05.871	36.558	30.218	30.794	28.301	347.2		
<b>Run #</b>	<b>1</b>	<b>Front Tyre Slick-Medium</b>		<b>Rear Tyre Slick-Soft</b>			2	2'03.466	34.863	29.713	30.613	28.277	340.6		
New Tyre							New Tyre								
1	2'04.393	35.770	30.156	30.275	28.192	345.0	3	2'03.857	34.849	30.013	30.606	28.389	339.6		
2	2'04.228	34.832	29.961	30.837	28.598	339.6	4	2'03.857	34.734	29.897	30.710	28.516	339.6		
3	2'03.468	34.999	29.701	30.463	28.305	345.0	5	2'03.635	34.803	29.854	30.572	28.406	339.6		
4	2'03.754	34.879	29.905	30.729	28.241	343.9	6	2'03.692	34.864	29.849	30.669	28.310	340.6		
5	2'03.744	34.775	29.784	30.679	28.506	348.3	7	2'03.815	34.976	29.848	30.689	28.302	338.5		
6	2'03.840	34.980	29.831	30.619	28.410	347.2	8	2'03.885	34.923	29.984	30.708	28.270	341.7		
7	2'03.990	34.790	29.853	30.783	28.564	348.3	9	2'03.813	34.965	29.966	30.620	28.262	337.5		
8	2'04.418	35.377	30.094	30.644	28.303	343.9	10	2'04.039	34.896	30.018	30.846	28.279	336.4		
9	2'03.801	34.794	29.940	30.595	28.472	342.8	11	2'22.019 *	51.608*	30.720	31.033	28.658	337.5		
10	2'04.972	34.890	30.415	31.176	28.491	343.9	12	2'04.914	35.448	30.205	30.792	28.469	337.5		
11	2'04.601 *	35.000	30.191	30.653	28.757*	341.7	13	2'04.005	35.112	29.892	30.636	28.365	339.6		
12	2'04.683	34.916	30.198	30.645	28.924	341.7	14	2'03.842	34.903	30.088	30.455	28.396	339.6		
13	2'05.104	35.039	30.304	30.717	29.044	340.6	15	2'03.940	34.971	30.126	30.549	28.294	341.7		
14	2'05.141	35.414	30.352	30.714	28.661	345.0	16	2'04.802	35.249	30.387	30.620	28.546	340.6		
15	2'05.869	35.403	30.676	30.978	28.812	349.5	17	2'04.734	35.212	30.334	30.707	28.481	339.6		
16	2'05.335	35.258	30.300	30.867	28.910	340.6	18	2'04.600	35.260	30.263	30.563	28.514	336.4		
17	2'05.153	35.355	30.324	30.663	28.811	340.6	19	2'04.751	35.280	30.213	30.810	28.448	337.5		
18	2'05.352	35.230	30.445	30.822	28.855	339.6	20	2'04.821	35.336	30.261	30.670	28.554	338.5		
19	2'05.369	35.247	30.426	30.799	28.897	339.6									
20	2'06.299	35.343	30.804	31.044	29.108	340.6									

<b>14th</b>	<b>37</b>	<b>Augusto FERNANDEZ</b> KTM SPA						<b>Run #</b>	<b>1</b>	<b>Front Tyre Slick-Medium</b>		<b>Rear Tyre Slick-Medium</b>			
Red Bull GASGAS Tech3							New Tyre							New Tyre	
Runs=1 Total laps=20 Full laps=19 Valid laps=19							1	2'09.206	38.293	31.261	30.926	28.726	345.0		
<b>Run #</b>	<b>1</b>	<b>Front Tyre Slick-Medium</b>		<b>Rear Tyre Slick-Soft</b>			2	2'06.331	35.511	30.677	30.922	29.221	337.5		
New Tyre							New Tyre								
1	2'08.772	38.339	30.730	30.884	28.819	343.9	3	2'05.047	35.455	30.262	30.706	28.624	338.5		
2	2'04.577	35.544	29.881	30.663	28.489	342.8	4	2'04.804	35.267	30.255	30.582	28.700	334.3		
3	2'04.096	35.170	29.897	30.573	28.456	338.5	5	2'04.830	35.287	30.263	30.582	28.698	336.4		
4	2'03.803	34.933	30.048	30.545	28.277	335.4	6	2'04.879	35.319	30.241	30.601	28.718	335.4		
5	2'04.432	35.029	29.951	30.959	28.493	337.5	7	2'04.787	35.291	30.290	30.570	28.636	334.3		
6	2'04.251	34.885	30.212	30.845	28.309	340.6	8	2'05.075	35.347	30.441	30.649	28.638	334.3		
7	2'04.310	35.022	30.002	30.763	28.523	340.6	9	2'04.970	35.286	30.384	30.590	28.710	334.3		
8	2'04.311	35.059	30.130	30.746	28.376	338.5	10	2'04.882	35.361	30.292	30.546	28.683	333.3		
9	2'04.374	35.013	30.113	30.796	28.452	339.6	11	2'05.089	35.382	30.268	30.604	28.835	335.4		
10	2'04.522	35.215	30.135	30.667	28.505	336.4	12	2'04.609	35.263	30.212	30.473	28.661	335.4		
11	2'04.523	35.162	30.196	30.733	28.432	335.4	13	2'04.483	35.247	30.204	30.463	28.569	335.4		
12	2'04.962	35.107	30.215	31.025	28.615	334.3	14	2'04.433	35.236	30.210	30.395	28.592	336.4		
13	2'04.424	35.201	30.208	30.495	28.520	337.5	15	2'04.701	35.344	30.209	30.613	28.535	335.4		
14	2'05.960	36.512	30.500	30.510	28.438	336.4	16	2'05.069	35.603	30.245	30.587	28.634	335.4		
15	2'04.407	35.273	30.179	30.594	28.361	334.3	17	2'05.072	35.304	30.390	30.525	28.853	338.5		
16	2'04.661	35.192	30.255	30.564	28.650	335.4	18	2'05.628	36.211	30.133	30.746	28.538	337.5		
17	2'04.602	35.340	30.272	30.504	28.486	335.4	19	2'04.712	35.197	30.256	30.567	28.692	337.5		
18	2'05.096	35.325	30.268	30.736	28.767	332.3	20	2'04.425	35.246	30.109	30.505	28.565	337.5		
19	2'05.268	35.529	30.423	30.624	28.692	335.4									
20	2'05.804	35.577	30.500	30.702	29.025	335.4									

<b>15th</b>	<b>73</b>	<b>Alex MARQUEZ</b> DUCATI SPA						<b>Run #</b>	<b>1</b>	<b>Front Tyre Slick-Medium</b>		<b>Rear Tyre Slick-Soft</b>			
Gresini Racing MotoGP							New Tyre							New Tyre	
Runs=1 Total laps=20 Full laps=19 Valid laps=18							1	2'04.607	36.133	29.941	30.454	28.079	347.2		
<b>Run #</b>	<b>1</b>	<b>Front Tyre Slick-Medium</b>		<b>Rear Tyre Slick-Soft</b>			2	2'03.851	34.874	29.944	30.776	28.257	337.5		
New Tyre							New Tyre								

<b>Fastest Lap:</b>	Maverick VIÑALES	Aprilia Racing	SPA	2'02.575	34.582	29.660	30.186	28.147
---------------------	------------------	----------------	-----	----------	--------	--------	--------	--------

These data/results cannot be reproduced, stored and/or transmitted in whole or in part by any manner of electronic, mechanical, photocopying, recording, broadcasting or otherwise now known or herein after developed without the previous express consent by the copyright owner, except for reproduction in daily press and regular printed publications on sale to the public within 60 days of the event related to those data/results and always provided that copyright symbol appears together as follows below.  
© DORNA, 2024

## Race

## MotoGP

Lap	Lap Time	T1	T2	T3	T4	Speed	Lap	Lap Time	T1	T2	T3	T4	Speed		
3	2'03.149	34.922	29.583	30.429	28.215	348.3	<b>21st</b>	<b>30</b>	<b>Takaaki NAKAGAMI</b>				HONDA	JPN	
4	2'03.475	34.978	29.965	30.416	28.116	340.6			IDEMITSU Honda LCR						
5	2'03.865	34.936	29.715	30.515	28.699	341.7			Runs=1 Total laps=6 Full laps=5 Valid laps=5						
6	2'03.701	35.172	29.839	30.445	28.245	346.1			<b>Run # 1</b>						
7	2'03.593	35.051	29.875	30.450	28.217	343.9			Front Tyre Slick-Medium Rear Tyre Slick-Soft						
8	2'03.458	35.001	29.780	30.363	28.314	342.8			New Tyre New Tyre						
9	2'03.340	34.890	29.803	30.446	28.201	345.0			1	2'07.775	37.149	30.435	31.696	28.495	339.6
10	2'03.485	34.894	29.907	30.597	28.087	336.4			2	2'05.822	35.591	30.410	30.911	28.910	333.3
	unfinished	35.135							3	2'04.749	35.540	30.103	30.661	28.445	338.5
									4	2'04.997	35.370	30.324	30.814	28.489	340.6

**18th** **42** **Alex RINS** YAMAHA SPA  
 Monster Energy Yamaha MotoGP Team  
 Runs=1 Total laps=10 Full laps=9 Valid laps=9

Run #	1	Front Tyre	Slick-Medium	Rear Tyre	Slick-Medium	Speed
		New Tyre		New Tyre		
1	2'05.567	36.351	30.189	30.726	28.301	343.9
2	2'04.437	34.914	29.923	30.901	28.699	341.7
3	2'04.499	35.257	30.080	30.465	28.697	339.6
4	2'04.934	35.341	30.199	30.664	28.730	340.6
5	2'05.132	35.219	30.349	30.968	28.596	338.5
6	2'04.710	35.224	30.091	30.677	28.718	338.5
7	2'04.209	35.069	30.018	30.624	28.498	336.4
8	2'05.894	35.366	30.423	31.546	28.559	335.4
9	2'04.681	35.023	30.108	31.151	28.399	338.5
10	2'04.115	35.076	30.064	30.495	28.480	338.5
	unfinished	34.999	30.037		346.1	

**19th** **36** **Joan MIR** HONDA SPA  
 Repsol Honda Team  
 Runs=1 Total laps=8 Full laps=7 Valid laps=7

Run #	1	Front Tyre	Slick-Medium	Rear Tyre	Slick-Medium	Speed
		New Tyre		New Tyre		
1	2'09.869	38.506	30.948	31.895	28.520	343.9
2	2'05.415	35.277	30.474	30.963	28.701	341.7
3	2'04.460	35.316	30.097	30.549	28.498	337.5
4	2'04.028	35.111	29.983	30.520	28.414	336.4
5	2'04.552	35.216	30.264	30.568	28.504	335.4
6	2'04.388	35.065	30.100	30.705	28.518	338.5
7	2'04.152	35.259	30.012	30.349	28.532	334.3
8	2'03.939	35.077	29.951	30.472	28.439	336.4

**20th** **21** **Franco MORBIDELLI** DUCATI ITA  
 Prima Pramac Racing  
 Runs=1 Total laps=7 Full laps=6 Valid laps=6

Run #	1	Front Tyre	Slick-Medium	Rear Tyre	Slick-Soft	Speed
		New Tyre		New Tyre		
1	2'06.630	36.747	30.680	30.832	28.371	346.1
2	2'03.775	34.947	29.776	30.734	28.318	342.8
3	2'04.325	35.215	30.021	30.624	28.465	347.2
4	2'03.985	35.283	29.866	30.517	28.319	339.6
5	2'03.730	34.955	29.846	30.587	28.342	340.6
6	2'03.197	34.776	29.835	30.338	28.248	342.8
7	2'03.809	35.077	29.988	30.473	28.271	340.6
	unfinished	34.992				

**22nd** **5** **Johann ZARCO** HONDA FRA  
 CASTROL Honda LCR  
 Runs=1 Total laps=6 Full laps=4 Valid laps=4

Run #	1	Front Tyre	Slick-Medium	Rear Tyre	Slick-Medium	Speed
		New Tyre		New Tyre		
1	2'09.697	37.978	30.847	32.338	28.534	340.6
2	2'05.058	35.255	30.362	31.049	28.392	340.6
3	2'04.211	35.144	29.943	30.573	28.551	339.6
4	2'04.640	35.310	30.156	30.676	28.498	338.5
5	2'10.405	35.267	30.316	30.910	33.912	330.2
6	2'21.856 P	37.003	34.469	32.415	37.969	331.2

**Fastest Lap:** Maverick VIÑALES Aprilia Racing SPA 2'02.575 34.582 29.660 30.186 28.147

These data/results cannot be reproduced, stored and/or transmitted in whole or in part by any manner of electronic, mechanical, photocopying, recording, broadcasting or otherwise now known or herein after developed without the previous express consent by the copyright owner, except for reproduction in daily press and regular printed publications on sale to the public within 60 days of the event related to those data/results and always provided that copyright symbol appears together as follows below.  
 © DORNA, 2024





---

---

**Num Lap Time Gap**

---

---

**Lap 15**

12	2'03.056	
31	2'03.237	1.052
89	2'03.365	1.921
23	2'03.070	2.097
1	2'03.398	3.063
49	2'03.736	5.489
41	2'03.902	8.628
72	2'03.947	9.232
33	2'03.463	10.418
25	2'03.943	11.161
88	2'04.015	11.885
43	2'05.869	12.706
20	2'04.182	15.722
37	2'04.407	18.424
10	2'04.701	24.826
73	2'03.940	25.350

**Lap 16**

12	2'03.148	
31	2'03.478	1.382
89	2'03.624	2.397
23	2'03.791	2.740
1	2'03.636	3.551
49	2'03.833	6.174
41	2'03.544	9.024
72	2'03.551	9.635
33	2'03.821	11.091
25	2'03.856	11.869
88	2'03.827	12.564
43	2'05.335	14.893
20	2'04.406	16.980
37	2'04.661	19.937
10	2'05.069	26.747
73	2'04.802	27.004

**Lap 17**

12	2'03.454	
31	2'03.065	0.993
89	2'03.062	2.005
23	2'03.051	2.337
1	2'03.463	3.560
49	2'03.690	6.410
41	2'03.760	9.330
72	2'03.693	9.874
33	2'03.848	11.485
25	2'03.968	12.383
88	2'03.873	12.983
43	2'05.153	16.592
20	2'04.287	17.813
37	2'04.602	21.085
73	2'04.734	28.284
10	2'05.072	28.365

**Lap 18**

12	2'03.215	
31	2'03.171	0.949
89	2'03.171	1.961
23	2'03.129	2.251
1	2'03.940	4.285
49	2'03.881	7.076
41	2'04.027	10.142
72	2'04.100	10.759
33	2'03.902	12.172
25	2'03.892	13.060
88	2'04.570	14.338
43	2'05.352	18.729
20	2'04.474	19.072
37	2'05.096	22.966

73	2'04.600	29.669
10	2'05.628	30.778

**Lap 19**

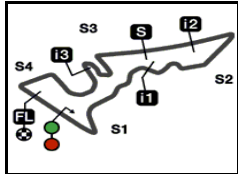
12	2'02.891	
31	2'03.477	1.535
23	2'03.634	2.994
89	2'04.496	3.566
1	2'04.151	5.545
49	2'04.322	8.507
41	2'03.775	11.026
72	2'04.534	12.402
33	2'04.962	14.243
25	2'04.629	14.798
88	2'05.124	16.571
43	2'05.369	21.207
20	2'05.109	21.290
37	2'05.268	25.343
73	2'04.751	31.529
10	2'04.712	32.599

**Lap 20**

12	2'03.495	
31	2'03.688	1.728
23	2'03.204	2.703
89	2'04.619	4.690
1	2'05.342	7.392
49	2'04.968	9.980
41	2'04.677	12.208
72	2'04.436	13.343
33	2'04.183	14.931
25	2'05.353	16.656
88	2'05.466	18.542
20	2'05.104	22.899
43	2'06.299	24.011
37	2'05.804	27.652
73	2'04.821	32.855
10	2'04.425	33.529

Lapped rider

These data/results cannot be reproduced, stored and/or transmitted in whole or in part by any manner of electronic, mechanical, photocopying, recording, broadcasting or otherwise now known or herein after developed without the previous express consent by the copyright owner, except for reproduction in daily press and regular printed publications on sale to the public within 60 days of the event related to those data/results and always provided that copyright symbol appears together as follows below.  
© DORNA, 2024



5513 m.

# RED BULL GRAND PRIX OF THE AMERICAS

# MotoGP™

## 2024 Rookie of the Year Classification

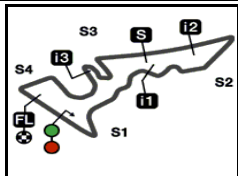
**36**

Rider	Points	Leader	Prev	QAT	POR	AME	SPA	FRA	CAT	ITA	KAZ	NED	GER	GBR	AUT	ARA	RSM	IND	INA	JPN	AUS	THA	MAL	VAL	
1 ACOSTA Pedro [SPA]	54			9 2 7	19 3 16	26 6 20																			

These data/results cannot be reproduced, stored and/or transmitted in whole or in part by any manner of electronic, mechanical, photocopying, recording, broadcasting or otherwise now known or herein after developed without the previous express consent by the copyright owner, except for reproduction in daily press and regular printed publications on sale to the public within 60 days of the event related to those data/results and always provided that copyright symbol appears together as follows below.  
© DORNA, 2024







5513 m.

# RED BULL GRAND PRIX OF THE AMERICAS

# MotoGP™

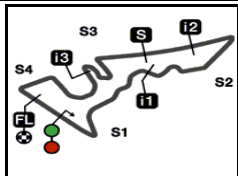
36

## 2024 Independent Team Classification

Rider	Points	Leader	Prev	QAT	POR	AME	SPA	FRA	CAT	ITA	KAZ	NED	GER	GBR	AUT	ARA	RSM	IND	INA	JPN	AUS	THA	MAL	VAL	
1 <b>MARTIN</b> Jorge [SPA]	80			28 12 16	32 7 25	20 7 13																			
2 <b>ACOSTA</b> Pedro [SPA]	54	26	26	9 2 7	19 3 16	26 6 20																			
3 <b>MARQUEZ</b> Marc [SPA]	36	44	18	18 5 13	9 9 -	9 9																			
4 <b>DI GIANNANTONIO</b> Fabio [ITA]	25	55	11	9 - 9	6 - 6	10 - 10																			
5 <b>BEZZECCHI</b> Marco [ITA]	20	60	5	2 - 2	10 - 10	8 - 8																			
6 <b>MARQUEZ</b> Alex [SPA]	14	66	6	13 3 10	- - -	1 - 1																			
7 <b>OLIVEIRA</b> Miguel [POR]	13	67	1	1 - 1	7 - 7	5 - 5																			
8 <b>FERNANDEZ</b> Raul [SPA]	7	73	6	- - -	- - -	7 1 6																			
9 <b>FERNANDEZ</b> Augusto [SPA]	7	73	0	- - -	5 - 5	2 - 2																			
10 <b>ZARCO</b> Johann [FRA]	5	75	2	4 - 4	1 - 1	- -																			
11 <b>NAKAGAMI</b> Takaaki [JPN]	2	78	3	- - -	2 - 2	- -																			

These data/results cannot be reproduced, stored and/or transmitted in whole or in part by any manner of electronic, mechanical, photocopying, recording, broadcasting or otherwise now known or herein after developed without the previous express consent by the copyright owner, except for reproduction in daily press and regular printed publications on sale to the public within 60 days of the event related to those data/results and always provided that copyright symbol appears together as follows below.  
© DORNA, 2024





5513 m.

## RED BULL GRAND PRIX OF THE AMERICAS

MotoGP™

36

## 2024 Independent Team Classification

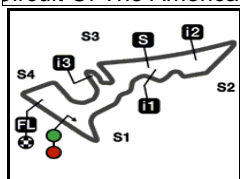
Team	Points	Leader	Previous	QAT	POR	AME	SPA	FRA	CAT	ITA	KAZ	NED	GER	GBR	AUT	ARA	RSM	IND	INA	JPN	AUS	THA	MAL	VAL	
1 PRIMA PRAMAC RACING	80			28	32	20																			
2 RED BULL GASGAS TECH3	61	19	19	9	24	28																			
3 GRESINI RACING MOTOGP	50	30	11	31	9	10																			
4 PERTAMINA ENDURO VR46 RACING TE	45	35	5	11	16	18																			
5 TRACKHOUSE RACING	20	60	25	1	7	12																			
6 LCR HONDA	7	73	13	4	3	-																			

These data/results cannot be reproduced, stored and/or transmitted in whole or in part by any manner of electronic, mechanical, photocopying, recording, broadcasting or otherwise now known or herein after developed without the previous express consent by the copyright owner, except for reproduction in daily press and regular printed publications on sale to the public within 60 days of the event related to those data/results and always provided that copyright symbol appears together as follows below.  
© DORNA, 2024

Official MotoGP Timing by   
www.motogp.com



Austin, Sunday, April 14, 2024



After the **RED BULL GRAND PRIX OF THE AMERICAS**

**2024 Riders Performance**

5513 m.

(Qualifying Position / Sprint Starting Position - Sprint Position / Race Starting Position - Race Position)

**37**

Rider	Points	QAT	POR	AME	SPA	FRA	CAT	ITA	KAZ	NED	GER	GBR	AUT	ARA	RSM	IND	INA	JPN	AUS	THA	MAL			
1 <b>MARTIN Jorge</b>	80	1	3	6																				
		1-1	3-3	6-3																				
		1-3	3-1	6-4																				
2 <b>BASTIANINI Enea</b>	59	3	1	5																				
		3-6	1-6	5-6																				
		3-5	1-2	5-3																				
3 <b>VIÑALES Maverick</b>	56	10	2	1																				
		10-9	2-1	1-1																				
		10-10	2-NC	1-1																				
4 <b>ACOSTA Pedro</b>	54	8	7	2																				
		8-8	7-7	2-4																				
		8-9	7-3	2-2																				
5 <b>BAGNAIA Francesco</b>	50	5	4	4																				
		5-4	4-4	4-8																				
		5-1	4-NC	4-5																				
6 <b>BINDER Brad</b>	49	4	10	17																				
		4-2	10-NC	17-12																				
		4-2	10-4	17-9																				
7 <b>ESPARGARO Aleix</b>	39	2	13	7																				
		2-3	13-8	7-5																				
		2-8	13-8	7-7																				
8 <b>MARQUEZ Marc</b>	36	6	8	3																				
		6-5	8-2	3-2																				
		6-4	8-16	3-NC																				
9 <b>DI GIANNANTONIO Fabio</b>	25	7	14	8																				
		7-NC	14-NC	8-NL																				
		7-7	14-10	8-6																				

NC=Not classified NL=Not finished first lap NP=Not started race re-start N2=Not finished first lap race re-start EX=Excluded NS=Not Started DS=Disqualified

These data/results cannot be reproduced, stored and/or transmitted in whole or in part by any manner of electronic, mechanical, photocopying, recording, broadcasting or otherwise now known or herein after developed without the previous express consent by the copyright owner, except for reproduction in daily press and regular printed publications on sale to the public within 60 days of the event related to those data/results and always provided that copyright symbol appears together as follows below.  
© DORNA, 2024

Official MotoGP Timing by **TISSOT**  
www.motogp.com



Rider	Points	QAT	POR	AME	SPA	FRA	CAT	ITA	KAZ	NED	GER	GBR	AUT	ARA	RSM	IND	INA	JPN	AUS	THA	MAL	
10 MILLER Jack	22	11	5	11																		
		11-10	5-5	11-7																		
		11-21	5-5	11-13																		
11 BEZZECCHI Marco	20	15	6	10																		
		15-11	6-11	10-13																		
		15-14	6-6	10-8																		
12 QUARTARARO Fabio	19	16	9	16																		
		16-12	9-9	16-15																		
		16-11	9-7	16-12																		
13 MARQUEZ Alex	14	9	12	12																		
		9-7	12-13	12-14																		
		9-6	12-NC	12-15																		
14 OLIVEIRA Miguel	13	14	15	14																		
		14-13	15-12	14-11																		
		14-15	15-9	14-11																		
15 FERNANDEZ Raul	7	12	16	13																		
		12-14	16-10	13-9																		
		23-NC	16-NC	13-10																		
16 FERNANDEZ Augusto	7	18	18	18																		
		18-18	18-15	18-NL																		
		18-17	18-11	18-14																		
17 MIR Joan	7	17	20	20																		
		17-15	20-14	20-NC																		
		17-13	20-12	20-NC																		
18 ZARCO Johann	5	13	19	19																		
		13-16	19-NC	19-NC																		
		13-12	19-15	19-NC																		
19 RINS Alex	3	20	11	15																		
		20-17	11-NC	15-16																		
		20-16	11-13	15-NC																		
20 NAKAGAMI Takaaki	2	19	21	21																		
		19-19	21-17	21-NL																		
		19-19	21-14	21-NC																		

NC=Not classified NL=Not finished first lap NP=Not started race re-start N2=Not finished first lap race re-start EX=Excluded NS=Not Started DS=Disqualified

These data/results cannot be reproduced, stored and/or transmitted in whole or in part by any manner of electronic, mechanical, photocopying, recording, broadcasting or otherwise now known or herein after developed without the previous express consent by the copyright owner, except for reproduction in daily press and regular printed publications on sale to the public within 60 days of the event related to those data/results and always provided that copyright symbol appears together as follows below.  
© DORNA, 2024

Official MotoGP Timing by **TISSOT**  
www.motogp.com



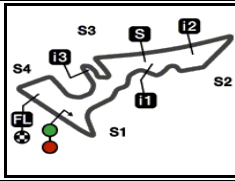
	<b>Rider</b>	<i>Points</i>	QAT	POR	AME	SPA	FRA	CAT	ITA	KAZ	NED	GER	GBR	AUT	ARA	RSM	IND	INA	JPN	AUS	THA	MAL	
21	<b>MARINI Luca</b>	<b>0</b>	21	22	22																		
			21-21	22-18	22-17																		
			21-20	22-17	22-16																		
22	<b>MORBIDELLI Franco</b>	<b>0</b>	22	17	9																		
			22-20	17-16	9-10																		
			22-18	17-18	9-NC																		

NC=Not classified NL=Not finished first lap NP=Not started race re-start N2=Not finished first lap race re-start EX=Excluded NS=Not Started DS=Disqualified

These data/results cannot be reproduced, stored and/or transmitted in whole or in part by any manner of electronic, mechanical, photocopying, recording, broadcasting or otherwise now known or herein after developed without the previous express consent by the copyright owner, except for reproduction in daily press and regular printed publications on sale to the public within 60 days of the event related to those data/results and always provided that copyright symbol appears together as follows below.  
© DORNA, 2024

Official MotoGP Timing by **TISSOT**  
www.motogp.com





5513 m.

**RED BULL GRAND PRIX OF THE AMERICAS**  
**Official Starting Grid**

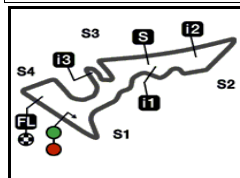
Race : 20 laps = 110.26 km



1	<b>3</b> 2'01.266 <b>93 Marc MARQUEZ</b> Ducati	<b>2</b> 2'01.192 <b>31 Pedro ACOSTA</b> KTM	<b>1</b> 2'00.864 <b>12 Maverick VIÑALES</b> Aprilia
2	<b>6</b> 2'01.511 <b>89 Jorge MARTIN</b> Ducati	<b>5</b> 2'01.439 <b>23 Enea BASTIANINI</b> Ducati	<b>4</b> 2'01.352 <b>1 Francesco BAGNAIA</b> Ducati
3	<b>9</b> 2'01.737 <b>21 Franco MORBIDELLI</b> Ducati	<b>8</b> 2'01.667 <b>49 Fabio DI GIANNANTONIO</b> Ducati	<b>7</b> 2'01.562 <b>41 Aleix ESPARGARO</b> Aprilia
4	<b>12</b> 2'01.553 <b>73 Alex MARQUEZ</b> Ducati	<b>11</b> 2'02.297 <b>43 Jack MILLER</b> KTM	<b>10</b> 2'02.279 <b>72 Marco BEZZECCHI</b> Ducati
5	<b>15</b> 2'01.893 <b>42 Alex RINS</b> Yamaha	<b>14</b> 2'01.844 <b>88 Miguel OLIVEIRA</b> Aprilia	<b>13</b> 2'01.726 <b>25 Raul FERNANDEZ</b> Aprilia
6	<b>18</b> 2'02.223 <b>37 Augusto FERNANDEZ</b> KTM	<b>17</b> 2'02.140 <b>33 Brad BINDER</b> KTM	<b>16</b> 2'02.089 <b>20 Fabio QUARTARARO</b> Yamaha
7	<b>21</b> 2'03.114 <b>30 Takaaki NAKAGAMI</b> Honda	<b>20</b> 2'02.829 <b>36 Joan MIR</b> Honda	<b>19</b> 2'02.380 <b>5 Johann ZARCO</b> Honda
8			<b>22</b> 2'03.249 <b>10 Luca MARINI</b> Honda

The results are provisional until the end of the limit for protest and appeals and until the ratification of the Event Management Committee.  
 Time limit for protest expires 60' at the latest after publication of the results - ..... Time: .....

These data/results cannot be reproduced, stored and/or transmitted in whole or in part by any manner of electronic, mechanical, photocopying, recording, broadcasting or otherwise now known or herein after developed without the previous express consent by the copyright owner, except for reproduction in daily press and regular printed publications on sale to the public within 60 days of the event related to those data/results and always provided that copyright symbol appears together as follows below.  
 © DORNA, 2024



5513 m.

## RED BULL GRAND PRIX OF THE AMERICAS

## Race

## Top Speed &amp; Average



Rider	Nation	Motorcycle	Top 5 speeds					Average	Top
1 <b>Francesco BAGNAIA</b>	ITA	DUCATI	350.6	348.3	347.2	346.1	346.1	347.2	<b>350.6</b>
33 <b>Brad BINDER</b>	RSA	KTM	350.6	349.5	348.3	347.2	347.2	348.6	<b>350.6</b>
43 <b>Jack MILLER</b>	AUS	KTM	349.5	348.3	348.3	347.2	345.0	346.9	<b>349.5</b>
88 <b>Miguel OLIVEIRA</b>	POR	APRILIA	349.5	347.2	347.2	347.2	346.1	347.4	<b>349.5</b>
12 <b>Maverick VIÑALES</b>	SPA	APRILIA	348.3	346.1	345.0	345.0	345.0	345.7	<b>348.3</b>
72 <b>Marco BEZZECCHI</b>	ITA	DUCATI	348.3	346.1	345.0	345.0	345.0	345.6	<b>348.3</b>
93 <b>Marc MARQUEZ</b>	SPA	DUCATI	348.3	347.2	346.1	345.0	343.9	346.1	<b>348.3</b>
21 <b>Franco MORBIDELLI</b>	ITA	DUCATI	347.2	346.1	342.8	342.8	340.6	343.4	<b>347.2</b>
23 <b>Enea BASTIANINI</b>	ITA	DUCATI	347.2	347.2	346.1	346.1	346.1	346.5	<b>347.2</b>
73 <b>Alex MARQUEZ</b>	SPA	DUCATI	347.2	341.7	341.7	340.6	340.6	342.1	<b>347.2</b>
20 <b>Fabio QUARTARARO</b>	FRA	YAMAHA	346.1	345.0	341.7	341.7	339.6	341.9	<b>346.1</b>
31 <b>Pedro ACOSTA</b>	SPA	KTM	346.1	342.8	342.8	341.7	340.6	342.2	<b>346.1</b>
42 <b>Alex RINS</b>	SPA	YAMAHA	346.1	343.9	341.7	340.6	339.6	342.4	<b>346.1</b>
89 <b>Jorge MARTIN</b>	SPA	DUCATI	346.1	345.0	343.9	342.8	341.7	342.8	<b>346.1</b>
10 <b>Luca MARINI</b>	ITA	HONDA	345.0	338.5	338.5	337.5	337.5	338.9	<b>345.0</b>
25 <b>Raul FERNANDEZ</b>	SPA	APRILIA	345.0	343.9	343.9	342.8	341.7	343.2	<b>345.0</b>
49 <b>Fabio DI GIANNANTONIO</b>	ITA	DUCATI	345.0	343.9	342.8	341.7	341.7	343.0	<b>345.0</b>
36 <b>Joan MIR</b>	SPA	HONDA	343.9	341.7	338.5	337.5	336.4	339.1	<b>343.9</b>
37 <b>Augusto FERNANDEZ</b>	SPA	KTM	343.9	342.8	340.6	340.6	339.6	341.5	<b>343.9</b>
41 <b>Aleix ESPARGARO</b>	SPA	APRILIA	342.8	342.8	342.8	341.7	340.6	341.6	<b>342.8</b>
5 <b>Johann ZARCO</b>	FRA	HONDA	340.6	340.6	339.6	338.5	331.2	338.1	<b>340.6</b>
30 <b>Takaaki NAKAGAMI</b>	JPN	HONDA	340.6	339.6	338.5	336.4	335.4	338.1	<b>340.6</b>

These data/results cannot be reproduced, stored and/or transmitted in whole or in part by any manner of electronic, mechanical, photocopying, recording, broadcasting or otherwise now known or herein after developed without the previous express consent by the copyright owner, except for reproduction in daily press and regular printed publications on sale to the public within 60 days of the event related to those data/results and always provided that copyright symbol appears together as follows below.

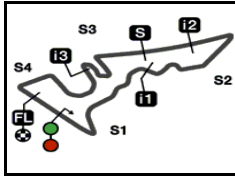
© DORNA, 2024

Official MotoGP Timing by TISSOT  
www.motogp.com



Austin, Sunday, April 14, 2024






5513 m.

## RED BULL GRAND PRIX OF THE AMERICAS

## Race

## Fastest Laps Sequence

Lap	Race Time	 Rider	Nation	Motorcycle	Time	Km/h	Riders's Lap
2	<b>4'07.536</b>	31 <b>Pedro ACOSTA</b>	SPA	KTM	<b>2'03.578</b>	160.6	2
2	<b>4'07.618</b>	89 <b>Jorge MARTIN</b>	SPA	DUCATI	<b>2'03.524</b>	160.6	2
2	<b>4'07.850</b>	1 <b>Francesco BAGNAIA</b>	ITA	DUCATI	<b>2'02.901</b>	161.4	2
14	<b>28'50.244</b>	12 <b>Maverick VIÑALES</b>	SPA	APRILIA	<b>2'02.575</b>	161.9	14

These data/results cannot be reproduced, stored and/or transmitted in whole or in part by any manner of electronic, mechanical, photocopying, recording, broadcasting or otherwise now known or herein after developed without the previous express consent by the copyright owner, except for reproduction in daily press and regular printed publications on sale to the public within 60 days of the event related to those data/results and always provided that copyright symbol appears together as follows below.

© DORNA, 2024

Official MotoGP Timing by TISSOT  
www.motogp.com



Austin, Sunday, April 14, 2024