

4185 m.

MICHELIN® GRAND PRIX DE FRANCE

Free Practice
Classification

3



Rider	Nation	Team	Motorcycle	Time	Lap	Total	Gap	Top Speed
1 80 David ALONSO	COL	CFMOTO Gaviota Aspar Team	CFMOTO	1'40.792	18	18		221.6
2 7 Filippo FARIOLI	ITA	SIC58 Squadra Corse	HONDA	1'41.580	20	21	0.788 0.788	220.1
3 19 Scott OGDEN	GBR	MLav Racing	HONDA	1'41.779	17	18	0.987 0.199	220.6
4 96 Daniel HOLGADO	SPA	Red Bull GASGAS Tech3	GASGAS	1'41.838	9	17	1.046 0.059	225.6
5 24 Tatsuki SUZUKI	JPN	Liqui Moly Husqvarna Intact GP	HUSQVARNA	1'41.855	15	16	1.063 0.017	225.6
6 85 Xabi ZURUTUZA	SPA	Red Bull KTM Ajo	KTM	1'41.859	16	17	1.067 0.004	225.1
7 64 David MUÑOZ	SPA	BOE Motorsports	KTM	1'41.862	16	17	1.070 0.003	221.6
8 6 Ryusei YAMANAKA	JPN	MT Helmets - MSI	KTM	1'41.885	16	16	1.093 0.023	223.0
9 66 Joel KELSO	AUS	BOE Motorsports	KTM	1'41.906	12	20	1.114 0.021	222.5
10 95 Collin VEIJER	NED	Liqui Moly Husqvarna Intact GP	HUSQVARNA	1'41.921	16	16	1.129 0.015	221.1
11 54 Riccardo ROSSI	ITA	CIP Green Power	KTM	1'42.006	8	16	1.214 0.085	222.5
12 99 Jose Antonio RUEDA	SPA	Red Bull KTM Ajo	KTM	1'42.081	15	16	1.289 0.075	224.0
13 72 Taiyo FURUSATO	JPN	Honda Team Asia	HONDA	1'42.118	15	17	1.326 0.037	220.6
14 82 Stefano NEPA	ITA	LEVELUP - MTA	KTM	1'42.184	17	17	1.392 0.066	221.6
15 31 Adrian FERNANDEZ	SPA	Leopard Racing	HONDA	1'42.275	9	18	1.483 0.091	220.1
16 12 Jacob ROULSTONE	AUS	Red Bull GASGAS Tech3	GASGAS	1'42.295	16	17	1.503 0.020	217.7
17 10 Nicola CARRARO	ITA	LEVELUP - MTA	KTM	1'42.335	17	17	1.543 0.040	222.0
18 22 David ALMANSA	SPA	Kopron Rivacold Snipers Team	HONDA	1'42.390	14	14	1.598 0.055	221.6
19 36 Angel PIQUERAS	SPA	Leopard Racing	HONDA	1'42.392	8	11	1.600 0.002	221.1
20 78 Joel ESTEBAN	SPA	CFMOTO Gaviota Aspar Team	CFMOTO	1'42.398	16	16	1.606 0.006	220.6
21 70 Joshua WHATLEY	GBR	MLav Racing	HONDA	1'42.523	15	16	1.731 0.125	216.7
22 48 Ivan ORTOLA	SPA	MT Helmets - MSI	KTM	1'42.761	7	10	1.969 0.238	218.2
23 18 Matteo BERTELLE	ITA	Kopron Rivacold Snipers Team	HONDA	1'43.108	8	8	2.316 0.347	214.4
24 58 Luca LUNETTA	ITA	SIC58 Squadra Corse	HONDA	1'43.142	13	17	2.350 0.034	219.6
25 55 Noah DETTWILER	SWI	CIP Green Power	KTM	1'43.582	13	15	2.790 0.440	220.6
26 5 Tatchakorn BUASRI	THA	Honda Team Asia	HONDA	1'44.110	11	18	3.318 0.528	215.8

Practice condition: Dry

Air: 15°

Humidity: 72%

Ground: 17°

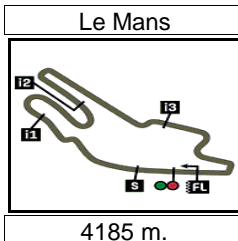
Fastest Lap:	Lap: 18	David ALONSO	1'40.792	149.4 Km/h
Best Race Lap:	2023	Ayumu SASAKI	1'41.476	148.4 Km/h
All Time Lap Record:	2024	David ALONSO	1'40.792	149.4 Km/h

The results are provisional until the end of the limit for protest and appeals.

Time limit for protest expires 60' after publication of the results - Time:

These data/results cannot be reproduced, stored and/or transmitted in whole or in part by any manner of electronic, mechanical, photocopying, recording, broadcasting or otherwise now known or herein after developed without the previous express consent by the copyright owner, except for reproduction in daily press and regular printed publications on sale to the public within 60 days of the event related to those data/results and always provided that copyright symbol appears together as follows below.

© DORNA, 2024



MICHELIN® GRAND PRIX DE FRANCE

Free Practice

Top Speed & Average

4



Rider	Nation	Motorcycle	Top 5 speeds					Average	Top
24 Tatsuki SUZUKI	JPN	HUSQVARNA	225.6	224.0	223.5	223.5	223.5	224.0	225.6
96 Daniel HOLGADO	SPA	GASGAS	225.6	223.0	223.0	221.1	221.1	222.5	225.6
85 Xabi ZURUTUZA	SPA	KTM	225.1	224.0	223.0	222.0	221.6	222.7	225.1
99 Jose Antonio RUEDA	SPA	KTM	224.0	223.5	222.0	221.1	220.1	221.6	224.0
6 Ryusei YAMANAKA	JPN	KTM	223.0	219.6	219.6	219.1	219.1	220.1	223.0
54 Riccardo ROSSI	ITA	KTM	222.5	222.5	221.6	221.1	220.6	221.7	222.5
66 Joel KELSO	AUS	KTM	222.5	221.6	219.6	219.1	218.2	219.2	222.5
10 Nicola CARRARO	ITA	KTM	222.0	221.1	220.6	220.6	220.1	220.8	222.0
22 David ALMANSA	SPA	HONDA	221.6	221.1	219.1	218.6	218.6	219.4	221.6
64 David MUÑOZ	SPA	KTM	221.6	220.6	219.6	219.1	219.1	219.6	221.6
80 David ALONSO	COL	CFMOTO	221.6	221.1	220.6	219.6	219.6	220.4	221.6
82 Stefano NEPA	ITA	KTM	221.6	220.6	220.1	220.1	220.1	220.5	221.6
36 Angel PIQUERAS	SPA	HONDA	221.1	220.6	220.1	220.1	219.6	220.2	221.1
95 Collin VEIJER	NED	HUSQVARNA	221.1	220.6	219.6	219.6	219.1	220.0	221.1
19 Scott OGDEN	GBR	HONDA	220.6	219.6	218.6	218.6	218.2	219.0	220.6
55 Noah DETTWILER	SWI	KTM	220.6	220.1	219.6	219.6	219.6	219.9	220.6
72 Taiyo FURUSATO	JPN	HONDA	220.6	219.6	219.1	218.2	218.2	219.0	220.6
78 Joel ESTEBAN	SPA	CFMOTO	220.6	220.6	220.1	220.1	220.1	220.3	220.6
7 Filippo FARIOLI	ITA	HONDA	220.1	219.1	219.1	218.6	218.2	219.0	220.1
31 Adrian FERNANDEZ	SPA	HONDA	220.1	218.6	218.2	217.7	217.7	218.3	220.1
58 Luca LUNETTA	ITA	HONDA	219.6	219.6	219.1	218.6	218.6	219.1	219.6
48 Ivan ORTOLA	SPA	KTM	218.2	216.7	216.3	216.3	216.3	216.8	218.2
12 Jacob ROULSTONE	AUS	GASGAS	217.7	217.7	217.2	217.2	217.2	217.4	217.7
70 Joshua WHATLEY	GBR	HONDA	216.7	215.8	215.8	214.9	213.9	215.2	216.7
5 Tatchakorn BUASRI	THA	HONDA	215.8	213.9	213.5	213.5	213.0	213.6	215.8
18 Matteo BERTELLE	ITA	HONDA	214.4	213.9	213.5	213.5	213.0	213.6	214.4

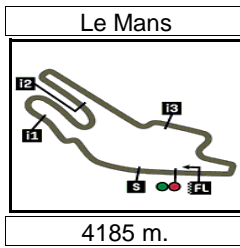
These data/results cannot be reproduced, stored and/or transmitted in whole or in part by any manner of electronic, mechanical, photocopying, recording, broadcasting or otherwise now known or herein after developed without the previous express consent by the copyright owner, except for reproduction in daily press and regular printed publications on sale to the public within 60 days of the event related to those data/results and always provided that copyright symbol appears together as follows below.

© DORNA, 2024

Official MotoGP Timing by TISSOT
www.motogp.com



Le Mans, Friday, May 10, 2024



Results and timing service provided by TISSOT

Moto3™

MICHELIN® GRAND PRIX DE FRANCE

Free Practice

Chronological Analysis of Performances

5

* Lap / Sector time cancelled T1 Time from finish line to 1st intermediate T3 Time from 2nd intermed. to 3rd intermed.
P Crossing the finish line in pit lane T2 Time from 1st intermed. to 2nd intermed. T4 Time from 3rd intermediate to finish line

Lap	Lap Time	T1	T2	T3	T4	Speed	Lap	Lap Time	T1	T2	T3	T4	Speed
1st 80 David ALONSO CFMOTO Gaviota As COL													
Runs=2		Total laps=18		Full laps=15		Valid laps=14							
1	2'01.722 *	17.493	24.865	30.530*	28.293		1	2'31.120	17.565	24.397	30.187	27.397	
2	1'46.612	25.480	23.585	30.192	27.355	216.7	2	1'44.745	25.009	23.128	29.738	26.870	217.2
3	1'45.329	25.116	23.340	29.750	27.123	218.2	3	1'44.336	25.104	23.289	29.298	26.645	219.6
4	1'44.395	24.899	23.053	29.536	26.907	218.6	4	1'44.257	24.874	22.797	29.566	27.020	218.2
5	1'43.501	24.705	22.919	29.167	26.710	219.1	5	1'43.237	24.808	22.602	29.176	26.651	220.6
6	1'44.075 *	24.829	22.976	29.157	27.113*	219.6	6	1'48.222 *	29.86*	22.958	28.904	26.496	218.6
7	1'43.021	24.729	22.695	29.036	26.561	219.1	7	1'42.432	24.493	22.654	29.008	26.277	218.2
8	1'42.631	24.581	22.722	28.849	26.479	218.6	8	1'42.403	24.386	22.558	29.011	26.448	218.6
9	1'42.643	24.582	22.509	28.958	26.594	219.1	9	1'42.171	24.595	22.458	28.817	26.301	216.7
10	1'42.189	24.492	22.506	28.825	26.366	219.6	10	1'53.696 P	26.27*	23.246	30.434	33.738	217.7
11	1'42.097	24.409	22.525	28.836	26.327	218.2	11	6'17.498	15.872	23.212	29.223	26.380	
12	1'41.589	24.324	22.510	28.627	26.128	219.6	12	1'42.000	24.512	22.455	28.821	26.212	215.3
13	1'41.744	24.351	22.412	28.726	26.255	219.1	13	1'48.305 *	24.534	22.418	28.947*	32.406	214.4
14	1'44.467 P	24.428	22.430	28.556	29.053	218.6	14	1'41.827 *	24.534	22.281	28.773	26.239*	216.7
15	7'05.746 *	19.441	23.563	29.284*	26.859		15	1'41.797	24.405	22.457	28.732	26.203	216.3
16	1'41.734	24.508	22.319	28.649	26.258	221.6	16	1'42.049	24.538	22.422	28.802	26.287	216.3
17	1'41.336	24.251	22.320	28.568	26.197	220.6	17	1'41.779	24.442	22.420	28.685	26.232	216.7
18	1'40.792	24.116	22.244	28.443	25.989	221.1	18	1'41.812	24.427	22.408	28.790	26.187	215.8
2nd 7 Filippo FARIOLI SIC58 Squadra Corse ITA													
Runs=1		Total laps=21		Full laps=20		Valid laps=18							
1	2'14.910	16.108	23.943	30.671	28.059		1	2'29.813	16.896	24.373	30.434	28.007	
2	1'45.414	25.365	23.151	29.768	27.130	216.7	2	1'45.576 *	25.448	23.235	29.698	27.195*	217.2
3	1'44.330	25.067	22.936	29.492	26.835	217.7	3	1'46.824 *	25.059	24.760	30.016	26.989*	219.1
4	1'43.855	24.884	22.946	29.253	26.772	218.6	4	1'43.794	24.891	22.865	29.333	26.705	219.6
5	1'43.488	24.906	22.695	29.217	26.670	216.7	5	1'42.985	24.691	22.758	29.025	26.511	221.1
6	1'43.521	24.898	22.771	29.209	26.643	216.7	6	1'42.544	24.603	22.649	28.955	26.337	223.0
7	1'43.237	24.655	22.759	29.107	26.716	216.7	7	1'46.012 *	24.441	22.594	32.225	26.752*	221.1
8	1'43.589	24.772	22.723	29.168	26.926	217.7	8	1'41.970	24.405	22.516	28.839	26.210	223.0
9	1'42.906	24.678	22.626	29.043	26.559	217.2	9	1'41.838	24.372	22.452	28.757	26.257	225.6
10	1'42.836	24.583	22.627	29.054	26.572	217.7	10	1'49.994 P	25.83*	23.522	30.314	30.328	221.1
11	1'42.958	24.649	22.643	29.042	26.624	215.8	11	6'49.960	16.771	23.362	29.957	27.103	
12	1'42.790	24.638	22.574	29.090	26.488	216.3	12	1'42.706	24.673	22.651	28.958	26.424	218.6
13	1'42.515	24.629	22.621	28.881	26.384	216.7	13	1'42.613	24.582	22.530	28.977	26.524	218.2
14	1'42.552	24.651	22.567	28.855	26.479	216.3	14	1'42.011 *	24.377	22.500	28.830	26.304*	219.1
15	1'42.161	24.450	22.514	28.824	26.373	217.2	15	1'42.134	24.366	22.586	28.812	26.370	219.6
16	1'42.249	24.527	22.481	28.760	26.481	217.2	16	1'41.988	24.439	22.462	28.799	26.288	219.1
17	1'42.246 *	24.394	22.501	28.942	26.409*	218.2	17	1'42.242 *	24.451	22.557	28.942	26.292*	219.6
18	1'46.511	25.100	24.357	30.216	26.838	215.8							
19	1'42.162 *	24.470	22.392	28.812	26.488*	220.1							
20	1'41.580	24.321	22.343	28.693	26.223	219.1							
21	1'41.590	24.423	22.327	28.646	26.194	219.1							
4th 96 Daniel HOLGADO Red Bull GASGAS Te SPA													
Runs=2		Total laps=17		Full laps=14		Valid laps=9							
1	2'29.813	16.896	23.943	30.671	28.059		1	2'29.813	16.896	24.373	30.434	28.007	
2	1'45.576 *	25.448	23.235	29.698	27.195*	217.2	2	1'45.576 *	25.448	23.235	29.698	27.195*	217.2
3	1'46.824 *	25.059	24.760	30.016	26.989*	219.1	3	1'46.824 *	25.059	24.760	30.016	26.989*	219.1
4	1'43.794	24.891	22.865	29.333	26.705	219.6	4	1'43.794	24.891	22.865	29.333	26.705	219.6
5	1'42.985	24.691	22.758	29.025	26.511	221.1	5	1'42.985	24.691	22.758	29.025	26.511	221.1
6	1'42.544	24.603	22.649	28.955	26.337	223.0	6	1'42.544	24.603	22.649	28.955	26.337	223.0
7	1'46.012 *	24.441	22.594	32.225	26.752*	221.1	7	1'46.012 *	24.441	22.594	32.225	26.752*	221.1
8	1'41.970	24.405	22.516	28.839	26.210	223.0	8	1'41.970	24.405	22.516	28.839	26.210	223.0
9	1'41.838	24.372	22.452	28.757	26.257	225.6	9	1'41.838	24.372	22.452	28.757	26.257	225.6
10	1'49.994 P	25.83*	23.522	30.314	30.328	221.1	10	1'49.994 P	25.83*	23.522	30.314	30.328	221.1
11	6'49.960	16.771	23.362	29.957	27.103		11	6'49.960	16.771	23.362	29.957	27.103	
12	1'42.706	24.673	22.651	28.958	26.424	218.6	12	1'42.706	24.673	22.651	28.958	26.424	218.6
13	1'42.613	24.582	22.530	28.977	26.524	218.2	13	1'42.613	24.582	22.530	28.977	26.524	218.2
14	1'42.011 *	24.377	22.500	28.830	26.304*	219.1	14	1'42.011 *	24.377	22.500	28.830	26.304*	219.1
15	1'42.134	24.366	22.586	28.812	26.370	219.6	15	1'42.134	24.366	22.586	28.812	26.370	219.6
16	1'41.988	24.439	22.462	28.799	26.288	219.1	16	1'41.988	24.439	22.462	28.799	26.288	219.1
17	1'42.242 *	24.451	22.557	28.942	26.292*	219.6	17	1'42.242 *	24.451	22.557	28.942	26.292*	219.6
5th 24 Tatsuki SUZUKI Liqui Moly Husqvarna JPN													
Runs=2		Total laps=16		Full laps=13		Valid laps=12							
1	2'29.913	15.668	23.869	29.980	27.634		1	2'29.913	15.668	23.869	29.980	27.634	
2	1'46.080	25.487	23.402	30.484	26.707	218.6	2	1'46.080	25.487	23.402	30.484	26.707	218.6
3	1'46.443	24.560	24.733	30.081	27.069	223.5	3	1'46.443	24.560	24.733	30.081	27.069	223.5

Fastest Lap: David ALONSO CFMOTO Gaviota As COL 1'40.792 24.116 22.244 28.443 25.989

These data/results cannot be reproduced, stored and/or transmitted in whole or in part by any manner of electronic, mechanical, photocopying, recording, broadcasting or otherwise now known or herein after developed without the previous express consent by the copyright owner, except for reproduction in daily press and regular printed publications on sale to the public within 60 days of the event related to those data/results and always provided that copyright symbol appears together as follows below.
© DORNA, 2024



Free Practice

Moto3

Lap	Lap Time	T1	T2	T3	T4	Speed	Lap	Lap Time	T1	T2	T3	T4	Speed
4	1'43.693	24.737	22.890	29.343	26.723	222.5	1	3'02.263	17.587	24.230	29.867	27.811	
5	1'42.944	24.663	22.800	29.021	26.460	223.5	2	1'45.115	25.179	23.248	29.645	27.043	217.7
6	1'42.545	24.647	22.709	28.941	26.248	224.0	3	1'44.352	25.028	22.957	29.429	26.938	218.6
7	1'42.578	24.471	22.594	29.134	26.379	221.1	4	1'43.412	24.739	22.889	29.108	26.676	217.7
8	1'42.573	24.509	22.687	29.050	26.327	220.6	5	1'43.321	24.613	22.957	29.118	26.633	219.1
9	1'42.559	24.461	22.680	29.064	26.354	220.6	6	1'43.443	24.929	22.782	29.114	26.618	219.1
10	1'53.288 P	27.92*	23.725	30.241	31.399	219.6	7	1'43.423	24.738	22.832	29.198	26.655	217.2
11	9'19.206 *	14.685	22.861	28.739*	26.441*		8	1'43.771	24.682	22.819	29.391	26.879	218.2
12	1'42.458	24.460	22.653	29.049	26.296	220.6	9	1'43.055 *	24.526	22.772	28.980	26.777*	223.0
13	1'41.971	24.405	22.481	28.810	26.275	221.6	10	1'42.641	24.505	22.635	28.959	26.542	219.6
14	1'41.944	24.401	22.469	28.957	26.117	223.5	11	1'47.266 P	24.714	22.811	29.194	30.547	218.6
15	1'41.855	24.396	22.344	28.751	26.364	225.6	12	9'02.754	17.257	23.046	28.939	27.111	
16	1'46.001 *	24.902	23.732	29.614*	27.753	221.6	13	1'42.926 *	24.88*	22.549	28.985	26.507	215.8

6th 85 Xabi ZURUTUZA Red Bull KTM Ajo SPA
Runs=2 Total laps=17 Full laps=14 Valid laps=11

1	2'25.241	17.235	24.476	30.739	28.446	
2	1'46.264	25.533	23.817	29.524	27.390	221.1
3	1'44.585	24.853	23.323	29.312	27.097	220.1
4	1'44.584 *	24.822	23.055	29.588*	27.119*	221.1
5	1'43.703	24.754	22.944	29.127	26.878	220.6
6	1'43.428	24.633	22.819	29.103	26.873	221.6
7	1'43.856	24.647	22.817	28.959	27.433	221.1
8	1'47.686 *	26.19*	24.407	30.335	26.753	219.6
9	1'43.002	24.667	22.700	28.891	26.744	222.0
10	1'42.848	24.494	22.805	28.885	26.664	221.6
11	1'48.415 P	24.78*	23.454	29.571*	30.608	219.6
12	7'36.080	16.510	22.789	28.915	26.335	
13	1'42.170	24.418	22.434	28.887	26.431	224.0
14	1'44.197 *	24.65*	23.992	28.903	26.643	221.6
15	1'41.948	24.409	22.489	28.854	26.196	223.0
16	1'41.859	24.380	22.442	28.656	26.381	225.1
17	1'44.554	24.620	22.438	30.791	26.705	219.1

7th 64 David MUÑOZ BOE Motorsports SPA
Runs=2 Total laps=17 Full laps=14 Valid laps=12

1	2'10.756	17.305	24.572	30.671	27.204	
2	1'45.656	25.491	23.227	29.851	27.087	217.7
3	1'44.647	24.938	22.966	29.903	26.840	219.1
4	1'43.580	24.621	22.809	29.513	26.637	219.6
5	1'43.049	24.543	22.659	29.189	26.658	218.6
6	1'42.832	24.426	22.607	29.083	26.716	218.6
7	1'43.218	24.438	22.799	29.350	26.631	218.2
8	1'49.274 P	24.565	22.630	29.238	32.841	217.7
9	7'46.684	17.714	23.704	29.765	26.823	
10	1'43.514 *	25.03*	22.889	29.165	26.421	219.1
11	1'46.992	24.412	22.549	31.355	28.676	219.1
12	1'42.435	24.327	22.535	29.230	26.343	219.1
13	1'41.870	24.282	22.437	28.923	26.228	221.6
14	1'43.208 *	24.73*	22.858	29.075	26.538	219.1
15	2'02.957	24.619	39.407	30.447	28.484	217.7
16	1'41.862	24.405	22.489	28.782	26.186	220.6
17	1'42.035	24.622	22.446	28.718	26.249	219.1

8th 6 Ryusei YAMANAKA MT Helmets - MSI JPN
Runs=2 Total laps=16 Full laps=13 Valid laps=11

1	2'10.756	17.305	24.572	30.671	27.204	
2	1'45.656	25.491	23.227	29.851	27.087	217.7
3	1'44.647	24.938	22.966	29.903	26.840	219.1
4	1'43.580	24.621	22.809	29.513	26.637	219.6
5	1'43.049	24.543	22.659	29.189	26.658	218.6
6	1'42.832	24.426	22.607	29.083	26.716	218.6
7	1'43.218	24.438	22.799	29.350	26.631	218.2
8	1'49.274 P	24.565	22.630	29.238	32.841	217.7
9	7'46.684	17.714	23.704	29.765	26.823	
10	1'43.514 *	25.03*	22.889	29.165	26.421	219.1
11	1'46.992	24.412	22.549	31.355	28.676	219.1
12	1'42.435	24.327	22.535	29.230	26.343	219.1
13	1'41.870	24.282	22.437	28.923	26.228	221.6
14	1'43.208 *	24.73*	22.858	29.075	26.538	219.1
15	2'02.957	24.619	39.407	30.447	28.484	217.7
16	1'41.862	24.405	22.489	28.782	26.186	220.6
17	1'42.035	24.622	22.446	28.718	26.249	219.1

9th 66 Joel KELSO BOE Motorsports AUS
Runs=1 Total laps=20 Full laps=19 Valid laps=14

1	3'03.580	20.758	25.501	30.858	33.946	
2	1'45.333	25.181	23.084	29.689	27.379	217.2
3	1'43.307	24.794	22.847	29.153	26.513	218.2
4	1'44.188 *	24.639	23.230	29.716	26.603*	219.1
5	1'42.318	24.516	22.490	28.987	26.325	218.2
6	1'45.839	25.161	23.308	30.765	26.605	222.5
7	1'42.253	24.539	22.482	28.997	26.235	218.2
8	1'42.361	24.476	22.438	28.885	26.562	219.6
9	1'45.065 *	24.999	23.351	29.732	26.983*	221.6
10	1'42.139	24.401	22.451	28.897	26.390	217.7
11	1'42.424	24.476	22.552	28.974	26.422	217.7
12	1'41.906	24.435	22.410	28.834	26.227	217.7
13	1'47.369 *	26.77*	23.998	29.971	26.625	218.2
14	1'42.578	24.456	22.569	29.086	26.467	217.7
15	1'42.725 *	24.449	22.631	29.124	26.521*	217.2
16	1'47.994 *	27.35*	24.218	29.989	26.428	216.7
17	1'42.542	24.516	22.497	29.031	26.498	218.2
18	1'42.644	24.547	22.563	29.062	26.472	216.3
19	1'42.030	24.338	22.445	28.874	26.373	217.2
20	1'46.150	24.494	23.818	30.236	27.602	218.2

10th 95 Collin VEIJER Liqui Moly Husqvarna NED
Runs=2 Total laps=16 Full laps=13 Valid laps=13

1	3'37.764	17.734	25.031	30.529	27.985	
2	1'46.031	25.667	23.257	29.802	27.305	215.8
3	1'44.705	25.119	23.000	29.524	27.062	217.2
4	1'44.138	24.972	22.918	29.396	26.852	217.2
5	1'43.631	24.870	22.771	29.266	26.724	217.7
6	1'43.509	24.853	22.727	29.307	26.622	217.7
7	1'43.161	24.725	22.589	29.172	26.675	217.2
8	1'42.993	24.689	22.591	29.175	26.538	217.2
9	1'51.885 P	24.748	22.934	32.033	32.170	217.7
10	8'08.860	18.417	23.852	29.459	26.870	
11	1'42.645	24.531	22.476	29.065	26.573	218.2
12	1'43.536	24.540	22.412	30.085	26.499	219.6
13	1'42.733	24.781	22.518	28.922	26.512	220.6
14	1'42.094	24.339	22.309	29.011	26.435	219.1

Fastest Lap: David ALONSO CFMOTO Gaviota As COL 1'40.792 24.116 22.244 28.443 25.989

These data/results cannot be reproduced, stored and/or transmitted in whole or in part by any manner of electronic, mechanical, photocopying, recording, broadcasting or otherwise now known or herein after developed without the previous express consent by the copyright owner, except for reproduction in daily press and regular printed publications on sale to the public within 60 days of the event related to those data/results and always provided that copyright symbol appears together as follows below.
© DORNA, 2024

Free Practice

Moto3

Lap	Lap Time	T1	T2	T3	T4	Speed	Lap	Lap Time	T1	T2	T3	T4	Speed
15	1'42.131	24.431	22.267	28.958	26.475	219.6	14	1'42.159	24.418	22.415	28.908	26.418	218.2
16	1'41.921	24.500	22.319	28.815	26.287	221.1	15	1'42.118	24.493	22.437	28.919	26.269	217.7
11th 54 Riccardo ROSSI CIP Green Power ITA Runs=2 Total laps=16 Full laps=13 Valid laps=11							16 1'42.651 * 24.384 22.559 29.086 26.622* 218.2						
1 2'32.614 18.489 24.655 30.495 34.503							17 1'47.797 24.617 23.034 31.791 28.355 220.6						
2 1'46.745 25.624 23.744 30.016 27.361 219.6							14th 82 Stefano NEPA LEVELUP - MTA ITA Runs=2 Total laps=17 Full laps=14 Valid laps=12						
3 1'45.041 25.443 23.092 29.550 26.956 219.1							1 2'32.022 17.388 24.357 31.276 31.272						
4 1'43.750 25.060 22.847 29.267 26.576 218.6							2 1'44.830 25.299 23.028 29.594 26.909 217.7						
5 1'43.141 * 24.830 22.767 29.034 26.510* 218.6							3 1'48.191 24.677 22.810 29.491 31.213 220.6						
6 1'42.709 24.665 22.714 28.935 26.395 220.1							4 1'43.892 25.223 22.934 29.225 26.510 220.1						
7 1'42.318 24.590 22.616 28.950 26.162 221.1							5 1'43.331 24.759 22.858 29.100 26.614 220.1						
8 1'42.006 24.470 22.527 28.853 26.156 220.6							6 1'43.004 24.633 22.790 29.057 26.524 221.6						
9 1'42.237 24.382 22.523 29.034 26.298 222.5							7 1'51.743 P 24.520 25.200 32.345 29.678 220.1						
10 1'49.950 P 24.512 22.707 30.062 32.669 219.6							8 7'54.152 17.943 23.851 29.427 26.623						
11 9'14.249 17.759 23.600 35.179 27.399							9 1'43.306 24.765 22.760 29.161 26.620 218.2						
12 1'43.015 24.706 22.696 29.049 26.564 220.1							10 1'42.878 24.553 22.661 29.141 26.523 218.2						
13 1'43.315 * 24.84* 22.740 29.256 26.471 219.6							11 1'42.677 24.578 22.603 29.112 26.384 218.2						
14 1'42.637 24.536 22.731 28.929 26.441 221.6							12 1'42.713 24.596 22.674 29.008 26.435 218.6						
15 1'43.168 24.579 22.987 29.171 26.431 222.5							13 1'42.632 * 24.535 22.586 29.118 26.393* 219.1						
16 1'42.450 24.564 22.610 28.927 26.349 218.6							14 1'49.853 * 28.72* 24.649 29.745 26.734 218.6						
12th 99 Jose Antonio RUED Red Bull KTM Ajo SPA Runs=2 Total laps=16 Full laps=13 Valid laps=12							15 1'42.521 24.500 22.563 29.056 26.402 218.2						
1 2'24.528 17.644 24.576 30.696 27.969							16 1'42.486 24.492 22.651 28.974 26.369 219.1						
2 1'46.068 25.243 23.624 30.005 27.196 218.2							17 1'42.184 24.407 22.531 28.928 26.318 218.6						
3 1'44.456 24.800 23.117 29.670 26.869 218.6							15th 31 Adrian FERNANDEZ Leopard Racing SPA Runs=2 Total laps=18 Full laps=15 Valid laps=14						
4 1'44.026 24.772 22.922 29.469 26.863 219.6							1 2'30.132 16.646 23.707 29.701 27.173						
5 1'43.600 24.623 22.895 29.323 26.759 220.1							2 1'45.288 25.363 23.046 29.769 27.110 220.1						
6 1'43.415 24.411 22.969 29.374 26.661 223.5							3 1'44.260 24.935 22.989 29.646 26.690 217.2						
7 1'48.089 P 24.655 23.003 29.279 31.152 219.6							4 1'43.889 24.851 22.878 29.509 26.651 217.7						
8 9'19.894 15.695 23.325 29.324 26.679							5 1'46.489 * 24.742 22.904 29.594* 29.249 216.3						
9 1'42.828 24.472 22.795 29.058 26.503 219.1							6 1'42.866 24.613 22.656 29.051 26.546 218.6						
10 1'42.577 24.444 22.654 29.022 26.457 218.6							7 1'42.682 24.520 22.575 29.056 26.531 218.2						
11 1'42.515 24.389 22.673 29.086 26.367 219.6							8 1'42.412 24.561 22.488 28.991 26.372 217.7						
12 1'42.425 24.438 22.588 28.965 26.434 220.1							9 1'42.275 24.441 22.420 28.996 26.418 217.7						
13 1'44.891 * 26.56* 22.825 29.051 26.451 221.1							10 1'42.759 24.600 22.596 28.997 26.566 215.8						
14 1'49.785 24.384 25.573 33.058 26.770 220.1							11 1'42.630 24.631 22.423 29.218 26.358 214.4						
15 1'42.081 24.369 22.502 28.943 26.267 222.0							12 1'42.583 24.638 22.502 28.993 26.450 213.9						
16 1'42.109 24.317 22.617 28.980 26.195 224.0							13 1'46.418 24.607 22.484 30.884 28.443 215.3						
13th 72 Taiyo FURUSATO Honda Team Asia JPN Runs=2 Total laps=17 Full laps=14 Valid laps=11							14 1'49.686 P 24.651 22.654 31.122 31.259 214.4						
1 2'11.782 16.881 23.988 30.773 27.330							15 5'33.272 * 17.439 23.086 29.368 27.198*						
2 1'44.941 25.297 23.150 29.683 26.811 215.8							16 1'42.979 24.787 22.524 29.177 26.491 213.9						
3 1'44.554 24.966 22.873 29.804 26.911 219.1							17 1'42.919 24.687 22.560 29.139 26.533 215.8						
4 1'43.712 24.638 22.909 29.350 26.815 217.7							18 1'42.993 24.615 22.750 29.100 26.528 216.3						
5 1'43.172 24.618 22.885 29.155 26.514 217.7							16th 12 Jacob ROULSTONE Red Bull GASGAS Te AUS Runs=2 Total laps=17 Full laps=14 Valid laps=11						
6 1'44.010 * 24.512 22.727 29.965* 26.806 218.2							1 2'12.757 16.369 25.187 31.044 27.767						
7 1'43.485 24.650 22.792 29.303 26.740 217.2							2 1'46.302 * 25.182 23.745 30.082 27.293* 215.8						
8 1'43.181 * 24.693 22.735 29.054* 26.699 219.6							3 1'45.163 24.775 23.288 29.906 27.194 216.3						
9 1'43.651 24.938 22.803 29.263 26.647 215.3							4 1'44.871 24.953 23.466 29.406 27.046 215.8						
10 1'50.557 P 24.653 23.601 30.490* 31.813 215.3							5 1'43.967 24.672 22.979 29.346 26.970 217.7						
11 7'18.903 17.200 23.752 29.628 26.586							6 1'45.777 * 24.733 22.899 29.987* 28.158* 217.2						
12 1'42.500 24.638 22.546 29.039 26.277 215.8							7 1'43.920 24.719 22.874 29.248 27.079 216.7						
13 1'42.253 24.633 22.469 28.952 26.199 216.3							8 1'49.477 P 24.94* 23.831 30.340 30.357 216.7						

Fastest Lap: David ALONSO CFMOTO Gaviota As COL **1'40.792** 24.116 22.244 28.443 25.989

These data/results cannot be reproduced, stored and/or transmitted in whole or in part by any manner of electronic, mechanical, photocopying, recording, broadcasting or otherwise now known or herein after developed without the previous express consent by the copyright owner, except for reproduction in daily press and regular printed publications on sale to the public within 60 days of the event related to those data/results and always provided that copyright symbol appears together as follows below.
© DORNA, 2024

Free Practice

Moto3

Lap	Lap Time	T1	T2	T3	T4	Speed	Lap	Lap Time	T1	T2	T3	T4	Speed
9	6'54.672	18.836	24.179	29.576	26.852		8	1'42.392	24.500	22.621	29.038	26.233	219.1
10	1'43.691	24.700	22.796	29.191	27.004	215.8	9	2'28.380 P	24.383	22.490	29.109	1'12.398	220.1
11	1'43.282	24.650	22.743	29.230	26.659	215.8	10	17'03.213	19.373	24.815	30.203	27.502	
12	1'42.875	24.703	22.725	28.973	26.474	216.7	11	1'43.090	24.571	22.675	29.262	26.582	219.6
13	1'42.679	24.692	22.623	28.920	26.444	217.2	20th 78 Joel ESTEBAN CFMOTO Gaviota As SPA						
14	1'45.707 *	24.653	23.301	30.211	27.542*	217.7	Runs=2 Total laps=16 Full laps=13 Valid laps=12						
15	1'42.403	24.533	22.477	28.895	26.498	217.2	1	2'03.186 *	17.550	24.866	30.781*	29.137	
16	1'42.295	24.389	22.479	28.857	26.570	217.2	2	1'47.473	25.794	23.786	30.298	27.595	219.1
17	1'45.882	24.562	25.513	29.135	26.672	216.3	3	1'45.692	25.196	23.278	29.934	27.284	219.6
17th 10 Nicola CARRARO LEVELUP - MTA ITA							4	1'44.971	25.061	23.041	29.506	27.363	219.1
Runs=2 Total laps=17 Full laps=14 Valid laps=11							5	1'44.357	24.910	23.039	29.345	27.063	220.1
1	2'18.802	17.288	25.325	31.288	28.135		6	1'45.667	24.798	22.957	29.419	28.493	219.1
2	1'47.397	25.721	23.859	30.329	27.488	219.6	7	1'44.263	24.730	23.159	29.337	27.037	219.6
3	1'45.545	25.135	23.414	29.851	27.145	220.6	8	1'44.230	24.698	22.960	29.456	27.116	220.1
4	1'44.802	25.054	23.237	29.508	27.003	219.1	9	1'43.216	24.694	22.713	29.070	26.739	219.6
5	1'43.996	24.868	23.110	29.165	26.853	219.6	10	1'46.511 P	24.485	23.260	29.291	29.475	219.6
6	1'44.264	24.749	23.440	29.150	26.925	220.6	11	9'34.392	16.267	23.263	34.080	27.024	
7	1'43.556	24.634	23.099	29.136	26.687	219.6	12	1'42.517	24.439	22.571	28.806	26.701	220.6
8	1'43.625	24.644	22.936	29.286	26.759	220.1	13	1'44.115 *	25.58*	22.894	28.935	26.700	220.1
9	1'43.095	24.599	22.920	29.068	26.508	219.1	14	1'42.916	24.497	22.707	28.944	26.768	220.1
10	1'48.884 P	24.695	23.013	29.192	31.984	219.6	15	1'44.277	24.630	23.509	29.270	26.868	219.1
11	8'07.113	21.813	24.878	29.455	26.732		16	1'42.398	24.490	22.567	28.776	26.565	220.6
12	1'43.811 *	24.647	23.045	29.150*	26.969	221.1	21st 70 Joshua WHATLEY MLav Racing GBR						
13	1'42.804 *	24.658	22.883	28.926	26.337*	222.0	Runs=3 Total laps=16 Full laps=11 Valid laps=10						
14	1'43.464 *	24.65*	22.937	29.124	26.745	220.1	1	2'32.828	18.101	25.596	36.539	33.925	
15	1'43.096	24.583	22.831	29.102	26.580	219.1	2	1'47.678	25.354	23.573	31.341	27.410	215.8
16	1'42.747	24.642	22.796	28.744	26.565	219.6	3	1'45.180	25.179	23.288	29.827	26.886	213.9
17	1'42.335	24.437	22.778	28.744	26.376	219.6	4	1'44.324 *	25.090	23.087	29.453	26.694*	214.9
18th 22 David ALMANSA Kopron Rivacold Snip SPA							5	1'44.481	25.147	23.075	29.493	26.766	213.5
Runs=2 Total laps=14 Full laps=11 Valid laps=11							6	1'43.947	24.995	22.944	29.416	26.592	213.5
1	2'36.423	18.388	25.162	31.081	28.303		7	1'43.592	24.975	22.807	29.331	26.479	213.0
2	1'47.341	25.869	23.691	30.378	27.403	218.2	8	1'43.450	24.660	22.696	29.366	26.728	215.8
3	1'44.540	24.852	23.108	29.568	27.012	221.6	9	1'56.194 P	28.27*	24.548	32.060*	31.310	211.7
4	1'44.276	24.853	23.170	29.522	26.731	218.6	10	7'53.571	16.056	23.122	29.621	26.381	
5	1'43.435	24.514	22.840	29.414	26.667	218.6	11	1'42.959	24.825	22.634	29.226	26.274	212.6
6	1'42.742	24.394	22.620	29.081	26.647	218.6	12	1'42.836	24.755	22.623	29.060	26.398	213.0
7	1'43.121	24.438	22.765	29.273	26.645	221.1	13	1'57.240 P	29.30*	26.006	31.704*	30.227	206.0
8	1'44.522	24.586	22.766	29.309	27.861	218.6	14	2'22.816	16.989	22.780	29.139	26.341	
9	1'47.316 P	24.744	22.843	29.258	30.471	219.1	15	1'42.523	24.621	22.502	28.975	26.425	213.9
10	11'59.576	18.433	23.784	29.972	26.697		16	1'43.778	24.668	22.712	30.067	26.331	216.7
11	1'44.021	24.638	22.670	29.916	26.797	218.6	22nd 48 Ivan ORTOLA MT Helmets - MSI SPA						
12	1'43.241	24.726	22.760	29.284	26.471	216.3	Runs=2 Total laps=10 Full laps=8 Valid laps=5						
13	1'42.888	24.576	22.720	29.046	26.546	217.7	1	3'00.449 *	17.835	24.504	30.396	27.804*	
14	1'42.390	24.442	22.563	28.922	26.463	217.2	2	1'45.321	25.143	23.234	30.153	26.791	214.9
19th 36 Angel PIQUERAS Leopard Racing SPA							3	1'44.317	24.785	23.019	29.667	26.846	216.7
Runs=2 Total laps=11 Full laps=8 Valid laps=8							4	1'43.462	24.683	22.801	29.287	26.691	216.3
1	2'30.543	17.447	24.505	30.169	27.146		5	1'43.122	24.720	22.734	29.068	26.600	215.8
2	1'45.067	25.084	23.292	29.800	26.891	220.6	6	1'46.363 *	27.73*	22.961	29.083	26.587	215.8
3	1'44.194	24.901	23.120	29.621	26.552	221.1	7	1'42.761	24.666	22.663	28.916	26.516	216.3
4	1'44.173	24.874	22.878	29.471	26.950	220.1	8	1'42.974 *	24.395	22.635	28.970*	26.974	218.2
5	1'43.575	24.509	22.844	29.490	26.732	219.6	9	1'42.856 *	24.552	22.852	29.025	26.427*	214.4
6	1'43.578	24.640	22.760	29.571	26.607	217.7	10	1'47.272 P	24.907	23.402	29.226	29.737	216.3
7	1'43.766	24.750	23.036	29.524	26.456	217.7	unfinished 17.804 23.029 28.951						

Fastest Lap: David ALONSO CFMOTO Gaviota As COL **1'40.792** 24.116 22.244 28.443 25.989

These data/results cannot be reproduced, stored and/or transmitted in whole or in part by any manner of electronic, mechanical, photocopying, recording, broadcasting or otherwise now known or herein after developed without the previous express consent by the copyright owner, except for reproduction in daily press and regular printed publications on sale to the public within 60 days of the event related to those data/results and always provided that copyright symbol appears together as follows below.
© DORNA, 2024

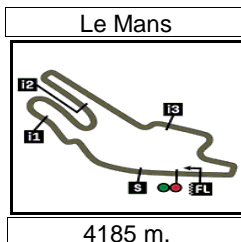
Free Practice

Moto3

Lap	Lap Time	T1	T2	T3	T4	Speed	Lap	Lap Time	T1	T2	T3	T4	Speed
23rd	18	Matteo BERTELLE Kopron Rivacold Snip ITA					5	1'45.732	25.419	23.376	29.781	27.156	213.0
		Runs=2	Total laps=8	Full laps=5	Valid laps=7		6	1'45.012	25.023	23.190	29.707	27.092	213.0
1	2'52.717	18.644	24.896	30.874	27.656		7	1'44.716	25.155	22.988	29.576	26.997	211.7
2	1'45.806	25.391	23.544	29.945	26.926	213.9	8	1'44.674	25.161	23.016	29.565	26.932	212.1
3	1'44.668	24.939	23.154	29.783	26.792	214.4	9	1'44.926 *	25.014	22.959	29.490*	27.463*	213.0
4	1'44.121	24.916	22.906	29.594	26.705	212.6	10	1'44.427	24.962	22.967	29.535	26.963	211.2
5	1'43.508	24.821	22.837	29.461	26.389	213.5	11	1'44.110	24.857	22.961	29.451	26.841	213.5
	unfinished					213.5	12	1'47.360	25.158	23.396	30.737	28.069	211.7
6	1'38.347 *	17.53*	24.146	29.829	26.836		13	1'44.620	24.903	23.046	29.574	27.097	213.0
7	1'43.492	24.972	22.760	29.260	26.500	213.0	14	1'44.511	24.903	23.012	29.586	27.010	212.1
8	1'43.108	24.895	22.638	29.274	26.301	213.0	15	1'47.753 *	25.26*	23.382	30.681*	28.424	211.7
							16	1'44.564	25.011	23.008	29.509	27.036	213.9
24th	58	Luca LUNETTA SIC58 Squadra Corse ITA					17	2'32.095 *	1'02.414	28.863	30.968*	29.850	212.6
		Runs=2	Total laps=17	Full laps=14	Valid laps=13		18	1'54.993 P	25.79*	23.324	33.639	32.235	211.7
1	2'24.935	18.489	25.577	31.619	28.576								
2	1'47.484	25.708	23.952	30.233	27.591	216.7							
3	1'46.175	25.377	23.376	30.008	27.414	217.7							
4	1'45.769	25.184	23.583	30.004	26.998	216.3							
5	1'44.216	24.979	23.020	29.359	26.858	218.6							
6	1'44.442	25.151	23.031	29.324	26.936	216.7							
7	1'44.211	24.644	23.110	29.494	26.963	218.2							
8	1'43.910	24.849	22.926	29.237	26.898	218.2							
9	1'43.852 *	24.714	22.894	29.005*	27.239	219.1							
10	1'51.450 P	24.34*	23.399	29.747	33.961	216.3							
11	6'43.727	17.526	23.459	29.849	27.261								
12	1'44.088	24.978	23.139	29.477	26.494	214.9							
13	1'43.142	24.528	22.775	29.230	26.609	219.6							
14	1'43.644	24.720	22.952	29.357	26.615	219.6							
15	1'43.270	24.637	22.829	29.204	26.600	216.3							
16	1'49.836	24.691	22.766	29.235	33.144	216.7							
17	1'43.199	24.673	22.734	29.249	26.543	218.6							
25th	55	Noah DETTWILER CIP Green Power SWI											
		Runs=2	Total laps=15	Full laps=12	Valid laps=12								
1	2'16.825 *	16.697	25.248	31.830*	29.184								
2	1'48.887	25.868	24.095	30.910	28.014	215.3							
3	1'46.731	25.381	23.641	30.326	27.383	214.9							
4	1'45.413	25.009	23.321	29.710	27.373	218.6							
5	1'44.733	24.824	23.173	29.626	27.110	216.7							
6	1'44.044	24.724	23.131	29.324	26.865	219.6							
7	1'44.515	24.583	23.121	29.580	27.231	219.6							
8	1'44.557	24.786	22.995	29.538	27.238	217.2							
9	1'53.089 P	25.042	24.111	29.826	34.110	216.7							
10	10'13.164	17.513	23.382	29.961	28.720								
11	1'45.179	25.153	23.281	29.712	27.033	213.9							
12	1'44.275	24.690	23.054	29.475	27.056	219.6							
13	1'43.582	24.496	22.997	29.286	26.803	220.1							
14	1'44.060	24.662	22.942	29.327	27.129	220.6							
15	1'44.049	24.702	23.001	29.445	26.901	218.2							
26th	5	Tatchakorn BUASRI Honda Team Asia THA											
		Runs=1	Total laps=18	Full laps=16	Valid laps=12								
1	2'36.940 *	16.624	25.249	31.098*	28.501								
2	1'46.491	25.273	23.645	30.070	27.503	215.8							
3	1'47.197 *	25.75*	23.841	29.975	27.627	213.5							
4	1'45.866	25.204	23.416	29.947	27.299	211.7							

Fastest Lap: David ALONSO CFMOTO Gaviota As COL **1'40.792** 24.116 22.244 28.443 25.989

These data/results cannot be reproduced, stored and/or transmitted in whole or in part by any manner of electronic, mechanical, photocopying, recording, broadcasting or otherwise now known or herein after developed without the previous express consent by the copyright owner, except for reproduction in daily press and regular printed publications on sale to the public within 60 days of the event related to those data/results and always provided that copyright symbol appears together as follows below.
© DORNA, 2024



Results and timing service provided by **TISSOT**

MICHELIN® GRAND PRIX DE FRANCE

Free Practice

Best Partial Times

Moto3™

IT Ideal Lap Time, sum of the best partial times

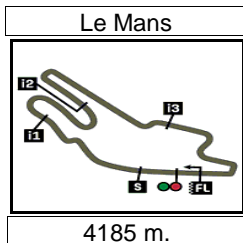
BT Best Lap Time

T1		T2		T3		T4				IT		BT	
Pos	Rider	Time	Rider	Time	Rider	Time	Rider	Time	Pos	Rider	IT	BT	
1	D.ALONSO	24.116	D.ALONSO	22.244	D.ALONSO	28.443	D.ALONSO	25.989	1	D.ALONSO	1'40.792	1'40.792	(1)
2	D.MUÑOZ	24.282	C.VEIJER	22.267	F.FARIOLI	28.646	T.SUZUKI	26.117	2	F.FARIOLI	1'41.488	1'41.580	(2)
3	J.RUEDA	24.317	S.OGDEN	22.281	X.ZURUTUZA	28.656	R.ROSSI	26.156	3	S.OGDEN	1'41.539	1'41.779	(3)
4	F.FARIOLI	24.321	F.FARIOLI	22.327	S.OGDEN	28.685	D.MUÑOZ	26.186	4	T.SUZUKI	1'41.608	1'41.855	(5)
5	J.KELSO	24.338	T.SUZUKI	22.344	D.MUÑOZ	28.718	S.OGDEN	26.187	5	D.MUÑOZ	1'41.623	1'41.862	(7)
6	C.VEIJER	24.339	R.YAMANAKA	22.358	N.CARRARO	28.744	F.FARIOLI	26.194	6	X.ZURUTUZA	1'41.666	1'41.859	(6)
7	D.HOLGADO	24.366	J.KELSO	22.410	T.SUZUKI	28.751	J.RUEDA	26.195	7	C.VEIJER	1'41.708	1'41.921	(10)
8	X.ZURUTUZA	24.380	T.FURUSATO	22.415	D.HOLGADO	28.757	X.ZURUTUZA	26.196	8	D.HOLGADO	1'41.785	1'41.838	(4)
9	R.ROSSI	24.382	A.FERNANDEZ	22.420	J.ESTEBAN	28.776	T.FURUSATO	26.199	9	J.KELSO	1'41.809	1'41.906	(9)
10	A.PIQUERAS	24.383	X.ZURUTUZA	22.434	R.YAMANAKA	28.790	D.HOLGADO	26.210	10	R.YAMANAKA	1'41.869	1'41.885	(8)
11	T.FURUSATO	24.384	D.MUÑOZ	22.437	C.VEIJER	28.815	R.YAMANAKA	26.221	11	T.FURUSATO	1'41.906	1'42.118	(13)
12	S.OGDEN	24.386	D.HOLGADO	22.452	J.KELSO	28.834	J.KELSO	26.227	12	R.ROSSI	1'41.914	1'42.006	(11)
13	J.ROULSTONE	24.389	J.ROULSTONE	22.477	R.ROSSI	28.853	A.PIQUERAS	26.233	13	J.RUEDA	1'41.957	1'42.081	(12)
14	D.ALMANSA	24.394	A.PIQUERAS	22.490	J.ROULSTONE	28.857	J.WHATLEY	26.274	14	A.PIQUERAS	1'42.144	1'42.392	(19)
15	I.ORTOLA	24.395	J.WHATLEY	22.502	T.FURUSATO	28.908	C.VEIJER	26.287	15	J.ROULSTONE	1'42.167	1'42.295	(16)
16	T.SUZUKI	24.396	J.RUEDA	22.502	I.ORTOLA	28.916	M.BERTELLE	26.301	16	S.NEPA	1'42.184	1'42.184	(14)
17	S.NEPA	24.407	R.ROSSI	22.523	D.ALMANSA	28.922	S.NEPA	26.318	17	A.FERNANDEZ	1'42.210	1'42.275	(15)
18	N.CARRARO	24.437	S.NEPA	22.531	S.NEPA	28.928	A.FERNANDEZ	26.358	18	N.CARRARO	1'42.335	1'42.335	(17)
19	J.ESTEBAN	24.439	D.ALMANSA	22.563	J.RUEDA	28.943	N.CARRARO	26.376	19	D.ALMANSA	1'42.342	1'42.390	(18)
20	A.FERNANDEZ	24.441	J.ESTEBAN	22.567	J.WHATLEY	28.975	J.ROULSTONE	26.444	20	J.ESTEBAN	1'42.347	1'42.398	(20)
21	N.DETTWILER	24.496	I.ORTOLA	22.635	A.FERNANDEZ	28.991	D.ALMANSA	26.463	21	J.WHATLEY	1'42.372	1'42.523	(21)
22	R.YAMANAKA	24.500	M.BERTELLE	22.638	A.PIQUERAS	29.038	L.LUNETTA	26.494	22	I.ORTOLA	1'42.462	1'42.761	(22)
23	L.LUNETTA	24.528	L.LUNETTA	22.734	L.LUNETTA	29.204	I.ORTOLA	26.516	23	L.LUNETTA	1'42.960	1'43.142	(24)
24	J.WHATLEY	24.621	N.CARRARO	22.778	M.BERTELLE	29.260	J.ESTEBAN	26.565	24	M.BERTELLE	1'43.020	1'43.108	(23)

These data/results cannot be reproduced, stored and/or transmitted in whole or in part by any manner of electronic, mechanical, photocopying, recording, broadcasting or otherwise now known or herein after developed without the previous express consent by the copyright owner, except for reproduction in daily press and regular printed publications on sale to the public within 60 days of the event related to those data/results and always provided that copyright symbol appears together as follows below.
© DORNA, 2024

Official MotoGP Timing by **TISSOT**
www.motogp.com





Results and timing service provided by **TISSOT**

Moto3™

MICHELIN® GRAND PRIX DE FRANCE

Free Practice

Best Partial Times

IT Ideal Lap Time, sum of the best partial times

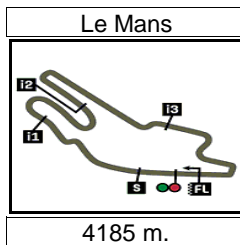
BT Best Lap Time

		T1		T2		T3		T4				
<i>Pos</i>	<i>Rider</i>	<i>Time</i>	<i>Rider</i>	<i>Time</i>	<i>Rider</i>	<i>Time</i>	<i>Rider</i>	<i>Time</i>	<i>Pos</i>	<i>Rider</i>	<i>IT</i>	<i>BT</i>
25	M.BERTELLE	24.821	N.DETTWILER	22.942	N.DETTWILER	29.286	N.DETTWILER	26.803	25	N.DETTWILER	1'43.527	1'43.582 (25)
26	T.BUASRI	24.857	T.BUASRI	22.959	T.BUASRI	29.451	T.BUASRI	26.841	26	T.BUASRI	1'44.108	1'44.110 (26)

These data/results cannot be reproduced, stored and/or transmitted in whole or in part by any manner of electronic, mechanical, photocopying, recording, broadcasting or otherwise now known or herein after developed without the previous express consent by the copyright owner, except for reproduction in daily press and regular printed publications on sale to the public within 60 days of the event related to those data/results and always provided that copyright symbol appears together as follows below.
© DORNA, 2024

Official MotoGP Timing by **TISSOT**
www.motogp.com






Results and timing service provided by **TISSOT**

Moto3™

MICHELIN® GRAND PRIX DE FRANCE

Free Practice

Fastest Laps Sequence

<i>Practice Time</i>	 <i>Rider</i>	<i>Nation</i>	<i>Motorcycle</i>	<i>Time</i>	<i>Km/h</i>	<i>Rider's Lap</i>
3'48.334	80 David ALONSO	COL	CFMOTO	1'46.612	141.3	2
3'56.412	64 David MUÑOZ	SPA	KTM	1'45.656	142.5	2
3'56.723	72 Taiyo FURUSATO	JPN	HONDA	1'44.941	143.5	2
4'15.865	19 Scott OGDEN	GBR	HONDA	1'44.745	143.8	2
5'41.059	64 David MUÑOZ	SPA	KTM	1'44.647	143.9	3
5'41.277	72 Taiyo FURUSATO	JPN	HONDA	1'44.554	144.0	3
5'44.654	7 Filippo FARIOLI	ITA	HONDA	1'44.330	144.4	3
5'59.680	31 Adrian FERNANDEZ	SPA	HONDA	1'44.260	144.5	3
5'59.804	36 Angel PIQUERAS	SPA	HONDA	1'44.194	144.5	3
6'32.220	66 Joel KELSO	AUS	KTM	1'43.307	145.8	3
9'07.688	64 David MUÑOZ	SPA	KTM	1'43.049	146.2	5
9'28.992	96 Daniel HOLGADO	SPA	GASGAS	1'42.985	146.2	5
9'29.073	24 Tatsuki SUZUKI	JPN	HUSQVARNA	1'42.944	146.3	5
9'58.726	66 Joel KELSO	AUS	KTM	1'42.318	147.2	5
13'26.818	66 Joel KELSO	AUS	KTM	1'42.253	147.3	7
14'38.324	54 Riccardo ROSSI	ITA	KTM	1'42.006	147.6	8
14'39.518	96 Daniel HOLGADO	SPA	GASGAS	1'41.970	147.7	8
16'21.356	96 Daniel HOLGADO	SPA	GASGAS	1'41.838	147.9	9
20'59.804	80 David ALONSO	COL	CFMOTO	1'41.589	148.3	12
34'54.831	80 David ALONSO	COL	CFMOTO	1'41.336	148.6	17
36'35.623	80 David ALONSO	COL	CFMOTO	1'40.792	149.4	18

These data/results cannot be reproduced, stored and/or transmitted in whole or in part by any manner of electronic, mechanical, photocopying, recording, broadcasting or otherwise now known or herein after developed without the previous express consent by the copyright owner, except for reproduction in daily press and regular printed publications on sale to the public within 60 days of the event related to those data/results and always provided that copyright symbol appears together as follows below.

© DORNA, 2024

Official MotoGP Timing by TISSOT
www.motogp.com



Le Mans, Friday, May 10, 2024