
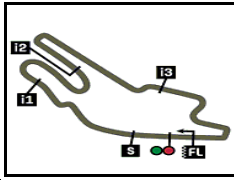


Le Mans

Results and timing service provided by 

MotoGP™



4185 m.

## MICHELIN® GRAND PRIX DE FRANCE

## Free Practice Nr. 1

## Classification

3



	Rider	Nation	Team	Motorcycle	Time	Lap	Total	Gap	Top Speed
1	89 Jorge MARTIN	SPA	Prima Pramac Racing	DUCATI	<b>1'31.421</b>	18	20		<b>317.5</b>
2	31 Pedro ACOSTA	SPA	Red Bull GASGAS Tech3	KTM	<b>1'31.658</b>	17	21	0.237 0.237	<b>318.5</b>
3	12 Maverick VIÑALES	SPA	Aprilia Racing	APRILIA	<b>1'31.678</b>	19	20	0.257 0.020	<b>313.5</b>
4	23 Enea BASTIANINI	ITA	Ducati Lenovo Team	DUCATI	<b>1'31.837</b>	14	19	0.416 0.159	<b>318.5</b>
5	1 Francesco BAGNAIA	ITA	Ducati Lenovo Team	DUCATI	<b>1'31.852</b>	15	20	0.431 0.015	<b>315.5</b>
6	73 Alex MARQUEZ	SPA	Gresini Racing MotoGP	DUCATI	<b>1'31.896</b>	19	20	0.475 0.044	<b>311.6</b>
7	41 Aleix ESPARGARO	SPA	Aprilia Racing	APRILIA	<b>1'31.911</b>	17	19	0.490 0.015	<b>312.6</b>
8	33 Brad BINDER	RSA	Red Bull KTM Factory Racing	KTM	<b>1'31.942</b>	19	20	0.521 0.031	<b>316.5</b>
9	93 Marc MARQUEZ	SPA	Gresini Racing MotoGP	DUCATI	<b>1'31.971</b>	6	21	0.550 0.029	<b>313.5</b>
10	72 Marco BEZZECCHI	ITA	Pertamina Enduro VR46 Racing Te	DUCATI	<b>1'31.980</b>	13	17	0.559 0.009	<b>316.5</b>
11	43 Jack MILLER	AUS	Red Bull KTM Factory Racing	KTM	<b>1'32.035</b>	18	20	0.614 0.055	<b>317.5</b>
12	21 Franco MORBIDELLI	ITA	Prima Pramac Racing	DUCATI	<b>1'32.070</b>	19	22	0.649 0.035	<b>311.6</b>
13	42 Alex RINS	SPA	Monster Energy Yamaha MotoGP	YAMAHA	<b>1'32.112</b>	21	21	0.691 0.042	<b>316.5</b>
14	25 Raul FERNANDEZ	SPA	Trackhouse Racing	APRILIA	<b>1'32.221</b>	18	20	0.800 0.109	<b>312.6</b>
15	88 Miguel OLIVEIRA	POR	Trackhouse Racing	APRILIA	<b>1'32.286</b>	20	20	0.865 0.065	<b>311.6</b>
16	5 Johann ZARCO	FRA	CASTROL Honda LCR	HONDA	<b>1'32.403</b>	19	19	0.982 0.117	<b>309.6</b>
17	37 Augusto FERNANDEZ	SPA	Red Bull GASGAS Tech3	KTM	<b>1'32.433</b>	20	22	1.012 0.030	<b>312.6</b>
18	49 Fabio DI GIANNANTONIO	ITA	Pertamina Enduro VR46 Racing Te	DUCATI	<b>1'32.546</b>	14	17	1.125 0.113	<b>314.5</b>
19	30 Takaaki NAKAGAMI	JPN	IDEMITSU Honda LCR	HONDA	<b>1'32.585</b>	21	21	1.164 0.039	<b>311.6</b>
20	20 Fabio QUARTARARO	FRA	Monster Energy Yamaha MotoGP	YAMAHA	<b>1'32.698</b>	5	21	1.277 0.113	<b>317.5</b>
21	36 Joan MIR	SPA	Repsol Honda Team	HONDA	<b>1'33.008</b>	18	19	1.587 0.310	<b>310.6</b>
22	10 Luca MARINI	ITA	Repsol Honda Team	HONDA	<b>1'33.350</b>	23	23	1.929 0.342	<b>313.5</b>

Practice condition: Dry

Air: 19°

Humidity: 56%

Ground: 27°

<b>Fastest Lap:</b>	Lap: 18	<b>Jorge MARTIN</b>	<b>1'31.421</b>	164.7 Km/h
<b>Best Race Lap:</b>	2022	<b>Francesco BAGNAIA</b>	<b>1'31.778</b>	164.1 Km/h
<b>All Time Lap Record:</b>	2022	<b>Francesco BAGNAIA</b>	<b>1'30.450</b>	166.5 Km/h

The results are provisional until the end of the limit for protest and appeals.

Time limit for protest expires 60' after publication of the results - ..... Time: .....

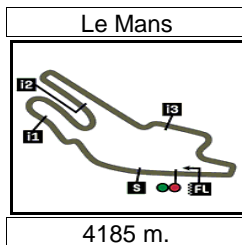
These data/results cannot be reproduced, stored and/or transmitted in whole or in part by any manner of electronic, mechanical, photocopying, recording, broadcasting or otherwise now known or herein after developed without the previous express consent by the copyright owner, except for reproduction in daily press and regular printed publications on sale to the public within 60 days of the event related to those data/results and always provided that copyright symbol appears together as follows below.

© DORNA, 2024

Official MotoGP Timing by TISSOT  
www.motogp.com



Le Mans, Friday, May 10, 2024



Results and timing service provided by **TISSOT**

**MotoGP™**

**MICHELIN® GRAND PRIX DE FRANCE**

**Free Practice Nr. 1**

**Top Speed & Average**

**4**



<i>Rider</i>	<i>Nation</i>	<i>Motorcycle</i>	<i>Top 5 speeds</i>					<i>Average</i>	<i>Top</i>
23 <b>Enea BASTIANINI</b>	ITA	DUCATI	318.5	317.5	316.5	315.5	315.5	316.7	<b>318.5</b>
31 <b>Pedro ACOSTA</b>	SPA	KTM	318.5	317.5	316.5	316.5	316.5	317.1	<b>318.5</b>
20 <b>Fabio QUARTARARO</b>	FRA	YAMAHA	317.5	316.5	315.5	315.5	315.5	316.1	<b>317.5</b>
43 <b>Jack MILLER</b>	AUS	KTM	317.5	316.5	316.5	316.5	316.5	316.7	<b>317.5</b>
89 <b>Jorge MARTIN</b>	SPA	DUCATI	317.5	315.5	313.5	313.5	312.6	313.5	<b>317.5</b>
33 <b>Brad BINDER</b>	RSA	KTM	316.5	314.5	314.5	313.5	313.5	314.5	<b>316.5</b>
42 <b>Alex RINS</b>	SPA	YAMAHA	316.5	314.5	313.5	313.5	313.5	314.3	<b>316.5</b>
72 <b>Marco BEZZECCHI</b>	ITA	DUCATI	316.5	316.5	315.5	314.5	314.5	315.3	<b>316.5</b>
1 <b>Francesco BAGNAIA</b>	ITA	DUCATI	315.5	315.5	314.5	314.5	314.5	314.9	<b>315.5</b>
49 <b>Fabio DI GIANNANTONIO</b>	ITA	DUCATI	314.5	314.5	313.5	313.5	312.6	313.4	<b>314.5</b>
10 <b>Luca MARINI</b>	ITA	HONDA	313.5	310.6	310.6	310.6	309.6	310.4	<b>313.5</b>
12 <b>Maverick VIÑALES</b>	SPA	APRILIA	313.5	312.6	312.6	311.6	311.6	312.3	<b>313.5</b>
93 <b>Marc MARQUEZ</b>	SPA	DUCATI	313.5	313.5	313.5	313.5	313.5	313.5	<b>313.5</b>
25 <b>Raul FERNANDEZ</b>	SPA	APRILIA	312.6	312.6	312.6	311.6	311.6	312.0	<b>312.6</b>
37 <b>Augusto FERNANDEZ</b>	SPA	KTM	312.6	312.6	311.6	311.6	311.6	312.0	<b>312.6</b>
41 <b>Aleix ESPARGARO</b>	SPA	APRILIA	312.6	312.6	312.6	311.6	311.6	312.1	<b>312.6</b>
21 <b>Franco MORBIDELLI</b>	ITA	DUCATI	311.6	310.6	310.6	309.6	309.6	310.1	<b>311.6</b>
30 <b>Takaaki NAKAGAMI</b>	JPN	HONDA	311.6	311.6	310.6	309.6	309.6	310.3	<b>311.6</b>
73 <b>Alex MARQUEZ</b>	SPA	DUCATI	311.6	311.6	310.6	310.6	310.6	311.0	<b>311.6</b>
88 <b>Miguel OLIVEIRA</b>	POR	APRILIA	311.6	310.6	310.6	310.6	309.6	310.6	<b>311.6</b>
36 <b>Joan MIR</b>	SPA	HONDA	310.6	309.6	309.6	308.7	307.7	308.8	<b>310.6</b>
5 <b>Johann ZARCO</b>	FRA	HONDA	309.6	308.7	308.7	307.7	307.7	308.5	<b>309.6</b>

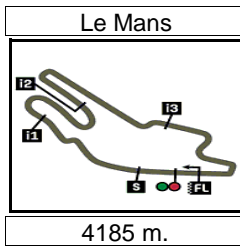
These data/results cannot be reproduced, stored and/or transmitted in whole or in part by any manner of electronic, mechanical, photocopying, recording, broadcasting or otherwise now known or herein after developed without the previous express consent by the copyright owner, except for reproduction in daily press and regular printed publications on sale to the public within 60 days of the event related to those data/results and always provided that copyright symbol appears together as follows below.

© DORNA, 2024

Official MotoGP Timing by TISSOT  
www.motogp.com



**Le Mans, Friday, May 10, 2024**



Results and timing service provided by **TISSOT**

**MotoGP™**

**MICHELIN® GRAND PRIX DE FRANCE**

**Free Practice Nr. 1**

**Chronological Analysis of Performances**

**5**

\* Lap / Sector time cancelled

T1 Time from finish line to 1st intermediate

T3 Time from 2nd intermed. to 3rd intermed.

P Crossing the finish line in pit lane

T2 Time from 1st intermed. to 2nd intermed.

T4 Time from 3rd intermediate to finish line

\*\*Tyre data subject to further updates

Lap	Lap Time	T1	T2	T3	T4	Speed	Lap	Lap Time	T1	T2	T3	T4	Speed
<b>1st</b>	<b>89</b>	<b>Jorge MARTIN</b>		DUCATI		SPA	<b>Run # 2</b>	<b>Front Tyre Slick-Medium</b>		<b>Rear Tyre Slick-Medium</b>			
		Prima Pramac Racing						<b>New Tyre</b>		<b>New Tyre</b>			
		Runs=3 Total laps=20 Full laps=15 Valid laps=12											
<b>Run #</b>	<b>1</b>	<b>Front Tyre</b>	<b>Slick-Soft</b>	<b>Rear Tyre</b>	<b>Slick-Medium</b>								
		<b>New Tyre</b>		<b>New Tyre</b>									
1	2'21.398	17.225	23.557	26.649	25.186		11	13'28.771 *	16.305	22.884	26.300	25.541*	
2	<b>1'34.162</b>	21.877	21.525	25.847	24.913	309.6	12	<b>1'33.771</b>	21.305	21.423	25.809	25.234	312.6
3	<b>1'32.922</b>	21.655	21.322	25.434	24.511	311.6	13	<b>1'32.030</b>	21.054	21.248	25.210	24.518	311.6
4	<b>1'32.333</b>	21.235	21.135	25.463	24.500	312.6	14	<b>1'31.883</b>	20.861	21.122	25.303	24.597	313.5
5	<b>1'32.184</b>	21.290	21.085	25.281	24.528	315.5	15	1'31.673 *	<u>20.859</u>	21.122	25.188	24.504*	313.5
6	1'39.885 *	24.721*	22.912	27.270*	24.982	285.7	16	1'37.379 *	22.477*	23.508	26.047	25.347	314.5
7	<b>1'32.257</b>	21.228	21.187	25.352	24.490	313.5	17	<b>1'31.658</b>	20.909	21.195	<u>25.181</u>	<u>24.373</u>	314.5
8	<b>1'32.047</b>	21.077	21.081	25.397	24.492	313.5	18	1'34.214 *	22.658*	21.423	25.517	24.616	315.5
9	1'43.118 P	22.592	23.054	27.023	30.449	312.6	19	<b>1'31.981</b>	21.153	<u>21.095</u>	25.230	24.503	313.5
<b>Run #</b>	<b>2</b>	<b>Front Tyre</b>	<b>Slick-Soft</b>	<b>Rear Tyre</b>	<b>Slick-Medium</b>		20	<b>1'49.553</b>	21.005	36.096	27.066	25.386	317.5
		<b>9 Laps at start</b>		<b>9 Laps at start</b>			21	<b>1'32.264</b>	21.063	21.161	25.244	24.796	313.5
10	7'32.377	17.479	23.197	25.991	24.730								
11	<b>1'32.158</b>	21.281	21.087	25.370	24.420	312.6							
12	1'35.201 *	21.129	22.876	26.114*	25.082	312.6							
13	<b>1'32.019</b>	21.111	21.186	25.358	24.364	312.6							
14	<b>1'31.949</b>	21.065	21.130	25.307	24.447	310.6							
15	1'42.681 P	23.388*	23.528	26.768	28.997	311.6							
<b>Run #</b>	<b>3</b>	<b>Front Tyre</b>	<b>Slick-Medium</b>	<b>Rear Tyre</b>	<b>Slick-Soft</b>								
		<b>New Tyre</b>		<b>New Tyre</b>									
16	9'05.587	17.218	22.932	26.083	24.774								
17	<b>1'31.784</b>	21.274	21.034	25.227	24.249	312.6							
18	<b>1'31.421</b>	21.006	20.940	25.275	<u>24.200</u>	310.6							
19	<b>1'35.437</b>	21.064	22.323	25.673	26.377	<u>317.5</u>							
20	1'32.201 *	<u>21.004</u>	<u>20.866</u>	<u>25.144</u>	25.187*	312.6							
<b>3rd</b>	<b>12</b>	<b>Maverick VIÑALES</b>		APRILIA		SPA	<b>Run # 1</b>	<b>Front Tyre Slick-Medium</b>		<b>Rear Tyre Slick-Medium</b>			
		Aprilia Racing						<b>New Tyre</b>		<b>New Tyre</b>			
		Runs=3 Total laps=20 Full laps=15 Valid laps=15											
<b>Run #</b>	<b>1</b>	<b>Front Tyre</b>	<b>Slick-Medium</b>	<b>Rear Tyre</b>	<b>Slick-Medium</b>								
		<b>New Tyre</b>		<b>New Tyre</b>									
1	2'30.892	15.927	23.181	26.984	25.706		1	2'30.892	15.927	23.181	26.984	25.706	
2	<b>1'34.880</b>	22.032	21.858	25.922	25.068	306.8	2	<b>1'34.880</b>	22.032	21.858	25.922	25.068	306.8
3	<b>1'33.259</b>	21.425	21.353	25.684	24.797	311.6	3	<b>1'33.259</b>	21.425	21.353	25.684	24.797	311.6
4	<b>1'32.631</b>	21.411	21.271	25.341	24.608	311.6	4	<b>1'32.631</b>	21.411	21.271	25.341	24.608	311.6
5	<b>1'32.289</b>	21.216	21.126	25.421	24.526	<u>313.5</u>	5	<b>1'32.289</b>	21.216	21.126	25.421	24.526	<u>313.5</u>
6	<b>1'35.436</b>	21.824	21.546	26.555	25.511	312.6	6	<b>1'35.436</b>	21.824	21.546	26.555	25.511	312.6
7	<b>1'32.629</b>	21.268	21.277	25.502	24.582	309.6	7	<b>1'32.629</b>	21.268	21.277	25.502	24.582	309.6
8	<b>1'34.921</b>	21.191	21.264	26.417	26.049	308.7	8	<b>1'34.921</b>	21.191	21.264	26.417	26.049	308.7
9	1'37.013 P	21.118	21.164	25.404	29.327	308.7	9	1'37.013 P	21.118	21.164	25.404	29.327	308.7
<b>Run #</b>	<b>2</b>	<b>Front Tyre</b>	<b>Slick-Medium</b>	<b>Rear Tyre</b>	<b>Slick-Medium</b>								
		<b>9 Laps at start</b>		<b>9 Laps at start</b>									
10	7'42.952	16.028	22.480	26.418	25.196								
11	<b>1'33.226</b>	21.439	21.441	25.651	24.695	307.7							
12	<b>1'32.745</b>	21.382	21.225	25.426	24.712	310.6							
13	<b>1'32.461</b>	21.139	21.202	25.438	24.682	309.6							
14	<b>1'32.121</b>	21.094	21.197	25.318	24.512	309.6							
15	1'36.441 P	21.109	21.254	25.482	28.596	312.6							
<b>Run #</b>	<b>3</b>	<b>Front Tyre</b>	<b>Slick-Soft</b>	<b>Rear Tyre</b>	<b>Slick-Medium</b>								
		<b>New Tyre</b>		<b>New Tyre</b>									
16	9'09.471	16.049	22.064	26.009	24.769								
17	<b>1'32.000</b>	<u>20.975</u>	21.175	25.316	24.534	311.6							
18	<b>1'32.242</b>	21.172	21.213	25.358	24.499	309.6							
19	<b>1'31.678</b>	21.005	<u>21.087</u>	<u>25.199</u>	<u>24.387</u>	310.6							
20	<b>1'31.782</b>	20.976	21.099	25.263	24.444	310.6							
<b>2nd</b>	<b>31</b>	<b>Pedro ACOSTA</b>		KTM		SPA							
		Red Bull GASGAS Tech3											
		Runs=2 Total laps=21 Full laps=18 Valid laps=13											
<b>Run #</b>	<b>1</b>	<b>Front Tyre</b>	<b>Slick-Soft</b>	<b>Rear Tyre</b>	<b>Slick-Medium</b>								
		<b>New Tyre</b>		<b>New Tyre</b>									
1	2'00.574	16.451	23.287	27.838	26.590								
2	<b>1'35.437</b>	22.308	21.900	25.962	25.267	308.7							
3	<b>1'34.010</b>	21.436	21.584	25.761	25.229	316.5							
4	<b>1'35.803</b>	21.230	21.289	26.756	26.528	316.5							
5	<b>1'32.898</b>	21.364	21.387	25.472	24.675	312.6							
6	1'32.186 *	21.039	21.283	25.250	24.614*	<u>318.5</u>							
7	<b>1'32.237</b>	21.023	21.302	25.340	24.572	316.5							
8	1'40.426 *	23.639*	22.296			313.5							
9	<b>1'33.879</b>	21.159	21.291	25.460	25.969	313.5							
10	1'36.016 P	21.051	21.311	25.325	28.329	310.6							

**Fastest Lap:** Jorge MARTIN Prima Pramac Racing SPA **1'31.421** 21.006 20.940 25.275 24.200

These data/results cannot be reproduced, stored and/or transmitted in whole or in part by any manner of electronic, mechanical, photocopying, recording, broadcasting or otherwise now known or herein after developed without the previous express consent by the copyright owner, except for reproduction in daily press and regular printed publications on sale to the public within 60 days of the event related to those data/results and always provided that copyright symbol appears together as follows below.  
© DORNA, 2024



# Free Practice Nr. 1

# MotoGP

Lap	Lap Time	T1	T2	T3	T4	Speed	Lap	Lap Time	T1	T2	T3	T4	Speed	
<b>4th</b>	<b>23</b>	<b>Enea BASTIANINI</b>				DUCATI	ITA	19	1'34.478 *	21.128	21.140	25.818	26.392*	314.5
		Ducati Lenovo Team						20	1'59.223 P	21.041	40.943	28.107	29.132	311.6
Runs=3 Total laps=19 Full laps=14 Valid laps=11														
Run #	1	Front Tyre	Slick-Soft	Rear Tyre	Slick-Medium									
		New Tyre		New Tyre										
1	2'16.101		16.677	23.197	27.061	25.867								
2	<b>1'34.452</b>		21.699	21.686	26.143	24.924	309.6							
3	<b>1'35.090</b>		21.437	21.478	26.639	25.536	313.5							
4	<b>1'36.750</b>		21.158	21.323	26.932	27.337	317.5							
5	<b>1'32.003</b>		21.033	21.145	25.252	24.573	316.5							
6	1'36.366 *	23.014*	21.755	26.376*	25.221	318.5								
7	<b>1'32.431</b>		20.936	21.232	25.404	24.859	313.5							
8	1'38.148 P	21.444	21.649	26.028	29.027	315.5								
Run #	2	Front Tyre	Slick-Soft	Rear Tyre	Slick-Medium									
		8 Laps at start		8 Laps at start										
9	8'59.066		15.734	22.216	26.072	25.050								
10	<b>1'32.759</b>		21.087	21.199	25.558	24.915	310.6							
11	<b>1'32.002</b>		20.937	21.127	25.325	24.613	312.6							
12	<b>1'31.914</b>		20.965	21.135	25.366	24.448	311.6							
13	<b>1'33.458</b>		21.508	21.716	25.578	24.656	314.5							
14	<b>1'31.837</b>	20.831	21.174	25.193	24.639	314.5								
15	1'43.001 P	26.189*	21.590	25.899	29.323	315.5								
Run #	3	Front Tyre	Slick-Soft	Rear Tyre	Slick-Medium									
		15 Laps at start		15 Laps at start										
16	9'45.236		15.447	22.118	25.851	25.125								
17	1'33.254 *	20.994	21.208	25.934*	25.118	311.6								
18	1'32.312 *	20.937	21.183	25.474	24.718*	312.6								
19	<b>1'31.951</b>	20.895	21.126	25.396	24.534	312.6								
<b>5th</b>	<b>1</b>	<b>Francesco BAGNAIA</b>				DUCATI	ITA							
		Ducati Lenovo Team												
Runs=3 Total laps=20 Full laps=14 Valid laps=12														
Run #	1	Front Tyre	Slick-Soft	Rear Tyre	Slick-Medium									
		New Tyre		New Tyre										
1	2'23.712		16.335	23.368	26.949	25.548								
2	<b>1'34.384</b>		21.981	21.586	25.899	24.918	306.8							
3	<b>1'32.713</b>		21.445	21.298	25.455	24.515	311.6							
4	<b>1'32.579</b>		21.289	21.190	25.480	24.620	313.5							
5	<b>1'35.546</b>		21.150	22.419	27.227	24.750	315.5							
6	<b>1'32.071</b>		21.152	21.132	25.287	24.500	312.6							
7	1'48.294 P	24.864*	25.793	30.003	27.634	315.5								
Run #	2	Front Tyre	Slick-Soft	Rear Tyre	Slick-Medium									
		7 Laps at start		7 Laps at start										
8	8'57.468		15.831	22.401	26.238	25.372								
9	<b>1'32.658</b>		21.416	21.257	25.354	24.631	309.6							
10	<b>1'36.652</b>		21.201	21.068	27.464	26.919	311.6							
11	<b>1'32.323</b>		21.233	21.079	25.433	24.578	311.6							
12	1'42.111 P	22.141*	24.297	26.927	28.746	311.6								
Run #	3	Front Tyre	Slick-Soft	Rear Tyre	Slick-Medium									
		12 Laps at start		12 Laps at start										
13	8'09.842 *	16.093	22.375	27.515	25.525*									
14	<b>1'32.790</b>	21.461	21.160	25.516	24.653	310.6								
15	<b>1'31.852</b>	21.160	21.067	25.151	24.474	312.6								
16	<b>1'33.595</b>	21.127	21.968	25.671	24.829	314.5								
17	1'35.053 *	21.056	21.194	25.328	27.475*	314.5								
18	<b>1'32.401</b>	21.223	21.166	25.519	24.493	311.6								
<b>6th</b>	<b>73</b>	<b>Alex MARQUEZ</b>				DUCATI	SPA							
		Gresini Racing MotoGP												
Runs=3 Total laps=20 Full laps=15 Valid laps=14														
Run #	1	Front Tyre	Slick-Soft	Rear Tyre	Slick-Medium									
		New Tyre		New Tyre										
1	1'50.942	17.025	23.793	27.867	29.536									
2	<b>1'35.852</b>	22.373	21.807	26.287	25.385	303.1								
3	<b>1'33.698</b>	21.557	21.464	25.802	24.875	310.6								
4	<b>1'32.987</b>	21.341	21.344	25.504	24.798	311.6								
5	<b>1'32.861</b>	21.265	21.340	25.545	24.711	310.6								
6	<b>1'32.519</b>	21.169	21.197	25.458	24.695	311.6								
7	<b>1'33.719</b>	21.199	21.273	26.377	24.870	310.6								
8	1'35.462 P	21.177	21.263	25.459	27.563	309.6								
Run #	2	Front Tyre	Slick-Soft	Rear Tyre	Slick-Medium									
		8 Laps at start		8 Laps at start										
9	10'20.418	17.362	22.508	26.520	25.747									
10	<b>1'32.705</b>	21.249	21.307	25.535	24.614	308.7								
11	<b>1'34.484</b>	21.741	22.395	25.565	24.783	307.7								
12	<b>1'32.404</b>	21.144	21.263	25.357	24.640	309.6								
13	<b>1'32.501</b>	21.127	21.248	25.422	24.704	309.6								
14	<b>1'32.243</b>	21.107	21.189	25.283	24.664	309.6								
15	<b>1'32.189</b>	21.046	21.161	25.358	24.624	308.7								
16	1'36.972 P	21.777	21.671	25.926	27.598	308.7								
Run #	3	Front Tyre	Slick-Soft	Rear Tyre	Slick-Soft									
		New Tyre		New Tyre										
17	6'31.117	16.138	22.485	26.230	25.396									
18	<b>1'32.546</b>	21.292	21.142	25.391	24.721	309.6								
19	<b>1'31.896</b>	21.074	20.996	25.233	24.593	308.7								
20	1'31.569 *	20.935	20.994	25.094	24.546*	308.7								
<b>7th</b>	<b>41</b>	<b>Aleix ESPARGARO</b>				APRILIA	SPA							
		Aprilia Racing												
Runs=3 Total laps=19 Full laps=14 Valid laps=10														
Run #	1	Front Tyre	Slick-Soft	Rear Tyre	Slick-Medium									
		New Tyre		New Tyre										
1	2'25.904	16.519	23.274	26.951	26.063									
2	<b>1'37.073</b>	23.832	21.945	26.100	25.196	284.1								
3	<b>1'34.334</b>	21.677	21.380	26.447	24.830	307.7								
4	<b>1'33.142</b>	21.547	21.297	25.592	24.706	310.6								
5	1'38.451 *	21.270	21.135	29.790*	26.256	310.6								
6	<b>1'32.664</b>	21.203	21.241	25.508	24.712	312.6								
7	1'42.142 P	20.944	21.102	29.938*	30.158	311.6								
Run #	2	Front Tyre	Slick-Soft	Rear Tyre	Slick-Medium									
		7 Laps at start		7 Laps at start										
8	7'58.459	17.150	22.480	26.695	25.512									
9	1'37.162 *	21.747	21.392			307.7								
10	<b>1'33.276</b>	21.448	21.312	25.572	24.944	308.7								
11	<b>1'32.615</b>	21.162	21.155	25.533	24.765	307.7								
12	1'41.905 P	21.757	23.044	27.206	29.898	308.7								
Run #	3	Front Tyre	Slick-Medium	Rear Tyre	Slick-Medium									
		New Tyre		New Tyre										
13	10'32.107	16.893	22.171	26.205	26.099									
14	<b>1'32.805</b>	21.419	21.209	25.470	24.707	308.7								

**Fastest Lap:** Jorge MARTIN      Prima Pramac Racing      SPA      **1'31.421**      21.006      20.940      25.275      24.200

These data/results cannot be reproduced, stored and/or transmitted in whole or in part by any manner of electronic, mechanical, photocopying, recording, broadcasting or otherwise now known or herein after developed without the previous express consent by the copyright owner, except for reproduction in daily press and regular printed publications on sale to the public within 60 days of the event related to those data/results and always provided that copyright symbol appears together as follows below.  
© DORNA, 2024

Official MotoGP Timing by **TISSOT**  
www.motogp.com



Le Mans, Friday, May 10, 2024

# Free Practice Nr. 1

# MotoGP

Lap	Lap Time	T1	T2	T3	T4	Speed	Lap	Lap Time	T1	T2	T3	T4	Speed			
15	1'33.383	21.146	21.135	25.575	25.527	312.6	13	1'32.340	21.234	21.123	25.445	24.538	310.6			
16	1'32.039	21.007	21.148	25.334	24.550	311.6	14	1'31.995	21.041	21.062	25.375	24.517	312.6			
17	1'31.911	21.015	21.083	25.266	24.547	312.6	15	1'40.798	P 22.615	22.775	26.833	28.575	312.6			
18	1'38.798	* 24.332*	22.300	26.454	25.712*	311.6	<b>Run # 3</b> Front Tyre Slick-Soft Rear Tyre Slick-Medium									
19	1'40.516	* 21.191	22.689			310.6	15 Laps at start 15 Laps at start									
<b>8th 33 Brad BINDER</b> KTM RSA							<b>16</b> 7'24.559 19.199 22.453 26.348 25.586									
Red Bull KTM Factory Racing							<b>17</b> 1'33.118 21.213 21.455 25.739 24.711 311.6									
Runs=3 Total laps=20 Full laps=15 Valid laps=13							<b>18</b> 1'32.305 21.131 21.232 25.287 24.655 311.6									
<b>Run # 1</b>	Front Tyre	Slick-Soft	Rear Tyre	Slick-Medium				<b>Run # 1</b>	Front Tyre	Slick-Soft	Rear Tyre	Slick-Medium				
	**	New Tyre	**	New Tyre						New Tyre		New Tyre				
1	1'59.905	16.548	24.683	28.152	26.222		1	2'01.730	16.178	26.255	29.923	26.214				
2	1'35.263	22.526	21.777	26.023	24.937	292.4	2	1'34.967	21.910	21.936	25.893	25.228	309.6			
3	1'38.988	* 26.062*	21.855	25.745	25.326	309.6	3	1'32.998	21.334	21.257	25.589	24.818	314.5			
4	1'32.890	21.417	21.320	25.323	24.830	306.8	4	1'32.298	21.173	21.162	25.296	24.667	316.5			
5	1'32.613	21.395	21.357	25.379	24.482	314.5	5	1'32.549	21.189	21.193	25.301	24.866	316.5			
6	1'32.434	21.149	21.347	25.349	24.589	312.6	6	1'32.438	21.155	21.200	25.374	24.709	315.5			
7	1'32.214	21.261	21.173	25.251	24.529	313.5	7	1'48.622	P 26.901*	23.329	29.388	29.004	314.5			
8	1'32.344	21.220	21.320	25.365	24.439	309.6	<b>Run # 2</b> Front Tyre Slick-Soft Rear Tyre Slick-Medium									
9	1'41.992	* 28.486*	22.474	25.853	25.179	309.6	7 Laps at start 7 Laps at start									
10	1'33.102	21.139	21.404	25.763	24.796	311.6	8	7'12.755	16.824	22.672	26.511	25.183				
11	1'32.951	21.456	21.336	25.517	24.642	304.9	9	1'33.327	21.466	21.332	25.660	24.869	311.6			
12	1'43.795	P 25.953*	22.007	25.909	29.926	311.6	10	1'32.049	* 21.056	21.166	25.207	24.620*	312.6			
<b>Run # 2</b> Front Tyre missing data Rear Tyre missing data							<b>11</b> 1'33.224 21.140 21.232 25.697 25.155 314.5									
	**	Laps at start	**	Laps at start				12	1'32.147	21.049	21.137	25.438	24.523	313.5		
13	8'28.250	18.832	23.652	29.267	25.588		13	1'31.980	21.084	21.062	25.188	24.646	313.5			
14	1'34.352	21.773	21.785	25.890	24.904	307.7	14	1'44.546	P 25.822*	23.768	26.232	28.724	306.8			
15	1'33.303	21.391	21.427	25.830	24.655	310.6	<b>Run # 3</b> Front Tyre Slick-Soft Rear Tyre Slick-Medium									
16	1'34.963	21.158	21.281	26.351	26.173	310.6	14 Laps at start 14 Laps at start									
17	1'40.819	P 21.274	24.020	26.043	29.482	307.7	15	14'00.360	15.600	22.113	26.995	24.982				
<b>Run # 3</b> Front Tyre missing data Rear Tyre missing data							16	1'33.996	* 21.189	21.161	25.902*	25.744	313.5			
	**	Laps at start	**	Laps at start				17	1'33.488	* 21.000	21.092	25.245	26.151*	311.6		
18	5'23.531	16.179	21.825	25.715	24.658		<b>11th 43 Jack MILLER</b> KTM AUS									
19	1'31.942	21.022	21.358	25.179	24.383	314.5	Red Bull KTM Factory Racing									
20	1'32.634	21.212	21.194	25.354	24.874	316.5	Runs=3 Total laps=20 Full laps=15 Valid laps=14									
	unfinished	20.886	21.247	25.290	313.5		<b>Run # 1</b>	Front Tyre	Slick-Soft	Rear Tyre	Slick-Medium					
<b>9th 93 Marc MARQUEZ</b> DUCATI SPA							<b>1</b> 1'52.521 16.623 23.815 27.983 30.640									
Gresini Racing MotoGP							<b>2</b> 1'36.021 22.483 22.023 26.279 25.236 303.1									
Runs=3 Total laps=21 Full laps=16 Valid laps=13							<b>3</b> 1'33.740 21.807 21.512 25.577 24.844 315.5									
<b>Run # 1</b>	Front Tyre	Slick-Soft	Rear Tyre	Slick-Medium				<b>4</b> 1'33.054 21.402 21.373 25.532 24.747 314.5								
		New Tyre		New Tyre				<b>5</b> 1'32.708 21.267 21.262 25.612 24.567 315.5								
1	1'50.491	17.170	23.332	27.304	26.211		<b>6</b> 1'32.666 21.448 21.234 25.360 24.624 315.5									
2	1'35.114	* 21.946	21.757	26.099	25.312*	309.6	<b>7</b> 1'43.896 P 21.299 21.331 30.724 30.542 316.5									
3	1'33.242	21.491	21.311	25.696	24.744	310.6	<b>Run # 2</b> Front Tyre Slick-Soft Rear Tyre Slick-Medium									
4	1'32.188	21.184	21.221	25.294	24.489	313.5	7 Laps at start 7 Laps at start									
5	1'32.895	21.462	21.331	25.545	24.557	313.5	8	8'34.145	26.964	25.452	27.050	28.655				
6	1'31.971	21.071	21.199	25.255	24.446	313.5	9	1'33.830	21.710	21.531	25.579	25.010	312.6			
7	1'40.804	P 21.077	21.060	28.394	30.273	312.6	10	1'42.274	21.159	21.225	27.135	32.755	314.5			
<b>Run # 2</b> Front Tyre Slick-Soft Rear Tyre Slick-Medium							<b>Run # 1</b> Front Tyre Slick-Soft Rear Tyre Slick-Medium									
		7 Laps at start		7 Laps at start				New Tyre New Tyre								
8	8'40.899	17.274	23.065	27.012	25.830		<b>1</b> 1'52.521 16.623 23.815 27.983 30.640									
9	1'34.051	21.564	21.441	26.002	25.044	310.6	<b>2</b> 1'36.021 22.483 22.023 26.279 25.236 303.1									
10	1'42.439	* 21.135	21.202			311.6	<b>3</b> 1'33.740 21.807 21.512 25.577 24.844 315.5									
11	1'32.769	21.236	21.162	25.468	24.903	310.6	<b>4</b> 1'33.054 21.402 21.373 25.532 24.747 314.5									
12	1'34.616	21.149	21.158	27.103	25.206	313.5	<b>5</b> 1'32.708 21.267 21.262 25.612 24.567 315.5									

**Fastest Lap:** Jorge MARTIN Prima Pramac Racing SPA 1'31.421 21.006 20.940 25.275 24.200

These data/results cannot be reproduced, stored and/or transmitted in whole or in part by any manner of electronic, mechanical, photocopying, recording, broadcasting or otherwise now known or herein after developed without the previous express consent by the copyright owner, except for reproduction in daily press and regular printed publications on sale to the public within 60 days of the event related to those data/results and always provided that copyright symbol appears together as follows below.  
© DORNA, 2024

Official MotoGP Timing by TISSOT  
www.motogp.com



Le Mans, Friday, May 10, 2024



# Free Practice Nr. 1

MotoGP

Lap	Lap Time	T1	T2	T3	T4	Speed	Lap	Lap Time	T1	T2	T3	T4	Speed
11	1'32.681	21.431	21.270	25.287	24.693	315.5	7	1'41.231 P	21.512	21.293	25.870*	32.556	310.6
12	1'32.185	21.124	21.163	25.245	24.653	317.5	<b>Run # 2</b>	<b>Front Tyre Slick-Soft</b>	<b>Rear Tyre Slick-Medium</b>				
13	1'46.893 P	28.592	23.105	26.780	28.416	313.5	7 Laps at start			7 Laps at start			
<b>Run # 3</b>	<b>Front Tyre Slick-Medium</b>	<b>Rear Tyre Slick-Medium</b>	New Tyre		13 Laps at start								
14	8'46.406	25.160	23.787	26.430	25.049		8	6'41.323	15.767	22.337	26.050	25.289	
15	1'39.846	21.435	22.565	29.123	26.723	312.6	9	1'33.684	21.262	21.441	25.940	25.041	309.6
16	1'33.296	21.335	21.255	25.281	25.425	316.5	10	1'33.009	21.286	21.341	25.458	24.924	311.6
17	1'32.513	21.154	21.369	25.401	24.589	316.5	11	1'38.981	21.507	25.116	26.434	25.924	311.6
18	1'32.035	21.083	21.220	25.189	24.543	316.5	12	1'32.680	21.309	21.245	25.413	24.713	312.6
19	1'38.274 *	21.269	24.525	26.548	25.932*	315.5	13	1'34.595	21.343	22.664	25.776	24.812	312.6
20	1'32.538	21.062	21.262	25.491	24.723	313.5	14	1'32.633	21.119	21.294	25.470	24.750	312.6
							15	1'42.567 P	23.286*	23.976	26.694*	28.611	313.5

**12th 21 Franco MORBIDELLI** DUCATI ITA  
Prima Pramac Racing

Runs=3 Total laps=22 Full laps=17 Valid laps=15

Run #	Front Tyre	Slick-Soft	Rear Tyre	Slick-Medium	New Tyre	New Tyre
1	1'51.243	16.986	23.329	27.405	26.424	
2	1'35.857	22.293	21.789	26.508	25.267	300.3
3	1'34.062	21.806	21.428	25.895	24.933	308.7
4	1'33.707	21.585	21.369	25.860	24.893	310.6
5	1'33.726	21.417	21.309	26.065	24.935	309.6
6	1'33.142	21.425	21.211	25.672	24.834	308.7
7	1'32.767	21.206	21.303	25.632	24.626	311.6
8	1'46.367 *	28.171*	25.530	27.735	24.931	309.6
9	1'32.516	21.279	21.150	25.576	24.511	308.7
10	1'43.487 P	23.419*	24.956	26.201	28.911	310.6
<b>Run # 2</b>	<b>Front Tyre Slick-Soft</b>	<b>Rear Tyre Slick-Medium</b>	10 Laps at start		10 Laps at start	
11	7'31.180	16.885	22.420	26.975	25.480	
12	1'33.740	21.619	21.397	25.762	24.962	309.6
13	1'32.712	21.279	21.255	25.661	24.517	308.7
14	1'32.271	21.214	21.132	25.392	24.533	308.7
15	1'32.236	21.178	21.154	25.326	24.578	308.7
16	1'36.999 P	21.192	21.117	25.372	29.318	309.6
<b>Run # 3</b>	<b>Front Tyre Slick-Soft</b>	<b>Rear Tyre Slick-Medium</b>	16 Laps at start		16 Laps at start	
17	6'31.803 *	16.783	22.156	26.112	25.658*	
18	1'32.811	21.439	21.194	25.549	24.629	305.8
19	1'32.070	21.153	21.067	25.255	24.595	307.7
20	1'39.391 *	25.910*	22.830	25.892	24.759	300.3
21	1'33.545	21.018	21.069	25.554	25.904	309.6
22	1'32.345	21.145	21.193	25.442	24.565	307.7

**13th 42 Alex RINS** YAMAHA SPA  
Monster Energy Yamaha MotoGP Team

Runs=3 Total laps=21 Full laps=16 Valid laps=14

Run #	Front Tyre	Slick-Soft	Rear Tyre	Slick-Medium	New Tyre	New Tyre
1	2'07.854	17.095	23.973	27.302	26.080	
2	1'35.592 *	22.210	21.885	26.138	25.359*	313.5
3	1'33.856	21.594	21.447	25.709	25.106	311.6
4	1'33.005	21.307	21.359	25.596	24.743	316.5
5	1'34.015	21.413	21.863	25.799	24.940	313.5
6	1'36.344 *	21.121	21.396	28.738	25.089*	314.5

**14th 25 Raul FERNANDEZ** APRILIA SPA  
Trackhouse Racing

Runs=3 Total laps=20 Full laps=15 Valid laps=14

Run #	Front Tyre	Slick-Medium	Rear Tyre	Slick-Medium	New Tyre	New Tyre
1	2'40.920	16.535	22.845	28.015	25.737	
2	1'35.334	22.086	21.771	26.461	25.016	308.7
3	1'34.450	21.602	21.593	26.417	24.838	310.6
4	1'33.308	21.325	21.431	25.928	24.624	310.6
5	1'33.038	21.313	21.389	25.738	24.598	310.6
6	1'32.769	21.171	21.391	25.583	24.624	312.6
7	1'35.715	21.296	22.791	26.796	24.832	305.8
8	1'38.840 P	21.238	21.360	27.174	29.068	311.6
<b>Run # 2</b>	<b>Front Tyre Slick-Medium</b>	<b>Rear Tyre Slick-Medium</b>	8 Laps at start		8 Laps at start	
9	8'29.021	16.729	22.330	26.777	25.276	
10	1'33.984	21.518	21.526	25.905	25.035	309.6
11	1'32.814	21.318	21.293	25.656	24.547	311.6
12	1'39.377	21.266	21.261	31.960	24.890	308.7
13	1'33.671	21.814	21.447	25.716	24.694	311.6
14	1'33.069	21.278	21.524	25.663	24.604	312.6
15	1'37.717 P	21.698	21.429	26.147	28.443	308.7
<b>Run # 3</b>	<b>Front Tyre Slick-Soft</b>	<b>Rear Tyre Slick-Medium</b>	New Tyre		New Tyre	
16	8'04.331	16.573	22.214	26.302	24.911	
17	1'33.311	21.163	21.407	25.879	24.862	312.6
18	1'32.221	21.167	21.243	25.475	24.336	311.6
19	1'35.620 *	22.837*	21.796	25.881	25.106*	309.6
20	1'32.506	21.164	21.249	25.361	24.732	309.6

**15th 88 Miguel OLIVEIRA** APRILIA POR  
Trackhouse Racing

Runs=3 Total laps=20 Full laps=15 Valid laps=10

Run #	Front Tyre	Slick-Medium	Rear Tyre	Slick-Medium	New Tyre	New Tyre
1	2'10.973	15.888	23.343	27.516	26.222	

**Fastest Lap:** Jorge MARTIN Prima Pramac Racing SPA 1'31.421 21.006 20.940 25.275 24.200

These data/results cannot be reproduced, stored and/or transmitted in whole or in part by any manner of electronic, mechanical, photocopying, recording, broadcasting or otherwise now known or herein after developed without the previous express consent by the copyright owner, except for reproduction in daily press and regular printed publications on sale to the public within 60 days of the event related to those data/results and always provided that copyright symbol appears together as follows below.  
© DORNA, 2024



# Free Practice Nr. 1

MotoGP

Lap	Lap Time	T1	T2	T3	T4	Speed	Lap	Lap Time	T1	T2	T3	T4	Speed
2	1'36.037	22.310	21.882	26.121	25.724	295.9	Run # 1	Front Tyre Slick-Soft	Rear Tyre Slick-Medium				
3	1'37.255	21.724	24.113	26.185	25.233	304.9		New Tyre	New Tyre				
4	1'33.809	21.657	21.499	25.789	24.864	307.7	1	2'06.005	17.562	24.092	28.136	26.424	
5	1'33.272	21.524	21.306	25.723	24.719	307.7	2	1'36.357	22.537	22.017	26.630	25.173	291.5
6	1'42.551 *	25.552*	24.230	27.877	24.892	310.6	3	1'34.841	21.800	21.487	26.432	25.122	307.7
7	1'32.906	21.391	21.229	25.682	24.604	310.6	4	1'33.960	21.792	21.336	25.895	24.937	303.1
8	1'39.998 P	22.457	22.548	26.316*	28.677	308.7	5	1'33.355	21.594	21.277	25.738	24.746	312.6
Run # 2	Front Tyre Slick-Medium	Rear Tyre Slick-Medium					6	1'33.174	21.429	21.265	25.748	24.732	312.6
	8 Laps at start	8 Laps at start					7	1'38.176	21.469	22.910	28.205	25.592	310.6
9	8'40.868	16.575	22.238	26.194	25.201		8	1'33.013	21.413	21.325	25.632	24.643	308.7
10	1'38.022 *	21.833	21.475			306.8	9	1'37.371	23.389	22.689	26.337	24.956	298.5
11	1'33.336	21.754	21.346	25.650	24.586	307.7	10	1'32.972	21.444	21.256	25.702	24.570	307.7
12	1'36.847 *	24.097*	22.218	25.804	24.728	308.7	11	1'32.899	21.293	21.185	25.613	24.808	309.6
13	1'32.823	21.374	21.224	25.567	24.658	307.7	12	1'39.356 P	23.190	21.881	25.923	28.362	304.0
14	1'34.954	21.377	21.254	25.405	26.918	310.6	Run # 2	Front Tyre Slick-Soft	Rear Tyre Slick-Medium				
15	1'42.386 P	25.343*	21.787	26.502	28.754	302.1		12 Laps at start	12 Laps at start				
Run # 3	Front Tyre Slick-Soft	Rear Tyre Slick-Medium					13	11'42.910	16.357	22.864	29.323	25.400	
	New Tyre	New Tyre					14	1'34.686	21.680	22.390	25.851	24.765	309.6
16	8'14.500	15.839	21.958	26.008	25.051		15	1'32.898	21.329	21.318	25.647	24.604	309.6
17	1'32.615	21.341	21.230	25.492	24.552	307.7	16	1'32.791	21.316	21.223	25.669	24.583	309.6
18	1'32.417 *	21.253	21.057	25.449	24.658*	309.6	17	1'32.614	21.292	21.262	25.536	24.524	311.6
19	1'32.541 *	21.174	21.014	25.413	24.940*	311.6	18	1'35.167	23.190	21.491	25.674	24.812	308.7
20	1'32.286	21.204	21.135	25.426	24.521	307.7	19	1'33.063	21.386	21.357	25.552	24.768	310.6
							20	1'32.433	21.308	21.207	25.375	24.543	311.6
							21	1'32.601	21.165	21.228	25.469	24.739	311.6
							22	1'40.188 *	22.729	23.439	27.994	26.026*	309.6
<b>16th</b>	<b>5</b>	<b>Johann ZARCO</b>			HONDA	FRA							
		CASTROL Honda LCR											
		Runs=3	Total laps=19	Full laps=14	Valid laps=13								
Run # 1	Front Tyre Slick-Soft	Rear Tyre Slick-Medium											
	New Tyre	New Tyre											
1	2'03.397	16.102	23.352	27.156	25.960								
2	1'34.881	22.090	21.572	26.100	25.119	297.6							
3	1'34.933 *	21.879	21.484	26.075*	25.495	309.6							
4	1'33.755	21.652	21.238	25.845	25.020	306.8							
5	1'36.844 P	21.643	21.398	25.560	28.243	306.8							
Run # 2	Front Tyre Slick-Soft	Rear Tyre Slick-Medium											
	5 Laps at start	5 Laps at start											
6	8'18.092	15.746	22.332	26.634	25.338								
7	1'34.221	21.858	21.481	25.848	25.034	304.0							
8	1'32.985	21.417	21.299	25.430	24.839	306.8							
9	1'33.148	21.467	21.269	25.510	24.902	305.8							
10	1'32.960	21.505	21.184	25.444	24.827	305.8							
11	1'37.530	21.386	21.221	28.762	26.161	306.8							
12	1'33.104	21.405	21.230	25.602	24.867	303.1							
13	1'32.821	21.398	21.167	25.474	24.782	303.1							
14	1'42.852 P	21.675	21.785			307.7							
Run # 3	Front Tyre Slick-Medium	Rear Tyre Slick-Medium											
	New Tyre	New Tyre											
15	10'11.254	15.899	27.105	28.077	25.561								
16	1'33.333	21.633	21.229	25.608	24.863	307.7							
17	1'32.425	21.373	21.086	25.313	24.653	305.8							
18	1'33.289	21.285	21.183	25.976	24.845	308.7							
19	1'32.403	21.239	21.029	25.439	24.696	308.7							
<b>17th</b>	<b>37</b>	<b>Augusto FERNANDEZ</b>			KTM	SPA							
		Red Bull GASGAS Tech3											
		Runs=2	Total laps=22	Full laps=19	Valid laps=18								
Run # 1	Front Tyre Slick-Soft	Rear Tyre Slick-Medium											
	New Tyre	New Tyre											
12	5'10.669	14.618	22.093	26.042	25.129								
13	1'33.084	21.340	21.311	25.595	24.838	310.6							
14	1'32.546	21.229	21.221	25.489	24.607	312.6							
15	1'35.913 P	21.237	21.238	25.341	28.097	311.6							
Run # 4	Front Tyre Slick-Soft	Rear Tyre Slick-Medium											
	15 Laps at start	15 Laps at start											
16	4'43.388	14.409	21.957	26.088	25.039								
17	1'32.389 *	21.211	21.144	25.256	24.778*	311.6							

**Fastest Lap:** Jorge MARTIN Prima Pramac Racing SPA 1'31.421 21.006 20.940 25.275 24.200

These data/results cannot be reproduced, stored and/or transmitted in whole or in part by any manner of electronic, mechanical, photocopying, recording, broadcasting or otherwise now known or herein after developed without the previous express consent by the copyright owner, except for reproduction in daily press and regular printed publications on sale to the public within 60 days of the event related to those data/results and always provided that copyright symbol appears together as follows below.  
© DORNA, 2024

Official MotoGP Timing by TISSOT  
www.motogp.com



Le Mans, Friday, May 10, 2024

## Free Practice Nr. 1

MotoGP

Lap	Lap Time	T1	T2	T3	T4	Speed	Lap	Lap Time	T1	T2	T3	T4	Speed			
<b>19th</b>	<b>30</b>	<b>Takaaki NAKAGAMI</b>				HONDA	JPN	17	1'40.441 *	23.402*	23.026	26.217	27.796	310.6		
		IDEMITSU Honda LCR						18	1'36.800 *	21.232	21.257	25.702*	28.609	313.5		
		Runs=3		Total laps=21		Full laps=16		Valid laps=14		19	<b>2'12.495</b>	<b>21.124</b>	49.898	35.449	26.024	<b>317.5</b>
		<b>Run #</b>	<b>1</b>	<b>Front Tyre Slick-Soft</b>		<b>Rear Tyre Slick-Medium</b>			20	<b>1'34.150</b>	21.542	21.592	26.076	24.940	310.6	
				<b>New Tyre</b>		<b>New Tyre</b>			21	1'32.911 *	21.182	21.238	25.676	24.815*	311.6	
		1	2'10.754	16.982	24.494	28.464	26.330									
		2	<b>1'36.766</b>	22.785	22.231	26.524	25.226	303.1								
3	<b>1'37.030</b>	21.759	23.114	27.015	25.142	309.6										
4	<b>1'33.958</b>	21.583	21.709	25.892	24.774	309.6										
5	<b>1'33.294</b>	21.512	21.402	25.736	24.644	<b>311.6</b>										
6	<b>1'32.913</b>	21.348	21.369	25.606	<b>24.590</b>	311.6										
7	1'41.892 P	22.979	22.456	26.589	29.868	306.8										
<b>Run #</b>	<b>2</b>	<b>Front Tyre Slick-Soft</b>		<b>Rear Tyre Slick-Medium</b>												
		<b>7 Laps at start</b>		<b>7 Laps at start</b>												
8	6'52.626	16.381	23.391	27.562	26.170											
9	1'36.917 *	23.127	22.268	26.329	25.193*	302.1										
10	<b>1'33.895</b>	21.680	21.477	25.885	24.853	304.9										
11	<b>1'33.607</b>	21.457	21.332	25.642	25.176	304.9										
12	1'40.406 P	22.261	21.965	26.005	30.175	303.1										
<b>Run #</b>	<b>3</b>	<b>Front Tyre Slick-Soft</b>		<b>Rear Tyre Slick-Medium</b>												
		<b>12 Laps at start</b>		<b>12 Laps at start</b>												
13	8'07.838 *	15.869	22.814	26.565	25.780*											
14	<b>1'34.116</b>	21.781	21.622	25.672	25.041	305.8										
15	<b>1'33.020</b>	21.429	21.327	25.505	24.759	306.8										
16	1'39.840 *	21.346	21.261			305.8										
17	<b>1'34.495</b>	21.956	21.841	25.853	24.845	307.7										
18	<b>1'33.055</b>	21.353	21.302	25.548	24.852	309.6										
19	<b>1'32.672</b>	21.371	21.261	25.419	24.621	309.6										
20	<b>1'33.360</b>	<b>21.219</b>	21.268	25.568	25.305	310.6										
21	<b>1'32.585</b>	21.221	<b>21.250</b>	<b>25.416</b>	24.698	308.7										
<b>20th</b>	<b>20</b>	<b>Fabio QUARTARARO</b>				YAMAHA	FRA									
		Monster Energy Yamaha MotoGP Team														
		Runs=3		Total laps=21		Full laps=16		Valid laps=12								
		<b>Run #</b>	<b>1</b>	<b>Front Tyre Slick-Soft</b>		<b>Rear Tyre Slick-Medium</b>										
				<b>New Tyre</b>		<b>New Tyre</b>										
		1	2'03.607	15.872	23.389	26.910	25.696									
		2	<b>1'34.803</b>	22.110	21.784	25.817	25.092	305.8								
3	<b>1'33.627</b>	21.533	21.558	25.673	24.863	311.6										
4	<b>1'32.851</b>	21.428	21.298	25.472	24.653	315.5										
5	<b>1'32.698</b>	21.371	21.270	<b>25.432</b>	<b>24.625</b>	316.5										
6	1'36.855 *	21.171	21.184			315.5										
7	<b>1'35.869</b>	21.276	21.227	28.383	24.983	314.5										
8	1'37.256 P	21.330	22.232	25.715	27.979	311.6										
<b>Run #</b>	<b>2</b>	<b>Front Tyre Slick-Soft</b>		<b>Rear Tyre Slick-Medium</b>												
		<b>8 Laps at start</b>		<b>New Tyre</b>												
9	7'49.408	16.224	22.574	26.210	25.723											
10	<b>1'33.396</b>	21.559	21.358	25.653	24.826	312.6										
11	<b>1'35.828</b>	21.331	<b>21.176</b>	25.611	27.710	315.5										
12	1'37.821 P	21.343	21.437	27.816	27.225	314.5										
<b>Run #</b>	<b>3</b>	<b>Front Tyre Slick-Soft</b>		<b>Rear Tyre Slick-Medium</b>												
		<b>12 Laps at start</b>		<b>8 Laps at start</b>												
13	6'25.362	15.621	22.254	26.143	25.252											
14	<b>1'33.739</b>	21.487	21.416	25.901	24.935	309.6										
15	<b>1'33.096</b>	21.352	21.276	25.572	24.896	310.6										
16	<b>1'32.995</b>	21.247	21.284	25.512	24.952	310.6										
<b>21st</b>	<b>36</b>	<b>Joan MIR</b>				HONDA	SPA									
		Repsol Honda Team														
		Runs=3		Total laps=19		Full laps=14		Valid laps=13								
		<b>Run #</b>	<b>1</b>	<b>Front Tyre Slick-Soft</b>		<b>Rear Tyre Slick-Medium</b>										
				<b>New Tyre</b>		<b>New Tyre</b>										
		1	2'00.757	16.579	23.245	27.379	26.370									
		2	<b>1'35.850</b>	22.377	21.980	26.067	25.426	301.2								
3	<b>1'34.268</b>	21.792	21.541	25.867	25.068	309.6										
4	<b>1'33.565</b>	21.629	21.416	25.637	24.883	307.7										
5	<b>1'41.582</b>	24.429	25.526	26.343	25.284	296.7										
6	<b>1'33.640</b>	21.509	21.451	25.716	24.964	308.7										
7	1'49.723 P	26.346*	23.413	28.443	31.521	280.1										
<b>Run #</b>	<b>2</b>	<b>Front Tyre Slick-Soft</b>		<b>Rear Tyre Slick-Medium</b>												
		<b>7 Laps at start</b>		<b>7 Laps at start</b>												
8	7'33.668	17.081	22.522	26.616	25.126											
9	<b>1'34.412</b>	21.860	21.556	25.896	25.100	304.0										
10	<b>1'33.579</b>	21.573	21.404	25.630	24.972	<b>310.6</b>										
11	<b>1'33.294</b>	21.448	<b>21.276</b>	25.616	24.954	309.6										
12	<b>1'33.080</b>	21.349	21.343	25.624	<b>24.764</b>	304.9										
13	1'46.436 P	26.712	22.448	26.381	30.895	289.8										
<b>Run #</b>	<b>3</b>	<b>Front Tyre Slick-Soft</b>		<b>Rear Tyre Slick-Medium</b>												
		<b>13 Laps at start</b>		<b>13 Laps at start</b>												
14	9'52.826	15.007	22.464	26.296	25.353											
15	<b>1'34.031</b>	21.646	21.507	25.856	25.022	306.8										
16	<b>1'33.574</b>	21.503	21.472	25.712	24.887	304.9										
17	<b>1'33.482</b>	21.399	21.621	25.596	24.866	307.7										
18	<b>1'33.008</b>	<b>21.285</b>	21.325	<b>25.566</b>	24.832	307.7										
19	1'35.116 *	22.061*	22.027	25.965	25.063*	288.2										
<b>22nd</b>	<b>10</b>	<b>Luca MARINI</b>				HONDA	ITA									
		Repsol Honda Team														
		Runs=2		Total laps=23		Full laps=20		Valid laps=17								
		<b>Run #</b>	<b>1</b>	<b>Front Tyre Slick-Soft</b>		<b>Rear Tyre Slick-Medium</b>										
				<b>New Tyre</b>		<b>New Tyre</b>										
		1	1'52.636	15.733	23.111	27.252	26.499									
		2	<b>1'36.343</b>	22.712	22.115	26.255	25.261	297.6								
3	<b>1'34.830</b>	21.983	21.750	26.012	25.085	310.6										
4	<b>1'35.202</b>	21.869	21.618	26.477	25.238	310.6										
5	<b>1'36.512</b>	21.846	23.664	25.951	25.051	310.6										
6	<b>1'33.742</b>	21.580	21.518	25.727	24.917	309.6										
7	1'44.410 *	25.185*	23.124	29.293	26.808	307.7										
8	<b>1'36.439</b>	21.961	22.975	26.437	25.066	306.8										
9	<b>1'34.359</b>	21.765	21.588	25.820	25.186	308.7										
10	<b>1'33.660</b>	21.520	21.527	25.652	24.961	309.6										
11	<b>1'33.828</b>	21.625	21.537	25.639	25.027	306.8										
12	1'47.090 P	23.741*	23.945			309.6										
<b>Run #</b>	<b>2</b>	<b>Front Tyre Slick-Soft</b>		<b>Rear Tyre Slick-Medium</b>												
		<b>12 Laps at start</b>		<b>12 Laps at start</b>												
13	10'03.992	19.406	22.794	26.731	25.458											
14	<b>1'34.414</b>	21.728	21.680	25.855	25.151	307.7										

**Fastest Lap:** Jorge MARTIN      Prima Pramac Racing      SPA      **1'31.421**      21.006      20.940      25.275      24.200

These data/results cannot be reproduced, stored and/or transmitted in whole or in part by any manner of electronic, mechanical, photocopying, recording, broadcasting or otherwise now known or herein after developed without the previous express consent by the copyright owner, except for reproduction in daily press and regular printed publications on sale to the public within 60 days of the event related to those data/results and always provided that copyright symbol appears together as follows below.  
© DORNA, 2024



# Free Practice Nr. 1

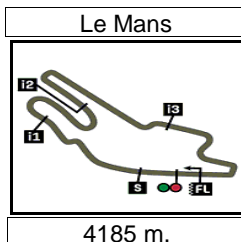
MotoGP

Lap	Lap Time	T1	T2	T3	T4	Speed	Lap	Lap Time	T1	T2	T3	T4	Speed
15	<b>1'34.159</b>	21.592	21.453	26.119	24.995	307.7							
16	<b>1'33.691</b>	21.503	21.478	25.731	24.979	307.7							
17	<b>1'33.576</b>	21.547	21.416	25.710	24.903	308.7							
18	1'39.094 *	24.175*	23.097	26.720	25.102	304.0							
19	<b>1'33.795</b>	21.497	21.546	25.833	24.919	307.7							
20	1'38.089 *	23.147*	23.659	26.240	25.043	309.6							
21	<b>1'33.549</b>	21.485	21.465	25.730	24.869	309.6							
22	<b>1'33.508</b>	21.399	21.446	25.708	24.955	308.7							
23	<b>1'33.350</b>	21.401	21.361	25.486	25.102	313.5							

**Fastest Lap:** Jorge MARTIN      Prima Pramac Racing   SPA      **1'31.421**      21.006      20.940      25.275      24.200

These data/results cannot be reproduced, stored and/or transmitted in whole or in part by any manner of electronic, mechanical, photocopying, recording, broadcasting or otherwise now known or herein after developed without the previous express consent by the copyright owner, except for reproduction in daily press and regular printed publications on sale to the public within 60 days of the event related to those data/results and always provided that copyright symbol appears together as follows below.  
© DORNA, 2024





Results and timing service provided by **TISSOT**

# MICHELIN® GRAND PRIX DE FRANCE

## Free Practice Nr. 1

### Best Partial Times

# MotoGP™

*IT* Ideal Lap Time, sum of the best partial times

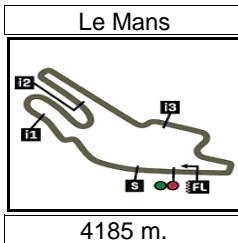
*BT* Best Lap Time

<i>T1</i>		<i>T2</i>		<i>T3</i>		<i>T4</i>				<i>IT</i>	<i>BT</i>	
Pos	Rider	Time	Rider	Time	Rider	Time	Rider	Time	Pos	Rider		
1	E.BASTIANINI	20.831	J.MARTIN	20.866	A.MARQUEZ	25.094	J.MARTIN	24.200	1	J.MARTIN	1'31.214	1'31.421 (1)
2	P.ACOSTA	20.859	A.MARQUEZ	20.994	J.MARTIN	25.144	R.FERNANDEZ	24.336	2	P.ACOSTA	1'31.508	1'31.658 (2)
3	B.BINDER	20.886	M.OLIVEIRA	21.014	F.BAGNAIA	25.151	P.ACOSTA	24.373	3	E.BASTIANINI	1'31.598	1'31.837 (4)
4	A.MARQUEZ	20.935	J.ZARCO	21.029	B.BINDER	25.179	B.BINDER	24.383	4	A.MARQUEZ	1'31.616	1'31.896 (6)
5	A.ESPARGARO	20.944	M.MARQUEZ	21.060	P.ACOSTA	25.181	M.VIÑALES	24.387	5	B.BINDER	1'31.621	1'31.942 (8)
6	M.VIÑALES	20.975	M.BEZZECCHI	21.062	M.BEZZECCHI	25.188	M.MARQUEZ	24.446	6	M.VIÑALES	1'31.648	1'31.678 (3)
7	M.BEZZECCHI	21.000	F.BAGNAIA	21.067	J.MILLER	25.189	E.BASTIANINI	24.448	7	F.BAGNAIA	1'31.733	1'31.852 (5)
8	J.MARTIN	21.004	F.MORBIDELLI	21.067	E.BASTIANINI	25.193	F.BAGNAIA	24.474	8	M.BEZZECCHI	1'31.773	1'31.980 (10)
9	F.MORBIDELLI	21.018	A.ESPARGARO	21.083	M.VIÑALES	25.199	F.MORBIDELLI	24.511	9	M.MARQUEZ	1'31.802	1'31.971 (9)
10	A.RINS	21.038	M.VIÑALES	21.087	A.RINS	25.240	M.OLIVEIRA	24.521	10	A.ESPARGAR	1'31.840	1'31.911 (7)
11	F.BAGNAIA	21.041	P.ACOSTA	21.095	F.MORBIDELLI	25.255	M.BEZZECCHI	24.523	11	F.MORBIDELLI	1'31.851	1'32.070 (12)
12	M.MARQUEZ	21.041	E.BASTIANINI	21.126	M.MARQUEZ	25.255	A.FERNANDEZ	24.524	12	J.MILLER	1'31.957	1'32.035 (11)
13	J.MILLER	21.062	F.DI GIANNANTO	21.144	F.DI GIANNANTO	25.256	J.MILLER	24.543	13	A.RINS	1'31.994	1'32.112 (13)
14	F.DI GIANNANTO	21.083	A.RINS	21.145	A.ESPARGARO	25.266	A.ESPARGARO	24.547	14	F.DI GIANNAN	1'32.090	1'32.546 (18)
15	F.QUARTARARO	21.124	J.MILLER	21.163	J.ZARCO	25.313	A.RINS	24.571	15	R.FERNANDEZ	1'32.103	1'32.221 (14)
16	R.FERNANDEZ	21.163	B.BINDER	21.173	R.FERNANDEZ	25.361	T.NAKAGAMI	24.590	16	M.OLIVEIRA	1'32.114	1'32.286 (15)
17	A.FERNANDEZ	21.165	F.QUARTARARO	21.176	A.FERNANDEZ	25.375	A.MARQUEZ	24.593	17	J.ZARCO	1'32.234	1'32.403 (16)
18	M.OLIVEIRA	21.174	A.FERNANDEZ	21.185	M.OLIVEIRA	25.405	F.DI GIANNANTO	24.607	18	A.FERNANDEZ	1'32.249	1'32.433 (17)
19	T.NAKAGAMI	21.219	R.FERNANDEZ	21.243	T.NAKAGAMI	25.416	F.QUARTARARO	24.625	19	F.QUARTARAR	1'32.357	1'32.698 (20)
20	J.ZARCO	21.239	T.NAKAGAMI	21.250	F.QUARTARARO	25.432	J.ZARCO	24.653	20	T.NAKAGAMI	1'32.475	1'32.585 (19)
21	J.MIR	21.285	J.MIR	21.276	L.MARINI	25.486	J.MIR	24.764	21	J.MIR	1'32.891	1'33.008 (21)
22	L.MARINI	21.399	L.MARINI	21.361	J.MIR	25.566	L.MARINI	24.869	22	L.MARINI	1'33.115	1'33.350 (22)

These data/results cannot be reproduced, stored and/or transmitted in whole or in part by any manner of electronic, mechanical, photocopying, recording, broadcasting or otherwise now known or herein after developed without the previous express consent by the copyright owner, except for reproduction in daily press and regular printed publications on sale to the public within 60 days of the event related to those data/results and always provided that copyright symbol appears together as follows below.  
© DORNA, 2024

Official MotoGP Timing by **TISSOT**  
www.motogp.com






Results and timing service provided by **TISSOT**

**MotoGP™**

**MICHELIN® GRAND PRIX DE FRANCE**

**Free Practice Nr. 1**

**Fastest Laps Sequence**

<i>Practice Time</i>	 <i>Rider</i>	<i>Nation</i>	<i>Motorcycle</i>	<i>Time</i>	<i>Km/h</i>	<i>Rider's Lap</i>
<b>3'26.794</b>	<b>73 Alex MARQUEZ</b>	SPA	DUCATI	<b>1'35.852</b>	157.1	2
<b>3'35.168</b>	<b>33 Brad BINDER</b>	RSA	KTM	<b>1'35.263</b>	158.1	2
<b>3'36.697</b>	<b>72 Marco BEZZECCHI</b>	ITA	DUCATI	<b>1'34.967</b>	158.6	2
<b>3'38.278</b>	<b>5 Johann ZARCO</b>	FRA	HONDA	<b>1'34.881</b>	158.7	2
<b>3'38.410</b>	<b>20 Fabio QUARTARARO</b>	FRA	YAMAHA	<b>1'34.803</b>	158.9	2
<b>3'50.553</b>	<b>23 Enea BASTIANINI</b>	ITA	DUCATI	<b>1'34.452</b>	159.5	2
<b>3'55.560</b>	<b>89 Jorge MARTIN</b>	SPA	DUCATI	<b>1'34.162</b>	160.0	2
<b>4'58.847</b>	<b>93 Marc MARQUEZ</b>	SPA	DUCATI	<b>1'33.242</b>	161.5	3
<b>5'09.695</b>	<b>72 Marco BEZZECCHI</b>	ITA	DUCATI	<b>1'32.998</b>	162.0	3
<b>5'28.482</b>	<b>89 Jorge MARTIN</b>	SPA	DUCATI	<b>1'32.922</b>	162.1	3
<b>5'30.809</b>	<b>1 Francesco BAGNAIA</b>	ITA	DUCATI	<b>1'32.713</b>	162.5	3
<b>6'31.035</b>	<b>93 Marc MARQUEZ</b>	SPA	DUCATI	<b>1'32.188</b>	163.4	4
<b>8'32.999</b>	<b>89 Jorge MARTIN</b>	SPA	DUCATI	<b>1'32.184</b>	163.4	5
<b>8'34.396</b>	<b>23 Enea BASTIANINI</b>	ITA	DUCATI	<b>1'32.003</b>	163.7	5
<b>9'35.901</b>	<b>93 Marc MARQUEZ</b>	SPA	DUCATI	<b>1'31.971</b>	163.8	6
<b>26'57.082</b>	<b>23 Enea BASTIANINI</b>	ITA	DUCATI	<b>1'31.914</b>	163.9	12
<b>30'02.377</b>	<b>23 Enea BASTIANINI</b>	ITA	DUCATI	<b>1'31.837</b>	164.0	14
<b>39'00.631</b>	<b>31 Pedro ACOSTA</b>	SPA	KTM	<b>1'31.658</b>	164.3	17
<b>42'35.483</b>	<b>89 Jorge MARTIN</b>	SPA	DUCATI	<b>1'31.421</b>	164.7	18

These data/results cannot be reproduced, stored and/or transmitted in whole or in part by any manner of electronic, mechanical, photocopying, recording, broadcasting or otherwise now known or herein after developed without the previous express consent by the copyright owner, except for reproduction in daily press and regular printed publications on sale to the public within 60 days of the event related to those data/results and always provided that copyright symbol appears together as follows below.  
© DORNA, 2024

Official MotoGP Timing by **TISSOT**  
www.motogp.com



**Le Mans, Friday, May 10, 2024**