


4657 m.

## GRAN PREMI MONSTER ENERGY DE CATALUNYA

## Practice Nr. 1

## Classification

6

	Rider	Nation	Team	Motorcycle	Time	Lap	Total	Gap	Top Speed
1	80 David ALONSO	COL	CFMOTO Gaviota Aspar Team	CFMOTO	<b>1'46.897</b>	15	17		<b>243.2</b>
2	99 Jose Antonio RUEDA	SPA	Red Bull KTM Ajo	KTM	<b>1'47.055</b>	10	15	0.158 0.158	<b>246.0</b>
3	96 Daniel HOLGADO	SPA	Red Bull GASGAS Tech3	GASGAS	<b>1'47.136</b>	11	17	0.239 0.081	<b>246.0</b>
4	95 Collin VEIJER	NED	Liqui Moly Husqvarna Intact GP	HUSQVARNA	<b>1'47.152</b>	13	16	0.255 0.016	<b>242.6</b>
5	48 Ivan ORTOLA	SPA	MT Helmets - MSI	KTM	<b>1'47.238</b>	12	17	0.341 0.086	<b>246.0</b>
6	7 Filippo FARIOLI	ITA	SIC58 Squadra Corse	HONDA	<b>1'47.467</b>	10	16	0.570 0.229	<b>246.0</b>
7	58 Luca LUNETTA	ITA	SIC58 Squadra Corse	HONDA	<b>1'47.472</b>	11	15	0.575 0.005	<b>247.1</b>
8	12 Jacob ROULSTONE	AUS	Red Bull GASGAS Tech3	GASGAS	<b>1'47.536</b>	10	17	0.639 0.064	<b>244.8</b>
9	82 Stefano NEPA	ITA	LEVELUP - MTA	KTM	<b>1'47.635</b>	12	16	0.738 0.099	<b>244.3</b>
10	10 Nicola CARRARO	ITA	LEVELUP - MTA	KTM	<b>1'47.675</b>	12	14	0.778 0.040	<b>244.8</b>
11	72 Taiyo FURUSATO	JPN	Honda Team Asia	HONDA	<b>1'47.718</b>	16	16	0.821 0.043	<b>245.4</b>
12	78 Joel ESTEBAN	SPA	CFMOTO Gaviota Aspar Team	CFMOTO	<b>1'47.788</b>	11	15	0.891 0.070	<b>247.1</b>
13	64 David MUÑOZ	SPA	BOE Motorsports	KTM	<b>1'47.817</b>	13	14	0.920 0.029	<b>246.5</b>
14	66 Joel KELSO	AUS	BOE Motorsports	KTM	<b>1'47.918</b>	10	14	1.021 0.101	<b>245.4</b>
15	54 Riccardo ROSSI	ITA	CIP Green Power	KTM	<b>1'47.919</b>	11	16	1.022 0.001	<b>244.8</b>
16	6 Ryusei YAMANAKA	JPN	MT Helmets - MSI	KTM	<b>1'48.018</b>	12	17	1.121 0.099	<b>246.5</b>
17	19 Scott OGDEN	GBR	MLav Racing	HONDA	<b>1'48.148</b>	9	14	1.251 0.130	<b>243.7</b>
18	24 Tatsuki SUZUKI	JPN	Liqui Moly Husqvarna Intact GP	HUSQVARNA	<b>1'48.209</b>	15	16	1.312 0.061	<b>242.6</b>
19	85 Xabi ZURUTUZA	SPA	Red Bull KTM Ajo	KTM	<b>1'48.345</b>	12	16	1.448 0.136	<b>246.0</b>
20	18 Matteo BERTELLE	ITA	Kopron Rivacold Snipers Team	HONDA	<b>1'48.417</b>	16	16	1.520 0.072	<b>245.4</b>
21	36 Angel PIQUERAS	SPA	Leopard Racing	HONDA	<b>1'48.444</b>	11	16	1.547 0.027	<b>248.2</b>
22	22 David ALMANSA	SPA	Kopron Rivacold Snipers Team	HONDA	<b>1'48.552</b>	12	14	1.655 0.108	<b>246.0</b>
23	55 Noah DETTWILER	SWI	CIP Green Power	KTM	<b>1'48.689</b>	12	17	1.792 0.137	<b>241.0</b>
24	70 Joshua WHATLEY	GBR	MLav Racing	HONDA	<b>1'48.965</b>	14	14	2.068 0.276	<b>241.6</b>
25	5 Tatchakorn BUASRI	THA	Honda Team Asia	HONDA	<b>1'49.112</b>	11	15	2.215 0.147	<b>243.7</b>
26	93 Arbi ADITAMA	INA	Honda Team Asia	HONDA	<b>1'50.661</b>	10	14	3.764 1.549	<b>239.4</b>
<b>Not classified</b>									
	31 Adrian FERNANDEZ	SPA	Leopard Racing	HONDA					

Practice condition: Dry

Air: 21°

Humidity: 50%

Ground: 33°

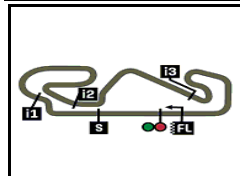
<b>Fastest Lap:</b>	Lap: 15	<b>David ALONSO</b>	<b>1'46.897</b>	156.8 Km/h
<b>Best Race Lap:</b>	2021	<b>Darryn BINDER</b>	<b>1'48.209</b>	154.9 Km/h
<b>All-Time Lap Record:</b>	2024	<b>David ALONSO</b>	<b>1'46.838</b>	156.9 Km/h

The results are provisional until the end of the limit for protest and appeals.

Time limit for protest expires 60' after publication of the results - ..... Time: .....

These data/results cannot be reproduced, stored and/or transmitted in whole or in part by any manner of electronic, mechanical, photocopying, recording, broadcasting or otherwise now known or herein after developed without the previous express consent by the copyright owner, except for reproduction in daily press and regular printed publications on sale to the public within 60 days of the event related to those data/results and always provided that copyright symbol appears together as follows below.

© DORNA, 2024



4657 m.

## GRAN PREMI MONSTER ENERGY DE CATALUNYA

## Practice Nr. 1

## Top Speed &amp; Average

8



Rider	Nation	Motorcycle	Top 5 speeds					Average	Top
36 Angel PIQUERAS	SPA	HONDA	248.2	245.4	245.4	244.8	244.3	245.6	248.2
58 Luca LUNETTA	ITA	HONDA	247.1	246.5	246.5	246.5	246.0	246.4	247.1
78 Joel ESTEBAN	SPA	CFMOTO	247.1	246.0	246.0	244.3	242.1	245.1	247.1
6 Ryusei YAMANAKA	JPN	KTM	246.5	245.4	245.4	244.8	244.8	245.3	246.5
64 David MUÑOZ	SPA	KTM	246.5	244.8	244.8	244.3	243.7	244.8	246.5
7 Filippo FARIOLI	ITA	HONDA	246.0	245.4	245.4	243.7	243.2	244.5	246.0
22 David ALMANSA	SPA	HONDA	246.0	241.0	240.0	240.0	240.0	241.4	246.0
48 Ivan ORTOLA	SPA	KTM	246.0	246.0	246.0	246.0	246.0	246.0	246.0
85 Xabi ZURUTUZA	SPA	KTM	246.0	245.4	244.3	243.7	243.7	244.6	246.0
96 Daniel HOLGADO	SPA	GASGAS	246.0	244.8	244.8	244.3	243.7	244.6	246.0
99 Jose Antonio RUEDA	SPA	KTM	246.0	246.0	244.8	243.2	243.2	244.6	246.0
18 Matteo BERTELLE	ITA	HONDA	245.4	244.8	242.6	242.1	241.6	242.8	245.4
66 Joel KELSO	AUS	KTM	245.4	244.8	243.7	243.7	242.1	243.9	245.4
72 Taiyo FURUSATO	JPN	HONDA	245.4	244.3	243.2	243.2	243.2	243.9	245.4
10 Nicola CARRARO	ITA	KTM	244.8	244.3	243.2	243.2	243.2	243.7	244.8
12 Jacob ROULSTONE	AUS	GASGAS	244.8	241.0	240.5	240.0	238.4	240.9	244.8
54 Riccardo ROSSI	ITA	KTM	244.8	244.8	244.8	244.8	244.8	244.8	244.8
82 Stefano NEPA	ITA	KTM	244.3	244.3	243.7	243.7	243.7	243.9	244.3
5 Tatchakorn BUASRI	THA	HONDA	243.7	242.6	241.0	241.0	241.0	241.7	243.7
19 Scott OGDEN	GBR	HONDA	243.7	243.7	242.1	241.6	241.0	242.4	243.7
80 David ALONSO	COL	CFMOTO	243.2	243.2	242.6	242.6	242.6	242.8	243.2
24 Tatsuki SUZUKI	JPN	HUSQVARNA	242.6	242.1	242.1	242.1	241.6	242.0	242.6
95 Collin VEIJER	NED	HUSQVARNA	242.6	242.1	242.1	241.6	241.6	242.0	242.6
70 Joshua WHATLEY	GBR	HONDA	241.6	240.5	240.5	240.0	240.0	240.4	241.6
55 Noah DETTWILER	SWI	KTM	241.0	241.0	241.0	240.5	240.5	240.7	241.0
93 Arbi ADITAMA	INA	HONDA	239.4	239.4	238.9	238.4	237.3	238.5	239.4

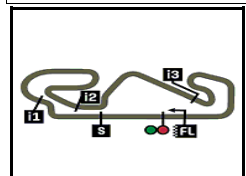
These data/results cannot be reproduced, stored and/or transmitted in whole or in part by any manner of electronic, mechanical, photocopying, recording, broadcasting or otherwise now known or herein after developed without the previous express consent by the copyright owner, except for reproduction in daily press and regular printed publications on sale to the public within 60 days of the event related to those data/results and always provided that copyright symbol appears together as follows below.

© DORNA, 2024

Official MotoGP Timing by TISSOT  
www.motogp.com



Barcelona, Friday, May 24, 2024



4657 m.

## GRAN PREMI MONSTER ENERGY DE CATALUNYA

## Practice Nr. 1

## Chronological Analysis of Performances

9

* Lap / Sector time cancelled		T1 Time from finish line to 1st intermediate				T3 Time from 2nd intermed. to 3rd intermed.								
P Crossing the finish line in pit lane		T2 Time from 1st intermed. to 2nd intermed.				T4 Time from 3rd intermediate to finish line								
Lap	Lap Time	T1	T2	T3	T4	Speed	Lap	Lap Time	T1	T2	T3	T4	Speed	
<b>1st</b>	<b>80</b>	<b>David ALONSO</b> CFMOTO Gaviota As COL				7	<b>1'48.400</b>	19.665	33.289	22.734	32.712	242.6		
		Runs=2	Total laps=17	Full laps=14	Valid laps=10	8	2'03.858 P	19.868	37.886	23.676	42.428	238.9		
1	2'02.349 *	20.809	35.412	23.561	33.554*	166.6	9	6'32.982	19.946	33.853	25.255	33.003	170.8	
2	<b>1'49.850</b>	19.995	33.778	23.057	33.020	240.0	10	<b>1'47.291</b>	19.527	32.988	22.622	<u>32.154</u>	243.2	
3	<b>1'49.046</b>	19.760	33.530	22.915	32.841	241.6	11	<u>1'47.136</u>	<u>19.478</u>	<u>32.840</u>	<u>22.572</u>	32.246	243.7	
4	<b>1'48.487</b>	19.667	33.469	22.794	32.557	242.1	12	<b>1'47.798</b>	19.691	33.014	22.658	32.435	238.4	
5	<b>1'48.207</b>	19.629	33.397	22.705	32.476	242.1	13	<b>1'52.867</b>	19.759	34.125	23.357	35.626	238.4	
6	1'48.453 *	19.633	33.434	22.818*	32.568	241.6	14	1'53.916 *	19.898	36.125	23.464*	34.429	241.0	
7	<b>1'48.211</b>	19.590	33.382	22.758	32.481	241.6	15	<b>1'49.496</b>	19.969	33.669	22.873	32.985	235.8	
8	1'48.015 *	19.564	33.322	22.667	32.462*	240.5	16	<b>1'53.988</b>	19.922	33.632	22.801	37.633	237.8	
9	<b>1'48.432</b>	19.582	33.319	22.951	32.580	240.5	17	<b>1'48.500</b>	19.852	33.241	22.718	32.689	244.8	
10	<b>1'47.894</b>	19.532	33.300	22.655	32.407	241.6								
11	<b>1'47.980</b>	19.518	33.304	22.778	32.380	242.6	<b>4th</b>	<b>95</b>	<b>Collin VEIJER</b> Liqui Moly Husqvarna NED					
12	<b>1'47.578</b>	19.517	33.135	22.599	32.327	242.6			Runs=2	Total laps=16	Full laps=13	Valid laps=10		
13	1'59.888 P	20.37*	35.547	23.128	40.836	242.6	1	3'19.241	20.071	34.532	23.131	33.007	170.3	
14	6'02.084	20.419	33.714	22.540	32.369	156.0	2	<b>1'48.362</b>	19.695	33.292	22.785	32.590	240.5	
15	<u>1'46.897</u>	19.403	<u>32.948</u>	<u>22.449</u>	<u>32.097</u>	242.1	3	<b>1'47.957</b>	19.587	33.273	22.701	32.396	241.6	
16	1'47.106 *	19.394	33.047*	22.483*	32.182*	<u>243.2</u>	4	<b>1'48.195</b>	19.636	33.229	22.853	32.477	242.1	
17	1'47.370 *	<u>19.388</u>	32.976	22.523*	32.483	243.2	5	<b>1'48.273</b>	19.599	33.345	22.818	32.511	<u>242.6</u>	
							6	<b>1'48.895</b>	19.663	33.432	22.968	32.832	241.0	
<b>2nd</b>	<b>99</b>	<b>Jose Antonio RUED</b> Red Bull KTM Ajo SPA				7	<b>1'48.220</b>	19.668	33.180	22.862	32.510	240.5		
		Runs=2	Total laps=15	Full laps=12	Valid laps=8	8	<b>1'48.321</b>	19.725	33.283	22.824	32.489	240.5		
1	2'21.376 *	19.767	35.005	23.046	33.354*	175.0	9	<b>1'48.523</b>	19.622	33.448	22.862	32.591	240.0	
2	1'49.401 *	20.072	33.735	22.852*	32.742	238.9	10	2'01.219 P	20.24*	35.111	24.097	41.770	238.9	
3	1'48.691 *	19.863	33.363	22.787*	32.678	240.5	11	6'37.840	18.837	35.777	23.307	32.895	175.6	
4	<b>1'48.622</b>	19.777	33.342	22.760	32.743	240.5	12	<b>1'47.411</b>	19.650	33.025	<u>22.532</u>	32.204	240.5	
5	1'48.433 *	19.811	33.386	22.745	32.491*	240.0	13	<u>1'47.152</u>	<u>19.510</u>	<u>32.892</u>	22.554	<u>32.196</u>	240.5	
6	<b>1'48.441</b>	19.792	33.306	22.731	32.612	240.5	14	1'48.982 *	19.49*	33.799	22.960	32.727	241.6	
7	<b>1'48.432</b>	19.731	33.323	22.806	32.572	240.0	15	1'48.410 *	19.553	33.372*	22.930*	32.555	242.1	
8	1'58.588 P	19.731	33.938	22.912*	42.007	238.9	16	1'47.648 *	19.537	33.017	22.677*	32.417	240.5	
9	10'39.961 *	18.885	33.300	22.800	32.425*	175.3								
10	<u>1'47.055</u>	19.543	<u>32.842</u>	22.547	<u>32.123</u>	243.2	<b>5th</b>	<b>48</b>	<b>Ivan ORTOLA</b> MT Helmets - MSI SPA					
11	<b>1'47.081</b>	19.560	32.907	<u>22.454</u>	32.160	242.6			Runs=2	Total laps=17	Full laps=14	Valid laps=12		
12	<b>1'52.816</b>	<u>19.527</u>	33.068	22.636	37.585	244.8	1	2'27.948	21.154	34.542	23.371	33.621	151.8	
13	1'47.571 *	19.565	32.987	22.631	32.388*	<u>246.0</u>	2	<b>1'49.262</b>	19.947	33.785	22.877	32.653	243.2	
14	<b>1'49.135</b>	19.580	33.294	23.094	33.167	246.0	3	<b>1'49.078</b>	19.675	33.520	23.006	32.877	<u>246.0</u>	
15	<b>1'48.151</b>	19.627	33.324	22.705	32.495	243.2	4	<b>1'48.831</b>	19.820	33.453	22.871	32.687	246.0	
							5	1'49.737 *	19.666	33.991	23.101	32.979*	246.0	
<b>3rd</b>	<b>96</b>	<b>Daniel HOLGADO</b> Red Bull GASGAS Te SPA				6	<b>1'52.995</b>	19.840	33.785	22.916	36.454	244.3		
		Runs=2	Total laps=17	Full laps=14	Valid laps=13	7	<b>1'48.850</b>	19.687	33.485	22.892	32.786	245.4		
1	2'25.045	21.322	35.978	23.845	34.054	165.8	8	<b>1'48.906</b>	19.647	33.650	22.863	32.746	246.0	
2	<b>1'49.871</b>	19.944	33.693	22.996	33.238	243.7	9	1'59.260 P	19.589	33.706	22.977	42.988	246.0	
3	<b>1'49.204</b>	19.983	33.531	22.952	32.738	244.3	10	6'41.059	18.570	34.222	22.917	32.279	169.8	
4	<b>1'48.606</b>	19.703	33.380	22.816	32.707	244.8	11	<b>1'47.426</b>	19.617	33.096	22.491	<u>32.222</u>	241.6	
5	<b>1'48.937</b>	19.565	33.608	22.957	32.807	<u>246.0</u>	12	<u>1'47.238</u>	<u>19.532</u>	<u>32.987</u>	<u>22.460</u>	32.259	241.6	
6	<b>1'48.745</b>	19.788	33.328	22.908	32.721	241.0	13	1'52.533 *	19.686	37.522	22.762	32.563*	241.6	

**Fastest Lap:** David ALONSO CFMOTO Gaviota As COL **1'46.897** 19.403 32.948 22.449 32.097

These data/results cannot be reproduced, stored and/or transmitted in whole or in part by any manner of electronic, mechanical, photocopying, recording, broadcasting or otherwise now known or herein after developed without the previous express consent by the copyright owner, except for reproduction in daily press and regular printed publications on sale to the public within 60 days of the event related to those data/results and always provided that copyright symbol appears together as follows below.  
© DORNA, 2024

## Practice Nr. 1

## Moto3

Lap	Lap Time	T1	T2	T3	T4	Speed	Lap	Lap Time	T1	T2	T3	T4	Speed	
14	<b>1'53.744</b>	19.613	33.279	22.756	38.096	243.7	13	<b>1'55.265</b>	19.907	33.605	23.362	38.391	237.8	
15	<b>1'49.070</b>	19.585	33.745	22.914	32.826	243.7	14	<b>1'51.492</b>	20.065	34.443	23.072	33.912	238.4	
16	<b>1'49.184</b>	19.746	33.611	22.965	32.862	238.9	15	<b>1'48.508</b>	19.809	33.324	22.784	32.591	241.0	
17	<b>1'49.000</b>	19.758	33.879	22.716	32.647	240.0	16	<b>1'48.751</b>	19.810	33.449	<b>22.632</b>	32.860	240.5	
							17	1'58.121 *	24.42 *	35.928	23.952 *	33.821	233.2	
<b>6th</b>	<b>7</b>	<b>Filippo FARIOLI</b>				SIC58 Squadra Corse ITA								
		Runs=2	Total laps=16	Full laps=13	Valid laps=9									
1	2'26.052	19.966	35.327	24.020	34.531	171.1								
2	<b>1'49.599</b>	19.931	33.631	23.114	32.923	241.0								
3	1'48.897 *	19.802	33.506	22.951 *	32.638	243.2								
4	<b>1'48.726</b>	19.864	33.497	22.713	32.652	245.4								
5	1'48.694 *	19.647	33.585	22.871 *	32.591	245.4								
6	<b>1'48.496</b>	19.648	33.351	22.767	32.730	242.6								
7	<b>1'48.832</b>	19.727	33.410	22.939	32.756	243.7								
8	2'04.135 P	19.681	33.516	26.304 *	44.634	<b>246.0</b>								
9	8'19.887	23.230	36.005	25.058	32.817	98.3								
10	<b>1'47.467</b>	19.588	<b>33.051</b>	<b>22.630</b>	<b>32.198</b>	241.6								
11	<b>1'47.873</b>	<b>19.563</b>	33.284	22.656	32.370	243.2								
12	1'52.349 *	19.679	33.334	23.592	35.744 *	237.8								
13	<b>1'53.931</b>	19.721	36.629	23.314	34.267	241.0								
14	<b>1'52.337</b>	19.833	33.647	22.944	35.913	239.4								
15	<b>1'48.484</b>	19.691	33.421	22.736	32.636	241.0								
16	1'49.675 *	19.762	33.605	22.879 *	33.429	242.6								
<b>7th</b>	<b>58</b>	<b>Luca LUNETTA</b>				SIC58 Squadra Corse ITA								
		Runs=2	Total laps=15	Full laps=12	Valid laps=10									
1	2'25.250	20.636	35.919	24.055	33.881	169.5								
2	<b>1'49.747</b>	20.068	33.725	23.075	32.879	246.5								
3	<b>1'53.056</b>	20.021	33.789	22.894	36.352	246.0								
4	<b>1'48.969</b>	19.753	33.455	23.153	32.608	244.3								
5	<b>1'48.938</b>	19.706	33.859	22.830	32.543	244.3								
6	1'49.608 *	19.785	33.588	22.938	33.297 *	246.5								
7	<b>1'51.310</b>	19.932	34.215	23.634	33.529	242.6								
8	<b>1'48.808</b>	19.718	33.579	22.922	32.589	<b>247.1</b>								
9	1'59.894 P	19.671	33.727	22.915	43.581	245.4								
10	8'36.641	25.256	34.496	23.156	32.816	113.8								
11	<b>1'47.472</b>	19.684	<b>32.984</b>	22.695	<b>32.109</b>	246.0								
12	<b>1'49.572</b>	<b>19.564</b>	33.111	<b>22.660</b>	34.237	246.5								
13	<b>1'52.579</b>	20.004	34.290	24.409	33.876	244.8								
14	1'50.124 *	19.716	34.017 *	23.199 *	33.192	242.1								
15	<b>1'48.777</b>	19.748	33.489	23.023	32.517	240.0								
<b>9th</b>	<b>82</b>	<b>Stefano NEPA</b>				LEVELUP - MTA ITA								
		Runs=2	Total laps=16	Full laps=13	Valid laps=12									
1	2'26.372 *	20.854	34.885	23.692 *	33.673	159.7								
2	<b>1'49.499</b>	20.013	33.600	22.969	32.917	241.6								
3	1'48.745 *	19.824	33.481	22.917 *	32.523 *	243.2								
4	<b>1'51.701</b>	19.912	34.395	24.643	32.751	241.0								
5	<b>1'49.170</b>	19.671	33.442	22.762	33.295	243.7								
6	<b>1'48.913</b>	19.807	33.650	22.751	32.705	242.6								
7	<b>1'48.167</b>	19.752	33.315	22.667	32.433	242.1								
8	<b>1'48.524</b>	19.824	33.378	22.710	32.612	240.5								
9	<b>1'48.382</b>	19.733	33.404	22.811	32.434	240.0								
10	2'00.795 P	19.745	34.937	23.859	42.254	243.7								
11	8'33.639	19.973	35.692	23.990	36.238	173.9								
12	<b>1'47.635</b>	19.654	<b>33.190</b>	<b>22.529</b>	32.262	243.7								
13	<b>1'56.680</b>	<b>19.501</b>	35.626	22.838	38.715	243.2								
14	<b>1'48.308</b>	19.689	33.401	22.752	32.466	243.7								
15	<b>1'50.460</b>	19.713	33.448	22.790	34.509	<b>244.3</b>								
16	<b>1'47.673</b>	19.571	33.209	22.662	<b>32.231</b>	244.3								
<b>10th</b>	<b>10</b>	<b>Nicola CARRARO</b>				LEVELUP - MTA ITA								
		Runs=2	Total laps=14	Full laps=10	Valid laps=5									
1	2'21.720	22.416	37.402	23.346	34.900	141.3								
2	<b>1'50.036</b>	19.952	33.959	22.899	33.226	<b>244.8</b>								
3	1'49.417 *	19.871	33.754	22.926 *	32.866	242.1								
4	<b>1'48.922</b>	19.711	33.565	22.876	32.770	242.1								
5	1'54.237 *	19.95 *	35.024	23.055	36.206	241.6								
6	1'51.730 *	19.62 *	35.157	22.962	33.990	242.6								
7	1'48.255 *	19.573	33.407	22.654	32.621 *	243.2								
8	1'49.761 *	19.917	33.748	23.163	32.933 *	241.6								
9	<b>1'49.463</b>	19.721	33.831	22.859	33.052	240.5								
10	2'03.129 P	19.96 *	36.118	23.766	43.277	239.4								
11	8'27.697	19.645	35.637	22.821	35.423	163.3								
12	<b>1'47.675</b>	19.565	<b>33.180</b>	<b>22.538</b>	<b>32.392</b>	244.3								
13	<b>1'55.789</b>	<b>19.495</b>	35.435	23.002	37.857	243.2								
14	3'00.096 P	19.739	1'09.772	36.748	53.837	243.2								
<b>8th</b>	<b>12</b>	<b>Jacob ROULSTONE</b>				Red Bull GASGAS Te AUS								
		Runs=2	Total laps=17	Full laps=14	Valid laps=10									
1	3'04.442	21.144	36.438	24.073	33.363	165.1								
2	<b>1'49.953</b>	20.189	33.632	23.059	33.073	236.8								
3	1'49.488 *	20.093	33.646	22.945 *	32.804	236.3								
4	1'49.073 *	19.914	33.687	22.826	32.646 *	237.8								
5	<b>1'49.531</b>	20.049	33.627	22.913	32.942	236.8								
6	<b>1'49.161</b>	19.905	33.557	22.935	32.764	236.8								
7	<b>1'48.868</b>	19.899	33.441	22.800	32.728	236.3								
8	2'01.999 P	20.223	34.824	24.385 *	42.567	235.2								
9	5'52.156	19.604	34.106	24.494	32.418	167.4								
10	<b>1'47.536</b>	<b>19.514</b>	<b>33.031</b>	22.739	<b>32.252</b>	<b>244.8</b>								
11	1'48.274 *	19.752	33.234	22.908 *	32.380 *	237.3								
12	<b>1'49.959</b>	19.711	33.267	22.716	34.265	240.0								
<b>11th</b>	<b>72</b>	<b>Taiyo FURUSATO</b>				Honda Team Asia JPN								
		Runs=2	Total laps=16	Full laps=13	Valid laps=9									
1	2'22.640 *	20.666	37.451	23.292 *	33.413	167.9								
2	1'49.536 *	20.020	33.653	23.045 *	32.818 *	243.2								
3	<b>1'49.064</b>	19.845	33.558	22.940	32.721	243.2								
4	<b>1'48.919</b>	19.926	33.510	22.825	32.658	239.4								
5	1'49.274 *	19.892	33.538	23.074 *	32.770	240.0								
6	<b>1'49.385</b>	19.915	33.549	23.127	32.794	237.3								
7	<b>1'50.594</b>	19.860	33.990	23.572	33.172	237.3								
8	1'49.846 *	19.929	33.541	22.935 *	33.441	244.3								
9	2'05.744 P	19.993	35.734	24.144	45.873	233.7								
10	8'37.021 *	18.883	33.295	22.860 *	32.345	172.2								
11	1'47.439 *	19.640	<b>32.834</b>	22.633 *	32.332 *	242.6								
12	<b>1'49.706</b>	19.929	33.283	23.363	33.131	239.4								

**Fastest Lap:** David ALONSO CFMOTO Gaviota As COL **1'46.897** 19.403 32.948 22.449 32.097

These data/results cannot be reproduced, stored and/or transmitted in whole or in part by any manner of electronic, mechanical, photocopying, recording, broadcasting or otherwise now known or herein after developed without the previous express consent by the copyright owner, except for reproduction in daily press and regular printed publications on sale to the public within 60 days of the event related to those data/results and always provided that copyright symbol appears together as follows below.  
© DORNA, 2024

## Practice Nr. 1

## Moto3

Lap	Lap Time	T1	T2	T3	T4	Speed	Lap	Lap Time	T1	T2	T3	T4	Speed	
13	<b>1'51.530</b>	19.801	35.757	23.372	32.600	243.2	<b>15th</b>	<b>54</b>	<b>Riccardo ROSSI</b>	CIP Green Power	ITA			
14	<b>1'48.087</b>	19.635	33.177	22.828	32.447	<b>245.4</b>			Runs=2	Total laps=16	Full laps=12	Valid laps=6		
15	<b>1'47.803</b>	19.584	33.143	<b>22.683</b>	32.393	240.0	1	2'25.101	20.506	35.934	23.764	33.954	168.2	
16	<b>1'47.718</b>	<b>19.564</b>	33.097	22.747	<b>32.310</b>	242.1	2	<b>1'51.126</b>	20.122	34.161	23.325	33.518	<b>244.8</b>	
<b>12th</b>	<b>78</b>	<b>Joel ESTEBAN</b>	CFMOTO Gaviota	As	SPA		3	1'50.282	*	19.802	33.843	23.048	33.589*	244.8
		Runs=2	Total laps=15	Full laps=12	Valid laps=4		4	1'49.395	*	19.925	33.713	22.947	32.810*	244.8
1	2'21.566	21.988	37.207	23.380	34.341	160.2	5	<b>1'49.196</b>	19.805	33.591	22.834	32.966	244.8	
2	1'50.153	*	19.991	33.917	22.929*	33.316*	6	<b>1'49.474</b>	19.822	33.725	22.863	33.064	244.3	
3	1'51.365	*	20.59*	34.767	23.000	32.999*	7	1'49.216	*	19.831	33.615	22.881	32.889*	243.2
4	<b>1'49.286</b>	19.707	33.607	22.907	33.065	246.0	8	1'54.965	*	20.34*	36.850	23.547*	34.224	236.8
5	1'51.924	*	19.700	34.884	23.112*	34.228	9	1'59.446	P	19.768	33.749	22.947	42.982	244.8
6	<b>1'52.060</b>	20.147	33.558	22.895	35.460	238.9	10	6'39.030	18.797	34.373	22.996	32.681	177.0	
7	1'48.641	*	19.764	33.334	22.819	32.724*	11	<b>1'47.919</b>	19.649	<b>33.213</b>	22.709	<b>32.348</b>	242.1	
8	1'49.252	*	19.657	33.509	23.142	32.944*	12	<b>1'48.097</b>	19.697	33.270	<b>22.706</b>	32.424	240.5	
9	2'01.576	P	19.43*	34.851	23.257	44.029	13	1'53.397	*	19.661	35.100*	23.178	35.458	239.4
10	8'36.951	*	18.730	33.442*	22.857*	32.776	14	1'53.192	*	19.783	34.880	24.974*	33.555*	241.0
11	<b>1'47.788</b>	<b>19.551</b>	33.143	22.708	<b>32.386</b>	244.3	15	<b>1'50.126</b>	19.893	34.363	22.968	32.902	239.4	
12	<b>1'48.331</b>	19.644	<b>33.101</b>	<b>22.670</b>	32.916	240.0	16	2'05.881	P	<b>19.589</b>	34.473	25.952	45.867	242.1
13	1'59.336	*	20.10*	36.320	24.030	38.878	<b>16th</b>	<b>6</b>	<b>Ryusei YAMANAKA</b>	MT Helmets - MSI	JPN			
14	1'57.272	*	19.858	35.741*	23.850*	37.823			Runs=2	Total laps=17	Full laps=14	Valid laps=8		
15	1'51.210	*	19.920	33.930*	23.273	34.087	1	2'26.242	20.645	35.502	23.626	33.792	171.1	
<b>13th</b>	<b>64</b>	<b>David MUÑOZ</b>	BOE Motorsports	SPA			2	<b>1'50.105</b>	20.158	33.904	22.871	33.172	245.4	
		Runs=3	Total laps=14	Full laps=9	Valid laps=8		3	<b>1'49.873</b>	19.860	33.757	22.997	33.259	244.3	
1	2'51.587	19.191	34.199	23.132	33.230	171.7	4	1'49.300	*	19.827	33.655	22.854	32.964*	244.8
2	<b>1'49.723</b>	19.857	33.780	22.779	33.307	241.0	5	1'49.255	*	19.812	33.630	22.873	32.940*	<b>246.5</b>
3	2'02.589	P	19.886	33.835	23.274	45.594	6	<b>1'50.927</b>	19.815	34.162	23.122	33.828	245.4	
4	6'35.312	*	25.200	35.782	24.442*	33.652*	7	<b>1'48.532</b>	19.615	33.490	22.726	32.701	244.8	
5	<b>1'50.681</b>	20.001	33.514	22.922	34.244	244.3	8	<b>1'54.274</b>	19.935	33.752	23.820	36.767	243.7	
6	<b>1'49.382</b>	19.851	33.756	22.847	32.928	240.5	9	2'00.960	P	19.744	33.746	22.899	44.571	244.8
7	<b>1'49.407</b>	19.783	33.826	22.873	32.925	240.0	10	6'37.308	18.813	34.817	23.025	32.701	167.9	
8	2'02.111	P	20.63*	35.683	23.863	41.933	11	1'47.847	*	19.599	<b>33.217</b>	22.629	32.402*	243.7
9	6'30.205	24.724	36.967	24.107	36.356	121.0	12	<b>1'48.018</b>	19.643	33.286	<b>22.603</b>	<b>32.486</b>	243.2	
10	<b>1'48.168</b>	19.836	<b>33.210</b>	22.601	32.521	243.7	13	1'48.809	*	<b>19.560</b>	33.540*	22.865*	32.844*	242.6
11	<b>1'56.394</b>	19.711	33.328	25.129	38.226	238.9	14	1'54.861	*	19.736	34.063	23.242	37.820*	240.0
12	1'52.448	*	19.604	33.424	23.081	36.339*	15	1'50.964	*	19.715	34.073	24.401*	32.775*	243.7
13	<b>1'47.817</b>	19.652	33.309	<b>22.534</b>	<b>32.322</b>	244.8	16	<b>1'48.506</b>	19.706	33.450	22.688	32.662	244.3	
14	<b>1'51.792</b>	<b>19.565</b>	33.291	22.708	36.228	244.8	17	<b>1'48.462</b>	19.631	33.444	22.739	32.648	244.3	
<b>14th</b>	<b>66</b>	<b>Joel KELSO</b>	BOE Motorsports	AUS			<b>17th</b>	<b>19</b>	<b>Scott OGDEN</b>	MLav Racing	GBR			
		Runs=2	Total laps=14	Full laps=11	Valid laps=9				Runs=2	Total laps=14	Full laps=11	Valid laps=10		
1	2'53.631	21.610	36.228	23.829	39.667	157.8	1	2'26.851	21.665	35.545	23.726	33.829	163.8	
2	<b>1'52.038</b>	20.084	33.992	24.368	33.594	239.4	2	1'50.269	*	20.087	34.101	23.157	32.924*	242.1
3	<b>1'49.994</b>	19.985	33.811	23.030	33.168	241.6	3	<b>1'49.921</b>	19.949	33.772	23.096	33.104	<b>243.7</b>	
4	<b>1'49.360</b>	19.819	33.740	22.948	32.853	240.5	4	<b>1'55.784</b>	19.938	36.200	23.944	35.702	241.6	
5	<b>1'52.121</b>	19.823	35.400	23.610	33.288	243.7	5	<b>1'49.757</b>	19.923	33.831	23.089	32.914	239.4	
6	<b>1'49.455</b>	19.815	33.658	22.982	33.000	239.4	6	<b>1'49.527</b>	19.870	33.777	22.952	32.928	239.4	
7	<b>1'49.756</b>	19.811	33.768	23.088	33.089	240.0	7	2'03.491	P	19.840	36.622	23.728	43.301	239.4
8	2'04.871	P	20.013	34.251	25.432	45.175	8	11'49.065	20.326	34.243	23.173	32.857	161.9	
9	9'45.913	21.790	35.533	24.595	35.020	145.5	9	<b>1'48.148</b>	19.792	33.224	22.729	<b>32.403</b>	239.4	
10	<b>1'47.918</b>	<b>19.482</b>	<b>33.263</b>	<b>22.673</b>	<b>32.500</b>	244.8	10	<b>1'53.956</b>	19.680	<b>33.212</b>	<b>22.636</b>	38.428	241.0	
11	<b>1'49.907</b>	19.533	33.936	23.215	33.223	243.7	11	<b>1'48.980</b>	<b>19.643</b>	33.415	22.802	33.120	240.0	
12	2'04.143	*	22.69*	39.328	23.385	38.733	12	<b>1'51.050</b>	19.881	33.492	22.998	34.679	243.7	
13	1'56.505	*	20.474	35.290*	24.325*	36.416	13	<b>1'48.597</b>	19.718	33.412	22.881	32.586	240.5	
14	<b>1'53.280</b>	19.627	36.251	24.237	33.165	242.1	14	<b>1'53.959</b>	19.730	33.397	26.740	34.092	238.4	

**Fastest Lap:** David ALONSO CFMOTO Gaviota As COL **1'46.897** 19.403 32.948 22.449 32.097

These data/results cannot be reproduced, stored and/or transmitted in whole or in part by any manner of electronic, mechanical, photocopying, recording, broadcasting or otherwise now known or herein after developed without the previous express consent by the copyright owner, except for reproduction in daily press and regular printed publications on sale to the public within 60 days of the event related to those data/results and always provided that copyright symbol appears together as follows below.  
© DORNA, 2024

## Practice Nr. 1

## Moto3

Lap	Lap Time	T1	T2	T3	T4	Speed	Lap	Lap Time	T1	T2	T3	T4	Speed	
<b>18th</b>	<b>24</b>	<b>Tatsuki SUZUKI</b> Liqui Moly Husqvarna JPN						<b>21st</b>	<b>36</b>	<b>Angel PIQUERAS</b> Leopard Racing SPA				
	Runs=2	Total laps=16		Full laps=13		Valid laps=8			Runs=2	Total laps=16		Full laps=13 Valid laps=10		
1	2'54.715	20.275	34.913	23.306	37.979	157.4	1	2'24.242	21.153	37.898	24.179	33.739	167.1	
2	1'49.442 *	19.969	33.690	22.865*	32.918	242.1	2	<b>1'50.601</b>	19.985	33.980	23.185	33.451	242.6	
3	1'49.887 *	19.867	33.832	23.009*	33.179	241.6	3	1'49.521 *	19.972	33.769	22.937	32.843*	245.4	
4	<b>1'50.664</b>	19.926	34.539	23.060	33.139	241.0	4	<b>1'48.801</b>	19.789	33.411	22.889	32.712	<b>248.2</b>	
5	<b>1'49.991</b>	19.927	33.985	23.043	33.036	241.0	5	<b>1'51.280</b>	<b>19.650</b>	34.255	23.238	34.137	245.4	
6	1'49.672 *	19.881	33.754*	23.088	32.949*	240.5	6	1'54.229 *	20.20*	37.183	23.526*	33.319	240.5	
7	1'49.525 *	19.786	33.813	22.821*	33.105	240.0	7	1'49.439 *	19.721	33.725	23.008*	32.985	244.8	
8	<b>1'49.459</b>	19.888	33.738	22.990	32.843	238.9	8	<b>1'49.853</b>	19.842	33.727	23.025	33.259	243.2	
9	<b>1'49.336</b>	19.800	33.803	22.965	32.768	240.0	9	2'03.675 P	19.75*	35.735	23.948	44.239	240.5	
10	2'01.821 P	19.79*	35.202	23.381	43.447	240.0	10	8'12.269	19.878	34.401	23.131	32.956	161.4	
11	7'50.124 *	24.770	37.615	23.286	32.437*	159.0	11	<b>1'48.444</b>	19.691	33.417	22.778	<b>32.558</b>	241.0	
12	1'47.904 *	19.678	<b>33.131</b>	22.619*	<b>32.476</b>	241.6	12	<b>1'53.912</b>	19.739	<b>33.182</b>	<b>22.531</b>	38.460	241.6	
13	<b>1'55.561</b>	19.650	39.294	23.094	33.523	242.1	13	<b>1'50.538</b>	19.771	33.461	22.833	34.473	243.2	
14	<b>1'48.244</b>	19.658	33.350	<b>22.660</b>	32.576	<b>242.6</b>	14	<b>1'48.562</b>	19.745	33.472	22.714	32.631	241.6	
15	<b>1'48.209</b>	<b>19.616</b>	33.336	22.661	32.596	242.1	15	<b>1'52.845</b>	19.762	33.623	22.787	36.673	240.0	
16	<b>1'53.828</b>	19.747	33.755	26.196	34.130	240.0	16	<b>1'48.963</b>	19.903	33.419	22.819	32.822	244.3	
<b>19th</b>	<b>85</b>	<b>Xabi ZURUTUZA</b> Red Bull KTM Ajo SPA						<b>22nd</b>	<b>22</b>	<b>David ALMANSA</b> Kopron Rivacold Snip SPA				
	Runs=2	Total laps=16		Full laps=13		Valid laps=6			Runs=4	Total laps=14		Full laps=8 Valid laps=8		
1	2'22.382 *	19.526	35.214	23.348*	33.622	176.1	1	2'30.571 *	20.953	35.127	23.231	33.418*	167.7	
2	1'50.445 *	20.053	34.002	23.099*	33.291	241.0	2	<b>1'49.946</b>	20.098	33.882	23.112	32.854	238.9	
3	<b>1'50.090</b>	19.893	33.725	23.129	33.343	243.7	3	<b>1'49.944</b>	20.110	33.735	22.997	33.102	241.0	
4	<b>1'49.726</b>	20.023	33.727	22.980	32.996	240.0	4	<b>1'50.147</b>	20.162	33.805	23.110	33.070	240.0	
5	1'50.136 *	19.71*	34.245	23.043	33.131*	<b>246.0</b>	5	2'03.283 P	20.105	34.600	23.352	45.226	240.0	
6	1'49.591 *	19.773	33.664	23.017	33.137*	242.6	6	7'13.630 P	21.590	33.932	22.987	43.486	163.8	
7	1'52.388 *	19.45*	34.877	23.546	34.511	240.0	7	2'22.284	20.183	37.141	24.934	37.720	159.7	
8	<b>1'49.815</b>	19.767	33.935	23.091	33.022	244.3	8	<b>1'50.370</b>	20.362	33.877	23.117	33.014	235.8	
9	2'00.203 P	19.807	33.941	23.037	43.418	241.6	9	<b>1'50.063</b>	20.112	33.802	23.036	33.113	235.8	
10	8'38.109 *	24.560	33.759	22.770*	32.724	110.9	10	1'58.510 P	19.79*	34.326	23.154	41.237	234.7	
11	1'47.695 *	<b>19.596</b>	<b>33.186</b>	22.655	32.258*	245.4	11	5'46.961	24.758	35.952	26.389	37.652	146.5	
12	<b>1'48.345</b>	19.702	33.292	<b>22.636</b>	<b>32.715</b>	238.4	12	<b>1'48.552</b>	19.855	<b>33.462</b>	<b>22.728</b>	<b>32.507</b>	<b>246.0</b>	
13	1'51.617 *	19.46*	35.814	23.132	33.202	238.9	13	<b>1'53.490</b>	19.952	33.669	22.781	37.088	240.0	
14	<b>1'49.309</b>	19.934	33.426	22.768	33.181	243.7	14	<b>1'48.786</b>	<b>19.779</b>	33.532	22.802	32.673	239.4	
15	1'49.508 *	19.769	33.667	22.945*	33.127*	241.6								
16	<b>1'50.034</b>	19.839	33.937	23.161	33.097	238.9								
<b>20th</b>	<b>18</b>	<b>Matteo BERTELLE</b> Kopron Rivacold Snip ITA						<b>23rd</b>	<b>55</b>	<b>Noah DETTWILER</b> CIP Green Power SWI				
	Runs=3	Total laps=16		Full laps=11		Valid laps=10			Runs=2	Total laps=17		Full laps=14 Valid laps=10		
1	2'28.082	23.284	35.157	23.354	33.521	142.6	1	2'22.736	20.456	36.197	23.415	33.810	166.6	
2	1'50.051 *	19.923	33.929	23.115	33.084*	<b>245.4</b>	2	<b>1'50.650</b>	20.223	33.917	23.163	33.347	240.0	
3	<b>1'49.631</b>	19.944	33.811	22.902	32.974	241.6	3	1'50.610 *	20.211	33.910	23.128	33.361*	240.5	
4	<b>1'49.834</b>	19.808	33.825	23.287	32.914	242.6	4	1'50.550 *	20.278	33.971	23.035	33.266*	240.5	
5	<b>1'48.993</b>	19.796	33.532	22.877	32.788	241.0	5	<b>1'50.505</b>	20.092	34.048	23.137	33.228	238.4	
6	<b>1'50.558</b>	19.726	34.218	23.170	33.444	242.1	6	<b>1'50.906</b>	19.968	34.439	23.159	33.340	240.5	
7	<b>1'49.097</b>	19.783	33.635	22.881	32.798	241.6	7	<b>1'50.130</b>	19.941	34.028	23.016	33.145	240.5	
8	<b>1'49.152</b>	19.713	33.608	22.913	32.918	244.8	8	<b>1'50.425</b>	20.094	34.197	22.976	33.158	240.5	
9	2'00.666 P	20.115	33.879	23.055*	43.617	238.4	9	2'00.139 P	19.880	33.911	23.031*	43.317	<b>241.0</b>	
10	4'31.635 *	21.561	35.292	23.665	33.292*	161.4	10	6'40.859	19.038	34.157	23.081	32.740	172.5	
11	<b>1'49.509</b>	19.838	33.682	23.034	32.955	237.8	11	<b>1'49.439</b>	19.817	33.439	22.839	33.344	240.0	
12	1'57.128 P	19.800	33.637	22.910*	40.781	235.8	12	<b>1'48.689</b>	19.859	<b>33.320</b>	<b>22.788</b>	<b>32.722</b>	240.0	
13	5'30.923	25.141	36.501	26.209	36.312	142.1	13	<b>1'49.478</b>	19.927	33.678	22.919	32.954	241.0	
14	<b>1'48.950</b>	19.747	33.491	22.874	32.838	241.6	14	1'50.414 *	19.803	33.949	23.238	33.424*	241.0	
15	<b>1'52.891</b>	20.313	35.519	22.873	34.186	234.2	15	1'50.384 *	19.966	34.001	23.112	33.305*	237.3	
16	<b>1'48.417</b>	<b>19.616</b>	<b>33.389</b>	<b>22.761</b>	<b>32.651</b>	241.0	16	<b>1'50.047</b>	20.013	33.936	22.945	33.153	236.3	
							17	<b>1'49.509</b>	<b>19.759</b>	33.800	23.024	32.926	240.0	

**Fastest Lap:** David ALONSO CFMOTO Gaviota As COL **1'46.897** 19.403 32.948 22.449 32.097

These data/results cannot be reproduced, stored and/or transmitted in whole or in part by any manner of electronic, mechanical, photocopying, recording, broadcasting or otherwise now known or herein after developed without the previous express consent by the copyright owner, except for reproduction in daily press and regular printed publications on sale to the public within 60 days of the event related to those data/results and always provided that copyright symbol appears together as follows below.  
© DORNA, 2024

## Practice Nr. 1

Moto3

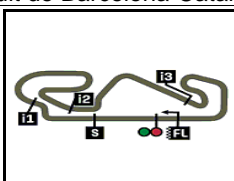
Lap	Lap Time	T1	T2	T3	T4	Speed	Lap	Lap Time	T1	T2	T3	T4	Speed
<b>24th</b>	<b>70</b>	<b>Joshua WHATLEY</b>		MLav Racing		GBR							
		Runs=2	Total laps=14	Full laps=11	Valid laps=8								
1	2'26.195	21.627	36.985	24.067	34.437	151.6							
2	1'50.812 *	20.277	34.322	23.173	33.040*	239.4							
3	<b>1'50.118</b>	20.287	33.728	23.110	32.993	240.5							
4	1'56.110 *	20.53*	37.741	23.142	34.691	239.4							
5	<b>1'49.809</b>	19.941	33.847	23.075	32.946	240.0							
6	<b>1'49.744</b>	20.006	33.753	23.152	32.833	240.0							
7	2'05.733 P	20.88*	36.847	23.909	44.093	241.6							
8	11'47.046 *	20.361	34.586	23.360*	32.805	148.9							
9	<b>1'49.517</b>	19.923	33.500	23.335	32.759	237.3							
10	<b>1'49.013</b>	19.817	33.492	22.905	32.799	238.9							
11	1'54.339 *	20.42*	36.448	23.257	34.207	236.3							
12	<b>1'49.169</b>	19.847	33.628	22.896	32.798	240.5							
13	<b>1'49.063</b>	19.861	33.695	22.796	32.711	240.0							
14	<b>1'48.965</b>	19.842	33.797	22.800	32.526	237.8							

<b>25th</b>	<b>5</b>	<b>Tatchakorn BUASRI</b>		Honda Team Asia		THA							
		Runs=2	Total laps=15	Full laps=12	Valid laps=8								
1	2'28.842	19.269	34.903	23.564	33.580	173.6							
2	1'50.471 *	20.053	33.950	23.216	33.252*	242.6							
3	<b>1'51.416</b>	20.128	34.058	23.655	33.575	241.0							
4	<b>1'49.895</b>	20.020	33.896	23.083	32.896	243.7							
5	1'50.672 *	20.140	34.111	23.271*	33.150	236.3							
6	<b>1'50.308</b>	19.947	33.959	23.150	33.252	241.0							
7	<b>1'51.449</b>	19.931	34.663	23.450	33.405	238.9							
8	<b>1'50.277</b>	19.946	33.942	23.218	33.171	237.3							
9	2'05.927 P	20.52*	37.010	25.084*	43.311	236.3							
10	8'23.600	23.053	34.857	23.179	33.193	132.6							
11	<b>1'49.112</b>	19.875	33.599	22.954	32.684	241.0							
12	<b>1'49.911</b>	19.843	33.781	23.040	33.247	241.0							
13	1'54.187 *	19.883	34.121	23.707	36.476*	238.4							
14	1'51.262 *	20.062	34.330*	23.547*	33.323*	236.8							
15	<b>1'50.964</b>	20.066	33.962	23.465	33.471	235.8							

<b>26th</b>	<b>93</b>	<b>Arbi ADITAMA</b>		Honda Team Asia		INA							
		Runs=2	Total laps=14	Full laps=11	Valid laps=8								
1	2'24.162 *	20.177	37.381	23.801*	34.167	173.0							
2	<b>1'51.881</b>	20.376	34.294	23.602	33.609	237.3							
3	<b>1'50.964</b>	20.278	33.924	23.373	33.389	239.4							
4	1'51.451 *	20.098	34.029	23.840*	33.484	237.3							
5	<b>1'51.569</b>	20.255	34.104	23.511	33.699	238.9							
6	<b>1'52.686</b>	20.270	34.224	23.497	34.695	235.2							
7	<b>1'50.923</b>	20.047	34.120	23.321	33.435	238.4							
8	2'06.045 P	21.16*	36.875	24.142	43.865	236.3							
9	10'16.478	25.293	34.608	23.442	33.387	103.0							
10	<b>1'50.661</b>	20.016	33.889	23.513	33.243	236.8							
11	<b>1'50.877</b>	20.170	33.854	23.316	33.537	234.7							
12	<b>1'51.047</b>	20.218	33.968	23.371	33.490	235.2							
13	1'57.495 *	20.024	34.098*	24.623*	38.750	239.4							
14	1'50.536 *	20.018	33.928	23.215*	33.375	236.3							

**Fastest Lap:** David ALONSO CFMOTO Gaviota As COL **1'46.897** 19.403 32.948 22.449 32.097

These data/results cannot be reproduced, stored and/or transmitted in whole or in part by any manner of electronic, mechanical, photocopying, recording, broadcasting or otherwise now known or herein after developed without the previous express consent by the copyright owner, except for reproduction in daily press and regular printed publications on sale to the public within 60 days of the event related to those data/results and always provided that copyright symbol appears together as follows below.  
© DORNA, 2024



4657 m.

## GRAN PREMI MONSTER ENERGY DE CATALUNYA

## Practice Nr. 1

## Best Partial Times

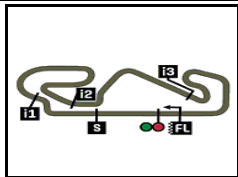
IT Ideal Lap Time, sum of the best partial times

BT Best Lap Time

T1		T2		T3		T4				IT	BT	
Pos	Rider	Time	Rider	Time	Rider	Time	Rider	Time	Pos	Rider	IT	BT
1	D.ALONSO	19.388	T.FURUSATO	32.834	D.ALONSO	22.449	D.ALONSO	32.097	1	D.ALONSO	1'46.882	1'46.897 (1)
2	D.HOLGADO	19.478	D.HOLGADO	32.840	J.RUEDA	22.454	L.LUNETTA	32.109	2	J.RUEDA	1'46.946	1'47.055 (2)
3	J.KELSO	19.482	J.RUEDA	32.842	I.ORTOLA	22.460	J.RUEDA	32.123	3	D.HOLGADO	1'47.044	1'47.136 (3)
4	N.CARRARO	19.495	C.VEIJER	32.892	S.NEPA	22.529	D.HOLGADO	32.154	4	C.VEIJER	1'47.130	1'47.152 (4)
5	S.NEPA	19.501	D.ALONSO	32.948	A.PIQUERAS	22.531	C.VEIJER	32.196	5	I.ORTOLA	1'47.201	1'47.238 (5)
6	C.VEIJER	19.510	L.LUNETTA	32.984	C.VEIJER	22.532	F.FARIOLI	32.198	6	L.LUNETTA	1'47.317	1'47.472 (7)
7	J.ROULSTONE	19.514	I.ORTOLA	32.987	D.MUÑOZ	22.534	I.ORTOLA	32.222	7	T.FURUSATO	1'47.391	1'47.718 (11)
8	J.RUEDA	19.527	J.ROULSTONE	33.031	N.CARRARO	22.538	S.NEPA	32.231	8	J.ROULSTONE	1'47.429	1'47.536 (8)
9	I.ORTOLA	19.532	F.FARIOLI	33.051	D.HOLGADO	22.572	J.ROULSTONE	32.252	9	F.FARIOLI	1'47.442	1'47.467 (6)
10	J.ESTEBAN	19.551	J.ESTEBAN	33.101	R.YAMANAKA	22.603	T.FURUSATO	32.310	10	S.NEPA	1'47.451	1'47.635 (9)
11	R.YAMANAKA	19.560	T.SUZUKI	33.131	F.FARIOLI	22.630	D.MUÑOZ	32.322	11	N.CARRARO	1'47.605	1'47.675 (10)
12	F.FARIOLI	19.563	N.CARRARO	33.180	J.ROULSTONE	22.632	R.ROSSI	32.348	12	D.MUÑOZ	1'47.631	1'47.817 (13)
13	L.LUNETTA	19.564	A.PIQUERAS	33.182	S.OGDEN	22.636	J.ESTEBAN	32.386	13	J.ESTEBAN	1'47.708	1'47.788 (12)
14	T.FURUSATO	19.564	X.ZURUTUZA	33.186	X.ZURUTUZA	22.636	N.CARRARO	32.392	14	R.ROSSI	1'47.856	1'47.919 (15)
15	D.MUÑOZ	19.565	S.NEPA	33.190	T.SUZUKI	22.660	S.OGDEN	32.403	15	R.YAMANAKA	1'47.866	1'48.018 (16)
16	R.ROSSI	19.589	D.MUÑOZ	33.210	L.LUNETTA	22.660	T.SUZUKI	32.476	16	T.SUZUKI	1'47.883	1'48.209 (18)
17	X.ZURUTUZA	19.596	S.OGDEN	33.212	J.ESTEBAN	22.670	R.YAMANAKA	32.486	17	S.OGDEN	1'47.894	1'48.148 (17)
18	M.BERTELLE	19.616	R.ROSSI	33.213	J.KELSO	22.673	J.KELSO	32.500	18	J.KELSO	1'47.918	1'47.918 (14)
19	T.SUZUKI	19.616	R.YAMANAKA	33.217	T.FURUSATO	22.683	D.ALMANSA	32.507	19	A.PIQUERAS	1'47.921	1'48.444 (21)
20	S.OGDEN	19.643	J.KELSO	33.263	R.ROSSI	22.706	J.WHATLEY	32.526	20	X.ZURUTUZA	1'48.133	1'48.345 (19)
21	A.PIQUERAS	19.650	N.DETTWILER	33.320	D.ALMANSA	22.728	A.PIQUERAS	32.558	21	M.BERTELLE	1'48.417	1'48.417 (20)
22	N.DETTWILER	19.759	M.BERTELLE	33.389	M.BERTELLE	22.761	M.BERTELLE	32.651	22	D.ALMANSA	1'48.476	1'48.552 (22)
23	D.ALMANSA	19.779	D.ALMANSA	33.462	N.DETTWILER	22.788	T.BUASRI	32.684	23	N.DETTWILER	1'48.589	1'48.689 (23)
24	J.WHATLEY	19.817	J.WHATLEY	33.492	J.WHATLEY	22.796	X.ZURUTUZA	32.715	24	J.WHATLEY	1'48.631	1'48.965 (24)

These data/results cannot be reproduced, stored and/or transmitted in whole or in part by any manner of electronic, mechanical, photocopying, recording, broadcasting or otherwise now known or herein after developed without the previous express consent by the copyright owner, except for reproduction in daily press and regular printed publications on sale to the public within 60 days of the event related to those data/results and always provided that copyright symbol appears together as follows below.  
© DORNA, 2024





4657 m.

## GRAN PREMI MONSTER ENERGY DE CATALUNYA

## Practice Nr. 1

## Best Partial Times

Moto3™

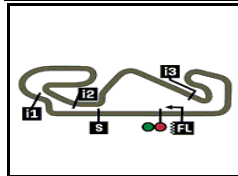
*IT* Ideal Lap Time, sum of the best partial times*BT* Best Lap Time

Pos	T1		T2		T3		T4		Pos	Rider	IT	BT
	Rider	Time	Rider	Time	Rider	Time	Rider	Time				
25	T.BUASRI	19.843	T.BUASRI	33.599	T.BUASRI	22.954	N.DETTWILER	32.722	25	T.BUASRI	1'49.080	1'49.112 (25)
26	A.ADITAMA	20.016	A.ADITAMA	33.854	A.ADITAMA	23.316	A.ADITAMA	33.243	26	A.ADITAMA	1'50.429	1'50.661 (26)

These data/results cannot be reproduced, stored and/or transmitted in whole or in part by any manner of electronic, mechanical, photocopying, recording, broadcasting or otherwise now known or herein after developed without the previous express consent by the copyright owner, except for reproduction in daily press and regular printed publications on sale to the public within 60 days of the event related to those data/results and always provided that copyright symbol appears together as follows below.  
© DORNA, 2024

Official MotoGP Timing by TISSOT  
www.motogp.com





4657 m.

## GRAN PREMI MONSTER ENERGY DE CATALUNYA

## Practice Nr. 1

## Fastest Laps Sequence

<i>Practice Time</i>	 <i>Rider</i>	<i>Nation</i>	<i>Motorcycle</i>	<i>Time</i>	<i>Km/h</i>	<i>Rider's Lap</i>
<b>3'52.199</b>	80 <b>David ALONSO</b>	COL	CFMOTO	<b>1'49.850</b>	152.6	2
<b>4'14.997</b>	58 <b>Luca LUNETTA</b>	ITA	HONDA	<b>1'49.747</b>	152.7	2
<b>4'15.651</b>	7 <b>Filippo FARIOLI</b>	ITA	HONDA	<b>1'49.599</b>	152.9	2
<b>4'15.871</b>	82 <b>Stefano NEPA</b>	ITA	KTM	<b>1'49.499</b>	153.1	2
<b>4'17.210</b>	48 <b>Ivan ORTOLA</b>	SPA	KTM	<b>1'49.262</b>	153.4	2
<b>5'07.603</b>	95 <b>Collin VEIJER</b>	NED	HUSQVARNA	<b>1'48.362</b>	154.7	2
<b>6'55.560</b>	95 <b>Collin VEIJER</b>	NED	HUSQVARNA	<b>1'47.957</b>	155.2	3
<b>18'18.944</b>	80 <b>David ALONSO</b>	COL	CFMOTO	<b>1'47.894</b>	155.3	10
<b>21'54.502</b>	80 <b>David ALONSO</b>	COL	CFMOTO	<b>1'47.578</b>	155.8	12
<b>23'42.207</b>	12 <b>Jacob ROULSTONE</b>	AUS	GASGAS	<b>1'47.536</b>	155.9	10
<b>23'42.939</b>	96 <b>Daniel HOLGADO</b>	SPA	GASGAS	<b>1'47.291</b>	156.2	10
<b>25'30.075</b>	96 <b>Daniel HOLGADO</b>	SPA	GASGAS	<b>1'47.136</b>	156.4	11
<b>27'39.000</b>	99 <b>Jose Antonio RUEDA</b>	SPA	KTM	<b>1'47.055</b>	156.6	10
<b>31'43.371</b>	80 <b>David ALONSO</b>	COL	CFMOTO	<b>1'46.897</b>	156.8	15

These data/results cannot be reproduced, stored and/or transmitted in whole or in part by any manner of electronic, mechanical, photocopying, recording, broadcasting or otherwise now known or herein after developed without the previous express consent by the copyright owner, except for reproduction in daily press and regular printed publications on sale to the public within 60 days of the event related to those data/results and always provided that copyright symbol appears together as follows below.

© DORNA, 2024