




4542 m.

# MOTUL TT ASSEN

## Free Practice Nr. 1

### Classification

3

	Rider	Nation	Team	Motorcycle	Time	Lap	Total	Gap	Top Speed
1	1 <b>Francesco BAGNAIA</b>	ITA	Ducati Lenovo Team	DUCATI	<b>1'32.401</b>	12	19		<b>306.7</b>
2	93 <b>Marc MARQUEZ</b>	SPA	Gresini Racing MotoGP	DUCATI	<b>1'32.466</b>	18	19	0.065	0.065 <b>306.0</b>
3	25 <b>Raul FERNANDEZ</b>	SPA	Trackhouse Racing	APRILIA	<b>1'32.501</b>	16	17	0.100	0.035 <b>302.9</b>
4	20 <b>Fabio QUARTARARO</b>	FRA	Monster Energy Yamaha MotoGP	YAMAHA	<b>1'32.594</b>	17	17	0.193	0.093 <b>302.2</b>
5	12 <b>Maverick VIÑALES</b>	SPA	Aprilia Racing	APRILIA	<b>1'32.678</b>	13	19	0.277	0.084 <b>306.7</b>
6	41 <b>Aleix ESPARGARO</b>	SPA	Aprilia Racing	APRILIA	<b>1'32.688</b>	15	16	0.287	0.010 <b>302.2</b>
7	49 <b>Fabio DI GIANNANTONIO</b>	ITA	Pertamina Enduro VR46 Racing Te	DUCATI	<b>1'32.753</b>	16	18	0.352	0.065 <b>303.7</b>
8	73 <b>Alex MARQUEZ</b>	SPA	Gresini Racing MotoGP	DUCATI	<b>1'32.767</b>	11	20	0.366	0.014 <b>304.4</b>
9	33 <b>Brad BINDER</b>	RSA	Red Bull KTM Factory Racing	KTM	<b>1'32.863</b>	20	22	0.462	0.096 <b>308.3</b>
10	89 <b>Jorge MARTIN</b>	SPA	Prima Pramac Racing	DUCATI	<b>1'32.927</b>	12	21	0.526	0.064 <b>307.5</b>
11	72 <b>Marco BEZZECCHI</b>	ITA	Pertamina Enduro VR46 Racing Te	DUCATI	<b>1'32.979</b>	19	20	0.578	0.052 <b>309.0</b>
12	23 <b>Enea BASTIANINI</b>	ITA	Ducati Lenovo Team	DUCATI	<b>1'33.029</b>	12	19	0.628	0.050 <b>306.0</b>
13	88 <b>Miguel OLIVEIRA</b>	POR	Trackhouse Racing	APRILIA	<b>1'33.094</b>	21	21	0.693	0.065 <b>303.7</b>
14	31 <b>Pedro ACOSTA</b>	SPA	Red Bull GASGAS Tech3	KTM	<b>1'33.283</b>	20	21	0.882	0.189 <b>309.0</b>
15	21 <b>Franco MORBIDELLI</b>	ITA	Prima Pramac Racing	DUCATI	<b>1'33.403</b>	17	20	1.002	0.120 <b>306.0</b>
16	42 <b>Alex RINS</b>	SPA	Monster Energy Yamaha MotoGP	YAMAHA	<b>1'33.688</b>	17	18	1.287	0.285 <b>304.4</b>
17	43 <b>Jack MILLER</b>	AUS	Red Bull KTM Factory Racing	KTM	<b>1'33.794</b>	11	19	1.393	0.106 <b>308.3</b>
18	30 <b>Takaaki NAKAGAMI</b>	JPN	IDEMITSU Honda LCR	HONDA	<b>1'33.960</b>	13	20	1.559	0.166 <b>301.4</b>
19	10 <b>Luca MARINI</b>	ITA	Repsol Honda Team	HONDA	<b>1'34.096</b>	20	21	1.695	0.136 <b>306.0</b>
20	37 <b>Augusto FERNANDEZ</b>	SPA	Red Bull GASGAS Tech3	KTM	<b>1'34.120</b>	12	17	1.719	0.024 <b>302.9</b>
21	5 <b>Johann ZARCO</b>	FRA	CASTROL Honda LCR	HONDA	<b>1'34.236</b>	20	20	1.835	0.116 <b>302.2</b>
22	36 <b>Joan MIR</b>	SPA	Repsol Honda Team	HONDA	<b>1'34.244</b>	15	18	1.843	0.008 <b>301.4</b>
23	32 <b>Lorenzo SAVADORI</b>	ITA	Aprilia Racing	APRILIA	<b>1'34.555</b>	17	18	2.154	0.311 <b>304.4</b>

Practice condition: Dry

Air: 20°

Humidity: 56%

Ground: 35°

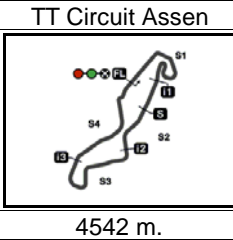
<b>Fastest Lap:</b>	Lap: 12	<b>Francesco BAGNAIA</b>	<b>1'32.401</b>	176.9 Km/h
<b>Best Race Lap:</b>	2022	<b>Aleix ESPARGARO</b>	<b>1'32.500</b>	176.7 Km/h
<b>All-Time Lap Record:</b>	2023	<b>Marco BEZZECCHI</b>	<b>1'31.472</b>	178.7 Km/h

The results are provisional until the end of the limit for protest and appeals.

Time limit for protest expires 60' after publication of the results - ..... Time: .....

These data/results cannot be reproduced, stored and/or transmitted in whole or in part by any manner of electronic, mechanical, photocopying, recording, broadcasting or otherwise now known or herein after developed without the previous express consent by the copyright owner, except for reproduction in daily press and regular printed publications on sale to the public within 60 days of the event related to those data/results and always provided that copyright symbol appears together as follows below.

© DORNA, 2024



## MOTUL TT ASSEN

### Free Practice Nr. 1

### Top Speed & Average

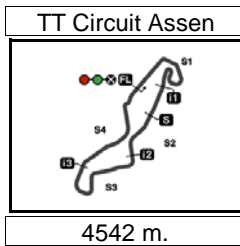
4



Rider	Nation	Motorcycle	Top 5 speeds					Average	Top
31 <b>Pedro ACOSTA</b>	<b>SPA</b>	KTM	309.0	308.3	307.5	306.7	306.7	307.6	<b>309.0</b>
72 <b>Marco BEZZECCHI</b>	<b>ITA</b>	DUCATI	309.0	308.3	305.2	304.4	303.7	305.2	<b>309.0</b>
33 <b>Brad BINDER</b>	<b>RSA</b>	KTM	308.3	307.5	307.5	306.7	306.7	307.1	<b>308.3</b>
43 <b>Jack MILLER</b>	<b>AUS</b>	KTM	308.3	306.0	306.0	306.0	305.2	306.3	<b>308.3</b>
89 <b>Jorge MARTIN</b>	<b>SPA</b>	DUCATI	307.5	306.7	304.4	303.7	302.9	305.0	<b>307.5</b>
1 <b>Francesco BAGNAIA</b>	<b>ITA</b>	DUCATI	306.7	305.2	305.2	304.4	304.4	305.0	<b>306.7</b>
12 <b>Maverick VIÑALES</b>	<b>SPA</b>	APRILIA	306.7	303.7	302.9	302.9	302.2	303.3	<b>306.7</b>
10 <b>Luca MARINI</b>	<b>ITA</b>	HONDA	306.0	305.2	305.2	304.4	304.4	305.0	<b>306.0</b>
21 <b>Franco MORBIDELLI</b>	<b>ITA</b>	DUCATI	306.0	303.7	302.9	302.2	302.2	303.4	<b>306.0</b>
23 <b>Enea BASTIANINI</b>	<b>ITA</b>	DUCATI	306.0	306.0	305.2	305.2	304.4	305.1	<b>306.0</b>
93 <b>Marc MARQUEZ</b>	<b>SPA</b>	DUCATI	306.0	305.2	303.7	302.9	302.9	304.1	<b>306.0</b>
32 <b>Lorenzo SAVADORI</b>	<b>ITA</b>	APRILIA	304.4	302.9	302.9	302.9	301.4	302.9	<b>304.4</b>
42 <b>Alex RINS</b>	<b>SPA</b>	YAMAHA	304.4	303.7	302.2	300.7	300.0	301.4	<b>304.4</b>
73 <b>Alex MARQUEZ</b>	<b>SPA</b>	DUCATI	304.4	302.2	302.2	301.4	301.4	301.9	<b>304.4</b>
49 <b>Fabio DI GIANNANTONIO</b>	<b>ITA</b>	DUCATI	303.7	303.7	302.9	302.9	302.2	302.9	<b>303.7</b>
88 <b>Miguel OLIVEIRA</b>	<b>POR</b>	APRILIA	303.7	303.7	303.7	303.7	302.9	303.4	<b>303.7</b>
25 <b>Raul FERNANDEZ</b>	<b>SPA</b>	APRILIA	302.9	302.9	302.2	301.4	301.4	301.9	<b>302.9</b>
37 <b>Augusto FERNANDEZ</b>	<b>SPA</b>	KTM	302.9	302.9	302.2	300.7	300.7	301.9	<b>302.9</b>
5 <b>Johann ZARCO</b>	<b>FRA</b>	HONDA	302.2	301.4	300.7	300.7	300.0	300.6	<b>302.2</b>
20 <b>Fabio QUARTARARO</b>	<b>FRA</b>	YAMAHA	302.2	301.4	301.4	301.4	300.7	301.3	<b>302.2</b>
41 <b>Aleix ESPARGARO</b>	<b>SPA</b>	APRILIA	302.2	301.4	301.4	301.4	301.4	301.5	<b>302.2</b>
30 <b>Takaaki NAKAGAMI</b>	<b>JPN</b>	HONDA	301.4	300.7	299.2	299.2	298.5	299.4	<b>301.4</b>
36 <b>Joan MIR</b>	<b>SPA</b>	HONDA	301.4	300.0	300.0	298.5	297.8	298.7	<b>301.4</b>

These data/results cannot be reproduced, stored and/or transmitted in whole or in part by any manner of electronic, mechanical, photocopying, recording, broadcasting or otherwise now known or herein after developed without the previous express consent by the copyright owner, except for reproduction in daily press and regular printed publications on sale to the public within 60 days of the event related to those data/results and always provided that copyright symbol appears together as follows below.

© DORNA, 2024



**MOTUL TT ASSEN**  
**Free Practice Nr. 1**

**Chronological Analysis of Performances**

**5**

\* Lap / Sector time cancelled      T1 Time from finish line to 1st intermediate      T3 Time from 2nd intermed. to 3rd intermed.  
P Crossing the finish line in pit lane      T2 Time from 1st intermed. to 2nd intermed.      T4 Time from 3rd intermediate to finish line  
\*\*Tyre data subject to further updates

Lap	Lap Time	T1	T2	T3	T4	Speed	Lap	Lap Time	T1	T2	T3	T4	Speed	
<b>1st</b>	<b>1</b>	<b>Francesco BAGNAIA</b> DUCATI ITA						10	<b>1'35.044</b>	31.486	14.246	27.836	21.476	300.7
		Ducati Lenovo Team						11	<b>1'33.198</b>	30.568	13.914	27.268	21.448	302.2
		Runs=3 Total laps=19 Full laps=14 Valid laps=10						12	<b>1'32.917</b>	30.571	13.782	27.223	21.341	302.9
	<b>Run # 1</b>	Front Tyre Slick-Soft		Rear Tyre Slick-Medium			13	<b>1'35.985</b>	30.665	14.417	28.757	22.146	302.9	
		New Tyre		New Tyre			14	<b>1'32.557</b>	30.520	13.714	27.084	21.239	302.2	
1	2'29.829	32.887	15.567	29.243	22.617	288.0	15	1'45.963 P	33.162	15.437	28.270	29.094	253.9	
2	<b>1'35.806</b>	31.828	14.243	27.786	21.949	304.4	<b>Run # 3</b>	Front Tyre Slick-Soft		Rear Tyre Slick-Medium				
3	<b>1'34.225</b>	30.873	14.186	27.535	21.631	304.4		15 Laps at start		15 Laps at start				
4	<b>1'33.645</b>	30.901	13.975	27.248	21.521	303.7	16	9'10.980	34.949	14.480	28.018	21.634	297.8	
5	1'32.820 *	30.610	13.801	27.063	21.346*	306.7	17	<b>1'33.108</b>	30.818	13.775	27.275	21.240	303.7	
6	<b>1'43.777</b>	38.126	15.075	28.578	21.998	290.0	18	<b>1'32.466</b>	30.550	13.688	27.064	21.164	306.0	
7	1'47.780 P	35.839	14.763	28.092	29.086	288.6	19	1'33.147 *	30.437	13.633	27.154	21.923*	305.2	
	<b>Run # 2</b>	Front Tyre Slick-Soft		Rear Tyre Slick-Medium			<b>3rd</b>	<b>25</b>	<b>Raul FERNANDEZ</b> APRILIA SPA					
		7 Laps at start		7 Laps at start					Trackhouse Racing					
		7 Laps at start		7 Laps at start					Runs=3 Total laps=17 Full laps=12 Valid laps=7					
8	9'39.361 *	31.312	14.646	27.974	21.997*	300.0	<b>Run # 1</b>	Front Tyre Slick-Medium		Rear Tyre Slick-Medium				
9	1'34.114 *	30.882	13.953	27.737	21.542*	303.7		New Tyre		New Tyre				
10	<b>1'32.625</b>	30.520	13.709	27.171	21.225	303.7	1	2'28.414	31.755	15.150	29.526	22.722	294.9	
11	<b>1'38.222</b>	34.567	14.304	27.772	21.579	304.4	2	<b>1'35.596</b>	31.631	14.306	27.703	21.956	302.9	
12	<b>1'32.401</b>	30.457	13.825	27.004	21.115	303.7	3	<b>1'34.308</b>	31.148	14.089	27.450	21.621	301.4	
13	1'46.777 P	33.652	14.703	28.353	30.069	292.1	4	<b>1'33.642</b>	30.780	13.983	27.275	21.604	300.0	
	<b>Run # 3</b>	Front Tyre Slick-Soft		Rear Tyre Slick-Medium			5	1'34.040 *	30.948	13.945	27.370	21.777*	301.4	
		13 Laps at start		13 Laps at start			6	1'46.894 P	30.812	13.962	27.266	34.854	302.2	
14	7'48.745	31.713	14.525	27.775	22.096	301.4	<b>Run # 2</b>	Front Tyre Slick-Medium		Rear Tyre Slick-Medium				
15	<b>1'32.923</b>	30.676	13.764	27.173	21.310	304.4		6 Laps at start		6 Laps at start				
16	<b>1'32.496</b>	30.430	13.736	27.137	21.193	305.2	7	8'45.908	30.937	14.475	28.022	22.034	294.9	
17	<b>1'38.357</b>	34.368	14.441	27.884	21.664	297.8	8	<b>1'33.603</b>	30.845	14.033	27.252	21.473	298.5	
18	1'32.662 *	30.508	13.796	27.100	21.258*	305.2	9	1'33.571 *	30.891	13.928	27.345	21.407*	300.7	
19	1'32.548 *	30.459	13.702	27.073	21.314*	303.7	10	1'32.962 *	30.732	13.838	27.157	21.235*	300.0	
	<b>2nd</b>	<b>Marc MARQUEZ</b> DUCATI SPA						11	<b>1'33.427</b>	30.728	13.899	27.378	21.422	302.9
		Gresini Racing MotoGP						12	<b>1'33.121</b>	30.702	13.886	27.188	21.345	301.4
		Runs=3 Total laps=19 Full laps=14 Valid laps=11						13	1'49.417 P	35.501	14.704	28.459	30.753	294.9
	<b>Run # 1</b>	Front Tyre Slick-Soft		Rear Tyre Slick-Medium			<b>Run # 3</b>	Front Tyre Slick-Soft		Rear Tyre Slick-Medium				
		New Tyre		New Tyre				New Tyre		New Tyre				
1	1'41.948	31.103	14.761	28.816	22.407	293.5	14	11'53.210	31.465	14.396	33.715	21.879	299.2	
2	1'35.323 *	31.410	14.242	27.802	21.869*	300.0	15	1'32.683 *	30.553	13.814	26.996	21.320*	300.7	
3	<b>1'34.286</b>	31.060	14.034	27.570	21.622	300.7	16	<b>1'32.501</b>	30.444	13.799	26.960	21.298	301.4	
4	<b>1'33.693</b>	30.730	13.941	27.497	21.525	301.4	17	1'41.344 *	37.629	14.028	27.697	21.990*	298.5	
5	<b>1'33.004</b>	30.663	13.863	27.221	21.257	302.2								
6	1'35.229 *	30.508	13.806	28.795	22.120*	302.2								
7	<b>1'32.980</b>	30.523	13.908	27.184	21.365	300.7								
8	1'49.194 P	33.134	16.595	28.961	30.504	193.6								
	<b>Run # 2</b>	Front Tyre Slick-Soft		Rear Tyre Slick-Medium										
		8 Laps at start		8 Laps at start										
9	9'27.698	32.342	14.794	28.654	22.120	297.8								

**Fastest Lap:** Francesco BAGNAIA      Ducati Lenovo Team      ITA      **1'32.401**      30.457      13.825      27.004      21.115

These data/results cannot be reproduced, stored and/or transmitted in whole or in part by any manner of electronic, mechanical, photocopying, recording, broadcasting or otherwise now known or herein after developed without the previous express consent by the copyright owner, except for reproduction in daily press and regular printed publications on sale to the public within 60 days of the event related to those data/results and always provided that copyright symbol appears together as follows below.  
© DORNA, 2024



## Free Practice Nr. 1

MotoGP

Lap	Lap Time	T1	T2	T3	T4	Speed	Lap	Lap Time	T1	T2	T3	T4	Speed	
<b>4th</b>	<b>20</b>	<b>Fabio QUARTARARO</b> YAMAHA FRA Monster Energy Yamaha MotoGP Team						<b>6th</b>	<b>41</b>	<b>Aleix ESPARGARO</b> APRILIA SPA Aprilia Racing				
Runs=3 Total laps=17 Full laps=12 Valid laps=10							Runs=4 Total laps=16 Full laps=11 Valid laps=10							
<b>Run #</b>	<b>1</b>	<b>Front Tyre</b>	<b>Slick-Soft</b>	<b>Rear Tyre</b>	<b>Slick-Medium</b>		<b>Run #</b>	<b>1</b>	<b>Front Tyre</b>	<b>missing data</b>	<b>Rear Tyre</b>	<b>missing data</b>		
		<b>New Tyre</b>		<b>New Tyre</b>					<b>**</b>	<b>Laps at start</b>	<b>**</b>	<b>Laps at start</b>		
1	2'47.593	32.187	15.186	32.601	23.329	297.0	<b>unfinished</b>							
2	1'36.127 *	31.699	14.440	27.782	22.206*	300.7	<b>Run #</b>	<b>2</b>	<b>Front Tyre</b>	<b>Slick-Medium</b>	<b>Rear Tyre</b>	<b>Slick-Medium</b>		
3	<b>1'34.721</b>	31.182	14.249	27.446	21.844	300.0			<b>**</b>	<b>New Tyre</b>	<b>**</b>	<b>New Tyre</b>		
4	<b>1'33.850</b>	30.850	14.111	27.145	21.744	301.4	1	1'38.688	31.983	15.019	29.243	22.443	293.5	
5	<b>1'33.579</b>	30.699	14.050	27.158	21.672	300.7	2	<b>1'35.519</b>	31.666	14.385	27.503	21.965	300.0	
6	1'49.674 P	36.886	14.581	28.177	30.030	295.6	3	1'34.780 *	31.286	14.155	27.370	21.969*	300.7	
<b>Run #</b>	<b>2</b>	<b>Front Tyre</b>	<b>Slick-Soft</b>	<b>Rear Tyre</b>	<b>Slick-Medium</b>		4	<b>1'34.091</b>	30.988	14.025	27.347	21.731	300.7	
		<b>6 Laps at start</b>		<b>6 Laps at start</b>			5	1'34.408 *	30.771	13.965	27.220	22.452*	300.7	
7	10'52.659 *	30.912	14.755	28.327	22.247*	297.8	6	<b>1'33.839</b>	30.876	14.062	27.220	21.681	301.4	
8	<b>1'34.211</b>	31.069	14.161	27.274	21.707	300.0	7	1'47.289 P	32.737	15.119	28.791	30.642	285.3	
9	<b>1'33.441</b>	30.704	14.010	27.132	21.595	300.0	<b>Run #</b>	<b>3</b>	<b>Front Tyre</b>	<b>Slick-Medium</b>	<b>Rear Tyre</b>	<b>Slick-Medium</b>		
10	<b>1'33.285</b>	30.567	14.031	27.135	21.552	301.4			<b>**</b>	<b>7 Laps at start</b>	<b>**</b>	<b>7 Laps at start</b>		
11	<b>1'33.093</b>	30.535	13.964	27.075	21.519	300.0	8	10'02.597	31.426	14.663	28.018	21.851	297.0	
12	1'33.177 *	30.570	13.960	27.130	21.517*	300.0	9	<b>1'33.612</b>	30.828	13.912	27.254	21.618	301.4	
13	1'47.647 P	34.763	14.588	28.626	29.670	292.1	10	<b>1'33.114</b>	30.726	13.887	27.083	21.418	301.4	
<b>Run #</b>	<b>3</b>	<b>Front Tyre</b>	<b>Slick-Medium</b>	<b>Rear Tyre</b>	<b>Slick-Soft</b>		11	<b>1'33.027</b>	30.565	13.787	27.130	21.545	301.4	
		<b>New Tyre</b>		<b>New Tyre</b>			12	1'47.815 P	33.076	15.156	28.954	30.629	279.4	
14	9'46.391	30.358	14.543	27.884	22.142	299.2	<b>Run #</b>	<b>4</b>	<b>Front Tyre</b>	<b>Slick-Soft</b>	<b>Rear Tyre</b>	<b>Slick-Medium</b>		
15	<b>1'32.919</b>	30.605	13.936	27.030	21.348	301.4			<b>**</b>	<b>New Tyre</b>	<b>**</b>	<b>New Tyre</b>		
16	<b>1'32.662</b>	30.413	13.914	26.948	21.387	302.2	13	5'49.728	32.673	14.615	28.195	21.683	300.0	
17	<b>1'32.594</b>	30.274	13.920	26.947	21.453	300.0	14	<b>1'32.939</b>	30.651	13.794	27.178	21.316	301.4	
							15	<b>1'32.688</b>	30.407	13.842	27.073	21.366	302.2	
							16	<b>1'46.195</b>	37.314	15.425	30.140	23.316	264.3	
<b>5th</b>	<b>12</b>	<b>Maverick VIÑALES</b> APRILIA SPA Aprilia Racing						<b>7th</b>	<b>49</b>	<b>Fabio DI GIANNANTONI</b> DUCATI ITA Pertamina Enduro VR46 Racing Team				
Runs=3 Total laps=19 Full laps=14 Valid laps=13							Runs=3 Total laps=18 Full laps=13 Valid laps=11							
<b>Run #</b>	<b>1</b>	<b>Front Tyre</b>	<b>Slick-Medium</b>	<b>Rear Tyre</b>	<b>Slick-Medium</b>		<b>Run #</b>	<b>1</b>	<b>Front Tyre</b>	<b>Slick-Soft</b>	<b>Rear Tyre</b>	<b>Slick-Medium</b>		
		<b>New Tyre</b>		<b>New Tyre</b>					<b>New Tyre</b>		<b>New Tyre</b>			
1	2'23.737	33.022	14.952	29.037	23.092	297.0	1	1'59.845	32.247	15.297	29.092	22.904	289.3	
2	1'36.327 *	31.890	14.479	27.886	22.072*	300.7	2	1'36.901 *	32.035	14.445	28.010	22.411*	303.7	
3	<b>1'34.399</b>	31.130	13.998	27.474	21.797	302.2	3	<b>1'35.716</b>	31.407	14.335	27.758	22.216	301.4	
4	<b>1'33.644</b>	30.920	13.991	27.269	21.464	302.2	4	<b>1'34.976</b>	31.165	14.071	27.471	22.269	302.9	
5	<b>1'36.214</b>	32.378	14.124	27.638	22.074	301.4	5	<b>1'34.538</b>	31.153	14.207	27.435	21.743	302.2	
6	<b>1'33.220</b>	30.890	13.832	27.126	21.372	303.7	6	<b>1'33.875</b>	30.946	14.008	27.347	21.574	300.7	
7	1'42.760 P	30.792	13.793	27.130	31.045	301.4	7	<b>1'33.871</b>	30.939	13.975	27.396	21.561	300.0	
<b>Run #</b>	<b>2</b>	<b>Front Tyre</b>	<b>Slick-Medium</b>	<b>Rear Tyre</b>	<b>Slick-Medium</b>		8	1'53.522 P	40.688	14.921	28.206	29.707	290.0	
		<b>7 Laps at start</b>		<b>7 Laps at start</b>			<b>Run #</b>	<b>2</b>	<b>Front Tyre</b>	<b>Slick-Soft</b>	<b>Rear Tyre</b>	<b>Slick-Medium</b>		
8	9'19.206	32.563	14.558	28.296	22.054	298.5			<b>8 Laps at start</b>		<b>8 Laps at start</b>			
9	<b>1'34.900</b>	31.387	14.134	27.645	21.734	299.2	9	9'22.666	31.524	14.914	28.259	21.900	291.4	
10	<b>1'33.467</b>	30.934	13.907	27.212	21.414	300.7	10	<b>1'33.966</b>	30.900	14.089	27.410	21.567	300.0	
11	<b>1'37.049</b>	33.471	13.955	28.007	21.616	300.7	11	<b>1'34.783</b>	31.530	14.132	27.420	21.701	301.4	
12	<b>1'32.995</b>	30.720	13.806	27.182	21.287	302.9	12	<b>1'33.330</b>	30.700	13.930	27.272	21.428	301.4	
13	<b>1'32.678</b>	30.680	13.765	27.055	21.178	301.4	13	<b>1'32.991</b>	30.653	13.914	27.156	21.268	301.4	
14	1'45.773 P	31.350	14.390	28.779	31.254	297.8	14	1'46.662 P	34.690	14.324	28.002	29.646	299.2	
<b>Run #</b>	<b>3</b>	<b>Front Tyre</b>	<b>Slick-Medium</b>	<b>Rear Tyre</b>	<b>Slick-Medium</b>		<b>Run #</b>	<b>3</b>	<b>Front Tyre</b>	<b>Slick-Medium</b>	<b>Rear Tyre</b>	<b>Slick-Soft</b>		
		<b>14 Laps at start</b>		<b>14 Laps at start</b>					<b>New Tyre</b>		<b>New Tyre</b>			
15	9'09.682	32.486	14.650	28.158	21.824	298.5	15	10'46.966	33.037	14.612	27.887	21.840	299.2	
16	<b>1'33.872</b>	30.811	14.052	27.454	21.555	301.4	16	<b>1'32.753</b>	30.567	13.830	27.102	21.254	302.9	
17	<b>1'33.354</b>	30.676	13.778	27.316	21.584	306.7	17	1'32.314 *	30.408	13.693	26.975	21.238*	303.7	
18	<b>1'35.163</b>	32.802	13.807	27.212	21.342	302.9								
19	<b>1'32.681</b>	30.664	13.722	27.084	21.211	302.2								

**Fastest Lap:** Francesco BAGNAIA Ducati Lenovo Team ITA **1'32.401** 30.457 13.825 27.004 21.115

These data/results cannot be reproduced, stored and/or transmitted in whole or in part by any manner of electronic, mechanical, photocopying, recording, broadcasting or otherwise now known or herein after developed without the previous express consent by the copyright owner, except for reproduction in daily press and regular printed publications on sale to the public within 60 days of the event related to those data/results and always provided that copyright symbol appears together as follows below.  
© DORNA, 2024

Official MotoGP Timing by TISSOT  
www.motogp.com



Assen, Friday, June 28, 2024

Page 2 of 7



# Free Practice Nr. 1

# MotoGP

Lap	Lap Time	T1	T2	T3	T4	Speed	Lap	Lap Time	T1	T2	T3	T4	Speed	
18	1'32.807	30.501	13.855	27.082	21.369	302.2	16	7'58.319	33.293	14.859	28.928	22.671	299.2	
<b>8th</b>	<b>73</b>	<b>Alex MARQUEZ</b>		DUCATI		SPA	17	1'34.962	31.200	14.141	27.680	21.941	306.0	
		Gresini Racing MotoGP					18	1'33.499	30.813	13.885	27.217	21.584	306.7	
		Runs=3	Total laps=20	Full laps=15	Valid laps=12		19	1'39.019	35.315	14.266	27.559	21.879	302.2	
<b>Run # 1</b>	<b>Front Tyre</b>	<b>Slick-Soft</b>	<b>Rear Tyre</b>	<b>Slick-Medium</b>										
		<b>New Tyre</b>	<b>New Tyre</b>											
1	1'44.370	30.950	14.749	28.974	23.745	294.2	20	1'32.863	30.513	13.778	27.130	21.442	305.2	
2	1'35.873 *	31.765	14.234	27.771	22.103*	300.0	21	1'33.300	30.566	13.688	27.362	21.684	306.7	
3	1'34.419	31.264	14.008	27.415	21.732	300.7	22	1'40.946	38.114	13.860	27.396	21.576	306.0	
4	1'34.006	30.988	13.869	27.476	21.673	300.7	<b>10th 89 Jorge MARTIN</b>						DUCATI	SPA
5	1'33.563	31.069	13.814	27.233	21.447	301.4	Prima Pramac Racing		Runs=3		Total laps=21	Full laps=16	Valid laps=14	
6	1'33.334	30.920	13.737	27.156	21.521	301.4	<b>Run # 1</b>	<b>Front Tyre</b>	<b>Slick-Medium</b>	<b>Rear Tyre</b>	<b>Slick-Medium</b>			
7	1'42.163 P	30.890	13.915	27.717	29.641	304.4		<b>New Tyre</b>	<b>New Tyre</b>					
<b>Run # 2</b>	<b>Front Tyre</b>	<b>Slick-Soft</b>	<b>Rear Tyre</b>	<b>Slick-Medium</b>										
		<b>7 Laps at start</b>	<b>New Tyre</b>											
8	10'21.056	31.160	14.608	28.221	22.301	297.8	1	2'13.917	32.854	15.204	28.358	22.421	297.0	
9	1'33.551	30.999	13.788	27.164	21.600	300.7	2	1'35.391 *	31.386	14.346	27.443	22.216*	301.4	
10	1'32.812 *	30.691	13.734	27.087	21.300*	300.7	3	1'34.548	31.078	14.369	27.309	21.792	302.2	
11	1'32.767	30.523	13.685	27.033	21.526	301.4	4	1'33.812	30.751	14.108	27.239	21.714	306.7	
12	1'33.064	30.626	13.751	27.154	21.533	301.4	5	1'38.215	32.851	15.087	27.902	22.375	284.6	
13	1'33.011	30.675	13.809	27.054	21.473	300.7	6	1'33.222	30.811	14.025	26.958	21.428	304.4	
14	1'32.940	30.699	13.695	27.090	21.456	302.2	7	1'33.146	30.510	14.041	27.148	21.447	300.7	
15	1'49.803 P	35.132	14.773	28.935	30.963	287.3	8	1'48.400 P	34.626	14.857	28.185	30.732	297.0	
<b>Run # 3</b>	<b>Front Tyre</b>	<b>Slick-Soft</b>	<b>Rear Tyre</b>	<b>Slick-Medium</b>										
		<b>15 Laps at start</b>	<b>8 Laps at start</b>											
16	6'52.387	31.391	14.178	28.087	22.023	300.7	<b>Run # 2</b>	<b>Front Tyre</b>	<b>Slick-Medium</b>	<b>Rear Tyre</b>	<b>Slick-Medium</b>			
17	1'33.287	30.807	13.845	27.225	21.410	301.4		<b>8 Laps at start</b>	<b>8 Laps at start</b>					
18	1'32.647 *	30.577	13.682	27.148	21.240*	302.2	9	7'12.941	32.381	14.694	29.234	22.128	298.5	
19	1'38.854	35.116	13.961	27.635	22.142	301.4	10	1'33.823	30.837	14.134	27.255	21.597	300.0	
20	1'33.122	30.774	13.713	27.159	21.476	301.4	11	1'36.178	32.904	14.116	27.497	21.661	300.7	
<b>9th</b>	<b>33</b>	<b>Brad BINDER</b>		KTM		RSA	12	1'32.927	30.601	13.974	27.008	21.344	302.2	
		Red Bull KTM Factory Racing					13	1'32.936	30.491	13.925	27.040	21.480	301.4	
		Runs=3	Total laps=22	Full laps=17	Valid laps=15		14	1'39.024	33.985	14.529	28.616	21.894	292.1	
<b>Run # 1</b>	<b>Front Tyre</b>	<b>Slick-Soft</b>	<b>Rear Tyre</b>	<b>Slick-Medium</b>										
		<b>New Tyre</b>	<b>New Tyre</b>											
1	1'58.209	35.166	15.929	29.678	23.274	278.8	15	1'32.988 *	30.647	14.016	27.003	21.322*	300.0	
2	1'37.879	32.177	14.788	28.346	22.568	298.5	16	1'47.979 P	35.538	15.171	28.125	29.145	274.4	
3	1'35.878	31.538	14.379	27.781	22.180	302.9	<b>Run # 3</b>	<b>Front Tyre</b>	<b>Slick-Medium</b>	<b>Rear Tyre</b>	<b>Slick-Medium</b>			
4	1'35.612	30.980	14.154	27.953	22.525	306.0		<b>16 Laps at start</b>	<b>16 Laps at start</b>					
5	1'35.219	31.392	14.093	27.819	21.915	308.3	17	6'41.938	32.602	14.284	27.752	21.698	301.4	
6	1'34.352 *	30.966	14.111	27.457	21.818*	306.7	18	1'33.262	30.716	13.871	27.151	21.524	303.7	
7	1'44.919 P	32.865	14.052	27.749	30.253	307.5	19	1'36.378	33.516	14.147	27.279	21.436	297.8	
<b>Run # 2</b>	<b>Front Tyre</b>	<b>Slick-Soft</b>	<b>Rear Tyre</b>	<b>Slick-Medium</b>										
		<b>7 Laps at start</b>	<b>7 Laps at start</b>											
8	5'51.000	33.943	14.895	28.763	22.372	295.6	20	1'33.067	30.591	13.897	27.197	21.382	302.9	
9	1'35.084	31.237	14.230	27.665	21.952	302.2	21	1'36.173	30.724	14.437	29.077	21.935	307.5	
10	1'35.897 *	31.212	14.111	28.486	22.088*	305.2	<b>11th 72 Marco BEZZECCHI</b>						DUCATI	ITA
11	1'33.775	30.711	14.069	27.335	21.660	306.0	Pertamina Enduro VR46 Racing Team		Runs=3		Total laps=20	Full laps=15	Valid laps=14	
12	1'36.273	33.321	13.972	27.315	21.665	306.7	<b>Run # 1</b>	<b>Front Tyre</b>	<b>Slick-Soft</b>	<b>Rear Tyre</b>	<b>Slick-Medium</b>			
13	1'33.130	30.607	13.827	27.120	21.576	307.5		<b>New Tyre</b>	<b>New Tyre</b>					
14	1'32.972	30.543	13.768	27.177	21.484	306.7	1	1'54.680	35.262	16.551	30.021	22.973	266.6	
15	1'49.667 P	35.771	14.183	28.740	30.973	306.0	2	1'37.318	32.081	14.728	28.162	22.347	298.5	
<b>Run # 3</b>	<b>Front Tyre</b>	<b>Slick-Soft</b>	<b>Rear Tyre</b>	<b>Slick-Medium</b>										
		<b>New Tyre</b>	<b>New Tyre</b>											
1	1'58.209	35.166	15.929	29.678	23.274	278.8	3	1'35.286	31.386	14.359	27.555	21.986	302.2	
2	1'37.879	32.177	14.788	28.346	22.568	298.5	4	1'34.483	30.922	14.152	27.520	21.889	302.9	
3	1'35.878	31.538	14.379	27.781	22.180	302.9	5	1'44.155	40.512	14.247	27.542	21.854	302.9	
4	1'35.612	30.980	14.154	27.953	22.525	306.0	6	1'34.678	30.867	14.001	27.327	22.483	309.0	
5	1'35.219	31.392	14.093	27.819	21.915	308.3	7	1'33.538	30.829	13.953	27.332	21.424	308.3	
6	1'34.352 *	30.966	14.111	27.457	21.818*	306.7	8	1'45.382 P	33.647	14.450	27.727	29.558	303.7	
7	1'44.919 P	32.865	14.052	27.749	30.253	307.5	<b>Run # 2</b>	<b>Front Tyre</b>	<b>Slick-Soft</b>	<b>Rear Tyre</b>	<b>Slick-Medium</b>			
<b>Run # 2</b>	<b>Front Tyre</b>	<b>Slick-Soft</b>	<b>Rear Tyre</b>	<b>Slick-Medium</b>										
		<b>8 Laps at start</b>	<b>8 Laps at start</b>											
9	6'35.293	33.234	14.748	28.036	22.113	298.5	9	6'35.293	33.234	14.748	28.036	22.113	298.5	
10	2'03.403	33.386	18.125	28.013	43.879	175.1	10	2'03.403	33.386	18.125	28.013	43.879	175.1	

**Fastest Lap:** Francesco BAGNAIA      Ducati Lenovo Team      ITA      1'32.401      30.457      13.825      27.004      21.115

These data/results cannot be reproduced, stored and/or transmitted in whole or in part by any manner of electronic, mechanical, photocopying, recording, broadcasting or otherwise now known or herein after developed without the previous express consent by the copyright owner, except for reproduction in daily press and regular printed publications on sale to the public within 60 days of the event related to those data/results and always provided that copyright symbol appears together as follows below.  
© DORNA, 2024

Official MotoGP Timing by TISSOT  
www.motogp.com



Assen, Friday, June 28, 2024

# Free Practice Nr. 1

MotoGP

Lap	Lap Time	T1	T2	T3	T4	Speed	Lap	Lap Time	T1	T2	T3	T4	Speed
11	1'34.661	31.443	14.159	27.393	21.666	302.9	Run # 2	Front Tyre Slick-Medium	Rear Tyre Slick-Medium	8 Laps at start			297.0
12	1'33.998	30.856	13.853	27.395	21.894	304.4	9	7'01.907	30.993	14.774	28.462	22.434	297.0
13	1'33.522	30.767	13.906	27.274	21.575	303.7	10	1'35.011 *	31.209	14.377	27.679	21.746*	300.7
14	1'33.243	30.569	13.924	27.282	21.468	303.7	11	1'34.574 *	30.998*	14.283	27.359	21.934	300.0
15	1'33.714	30.751	13.988	27.215	21.760	303.7	12	1'37.976	33.968	14.391	27.699	21.918	298.5
16	1'48.840 P	35.582	14.899	27.895	30.464	278.1	13	1'33.878 *	30.867	14.115	27.172	21.724*	300.7
Run # 3	Front Tyre Slick-Medium	Rear Tyre Slick-Soft	New Tyre		New Tyre		14	1'40.289 *	35.863*	14.557	27.836	22.033	297.8
17	8'45.804	31.921	14.682	27.948	21.886	300.0	15	1'33.638	30.624	14.107	27.134	21.773	300.0
18	1'33.386 *	30.606	14.010	27.111	21.659*	302.2	16	1'46.603 P	33.893	14.497	28.533	29.680	297.0
19	1'32.979	30.496	14.021	27.007	21.455	302.2	Run # 3	Front Tyre Slick-Soft	Rear Tyre Slick-Medium	New Tyre			
20	1'33.500	30.502	13.843	27.019	22.136	305.2	17	7'20.320	31.094	14.687	27.790	22.107	298.5

**12th 23 Enea BASTIANINI** DUCATI ITA  
Ducati Lenovo Team

Runs=3 Total laps=19 Full laps=14 Valid laps=14

Run #	1	Front Tyre Slick-Soft	Rear Tyre Slick-Medium	New Tyre		Speed
1	2'21.051	33.570	15.417	29.227	23.103	297.0
2	1'36.344	31.897	14.247	27.891	22.309	302.9
3	1'34.826	31.285	14.138	27.573	21.830	302.9
4	1'34.194	30.941	14.090	27.484	21.679	304.4
5	1'33.716	30.716	13.966	27.347	21.687	306.0
6	1'38.824	33.515	14.138	29.043	22.128	302.9
7	1'33.247	30.676	13.891	27.223	21.457	304.4
8	1'43.835 P	32.438	14.157	27.971	29.269	301.4

Run #	2	Front Tyre Slick-Soft	Rear Tyre Slick-Medium	8 Laps at start		Speed
9	8'52.370	33.488	14.891	27.826	21.796	288.0
10	1'36.574	33.592	14.012	27.344	21.626	304.4
11	1'34.279	31.500	13.982	27.280	21.517	302.2
12	1'33.029	30.558	13.820	27.187	21.464	302.2
13	1'36.132	33.118	14.056	27.423	21.535	301.4
14	1'33.279	30.752	13.949	27.166	21.412	302.9
15	1'42.910 P	30.630	13.976	28.564	29.740	300.7

Run #	3	Front Tyre Slick-Medium	Rear Tyre Slick-Medium	15 Laps at start		Speed
16	9'42.428 *	31.554	14.476	28.015	21.626*	299.2
17	1'33.498	30.896	13.808	27.374	21.420	305.2
18	1'38.541	33.446	13.992	29.104	21.999	305.2
19	1'37.868	30.624	13.812	30.307	23.125	306.0

**13th 88 Miguel OLIVEIRA** APRILIA POR  
Trackhouse Racing

Runs=3 Total laps=21 Full laps=16 Valid laps=12

Run #	1	Front Tyre Slick-Medium	Rear Tyre Slick-Medium	New Tyre		Speed
1	2'06.493	32.048	15.363	29.326	23.293	292.8
2	1'37.583	32.051	14.699	28.393	22.440	303.7
3	1'38.945	34.180	14.437	28.230	22.098	303.7
4	1'34.755	31.134	14.238	27.410	21.973	302.9
5	1'35.330	31.494	14.240	27.747	21.849	302.9
6	1'33.885	30.797	14.163	27.269	21.656	303.7
7	1'36.938	32.671	14.658	27.641	21.968	293.5
8	1'44.667 P	30.981	14.117	29.134	30.435	303.7

**14th 31 Pedro ACOSTA** KTM SPA  
Red Bull GASGAS Tech3

Runs=2 Total laps=21 Full laps=17 Valid laps=12

Run #	1	Front Tyre Slick-Soft	Rear Tyre Slick-Medium	New Tyre		Speed
1	1'55.645	35.207	16.464	30.329	23.129	270.1
2	1'37.495	32.202	14.853	28.069	22.371	303.7
3	1'35.334 *	31.187	14.437	27.727	21.983*	305.2
4	1'34.705 *	31.025	14.239	27.444	21.997*	306.0
5	1'41.048	36.962	14.354	27.347	22.385	308.3
6	1'34.445 *	30.959	14.208	27.343	21.935*	306.7
7	1'33.864	30.856	13.977	27.414	21.617	303.7
8	1'45.078	36.552	17.968	27.802	22.756	200.0
9	1'33.675	30.555	14.020	27.377	21.723	303.7
10	1'52.691 P	35.666	17.659*	28.882	30.484	283.9

Run #	2	Front Tyre Slick-Soft	Rear Tyre Slick-Medium	10 Laps at start		Speed
11	13'30.132	33.030	14.722	29.591	23.577	298.5
12	1'38.887 *	30.983	15.921	29.603	22.380*	303.7
13	1'33.683	30.684	13.985	27.275	21.739	305.2
14	1'33.550	30.538	14.124	27.172	21.716	303.7
15	1'44.390	35.864	14.976	31.286	22.264	280.7
16	1'33.477	30.736	14.001	27.126	21.614	305.2
17	1'33.721	30.681	13.860	27.150	22.030	309.0
18	1'45.002 *	33.091	21.788*	28.515	21.608	156.7
19	1'33.392	30.844	13.875	27.085	21.588	307.5
20	1'33.283	30.707	13.816	27.147	21.613	306.7
21	2'04.136 P	39.373	22.018*	30.100	32.645	167.9

**15th 21 Franco MORBIDELLI** DUCATI ITA  
Prima Pramac Racing

Runs=3 Total laps=20 Full laps=15 Valid laps=13

Run #	1	Front Tyre Slick-Soft	Rear Tyre Slick-Medium	New Tyre		Speed
1	1'59.678	34.499	16.929	29.609	23.233	217.0
2	1'37.492	32.238	14.688	28.033	22.533	297.8
3	1'35.706	31.737	14.300	27.539	22.130	300.0
4	1'35.336	31.315	14.105	27.424	22.492	303.7

**Fastest Lap:** Francesco BAGNAIA Ducati Lenovo Team ITA 1'32.401 30.457 13.825 27.004 21.115

These data/results cannot be reproduced, stored and/or transmitted in whole or in part by any manner of electronic, mechanical, photocopying, recording, broadcasting or otherwise now known or herein after developed without the previous express consent by the copyright owner, except for reproduction in daily press and regular printed publications on sale to the public within 60 days of the event related to those data/results and always provided that copyright symbol appears together as follows below.  
© DORNA, 2024



# Free Practice Nr. 1

MotoGP

Lap	Lap Time	T1	T2	T3	T4	Speed	Lap	Lap Time	T1	T2	T3	T4	Speed
5	<b>1'35.120</b>	31.004	14.096	27.946	22.074	306.0	3	1'35.926 *	31.325	14.296	27.894	22.411*	304.4
6	1'33.929 *	30.840	14.124	27.298	21.667*	299.2	4	<b>1'35.622</b>	31.424	14.073	27.541	22.584	306.0
7	<b>1'33.882</b>	31.005	13.996	27.219	21.662	300.0	5	<b>1'35.758</b>	31.284	14.075	27.870	22.529	308.3
8	1'53.543 P	40.255	14.599	28.053	30.636	293.5	6	1'56.162 P	30.963	18.384*	36.476	30.339	288.0
<b>Run # 2</b>	<b>Front Tyre Slick-Soft</b>	<b>Rear Tyre Slick-Medium</b>					<b>Run # 2</b>	<b>Front Tyre Slick-Medium</b>	<b>Rear Tyre Slick-Medium</b>				
	<b>8 Laps at start</b>	<b>8 Laps at start</b>						<b>6 Laps at start</b>	<b>6 Laps at start</b>				
9	7'35.091	32.184	14.830	28.668	22.618	288.0	7	7'45.949	33.536	14.812	28.279	22.234	298.5
10	1'35.503 *	31.358	14.269	27.715	22.161*	298.5	8	<b>1'35.749</b>	31.271	14.481	27.803	22.194	299.2
11	<b>1'34.103</b>	30.917	14.101	27.371	21.714	300.7	9	<b>1'38.711</b>	33.927	14.777	27.931	22.076	292.8
12	<b>1'38.178</b>	34.406	14.306	27.576	21.890	298.5	10	<b>1'34.434</b>	30.887	14.179	27.578	21.790	301.4
13	<b>1'33.528</b>	30.722	13.930	27.328	21.548	302.2	11	<b>1'33.794</b>	30.854	14.161	27.183	21.596	306.0
14	1'44.289 P	30.701	14.055	27.294	32.239	302.2	12	1'49.488 P	34.480	15.614	29.473	29.921	264.9
<b>Run # 3</b>	<b>Front Tyre Slick-Soft</b>	<b>Rear Tyre Slick-Medium</b>					<b>Run # 3</b>	<b>Front Tyre Slick-Medium</b>	<b>Rear Tyre Slick-Medium</b>				
	<b>14 Laps at start</b>	<b>14 Laps at start</b>						<b>12 Laps at start</b>	<b>12 Laps at start</b>				
15	7'38.690	32.490	14.606	27.871	22.129	297.8	13	9'12.049	35.152	14.506	28.389	22.021	296.3
16	<b>1'33.793</b>	30.767	14.035	27.257	21.734	301.4	14	<b>1'34.462</b>	30.942	14.241	27.432	21.847	302.2
17	<b>1'33.403</b>	30.553	13.984	27.273	21.593	302.9	15	<b>1'37.122</b>	33.583	14.196	27.520	21.823	304.4
18	<b>1'48.324</b>	34.933	23.198	28.141	22.052	162.3	16	1'33.261 *	30.632	13.874	27.225	21.530*	305.2
19	<b>1'33.647</b>	30.733	13.989	27.254	21.671	301.4	17	<b>1'37.375</b>	34.016	14.145	27.312	21.902	299.2
20	<b>1'49.456</b>	38.613	18.766	28.663	23.414	164.0	18	<b>1'40.806</b>	36.318	14.678	27.732	22.078	294.2
19	<b>1'33.987</b>	30.909	13.954	27.247	21.877	302.2	19	<b>1'33.987</b>	30.909	13.954	27.247	21.877	302.2

**16th 42 Alex RINS** YAMAHA SPA  
 Monster Energy Yamaha MotoGP Team  
 Runs=3 Total laps=18 Full laps=12 Valid laps=9

Run #	Front Tyre	Slick-Soft	Rear Tyre	Slick-Medium	Speed	
<b>Run # 1</b>	<b>New Tyre</b>		<b>New Tyre</b>			
1	2'07.548	32.596	15.409	29.141	23.186	290.0
2	<b>1'36.993</b>	32.152	14.619	28.000	22.222	304.4
3	<b>1'40.005</b>	31.598	14.541	30.759	23.107	300.7
4	1'35.173 *	31.227	14.133	27.773	22.040*	303.7
5	1'49.470 P	34.899	14.629	29.573	30.369	297.0
<b>Run # 2</b>	<b>Front Tyre Slick-Soft</b>	<b>Rear Tyre Slick-Medium</b>				
	<b>5 Laps at start</b>	<b>5 Laps at start</b>				
6	9'34.630	31.156	14.708	28.125	22.136	300.0
7	<b>1'35.237</b>	31.195	14.387	27.594	22.061	297.0
8	<b>1'34.992</b>	31.097	14.274	27.766	21.855	299.2
9	1'50.136 P	37.536	14.713	28.207	29.680	297.0
<b>Run # 3</b>	<b>Front Tyre Slick-Soft</b>	<b>Rear Tyre Slick-Medium</b>				
	<b>New Tyre</b>	<b>New Tyre</b>				
10	6'05.823	32.337	14.851	28.209	22.377	293.5
11	<b>1'34.434</b>	31.097	14.160	27.472	21.705	298.5
12	<b>1'33.767</b>	30.790	14.005	27.289	21.683	300.0
13	<b>1'33.727</b>	30.701	14.013	27.271	21.742	300.0
14	<b>1'38.304</b>	30.853	15.384	29.861	22.206	279.4
15	1'35.273 *	30.697	13.963	27.254	23.359*	302.2
16	1'37.208 *	32.441*	14.401	27.981	22.385	299.2
17	<b>1'33.688</b>	30.745	14.034	27.281	21.628	300.0
18	1'48.776 P	34.391	14.787	28.944	30.654	289.3

**17th 43 Jack MILLER** KTM AUS  
 Red Bull KTM Factory Racing  
 Runs=3 Total laps=19 Full laps=14 Valid laps=12

Run #	Front Tyre	Slick-Medium	Rear Tyre	Slick-Medium	Speed	
<b>Run # 1</b>	<b>New Tyre</b>		<b>New Tyre</b>			
1	1'58.633	33.581	15.975	29.655	23.365	284.6
2	<b>1'37.986</b>	32.311	14.636	28.395	22.644	306.0

**18th 30 Takaaki NAKAGAMI** HONDA JPN  
 IDEMITSU Honda LCR  
 Runs=3 Total laps=20 Full laps=14 Valid laps=7

Run #	Front Tyre	Slick-Soft	Rear Tyre	Slick-Medium	Speed	
<b>Run # 1</b>	<b>New Tyre</b>		<b>New Tyre</b>			
1	2'06.776	32.342	15.940	29.300	23.112	273.8
2	<b>1'37.511</b>	32.091	14.587	28.572	22.261	299.2
3	1'36.051 *	31.399	14.867	27.824	21.961*	291.4
4	<b>1'37.162</b>	31.691	15.627	27.994	21.850	263.7
5	1'36.312 *	32.402	14.207	27.761	21.942*	300.7
6	<b>1'34.598</b>	31.220	14.186	27.476	21.716	298.5
7	1'49.922 P	34.804	15.066	29.361	30.691	287.3
<b>Run # 2</b>	<b>Front Tyre Slick-Soft</b>	<b>Rear Tyre Slick-Medium</b>				
	<b>7 Laps at start</b>	<b>7 Laps at start</b>				
8	8'56.364 *	30.783	15.202	30.904	23.535*	288.0
9	1'35.570 *	31.405	14.414	27.815	21.936*	297.0
10	<b>1'34.589</b>	30.980	14.281	27.533	21.795	297.0
11	1'36.575 *	31.886	14.627	28.161	21.901*	290.7
12	<b>1'34.236</b>	30.879	14.166	27.497	21.694	297.8
13	<b>1'33.960</b>	30.887	14.079	27.324	21.670	299.2
14	1'50.777 P	33.964	17.260	29.499	30.054	220.5
<b>Run # 3</b>	<b>Front Tyre Slick-Soft</b>	<b>Rear Tyre Slick-Medium</b>				
	<b>14 Laps at start</b>	<b>14 Laps at start</b>				
15	7'21.033	30.247	14.807	28.378	22.386	294.2
16	1'35.376 *	31.137	14.224	28.090	21.925*	297.8
17	1'34.197 *	30.903	14.097	27.556	21.641*	298.5
18	1'35.603 *	32.300	14.010	27.600	21.693*	301.4
19	<b>1'34.018</b>	30.923	14.065	27.353	21.677	298.5
20	1'42.581 P	30.949	14.074	27.480	30.078	295.6

**Fastest Lap:** Francesco BAGNAIA Ducati Lenovo Team ITA **1'32.401** 30.457 13.825 27.004 21.115

These data/results cannot be reproduced, stored and/or transmitted in whole or in part by any manner of electronic, mechanical, photocopying, recording, broadcasting or otherwise now known or herein after developed without the previous express consent by the copyright owner, except for reproduction in daily press and regular printed publications on sale to the public within 60 days of the event related to those data/results and always provided that copyright symbol appears together as follows below.  
 © DORNA, 2024



# Free Practice Nr. 1

# MotoGP

Lap	Lap Time	T1	T2	T3	T4	Speed	Lap	Lap Time	T1	T2	T3	T4	Speed		
<b>19th</b>	<b>10</b>	<b>Luca MARINI</b>				HONDA	ITA	17	<b>1'40.186</b>	30.880	15.393	30.834	23.079	297.8	
		Repsol Honda Team													
		Runs=3		Total laps=21		Full laps=15		Valid laps=9							
Run #	1	Front Tyre	Slick-Soft	Rear Tyre	Slick-Medium			Run #	1	Front Tyre	Slick-Soft	Rear Tyre	Slick-Medium		
		New Tyre		New Tyre						New Tyre		New Tyre			
1	2'00.011		34.467	16.909	29.619	23.213	238.5	1	1'56.931		32.649	16.345	30.102	23.593	266.6
2	<b>1'37.738</b>		32.194	14.862	28.249	22.433	304.4	2	1'37.698 *		32.379	14.727	28.030	22.562*	<b>302.2</b>
3	1'36.434 *		31.645	14.669	27.945	22.175*	303.7	3	1'36.300 *		31.536	14.627	27.821	22.316*	298.5
4	<b>1'35.431</b>		31.263	14.380	27.709	22.079	303.7	4	1'35.445 *		31.296	14.369	27.646	22.134*	300.7
5	1'49.690 P		32.598	15.546	29.121	32.425	278.1	5	<b>1'37.465</b>		31.957	14.600	28.229	22.679	299.2
Run #	2	Front Tyre	Slick-Soft	Rear Tyre	Slick-Medium			Run #	2	Front Tyre	Slick-Soft	Rear Tyre	Slick-Medium		
		5 Laps at start		5 Laps at start						8 Laps at start		8 Laps at start			
6	6'22.086		31.347	15.342	28.312	22.419	298.5	9	8'30.198 *		29.886	14.888	28.648	22.874*	293.5
7	1'38.985 *		31.443	16.427*	28.810	22.305	300.7	10	<b>1'42.802</b>		31.343	14.538	27.857	29.064	288.0
8	<b>1'35.653</b>		31.141	14.640	27.790	22.082	300.0	11	1'54.195 P		36.109	16.286	31.305	30.495	229.6
9	<b>1'39.077</b>		34.295	14.675	27.895	22.212	300.7	<th>Run #</th> <th>3</th> <th>Front Tyre</th> <th>Slick-Soft</th> <th>Rear Tyre</th> <th>Slick-Medium</th>	Run #	3	Front Tyre	Slick-Soft	Rear Tyre	Slick-Medium	
10	<b>1'41.970</b>		33.044	16.106	30.244	22.576	269.6			11 Laps at start		11 Laps at start			
11	1'34.802 *		30.890	14.367	27.677	21.868*	298.5	12	7'05.160		32.145	14.820	28.309	22.833	292.8
12	1'52.393 P		34.450	15.492	31.006	31.445	288.0	13	<b>1'35.188</b>		31.068	14.399	27.648	22.073	300.0
Run #	3	Front Tyre	Slick-Soft	Rear Tyre	Slick-Medium			Run #	3	Front Tyre	Slick-Soft	Rear Tyre	Slick-Medium		
		12 Laps at start		12 Laps at start						11 Laps at start		11 Laps at start			
13	8'22.876		36.495	15.863	29.617	23.980	287.3	14	<b>1'34.761</b>		30.906	14.296	27.554	22.005	299.2
14	<b>1'35.212</b>		31.285	14.343	27.551	22.033	302.2	15	<b>1'34.319</b>		<b>30.852</b>	14.164	<b>27.338</b>	21.965	300.7
15	<b>1'34.567</b>		<b>30.840</b>	14.314	27.509	21.904	302.2	16	<b>1'35.221</b>		31.063	14.253	27.774	22.131	300.0
16	<b>1'42.554</b>		38.951	14.401	27.516	<b>21.686</b>	<b>306.0</b>	17	<b>1'45.137</b>		34.933	18.602	29.644	21.958	156.1
17	1'34.137 *		30.902	14.140	27.345	21.750*	304.4	18	<b>1'40.892</b>		31.179	14.254	33.263	22.196	299.2
18	1'42.209 *		32.837	15.747	31.229	22.396*	280.0	19	<b>1'34.345</b>		30.932	14.125	27.482	<b>21.806</b>	299.2
19	1'34.484 *		30.988*	<b>14.079</b>	27.400	22.017	305.2	20	<b>1'34.236</b>		30.861	<b>14.069</b>	27.454	21.852	300.0
20	<b>1'34.096</b>		30.957	14.102	<b>27.328</b>	21.709	305.2								
21	1'59.758 P		40.692	17.799	30.036	31.231	241.8								
<b>20th</b>	<b>37</b>	<b>Augusto FERNANDEZ</b>				KTM	SPA								
		Red Bull GASGAS Tech3													
		Runs=3		Total laps=17		Full laps=12		Valid laps=10							
Run #	1	Front Tyre	Slick-Medium	Rear Tyre	Slick-Medium			Run #	1	Front Tyre	Slick-Soft	Rear Tyre	Slick-Medium		
		New Tyre		New Tyre						New Tyre		New Tyre			
1	1'57.105		35.363	16.412	31.901	23.883	273.8	1	1'54.163		34.444	16.110	29.535	23.326	274.4
2	<b>1'40.236</b>		33.067	15.001	29.008	23.160	295.6	2	<b>1'38.013</b>		32.344	14.718	28.299	22.652	297.8
3	<b>1'37.177</b>		31.830	14.761	28.299	22.287	298.5	3	<b>1'35.746</b>		31.415	14.451	27.674	22.206	<b>301.4</b>
4	1'35.517 *		31.478	14.401	27.675	21.963*	<b>302.9</b>	4	<b>1'35.030</b>		30.997	14.448	27.600	21.985	300.0
5	<b>1'35.215</b>		31.328	14.359	27.608	21.920	302.2	5	1'55.272 P		39.447	15.008	29.044	31.773	294.9
6	<b>1'34.667</b>		30.983	14.286	27.479	21.919	302.9	<th>Run #</th> <th>2</th> <th>Front Tyre</th> <th>Slick-Soft</th> <th>Rear Tyre</th> <th>Slick-Medium</th>	Run #	2	Front Tyre	Slick-Soft	Rear Tyre	Slick-Medium	
7	1'34.814 *		30.976	14.365	27.639	21.834*	300.7			5 Laps at start		5 Laps at start			
8	1'50.391 P		34.857	15.609	28.920	31.005	266.6	6	8'30.182		31.471	14.906	28.085	22.574	296.3
Run #	2	Front Tyre	Slick-Medium	Rear Tyre	Slick-Medium			Run #	2	Front Tyre	Slick-Soft	Rear Tyre	Slick-Medium		
		New Tyre		New Tyre						11 Laps at start		11 Laps at start			
9	12'18.771 *		36.982	18.045	28.624	22.636*	181.6	7	<b>1'35.341</b>		31.188	14.350	27.727	22.076	297.8
10	<b>1'35.146</b>		31.088	14.294	27.788	21.976	299.2	8	<b>1'34.742</b>		30.971	14.299	27.530	21.942	298.5
11	<b>1'34.628</b>		30.982	14.261	27.624	<b>21.761</b>	299.2	9	1'36.813 *		31.133	15.014	28.234	22.432*	297.8
12	<b>1'34.120</b>		<b>30.712</b>	<b>14.156</b>	<b>27.421</b>	21.831	300.0	10	<b>1'39.033</b>		31.036	14.244	27.521	26.232	297.8
13	<b>1'39.979</b>		30.908	15.867	30.406	22.798	256.0	11	1'49.595 P		32.000	17.454	28.933	31.208	216.6
14	1'42.979 P		31.047	14.355	28.351	29.226	298.5	<th>Run #</th> <th>3</th> <th>Front Tyre</th> <th>Slick-Soft</th> <th>Rear Tyre</th> <th>Slick-Medium</th>	Run #	3	Front Tyre	Slick-Soft	Rear Tyre	Slick-Medium	
Run #	3	Front Tyre	Slick-Medium	Rear Tyre	Slick-Medium					11 Laps at start		11 Laps at start			
		6 Laps at start		6 Laps at start						11 Laps at start		11 Laps at start			
15	9'31.271		31.049	14.711	29.444	21.993	294.9	12	10'24.471 *		33.142	16.024	27.985	22.151*	240.9
16	<b>1'35.086</b>		30.972	14.266	27.749	22.099	300.7	13	<b>1'34.989</b>		31.135	14.290	27.548	22.016	297.0
								14	<b>1'34.354</b>		30.910	<b>14.173</b>	<b>27.478</b>	21.793	297.8
								15	<b>1'34.244</b>		<b>30.723</b>	14.258	27.484	<b>21.779</b>	297.8

**Fastest Lap:** Francesco BAGNAIA      Ducati Lenovo Team      ITA      **1'32.401**      30.457      13.825      27.004      21.115

These data/results cannot be reproduced, stored and/or transmitted in whole or in part by any manner of electronic, mechanical, photocopying, recording, broadcasting or otherwise now known or herein after developed without the previous express consent by the copyright owner, except for reproduction in daily press and regular printed publications on sale to the public within 60 days of the event related to those data/results and always provided that copyright symbol appears together as follows below.  
© DORNA, 2024





## Free Practice Nr. 1

MotoGP

Lap	Lap Time	T1	T2	T3	T4	Speed	Lap	Lap Time	T1	T2	T3	T4	Speed
16	<b>1'50.436</b>	30.815	16.983	37.637	25.001	269.0							
17	<b>1'34.926</b>	30.910	14.287	27.733	21.996	300.0							
18	<b>1'37.672</b>	32.711	15.076	27.935	21.950	297.0							

**23rd** **32** **Lorenzo SAVADORI** APRILIA ITA  
Aprilia Racing

Runs=3 Total laps=18 Full laps=13 Valid laps=11

Run #	1	Front Tyre	Slick-Medium	Rear Tyre	Slick-Medium
		New Tyre		New Tyre	

1	2'08.022	33.796	15.502	29.295	23.124	277.5
2	<b>1'37.142</b>	32.059	14.488	28.241	22.354	<b>304.4</b>
3	<b>1'35.840</b>	31.365	14.467	27.860	22.148	302.9
4	<b>1'47.652</b>	31.141	15.315	35.396	25.800	297.0
5	<b>1'39.762</b>	32.270	14.264	30.465	22.763	300.7
6	1'41.973 *	36.601	14.774	28.519	22.079*	300.0
7	<b>1'34.899</b>	31.200	14.276	27.486	21.937	297.0
8	1'44.016 P	32.032	14.523	27.932	29.529	296.3

Run #	2	Front Tyre	Slick-Medium	Rear Tyre	Slick-Medium
		8 Laps at start		8 Laps at start	

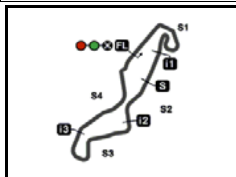
9	8'01.966 *	38.989	14.716	28.642	22.745*	300.7
10	<b>1'40.657</b>	31.579	14.475	28.543	26.060	299.2
11	<b>1'46.696</b>	36.317	14.735	28.513	27.131	297.8
12	<b>1'34.590</b>	31.214	14.042	27.439	21.895	302.9
13	<b>1'47.860</b>	34.834	15.198	30.334	27.494	297.0
14	1'34.439 *	<b>31.136</b>	14.107	<b>27.380</b>	21.816*	300.7
15	1'51.105 P	33.487	14.787	31.217	31.614	301.4

Run #	3	Front Tyre	Slick-Medium	Rear Tyre	Slick-Medium
		15 Laps at start		15 Laps at start	

16	9'34.044	37.666	14.733	29.489	24.350	299.2
17	<b>1'34.555</b>	31.261	14.116	27.431	<b>21.747</b>	299.2
18	<b>1'47.938</b>	31.612	<b>13.997</b>	39.485	22.844	302.9

**Fastest Lap:** Francesco BAGNAIA Ducati Lenovo Team ITA **1'32.401** 30.457 13.825 27.004 21.115

These data/results cannot be reproduced, stored and/or transmitted in whole or in part by any manner of electronic, mechanical, photocopying, recording, broadcasting or otherwise now known or herein after developed without the previous express consent by the copyright owner, except for reproduction in daily press and regular printed publications on sale to the public within 60 days of the event related to those data/results and always provided that copyright symbol appears together as follows below.  
© DORNA, 2024



4542 m.

# MOTUL TT ASSEN

## Free Practice Nr. 1

### Best Partial Times

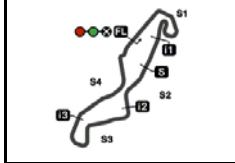
MotoGP™

*IT* Ideal Lap Time, sum of the best partial times*BT* Best Lap Time

<i>T1</i>		<i>T2</i>		<i>T3</i>		<i>T4</i>				<i>IT</i>	<i>BT</i>	
<i>Pos</i>	<i>Rider</i>	<i>Time</i>	<i>Rider</i>	<i>Time</i>	<i>Rider</i>	<i>Time</i>	<i>Rider</i>	<i>Time</i>	<i>Pos</i>	<i>Rider</i>	<i>IT</i>	<i>BT</i>
1	F.QUARTARARO	30.274	M.MARQUEZ	13.633	F.QUARTARARO	26.947	F.BAGNAIA	21.115	1	F.BAGNAIA	1'32.251	1'32.401 (1)
2	A.ESPARGARO	30.407	A.MARQUEZ	13.682	J.MARTIN	26.958	M.MARQUEZ	21.164	2	M.MARQUEZ	1'32.298	1'32.466 (2)
3	F.DI GIANNANTO	30.408	B.BINDER	13.688	R.FERNANDEZ	26.960	M.VIÑALES	21.178	3	F.DI GIANNAN	1'32.330	1'32.753 (7)
4	F.BAGNAIA	30.430	F.DI GIANNANTO	13.693	F.DI GIANNANTO	26.975	F.DI GIANNANTO	21.254	4	F.QUARTARAR	1'32.483	1'32.594 (4)
5	M.MARQUEZ	30.437	F.BAGNAIA	13.702	F.BAGNAIA	27.004	R.FERNANDEZ	21.298	5	R.FERNANDEZ	1'32.501	1'32.501 (3)
6	R.FERNANDEZ	30.444	M.VIÑALES	13.722	M.BEZZECCHI	27.007	A.ESPARGARO	21.316	6	A.ESPARGAR	1'32.583	1'32.688 (6)
7	J.MARTIN	30.491	A.ESPARGARO	13.787	A.MARQUEZ	27.033	J.MARTIN	21.344	7	M.VIÑALES	1'32.619	1'32.678 (5)
8	M.BEZZECCHI	30.496	R.FERNANDEZ	13.799	M.OLIVEIRA	27.042	F.QUARTARARO	21.348	8	A.MARQUEZ	1'32.648	1'32.767 (8)
9	M.OLIVEIRA	30.500	E.BASTIANINI	13.808	M.VIÑALES	27.055	A.MARQUEZ	21.410	9	J.MARTIN	1'32.664	1'32.927 (10)
10	B.BINDER	30.513	P.ACOSTA	13.816	M.MARQUEZ	27.064	E.BASTIANINI	21.412	10	B.BINDER	1'32.763	1'32.863 (9)
11	A.MARQUEZ	30.523	M.BEZZECCHI	13.843	A.ESPARGARO	27.073	M.BEZZECCHI	21.424	11	M.BEZZECCHI	1'32.770	1'32.979 (11)
12	P.ACOSTA	30.538	J.MARTIN	13.871	P.ACOSTA	27.085	M.OLIVEIRA	21.436	12	E.BASTIANINI	1'32.944	1'33.029 (12)
13	MORBIDELLI	30.553	J.MILLER	13.874	B.BINDER	27.120	B.BINDER	21.442	13	M.OLIVEIRA	1'32.986	1'33.094 (13)
14	E.BASTIANINI	30.558	F.QUARTARARO	13.914	E.BASTIANINI	27.166	F.MORBIDELLI	21.548	14	P.ACOSTA	1'33.027	1'33.283 (14)
15	J.MILLER	30.632	F.MORBIDELLI	13.930	J.MILLER	27.183	P.ACOSTA	21.588	15	F.MORBIDELLI	1'33.250	1'33.403 (15)
16	M.VIÑALES	30.664	A.RINS	13.963	F.MORBIDELLI	27.219	J.MILLER	21.596	16	J.MILLER	1'33.285	1'33.794 (17)
17	A.RINS	30.697	L.SAVADORI	13.997	A.RINS	27.254	A.RINS	21.628	17	A.RINS	1'33.542	1'33.688 (16)
18	R.FERNANDEZ	30.712	M.OLIVEIRA	14.008	T.NAKAGAMI	27.324	T.NAKAGAMI	21.670	18	T.NAKAGAMI	1'33.883	1'33.960 (18)
19	J.MIR	30.723	T.NAKAGAMI	14.010	L.MARINI	27.328	L.MARINI	21.686	19	L.MARINI	1'33.933	1'34.096 (19)
20	L.MARINI	30.840	J.ZARCO	14.069	J.ZARCO	27.338	L.SAVADORI	21.747	20	A.FERNANDEZ	1'34.050	1'34.120 (20)
21	J.ZARCO	30.852	L.MARINI	14.079	L.SAVADORI	27.380	A.FERNANDEZ	21.761	21	J.ZARCO	1'34.065	1'34.236 (21)
22	T.NAKAGAMI	30.879	A.FERNANDEZ	14.156	A.FERNANDEZ	27.421	J.MIR	21.779	22	J.MIR	1'34.153	1'34.244 (22)
23	L.SAVADORI	31.136	J.MIR	14.173	J.MIR	27.478	J.ZARCO	21.806	23	L.SAVADORI	1'34.260	1'34.555 (23)

These data/results cannot be reproduced, stored and/or transmitted in whole or in part by any manner of electronic, mechanical, photocopying, recording, broadcasting or otherwise now known or herein after developed without the previous express consent by the copyright owner, except for reproduction in daily press and regular printed publications on sale to the public within 60 days of the event related to those data/results and always provided that copyright symbol appears together as follows below.

© DORNA, 2024




4542 m.

## MOTUL TT ASSEN

### Free Practice Nr. 1

### Fastest Laps Sequence

<i>Practice Time</i>	 <i>Rider</i>	<i>Nation</i>	<i>Motorcycle</i>	<i>Time</i>	<i>Km/h</i>	<i>Rider's Lap</i>
<b>3'31.998</b>	72 <b>Marco BEZZECCHI</b>	ITA	DUCATI	<b>1'37.318</b>	168.0	2
<b>3'44.541</b>	42 <b>Alex RINS</b>	SPA	YAMAHA	<b>1'36.993</b>	168.5	2
<b>3'57.395</b>	23 <b>Enea BASTIANINI</b>	ITA	DUCATI	<b>1'36.344</b>	169.7	2
<b>4'04.010</b>	25 <b>Raul FERNANDEZ</b>	SPA	APRILIA	<b>1'35.596</b>	171.0	2
<b>4'51.557</b>	93 <b>Marc MARQUEZ</b>	SPA	DUCATI	<b>1'34.286</b>	173.4	3
<b>5'39.860</b>	1 <b>Francesco BAGNAIA</b>	ITA	DUCATI	<b>1'34.225</b>	173.5	3
<b>6'25.250</b>	93 <b>Marc MARQUEZ</b>	SPA	DUCATI	<b>1'33.693</b>	174.5	4
<b>7'08.107</b>	12 <b>Maverick VIÑALES</b>	SPA	APRILIA	<b>1'33.644</b>	174.6	4
<b>7'11.960</b>	25 <b>Raul FERNANDEZ</b>	SPA	APRILIA	<b>1'33.642</b>	174.6	4
<b>7'58.254</b>	93 <b>Marc MARQUEZ</b>	SPA	DUCATI	<b>1'33.004</b>	175.8	5
<b>11'06.463</b>	93 <b>Marc MARQUEZ</b>	SPA	DUCATI	<b>1'32.980</b>	175.8	7
<b>25'03.982</b>	1 <b>Francesco BAGNAIA</b>	ITA	DUCATI	<b>1'32.625</b>	176.5	10
<b>28'14.605</b>	1 <b>Francesco BAGNAIA</b>	ITA	DUCATI	<b>1'32.401</b>	176.9	12

These data/results cannot be reproduced, stored and/or transmitted in whole or in part by any manner of electronic, mechanical, photocopying, recording, broadcasting or otherwise now known or herein after developed without the previous express consent by the copyright owner, except for reproduction in daily press and regular printed publications on sale to the public within 60 days of the event related to those data/results and always provided that copyright symbol appears together as follows below.

© DORNA, 2024