



4542 m.

MOTUL TT ASSEN

Qualifying Nr. 1

Classification



Rider	Nation	Team	Motorcycle	Time	Lap	Total	Gap	Top Speed
1 99 Jose Antonio RUEDA	SPA	Red Bull KTM Ajo	KTM	1'40.380	7	7		218.9
2 18 Matteo BERTELLE	ITA	Kopron Rivacold Snipers Team	HONDA	1'40.770	7	7	0.390 0.390	218.5
3 78 Joel ESTEBAN	SPA	CFMOTO Gaviota Aspar Team	CFMOTO	1'40.822	6	7	0.442 0.052	218.5
4 24 Tatsuki SUZUKI	JPN	Liqui Moly Husqvarna Intact GP	HUSQVARNA	1'40.948	6	6	0.568 0.126	216.6
5 54 Riccardo ROSSI	ITA	CIP Green Power	KTM	1'41.028	7	7	0.648 0.080	218.1
6 12 Jacob ROULSTONE	AUS	Red Bull GASGAS Tech3	GASGAS	1'41.063	7	7	0.683 0.035	217.0
7 85 Xabi ZURUTUZA	SPA	Red Bull KTM Ajo	KTM	1'41.152	7	7	0.772 0.089	218.9
8 10 Nicola CARRARO	ITA	LEVELUP - MTA	KTM	1'41.497	3	7	1.117 0.345	220.9
9 7 Filippo FARIOLI	ITA	SIC58 Squadra Corse	HONDA	1'41.548	7	7	1.168 0.051	215.1
10 70 Joshua WHATLEY	GBR	MLav Racing	HONDA	1'42.025	2	7	1.645 0.477	216.2
11 55 Noah DETTWILER	SWI	CIP Green Power	KTM	1'42.264	3	7	1.884 0.239	218.9
12 5 Tatchakorn BUASRI	THA	Honda Team Asia	HONDA	1'42.411	6	7	2.031 0.147	218.9

Practice condition: Dry

Air: 22°

Humidity: 49%

Ground: 46°

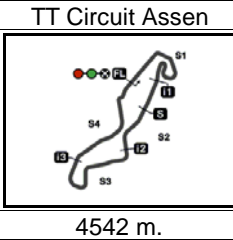
Fastest Lap:	Lap: 7	Jose Antonio RUEDA	1'40.380	162.8 Km/h
Best Race Lap:	2022	John MCPHEE	1'41.190	161.5 Km/h
All-Time Lap Record:	2024	Collin VEIJER	1'39.703	163.9 Km/h

The results are provisional until the end of the limit for protest and appeals.

Time limit for protest expires 60' after publication of the results - Time:

These data/results cannot be reproduced, stored and/or transmitted in whole or in part by any manner of electronic, mechanical, photocopying, recording, broadcasting or otherwise now known or herein after developed without the previous express consent by the copyright owner, except for reproduction in daily press and regular printed publications on sale to the public within 60 days of the event related to those data/results and always provided that copyright symbol appears together as follows below.

© DORNA, 2024



MOTUL TT ASSEN
Qualifying Nr. 1
Top Speed & Average

21A



Rider	Nation	Motorcycle	Top 5 speeds					Average	Top
10 Nicola CARRARO	ITA	KTM	220.9	217.7	217.4	216.6	216.6	217.8	220.9
5 Tatchakorn BUASRI	THA	HONDA	218.9	217.4	217.0	215.4	213.2	216.4	218.9
55 Noah DETTWILER	SWI	KTM	218.9	217.4	216.2	214.7	214.3	216.3	218.9
85 Xabi ZURUTUZA	SPA	KTM	218.9	218.5	217.4	215.8	215.8	217.3	218.9
99 Jose Antonio RUEDA	SPA	KTM	218.9	217.4	216.2	215.8	214.7	216.3	218.9
18 Matteo BERTELLE	ITA	HONDA	218.5	217.0	216.6	216.2	215.4	216.7	218.5
78 Joel ESTEBAN	SPA	CFMOTO	218.5	218.1	218.1	216.2	215.4	217.3	218.5
54 Riccardo ROSSI	ITA	KTM	218.1	217.4	217.0	216.2	216.2	217.0	218.1
12 Jacob ROULSTONE	AUS	GASGAS	217.0	216.2	215.1	214.7	213.9	215.4	217.0
24 Tatsuki SUZUKI	JPN	HUSQVARNA	216.6	216.2	216.2	216.2	215.1	216.1	216.6
70 Joshua WHATLEY	GBR	HONDA	216.2	215.4	215.1	211.7	211.0	213.9	216.2
7 Filippo FARIOLI	ITA	HONDA	215.1	214.7	214.3	213.9	213.9	214.4	215.1

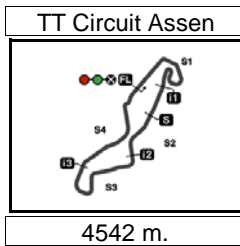
These data/results cannot be reproduced, stored and/or transmitted in whole or in part by any manner of electronic, mechanical, photocopying, recording, broadcasting or otherwise now known or herein after developed without the previous express consent by the copyright owner, except for reproduction in daily press and regular printed publications on sale to the public within 60 days of the event related to those data/results and always provided that copyright symbol appears together as follows below.

© DORNA, 2024

Official MotoGP Timing by TISSOT
 www.motogp.com



Assen, Saturday, June 29, 2024



MOTUL TT ASSEN

Qualifying Nr. 1

Chronological Analysis of Performances



* Lap / Sector time cancelled T1 Time from finish line to 1st intermediate T3 Time from 2nd intermed. to 3rd intermed.
P Crossing the finish line in pit lane T2 Time from 1st intermed. to 2nd intermed. T4 Time from 3rd intermediate to finish line

Lap	Lap Time	T1	T2	T3	T4	Speed	Lap	Lap Time	T1	T2	T3	T4	Speed	
1st	99	Jose Antonio RUED Red Bull KTM Ajo SPA						6	1'41.157	32.889	16.053	28.621	23.594	217.4
		Runs=2	Total laps=7	Full laps=4	Valid laps=4		7	1'41.028	33.000	15.991	28.583	23.454	216.2	
1	2'30.532	29.447	16.116	28.656	23.611	214.7	6th 12 Jacob ROULSTONE Red Bull GASGAS Te AUS							
2	1'40.706	32.954	16.002	28.339	23.411	215.8			Runs=2	Total laps=7	Full laps=4	Valid laps=4		
3	1'40.723	32.980	15.988	28.402	23.353	216.2	1	2'35.939	30.288	16.265	29.129	23.871	214.7	
4	1'47.519 P	33.025	15.958	28.294	30.242	214.7	2	1'41.983	33.394	15.951	28.602	24.036	216.2	
5	5'30.118	1'14.512	16.807	39.483	28.724	208.5	3	1'41.323	33.242	15.878	28.483	23.720	217.0	
6	1'41.273	32.746	15.826	28.588	24.113	217.4	4	1'51.093	33.258	16.148	34.923	26.764	215.1	
7	1'40.380	32.623	15.877	28.519	23.361	218.9	5	1'47.670 P	33.391	16.034	28.853	29.392	213.9	
2nd	18	Matteo BERTELLE Kopron Rivacold Snip ITA					6	4'47.478	30.761	16.201	29.367	23.741	211.7	
		Runs=2	Total laps=7	Full laps=4	Valid laps=4		7	1'41.063	33.090	15.945	28.505	23.523	213.6	
1	2'33.228	30.361	16.328	29.063	23.635	216.2	7th 85 Xabi ZURUTUZA Red Bull KTM Ajo SPA							
2	1'41.260	33.080	16.034	28.632	23.514	215.4			Runs=2	Total laps=7	Full laps=4	Valid laps=3		
3	1'41.532	33.072	16.005	28.597	23.858	216.6	1	2'32.347	30.248	16.207	29.591	23.597	215.4	
4	1'53.051 P	35.413	16.398	29.429	31.811	214.7	2	1'41.603	33.322	15.927	28.834	23.520	218.5	
5	5'20.953	1'14.696	16.803	39.383	28.666	208.5	3	1'41.992 *	33.286	15.929	28.790	23.987*	218.9	
6	1'40.799	32.727	15.922	28.357	23.793	218.5	4	1'51.565 P	35.292	16.245	29.300	30.728	215.8	
7	1'40.770	32.897	15.962	28.555	23.356	217.0	5	5'21.400	1'14.169	16.522	34.826	32.599	210.6	
3rd	78	Joel ESTEBAN CFMOTO Gaviota As SPA					6	1'41.421	33.017	16.051	28.760	23.593	215.8	
		Runs=2	Total laps=7	Full laps=4	Valid laps=4		7	1'41.152	32.963	16.081	28.740	23.368	217.4	
1	2'31.941	29.959	16.238	28.874	23.661	218.1	8th 10 Nicola CARRARO LEVELUP - MTA ITA							
2	1'41.780	33.272	16.078	28.867	23.563	215.4			Runs=2	Total laps=7	Full laps=4	Valid laps=2		
3	1'42.319	33.250	16.001	28.949	24.119	216.2	1	2'34.697	30.619	16.552	29.126	24.085	216.6	
4	1'58.904 P	37.745	16.720	32.796	31.643	214.7	2	1'43.466 *	33.329	16.204	29.015*	24.918	217.4	
5	5'14.885	1'14.488	16.761	39.581	28.763	210.6	3	1'41.497	33.196	16.064	28.641	23.596	220.9	
6	1'40.822	32.793	15.948	28.361	23.720	218.5	4	1'56.057 P	33.725	16.195	33.158	32.979	217.7	
7	1'41.275	33.341	15.893	28.537	23.504	218.1	5	5'01.949	58.910	22.831	34.693	35.008	144.0	
4th	24	Tatsuki SUZUKI Liqui Moly Husqvarna JPN					6	1'51.774	33.365	16.158	28.845	33.406	216.6	
		Runs=2	Total laps=6	Full laps=3	Valid laps=3		7	1'42.219 *	33.249	16.203	29.071*	23.696	215.4	
1	3'07.554	31.506	16.143	28.981	23.680	213.6	9th 7 Filippo FARIOLI SIC58 Squadra Corse ITA							
2	1'41.266	33.081	15.902	28.763	23.520	216.2			Runs=2	Total laps=7	Full laps=4	Valid laps=4		
3	1'41.270	33.025	15.947	28.789	23.509	216.6	1	3'08.365	30.627	16.409	29.019	23.702	213.2	
4	2'36.574 P	33.032	15.909	1'16.789	30.844	216.2	2	1'42.956	33.331	16.371	29.505	23.749	214.7	
5	5'33.887 *	48.149	16.188	28.933	23.672*	215.1	3	1'42.542	33.342	16.270	29.110	23.820	213.9	
6	1'40.948	33.005	15.966	28.705	23.272	216.2	4	1'48.315 P	33.464	16.267	29.225	29.359	214.3	
5th	54	Riccardo ROSSI CIP Green Power ITA					5	4'34.469	54.555	22.062	34.640	34.456	150.1	
		Runs=2	Total laps=7	Full laps=4	Valid laps=3		6	1'42.723	33.470	16.146	28.917	24.190	213.9	
1	2'35.062 *	30.235	18.309*	29.395	24.273	217.0	7	1'41.548	33.043	16.078	28.846	23.581	215.1	
2	1'42.051	33.434	16.038	28.677	23.902	218.1	10th 70 Joshua WHATLEY MLav Racing GBR							
3	1'42.061 *	33.163	16.145	28.745*	24.008	216.2			Runs=2	Total laps=7	Full laps=4	Valid laps=2		
4	1'51.978 P	34.176	16.940	29.868	30.994	203.6	1	2'35.235	30.482	16.291	29.530	24.983	215.4	
5	5'19.256	1'15.524	18.143	38.413	28.737	195.5	2	1'42.025	33.383	16.104	28.705	23.833	216.2	

Fastest Lap: Jose Antonio RUEDA Red Bull KTM Ajo SPA **1'40.380** 32.623 15.877 28.519 23.361

These data/results cannot be reproduced, stored and/or transmitted in whole or in part by any manner of electronic, mechanical, photocopying, recording, broadcasting or otherwise now known or herein after developed without the previous express consent by the copyright owner, except for reproduction in daily press and regular printed publications on sale to the public within 60 days of the event related to those data/results and always provided that copyright symbol appears together as follows below.
© DORNA, 2024



Qualifying Nr. 1

Moto3

Lap	Lap Time	T1	T2	T3	T4	Speed	Lap	Lap Time	T1	T2	T3	T4	Speed
3	1'42.774	33.459	16.328	28.851	24.136	211.7							
4	1'52.938 P	33.467	16.216	30.930	32.325	215.1							
5	4'51.617	44.601	24.299	37.886	30.671	137.2							
6	1'46.648 *	34.237	17.107	30.486	24.818*	200.6							
7	1'43.629 *	33.51*	16.398	29.349	24.363	211.0							

11th **55** **Noah DETTWILER** CIP Green Power SWI
 Runs=2 Total laps=7 Full laps=4 Valid laps=3

1	2'33.935	30.458	16.551	29.447	23.940	214.7							
2	1'43.240 *	33.504	16.345	29.371*	24.020	216.2							
3	1'42.264	33.278	16.093	29.014	23.879	218.9							
4	1'50.508 P	33.539	16.163	29.429*	31.377	217.4							
5	5'05.225	55.355	21.354	34.964	32.188	148.7							
6	1'43.222	33.596	16.298	29.283	24.045	214.3							
7	1'42.854	33.330	16.289	29.414	23.821	213.9							

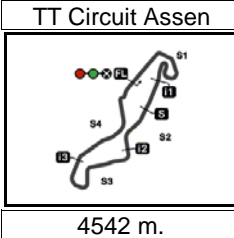
12th **5** **Tatchakorn BUASRI** Honda Team Asia THA
 Runs=2 Total laps=7 Full laps=4 Valid laps=2

1	2'33.117	29.998	16.307	29.395	23.822	217.0							
2	1'42.328 *	33.432	16.078	29.047*	23.771	217.4							
3	1'44.955	33.479	16.379	29.556	25.541	215.4							
4	1'52.813 P	34.161	16.919	30.377	31.356	213.2							
5	5'15.181	1'13.406	18.468	35.698	29.733	191.8							
6	1'42.411	33.482	16.205	28.803	23.921	211.7							
7	1'41.528 *	33.312	15.883	28.697	23.636*	218.9							

Fastest Lap: Jose Antonio RUEDA Red Bull KTM Ajo SPA **1'40.380** 32.623 15.877 28.519 23.361

These data/results cannot be reproduced, stored and/or transmitted in whole or in part by any manner of electronic, mechanical, photocopying, recording, broadcasting or otherwise now known or herein after developed without the previous express consent by the copyright owner, except for reproduction in daily press and regular printed publications on sale to the public within 60 days of the event related to those data/results and always provided that copyright symbol appears together as follows below.
 © DORNA, 2024



**MOTUL TT ASSEN**

After the Qualifying Nr. 1

Event Best Maximum Speed

<i>Rider</i>	<i>Nation Team</i>	<i>Motorcycle</i>	<i>Km/h</i>
10 Nicola CARRARO	ITA LEVELUP - MTA	KTM	220.9 Qualifying Nr. 1
18 Matteo BERTELLE	ITA Kopron Rivacold Snipers Team	HONDA	219.3 Practice Nr. 2
82 Stefano NEPA	ITA LEVELUP - MTA	KTM	219.3 Practice Nr. 2
66 Joel KELSO	AUS BOE Motorsports	KTM	219.3 Practice Nr. 2
58 Luca LUNETTA	ITA SIC58 Squadra Corse	HONDA	218.9 Practice Nr. 2
5 Tatchakorn BUASRI	THA Honda Team Asia	HONDA	218.9 Qualifying Nr. 1
54 Riccardo ROSSI	ITA CIP Green Power	KTM	218.9 Practice Nr. 2
55 Noah DETTWILER	SWI CIP Green Power	KTM	218.9 Qualifying Nr. 1
99 Jose Antonio RUEDA	SPA Red Bull KTM Ajo	KTM	218.9 Qualifying Nr. 1
64 David MUÑOZ	SPA BOE Motorsports	KTM	218.9 Practice Nr. 2
85 Xabi ZURUTUZA	SPA Red Bull KTM Ajo	KTM	218.9 Qualifying Nr. 1
78 Joel ESTEBAN	SPA CFMOTO Gaviota Aspar Team	CFMOTO	218.5 Qualifying Nr. 1
6 Ryusei YAMANAKA	JPN MT Helmets - MSI	KTM	218.5 Practice Nr. 2
36 Angel PIQUERAS	SPA Leopard Racing	HONDA	218.1 Practice Nr. 2
72 Taiyo FURUSATO	JPN Honda Team Asia	HONDA	217.7 Practice Nr. 2
22 David ALMANSA	SPA Kopron Rivacold Snipers Team	HONDA	217.7 Practice Nr. 2
24 Tatsuki SUZUKI	JPN Liqui Moly Husqvarna Intact GP	HUSQVARNA	217.7 Practice Nr. 2
12 Jacob ROULSTONE	AUS Red Bull GASGAS Tech3	GASGAS	217.4 Practice Nr. 2
19 Scott OGDEN	GBR MLav Racing	HONDA	217.4 Practice Nr. 2
31 Adrian FERNANDEZ	SPA Leopard Racing	HONDA	217.4 Practice Nr. 2
7 Filippo FARIOLI	ITA SIC58 Squadra Corse	HONDA	217.4 Practice Nr. 2
80 David ALONSO	COL CFMOTO Gaviota Aspar Team	CFMOTO	217.0 Practice Nr. 2
96 Daniel HOLGADO	SPA Red Bull GASGAS Tech3	GASGAS	217.0 Practice Nr. 2
70 Joshua WHATLEY	GBR MLav Racing	HONDA	216.2 Qualifying Nr. 1
95 Collin VEIJER	NED Liqui Moly Husqvarna Intact GP	HUSQVARNA	215.8 Practice Nr. 2
48 Ivan ORTOLA	SPA MT Helmets - MSI	KTM	215.8 Practice Nr. 2

These data/results cannot be reproduced, stored and/or transmitted in whole or in part by any manner of electronic, mechanical, photocopying, recording, broadcasting or otherwise now known or herein after developed without the previous express consent by the copyright owner, except for reproduction in daily press and regular printed publications on sale to the public within 60 days of the event related to those data/results and always provided that copyright symbol appears together as follows below.

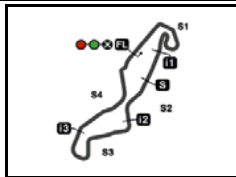

© DORNA, 2024

Official MotoGP Timing by TISSOT
www.motogp.com



Assen, Saturday, June 29, 2024

TT Circuit Assen

Results and timing service provided by 

4542 m.

MOTUL TT ASSEN

Qualifying Nr. 1

Best Partial Times

Moto3™

IT Ideal Lap Time, sum of the best partial times*BT* Best Lap Time

<i>T1</i>		<i>T2</i>		<i>T3</i>		<i>T4</i>				<i>IT</i>	<i>BT</i>	
<i>Pos</i>	<i>Rider</i>	<i>Time</i>	<i>Rider</i>	<i>Time</i>	<i>Rider</i>	<i>Time</i>	<i>Rider</i>	<i>Time</i>	<i>Pos</i>	<i>Rider</i>		
1	J.RUEDA	32.623	J.RUEDA	15.826	J.RUEDA	28.294	T.SUZUKI	23.272	1	J.RUEDA	1'40.096	1'40.380 (1)
2	M.BERTELLE	32.727	J.ROULSTONE	15.878	M.BERTELLE	28.357	J.RUEDA	23.353	2	M.BERTELLE	1'40.362	1'40.770 (2)
3	J.ESTEBAN	32.793	T.BUASRI	15.883	J.ESTEBAN	28.361	M.BERTELLE	23.356	3	J.ESTEBAN	1'40.551	1'40.822 (3)
4	R.ROSSI	32.889	J.ESTEBAN	15.893	J.ROULSTONE	28.483	X.ZURUTUZA	23.368	4	T.SUZUKI	1'40.884	1'40.948 (4)
5	X.ZURUTUZA	32.963	T.SUZUKI	15.902	R.ROSSI	28.583	R.ROSSI	23.454	5	R.ROSSI	1'40.917	1'41.028 (5)
6	T.SUZUKI	33.005	M.BERTELLE	15.922	N.CARRARO	28.641	J.ESTEBAN	23.504	6	J.ROULSTONE	1'40.974	1'41.063 (6)
7	F.FARIOLI	33.043	X.ZURUTUZA	15.927	T.BUASRI	28.697	J.ROULSTONE	23.523	7	X.ZURUTUZA	1'40.998	1'41.152 (7)
8	J.ROULSTONE	33.090	R.ROSSI	15.991	T.SUZUKI	28.705	F.FARIOLI	23.581	8	N.CARRARO	1'41.497	1'41.497 (8)
9	N.CARRARO	33.196	N.CARRARO	16.064	J.WHATLEY	28.705	N.CARRARO	23.596	9	F.FARIOLI	1'41.548	1'41.548 (9)
10	N.DETTWILER	33.278	F.FARIOLI	16.078	X.ZURUTUZA	28.740	T.BUASRI	23.771	10	T.BUASRI	1'41.663	1'42.411 (12)
11	T.BUASRI	33.312	N.DETTWILER	16.093	F.FARIOLI	28.846	N.DETTWILER	23.821	11	J.WHATLEY	1'42.025	1'42.025 (10)
12	J.WHATLEY	33.383	J.WHATLEY	16.104	N.DETTWILER	29.014	J.WHATLEY	23.833	12	N.DETTWILER	1'42.206	1'42.264 (11)

These data/results cannot be reproduced, stored and/or transmitted in whole or in part by any manner of electronic, mechanical, photocopying, recording, broadcasting or otherwise now known or herein after developed without the previous express consent by the copyright owner, except for reproduction in daily press and regular printed publications on sale to the public within 60 days of the event related to those data/results and always provided that copyright symbol appears together as follows below.


© DORNA, 2024

Official MotoGP Timing by 
www.motogp.com

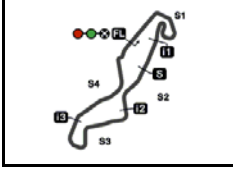




TT Circuit Assen

Results and timing service provided by 

Moto3™




4542 m.

MOTUL TT ASSEN

Qualifying Nr. 1

Fastest Laps Sequence

<i>Practice Time</i>	 <i>Rider</i>	<i>Nation</i>	<i>Motorcycle</i>	<i>Time</i>	<i>Km/h</i>	<i>Rider's Lap</i>
4'11.238	99 Jose Antonio RUEDA	SPA	KTM	1'40.706	162.3	2
16'31.251	99 Jose Antonio RUEDA	SPA	KTM	1'40.380	162.8	7

These data/results cannot be reproduced, stored and/or transmitted in whole or in part by any manner of electronic, mechanical, photocopying, recording, broadcasting or otherwise now known or herein after developed without the previous express consent by the copyright owner, except for reproduction in daily press and regular printed publications on sale to the public within 60 days of the event related to those data/results and always provided that copyright symbol appears together as follows below.

© DORNA, 2024

Official MotoGP Timing by TISSOT
www.motogp.com

Assen, Saturday, June 29, 2024

