


5900 m.

## MONSTER ENERGY BRITISH GRAND PRIX

## Practice Nr. 2

## Classification

10

	Rider	Nation	Team	Motorcycle	Time	Lap	Total	Gap	Top Speed
1	96 Daniel HOLTADO	SPA	Red Bull GASGAS Tech3	GASGAS	<b>2'09.586</b>	8	8		<b>229.2</b>
2	36 Angel PIQUERAS	SPA	Leopard Racing	HONDA	<b>2'10.026</b>	9	9	0.440 0.440	<b>232.2</b>
3	66 Joel KELSO	AUS	BOE Motorsports	KTM	<b>2'10.040</b>	9	10	0.454 0.014	<b>223.1</b>
4	12 Jacob ROULSTONE	AUS	Red Bull GASGAS Tech3	GASGAS	<b>2'10.093</b>	9	9	0.507 0.053	<b>230.2</b>
5	82 Stefano NEPA	ITA	LEVELUP - MTA	KTM	<b>2'10.181</b>	7	10	0.595 0.088	<b>226.8</b>
6	48 Ivan ORTOLA	SPA	MT Helmets - MSI	KTM	<b>2'10.528</b>	3	9	0.942 0.347	<b>228.3</b>
7	18 Matteo BERTELLE	ITA	Kopron Rivacold Snipers Team	HONDA	<b>2'10.570</b>	8	8	0.984 0.042	<b>230.7</b>
8	99 Jose Antonio RUEDA	SPA	Red Bull KTM Ajo	KTM	<b>2'10.603</b>	9	9	1.017 0.033	<b>225.9</b>
9	64 David MUÑOZ	SPA	BOE Motorsports	KTM	<b>2'10.746</b>	7	10	1.160 0.143	<b>230.7</b>
10	78 Joel ESTEBAN	SPA	CFMOTO Valresa Aspar Team	CFMOTO	<b>2'10.748</b>	5	8	1.162 0.002	<b>230.7</b>
11	22 David ALMANSA	SPA	Kopron Rivacold Snipers Team	HONDA	<b>2'10.838</b>	8	8	1.252 0.090	<b>229.2</b>
12	95 Collin VEIJER	NED	Liqui Moly Husqvarna Intact GP	HUSQVARNA	<b>2'10.885</b>	4	9	1.299 0.047	<b>224.5</b>
13	10 Nicola CARRARO	ITA	LEVELUP - MTA	KTM	<b>2'10.906</b>	6	9	1.320 0.021	<b>230.2</b>
14	24 Tatsuki SUZUKI	JPN	Liqui Moly Husqvarna Intact GP	HUSQVARNA	<b>2'10.944</b>	8	8	1.358 0.038	<b>225.9</b>
15	80 David ALONSO	COL	CFMOTO Valresa Aspar Team	CFMOTO	<b>2'10.950</b>	7	11	1.364 0.006	<b>229.7</b>
16	6 Ryusei YAMANAKA	JPN	MT Helmets - MSI	KTM	<b>2'10.999</b>	3	9	1.413 0.049	<b>230.7</b>
17	7 Filippo FARIOLI	ITA	SIC58 Squadra Corse	HONDA	<b>2'11.306</b>	5	8	1.720 0.307	<b>232.7</b>
18	54 Riccardo ROSSI	ITA	CIP Green Power	KTM	<b>2'11.309</b>	5	8	1.723 0.003	<b>230.2</b>
19	85 Xabi ZURUTUZA	SPA	Red Bull KTM Ajo	KTM	<b>2'11.384</b>	9	9	1.798 0.075	<b>229.2</b>
20	21 Vicente PEREZ	SPA	Fibre Tec Honda - MLav Racing	HONDA	<b>2'11.469</b>	8	8	1.883 0.085	<b>226.8</b>
21	19 Scott OGDEN	GBR	Fibre Tec Honda - MLav Racing	HONDA	<b>2'11.617</b>	5	8	2.031 0.148	<b>227.3</b>
22	31 Adrian FERNANDEZ	SPA	Leopard Racing	HONDA	<b>2'12.052</b>	6	9	2.466 0.435	<b>226.8</b>
23	5 Tatchakorn BUASRI	THA	Honda Team Asia	HONDA	<b>2'12.752</b>	3	9	3.166 0.700	<b>228.3</b>
24	57 Danial SHAHRIL	MAL	SIC58 Squadra Corse	HONDA	<b>2'13.291</b>	3	8	3.705 0.539	<b>226.8</b>
25	55 Noah DETTWILER	SWI	CIP Green Power	KTM	<b>2'13.621</b>	4	9	4.035 0.330	<b>230.7</b>

Practice condition: Dry

Air: 18°

Humidity: 86%

Ground: 22°

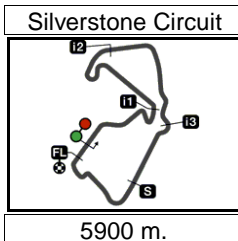
<b>Fastest Lap:</b>	Lap: 8	<b>Daniel HOLTADO</b>	<b>2'09.586</b>	163.9 Km/h
<b>Best Race Lap:</b>	2022	<b>Deniz ÖNCÜ</b>	<b>2'11.011</b>	162.1 Km/h
<b>All-Time Lap Record:</b>	2024	<b>Collin VEIJER</b>	<b>2'09.565</b>	163.9 Km/h

The results are provisional until the end of the limit for protest and appeals.

Time limit for protest expires 60' after publication of the results - ..... Time: .....

These data/results cannot be reproduced, stored and/or transmitted in whole or in part by any manner of electronic, mechanical, photocopying, recording, broadcasting or otherwise now known or herein after developed without the previous express consent by the copyright owner, except for reproduction in daily press and regular printed publications on sale to the public within 60 days of the event related to those data/results and always provided that copyright symbol appears together as follows below.

© DORNA, 2024



Results and timing service provided by TISSOT

Moto3™

# MONSTER ENERGY BRITISH GRAND PRIX

## Practice Nr. 2

### Combined Practice Times

11

Rider	Nation	Team	MOTORCYCLE	P1	P2	Gap
1 95 <b>C.VEIJER</b>	NED	Liqui Moly Husqvarna Intact GP	HUSQVARNA	<b>2'09.565</b> 10	2'10.885 4	
2 96 <b>D.HOLGADO</b>	SPA	Red Bull GASGAS Tech3	GASGAS	2'10.651 11	<b>2'09.586</b> 8	0.021 0.021
3 48 <b>I.ORTOLA</b>	SPA	MT Helmets - MSI	KTM	<b>2'09.952</b> 9	2'10.528 3	0.387 0.366
4 36 <b>A.PIQUERAS</b>	SPA	Leopard Racing	HONDA	2'10.778 13	<b>2'10.026</b> 9	0.461 0.074
5 12 <b>J.ROULSTONE</b>	AUS	Red Bull GASGAS Tech3	GASGAS	<b>2'10.038</b> 10	2'10.093 9	0.473 0.012
6 66 <b>J.KELSO</b>	AUS	BOE Motorsports	KTM	2'10.600 12	<b>2'10.040</b> 9	0.475 0.002
7 19 <b>S.OGDEN</b>	GBR	Fibre Tec Honda - MLav Racing	HONDA	<b>2'10.040</b> 8	2'11.617 5	0.475
8 82 <b>S.NEPA</b>	ITA	LEVELUP - MTA	KTM	<b>2'10.100</b> 11	2'10.181 7	0.535 0.060
9 80 <b>D.ALONSO</b>	COL	CFMOTO Valresa Aspar Team	CFMOTO	<b>2'10.162</b> 11	2'10.950 7	0.597 0.062
10 24 <b>T.SUZUKI</b>	JPN	Liqui Moly Husqvarna Intact GP	HUSQVARNA	<b>2'10.184</b> 10	2'10.944 8	0.619 0.022
11 6 <b>R.YAMANAKA</b>	JPN	MT Helmets - MSI	KTM	<b>2'10.333</b> 10	2'10.999 3	0.768 0.149
12 99 <b>J.RUEDA</b>	SPA	Red Bull KTM Ajo	KTM	<b>2'10.379</b> 12	2'10.603 9	0.814 0.046
13 54 <b>R.ROSSI</b>	ITA	CIP Green Power	KTM	<b>2'10.462</b> 12	2'11.309 5	0.897 0.083
14 10 <b>N.CARRARO</b>	ITA	LEVELUP - MTA	KTM	<b>2'10.486</b> 9	2'10.906 6	0.921 0.024
15 18 <b>M.BERTELLE</b>	ITA	Kopron Rivacold Snipers Team	HONDA	<b>2'10.532</b> 9	2'10.570 8	0.967 0.046
16 64 <b>D.MUÑOZ</b>	SPA	BOE Motorsports	KTM	2'11.001 4	<b>2'10.746</b> 7	1.181 0.214
17 78 <b>J.ESTEBAN</b>	SPA	CFMOTO Valresa Aspar Team	CFMOTO	2'10.934 10	<b>2'10.748</b> 5	1.183 0.002
18 31 <b>A.FERNANDEZ</b>	SPA	Leopard Racing	HONDA	<b>2'10.782</b> 2	2'12.052 6	1.217 0.034
19 22 <b>D.ALMANSA</b>	SPA	Kopron Rivacold Snipers Team	HONDA	2'11.009 9	<b>2'10.838</b> 8	1.273 0.056
20 21 <b>V.PEREZ</b>	SPA	Fibre Tec Honda - MLav Racing	HONDA	<b>2'11.074</b> 9	2'11.469 8	1.509 0.236
21 7 <b>F.FARIOLI</b>	ITA	SIC58 Squadra Corse	HONDA	2'11.654 13	<b>2'11.306</b> 5	1.741 0.232
22 85 <b>X.ZURUTUZA</b>	SPA	Red Bull KTM Ajo	KTM	2'11.902 13	<b>2'11.384</b> 9	1.819 0.078
23 5 <b>T.BUASRI</b>	THA	Honda Team Asia	HONDA	2'13.261 5	<b>2'12.752</b> 3	3.187 1.368
24 55 <b>N.DETTWILER</b>	SWI	CIP Green Power	KTM	<b>2'13.111</b> 3	2'13.621 4	3.546 0.359
25 57 <b>D.SHAHRIL</b>	MAL	SIC58 Squadra Corse	HONDA	2'13.688 14	<b>2'13.291</b> 3	3.726 0.180

<b>Pole Position Record:</b>	2022	<b>Diogo MOREIRA</b>	<b>2'10.951</b>	162.1 Km/h
<b>Best Race Lap:</b>	2022	<b>Deniz ÖNCÜ</b>	<b>2'11.011</b>	162.1 Km/h
<b>All Time Lap Record:</b>	2024	<b>Collin VEIJER</b>	<b>2'09.565</b>	163.9 Km/h

The results are provisional until the end of the limit for protest and appeals.

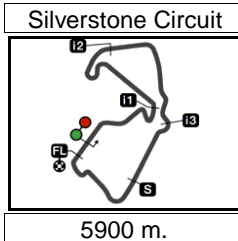
Time limit for protest expires 60' after publication of the results - ..... Time: .....

These data/results cannot be reproduced, stored and/or transmitted in whole or in part by any manner of electronic, mechanical, photocopying, recording, broadcasting or otherwise now known or herein after developed without the previous express consent by the copyright owner, except for reproduction in daily press and regular printed publications on sale to the public within 60 days of the event related to those data/results and always provided that copyright symbol appears together as follows below.  
© DORNA, 2024

Official MotoGP Timing by TISSOT  
www.motogp.com

Silverstone, Saturday, August 03, 2024





## MONSTER ENERGY BRITISH GRAND PRIX

## Practice Nr. 2

## Top Speed &amp; Average

12



Rider	Nation	Motorcycle	Top 5 speeds					Average	Top
7 <b>Filippo FARIOLI</b>	ITA	HONDA	232.7	227.8	227.3	226.8	225.9	228.1	<b>232.7</b>
36 <b>Angel PIQUERAS</b>	SPA	HONDA	232.2	227.3	225.0	224.5	223.6	226.0	<b>232.2</b>
6 <b>Ryusei YAMANAKA</b>	JPN	KTM	230.7	224.0	223.1	223.1	223.1	224.5	<b>230.7</b>
18 <b>Matteo BERTELLE</b>	ITA	HONDA	230.7	227.3	226.8	226.8	226.8	227.7	<b>230.7</b>
55 <b>Noah DETTWILER</b>	SWI	KTM	230.7	227.8	226.8	226.4	222.6	226.2	<b>230.7</b>
64 <b>David MUÑOZ</b>	SPA	KTM	230.7	226.8	226.4	225.4	224.5	226.8	<b>230.7</b>
78 <b>Joel ESTEBAN</b>	SPA	CFMOTO	230.7	230.2	227.8	227.3	226.8	228.3	<b>230.7</b>
10 <b>Nicola CARRARO</b>	ITA	KTM	230.2	230.2	229.2	227.8	227.3	228.7	<b>230.2</b>
12 <b>Jacob ROULSTONE</b>	AUS	GASGAS	230.2	224.5	224.5	224.0	224.0	225.4	<b>230.2</b>
54 <b>Riccardo ROSSI</b>	ITA	KTM	230.2	229.2	228.8	228.3	226.8	228.7	<b>230.2</b>
80 <b>David ALONSO</b>	COL	CFMOTO	229.7	225.4	224.5	224.0	224.0	225.5	<b>229.7</b>
22 <b>David ALMANSA</b>	SPA	HONDA	229.2	228.8	227.8	226.4	226.4	227.7	<b>229.2</b>
85 <b>Xabi ZURUTUZA</b>	SPA	KTM	229.2	225.4	224.5	224.5	223.1	225.3	<b>229.2</b>
96 <b>Daniel HOLGADO</b>	SPA	GASGAS	229.2	227.3	225.0	224.0	223.6	225.5	<b>229.2</b>
5 <b>Tatchakorn BUASRI</b>	THA	HONDA	228.3	225.0	224.5	219.5	217.7	222.1	<b>228.3</b>
48 <b>Ivan ORTOLA</b>	SPA	KTM	228.3	227.3	224.5	224.0	223.6	225.5	<b>228.3</b>
19 <b>Scott OGDEN</b>	GBR	HONDA	227.3	225.0	222.6	221.3	220.4	223.3	<b>227.3</b>
21 <b>Vicente PEREZ</b>	SPA	HONDA	226.8	226.4	224.5	223.6	223.6	225.0	<b>226.8</b>
31 <b>Adrian FERNANDEZ</b>	SPA	HONDA	226.8	226.8	224.0	223.6	223.6	225.0	<b>226.8</b>
57 <b>Danial SHAHRIL</b>	MAL	HONDA	226.8	225.9	225.0	224.5	222.6	225.0	<b>226.8</b>
82 <b>Stefano NEPA</b>	ITA	KTM	226.8	225.4	225.0	225.0	223.6	225.2	<b>226.8</b>
24 <b>Tatsuki SUZUKI</b>	JPN	HUSQVARNA	225.9	225.4	225.0	224.0	224.0	224.9	<b>225.9</b>
99 <b>Jose Antonio RUEDA</b>	SPA	KTM	225.9	224.5	223.1	222.2	222.2	223.4	<b>225.9</b>
95 <b>Collin VEIJER</b>	NED	HUSQVARNA	224.5	223.6	223.6	223.6	223.1	223.7	<b>224.5</b>
66 <b>Joel KELSO</b>	AUS	KTM	223.1	222.6	222.6	222.6	222.2	222.6	<b>223.1</b>

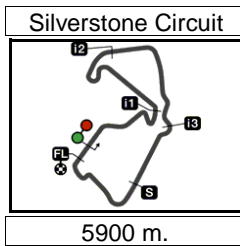
These data/results cannot be reproduced, stored and/or transmitted in whole or in part by any manner of electronic, mechanical, photocopying, recording, broadcasting or otherwise now known or herein after developed without the previous express consent by the copyright owner, except for reproduction in daily press and regular printed publications on sale to the public within 60 days of the event related to those data/results and always provided that copyright symbol appears together as follows below.

© DORNA, 2024

Official MotoGP Timing by TISSOT  
www.motogp.com



Silverstone, Saturday, August 03, 2024



Results and timing service provided by TISSOT

Moto3™

# MONSTER ENERGY BRITISH GRAND PRIX

## Practice Nr. 2

### Chronological Analysis of Performances

13

\* Lap / Sector time cancelled      T1 Time from finish line to 1st intermediate      T3 Time from 2nd intermed. to 3rd intermed.  
P Crossing the finish line in pit lane      T2 Time from 1st intermed. to 2nd intermed.      T4 Time from 3rd intermediate to finish line

Lap	Lap Time	T1	T2	T3	T4	Speed	Lap	Lap Time	T1	T2	T3	T4	Speed	
<b>1st</b>	<b>96</b>	<b>Daniel HOLGADO</b> Red Bull GASGAS Te SPA						9	2'10.093	29.202	32.981	25.440	42.470	230.2
		Runs=2	Total laps=8	Full laps=5	Valid laps=5									
1	2'43.096 *	28.959	34.046	26.307	42.721*	223.6								
2	2'11.207	29.239	33.452	25.906	42.610	227.3								
3	2'11.593	29.242	33.464	25.874	43.013	223.6								
4	2'11.385	29.242	33.427	25.847	42.869	220.8								
5	2'10.826	29.026	33.391	25.767	42.642	224.0								
6	2'28.058 P	29.833	35.361	26.648	56.216	216.8								
7	15'30.710 *	29.662	33.941	28.111	52.221*	225.0								
8	2'09.586	29.056	33.005	25.328	42.197	229.2								
<b>5th</b>	<b>82</b>	<b>Stefano NEPA</b> LEVELUP - MTA ITA												
		Runs=2	Total laps=10	Full laps=7	Valid laps=7									
1	2'59.559 *	29.948	35.427	27.396	43.030*	221.3								
2	2'11.571	29.318	33.498	25.887	42.868	223.6								
3	2'11.387	29.190	33.380	25.853	42.964	221.3								
4	2'11.016	29.142	33.425	25.776	42.673	221.3								
5	2'11.038	29.170	33.367	25.800	42.701	222.6								
6	2'10.924	29.226	33.447	25.674	42.577	225.0								
7	2'10.181	29.042	33.222	25.452	42.465	225.4								
8	2'24.232 P	30.262	33.956	26.958	53.056	210.5								
9	10'52.754 *	28.946	33.647	33.089	45.513*	226.8								
10	2'15.248	30.143	36.971	25.540	42.594	225.0								
<b>6th</b>	<b>48</b>	<b>Ivan ORTOLA</b> MT Helmets - MSI SPA												
		Runs=2	Total laps=9	Full laps=6	Valid laps=4									
1	3'25.465	28.640	33.900	26.331	42.972	222.2								
2	2'10.570	29.171	33.301	25.439	42.659	223.1								
3	2'10.528	28.979	33.302	25.519	42.728	223.6								
4	2'10.848	29.138	33.395	25.711	42.604	224.0								
5	2'11.478 *	29.368	33.550	25.789*	42.771	221.7								
6	2'11.193	29.308	33.536	25.752	42.597	223.1								
7	2'16.751 P	32.299	33.707	25.890	44.855	224.5								
8	13'18.016 *	27.133	33.346	25.851	42.073*	227.3								
9	2'09.274 *	28.869	32.852	25.356	42.197*	228.3								
<b>7th</b>	<b>18</b>	<b>Matteo BERTELLE</b> Kopron Rivacold Snip ITA												
		Runs=2	Total laps=8	Full laps=5	Valid laps=5									
1	2'49.645	32.945	35.776	27.080	44.017	215.5								
2	2'12.763	29.727	33.690	26.303	43.043	226.8								
3	2'12.210	29.961	33.693	25.881	42.675	226.8								
4	2'11.659	29.519	33.666	25.837	42.637	226.4								
5	2'11.434	29.465	33.564	25.669	42.736	230.7								
6	2'21.578 P	30.638	35.980	26.592	48.368	225.0								
7	15'24.798 *	30.244	33.873	27.529	49.295*	227.3								
8	2'10.570	29.236	33.191	25.816	42.327	226.8								
<b>8th</b>	<b>99</b>	<b>Jose Antonio RUED</b> Red Bull KTM Ajo SPA												
		Runs=2	Total laps=9	Full laps=6	Valid laps=5									
1	2'38.714	29.949	34.081	26.402	42.942	223.1								
2	2'11.214	29.213	33.425	26.085	42.491	224.5								
3	2'11.113 *	29.116	33.296	26.094*	42.607	222.2								
4	2'11.418	29.288	33.485	25.920	42.725	221.3								
5	2'11.282	29.153	33.535	25.930	42.664	222.2								
6	2'13.250	29.178	33.620	25.932	44.520	221.7								
7	2'16.424 P	29.275	34.132	26.356	46.661	221.7								

**Fastest Lap:** Daniel HOLGADO Red Bull GASGAS Te SPA 2'09.586 29.056 33.005 25.328 42.197

These data/results cannot be reproduced, stored and/or transmitted in whole or in part by any manner of electronic, mechanical, photocopying, recording, broadcasting or otherwise now known or herein after developed without the previous express consent by the copyright owner, except for reproduction in daily press and regular printed publications on sale to the public within 60 days of the event related to those data/results and always provided that copyright symbol appears together as follows below.  
© DORNA, 2024



# Practice Nr. 2

# Moto3

Lap	Lap Time	T1	T2	T3	T4	Speed	Lap	Lap Time	T1	T2	T3	T4	Speed
8	13'29.442 *	29.333	33.493	26.935	49.225*	225.9	6	2'10.906	29.456	33.397	25.570	42.483	230.2
9	2'10.603	29.463	33.200	25.614	42.326	222.2	7	2'16.412 P	29.544	34.573	26.863	45.432	226.8
<b>9th</b> <b>64</b>	<b>David MUÑOZ</b>	BOE Motorsports		SPA									
	Runs=2	Total laps=10	Full laps=7	Valid laps=6			8	13'02.673	27.278	34.128	26.964	43.838	220.8
1	2'26.733	28.248	34.898	26.634	43.392	224.0	9	2'11.172	29.179	33.163	25.945	42.885	230.2
2	2'12.683	29.377	33.960	26.197	43.149	224.0	<b>14th</b> <b>24</b>	<b>Tatsuki SUZUKI</b>	Liqui Moly Husqvarna		JPN		
3	2'12.173	29.403	33.590	25.951	43.229	223.6		Runs=3	Total laps=8	Full laps=4	Valid laps=2		
4	2'11.175	29.240	33.347	25.689	42.899	222.6	1	3'27.367 *	27.301	34.084	26.438	42.195*	225.4
5	2'12.017	29.422	33.289	25.838	43.468	226.4	2	2'11.279	29.215	33.510	25.920	42.634	225.0
6	2'11.061	29.167	33.315	25.896	42.683	225.4	3	2'11.319 *	29.251	33.432	26.048	42.588*	225.9
7	2'10.746	29.159	33.223	25.687	42.677	226.8	4	2'11.737 *	29.288	33.562	26.074	42.813	224.0
8	2'22.762 P	29.976	35.046	27.116	50.624	214.7	5	2'28.533 P	30.536	34.450	27.281*	56.266	220.4
9	11'54.347 *	29.619	34.310	26.152	42.265*	230.7	6	7'13.738 P	30.127	33.933	26.218	49.144	224.0
10	2'09.723 *	28.813	32.876	25.560	42.474*	224.5	7	9'26.083	26.617	34.313	26.925	43.635	220.4
<b>10th</b> <b>78</b>	<b>Joel ESTEBAN</b>	CFMOTO Valresa Asp		SPA									
	Runs=2	Total laps=8	Full laps=5	Valid laps=5		8	2'10.944	28.981	33.422	25.818	42.723	222.2	
1	2'49.532	28.405	34.155	26.677	43.402	217.3	<b>15th</b> <b>80</b>	<b>David ALONSO</b>	CFMOTO Valresa Asp		COL		
2	2'12.390	29.620	33.712	26.284	42.774	227.3		Runs=2	Total laps=11	Full laps=8	Valid laps=6		
3	2'12.315	29.864	33.468	25.960	43.023	226.8	1	2'26.424	29.642	35.013	26.559	43.256	224.5
4	2'11.833	29.396	33.681	26.062	42.694	226.8	2	2'12.850 *	29.497	34.080	26.123	43.150*	224.0
5	2'10.748	29.369	33.475	25.588	42.316	230.2	3	2'11.822	29.358	33.715	25.871	42.878	224.0
6	2'20.129 P	34.125	33.767	26.392	45.845	227.8	4	2'11.588	29.239	33.534	25.840	42.975	223.6
7	15'12.935	27.815	34.643	26.814	43.801	221.3	5	2'11.422	29.215	33.445	25.765	42.997	223.1
8	2'11.523	29.368	33.476	25.900	42.779	230.7	6	2'11.139	29.191	33.446	25.759	42.743	223.6
<b>11th</b> <b>22</b>	<b>David ALMANSA</b>	Kopron Rivacold Snip		SPA									
	Runs=2	Total laps=8	Full laps=5	Valid laps=5		7	2'10.950	29.154	33.373	25.603	42.820	223.6	
1	2'44.218 *	29.438	34.329	26.369	42.941*	228.8	8	2'11.021	29.060	33.349	25.761	42.851	223.6
2	2'12.462	29.642	33.657	26.173	42.990	226.4	9	2'19.513 P	29.163	33.446	25.857	51.047	223.6
3	2'12.357	29.570	33.578	26.090	43.119	225.9	10	9'46.550 *	27.914	33.682	25.960	42.112*	225.4
4	2'15.414	29.623	36.413	26.058	43.320	224.5	11	2'11.691 *	28.817	33.151	27.356	42.367*	229.7
5	2'12.641	30.004	33.670	26.315	42.652	227.8	<b>16th</b> <b>6</b>	<b>Ryusei YAMANAKA</b>	MT Helmets - MSI		JPN		
6	2'17.093 P	29.396	33.838	26.360	47.499	225.9		Runs=2	Total laps=9	Full laps=6	Valid laps=5		
7	15'31.205 *	29.167	34.590	33.040	47.534*	226.4	1	3'25.803	28.293	34.006	26.220	43.147	224.0
8	2'10.838	29.174	33.221	25.802	42.641	229.2	2	2'11.315	29.402	33.574	25.789	42.550	223.1
<b>12th</b> <b>95</b>	<b>Collin VEIJER</b>	Liqui Moly Husqvarna		NED									
	Runs=2	Total laps=9	Full laps=6	Valid laps=6		3	2'10.999	29.233	33.391	25.664	42.711	223.1	
1	4'13.518	29.271	34.540	26.475	43.249	222.6	4	2'11.164	29.052	33.377	25.844	42.891	223.1
2	2'11.309	29.327	33.405	25.866	42.711	222.2	5	2'11.301	29.185	33.566	25.811	42.739	221.7
3	2'11.125	29.169	33.390	25.807	42.759	223.6	6	2'11.307	29.338	33.438	25.731	42.800	222.2
4	2'10.885	29.240	33.302	25.645	42.698	223.6	7	2'12.905 P	29.405	33.472	25.539	44.489	220.4
5	2'10.983	29.208	33.309	25.630	42.836	223.1	8	13'18.747 *	27.417	33.635	25.972	42.231*	230.7
6	2'10.998	29.348	33.329	25.649	42.672	223.6	9	2'09.924 *	28.741	33.028	25.487	42.668*	223.1
7	2'23.808 P	31.742	34.710	26.355	51.001	222.2	<b>17th</b> <b>7</b>	<b>Filippo FARIOLI</b>	SIC58 Squadra Corse		ITA		
8	11'36.859	28.072	34.672	26.750	43.529	222.6		Runs=2	Total laps=8	Full laps=5	Valid laps=3		
9	2'13.759	29.414	33.706	25.850	44.789	224.5	1	2'43.566 *	29.226	34.220	26.586	42.847*	227.3
<b>13th</b> <b>10</b>	<b>Nicola CARRARO</b>	LEVELUP - MTA		ITA									
	Runs=2	Total laps=9	Full laps=6	Valid laps=6		2	2'12.861 *	29.443	33.715	26.352	43.351*	224.0	
1	2'49.917	28.586	34.184	26.367	43.362	227.8	3	2'12.848	29.652	33.668	26.288	43.240	225.9
2	2'12.883	29.736	33.594	26.325	43.228	227.3	4	2'17.272 *	29.582	33.967	29.190*	44.533*	224.5
3	2'11.585	29.448	33.608	25.741	42.788	229.2	5	2'11.306	29.432	33.404	25.701	42.769	232.7
4	2'14.511	30.006	35.408	26.029	43.068	227.3	6	2'20.889 P	31.630	35.497	26.478	47.284	226.8
5	2'11.575	29.321	33.544	25.975	42.735	225.9	7	15'24.819 *	30.219	33.765	26.958	48.671*	219.9
							8	2'11.353	29.504	33.569	25.804	42.476	227.8
<b>18th</b> <b>54</b>	<b>Riccardo ROSSI</b>	CIP Green Power		ITA									
	Runs=2	Total laps=8	Full laps=5	Valid laps=2		1	2'40.415 *	29.263	34.563	26.814	42.867*	230.2	
1	2'40.415 *	29.263	34.563	26.814	42.867*	230.2	2	2'16.682 *	29.781	33.934	30.136*	42.831*	229.2
2	2'16.682 *	29.781	33.934	30.136*	42.831*	229.2							

**Fastest Lap:** Daniel HOLGADO Red Bull GASGAS Te SPA 2'09.586 29.056 33.005 25.328 42.197

These data/results cannot be reproduced, stored and/or transmitted in whole or in part by any manner of electronic, mechanical, photocopying, recording, broadcasting or otherwise now known or herein after developed without the previous express consent by the copyright owner, except for reproduction in daily press and regular printed publications on sale to the public within 60 days of the event related to those data/results and always provided that copyright symbol appears together as follows below.  
© DORNA, 2024



## Practice Nr. 2

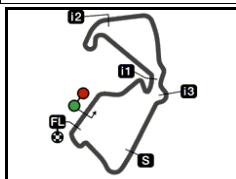
## Moto3

Lap	Lap Time	T1	T2	T3	T4	Speed	Lap	Lap Time	T1	T2	T3	T4	Speed
3	<b>2'11.845</b>	29.468	33.742	25.901	42.734	228.8	3	<b>2'12.752</b>	29.759	34.020	26.002	42.971	225.0
4	2'20.513 *	29.462	41.543	26.869	42.639*	224.5	4	<b>2'12.795</b>	29.477	33.857	26.186	43.275	219.5
5	<b>2'11.309</b>	29.379	33.424	25.757	42.749	228.3	5	<b>2'17.098</b>	29.660	33.904	28.475	45.059	205.7
6	2'19.856 P	29.867	33.851	26.846	49.292	216.8	6	2'15.754 *	29.647	35.176	26.373	44.558*	217.7
7	15'53.433 *	31.597	34.264	26.206	42.155*	226.8	7	2'22.372 P	31.405	36.460	27.671	46.836	202.2
8	2'10.431 *	28.979	33.355	25.730	42.367*	225.4	8	13'07.249 *	29.959	35.571	26.803	51.349*	170.3
9							9	2'14.446 *	30.280	34.698	26.284*	43.184	228.3
<b>19th</b>	<b>85</b>	<b>Xabi ZURUTUZA</b> Red Bull KTM Ajo SPA					<b>24th</b> <b>57</b> <b>Danial SHAHRIL</b> SIC58 Squadra Corse MAL						
		Runs=2	Total laps=9	Full laps=6	Valid laps=4	Runs=2	Total laps=8	Full laps=5	Valid laps=3				
1	2'39.370 *	30.266	34.244	27.521	44.015*	219.5	1	2'39.920 *	30.686	35.613	27.836	45.484*	196.7
2	2'15.368 *	30.149	34.437	26.929	43.853*	218.1	2	<b>2'14.498</b>	30.137	34.334	26.625	43.402	222.6
3	<b>2'12.873</b>	29.577	33.683	26.160	43.453	224.5	3	<b>2'13.291</b>	29.764	33.961	26.209	43.357	225.0
4	2'16.763 *	30.387	35.488	26.948	43.940*	215.5	4	2'17.943 *	30.021	35.564	29.051*	43.307*	225.9
5	<b>2'13.137</b>	29.951	33.632	26.290	43.264	224.5	5	2'16.888 *	30.217	34.054	26.154	46.463*	224.5
6	<b>2'12.810</b>	29.456	33.600	25.879	43.875	223.1	6	2'19.546 P	30.455	34.661	28.242	46.188	221.7
7	2'16.293 P	30.801	34.060	26.374	45.058	219.0	7	15'20.731 *	30.939	35.152	26.791	52.408*	186.2
8	13'15.951 *	29.328	33.678	29.477	48.901*	229.2	8	<b>2'13.855</b>	30.048	34.153	26.069	43.585	226.8
9	<b>2'11.384</b>	29.517	33.489	25.754	42.624	225.4							
<b>20th</b>	<b>21</b>	<b>Vicente PEREZ</b> Fibre Tec Honda - ML SPA					<b>25th</b> <b>55</b> <b>Noah DETTWILER</b> CIP Green Power SWI						
		Runs=2	Total laps=8	Full laps=5	Valid laps=4	Runs=2	Total laps=9	Full laps=5	Valid laps=4				
1	2'39.506	29.451	34.225	26.669	43.505	226.8	1	2'42.137 *	28.810	34.540	26.987	43.850*	222.6
2	<b>2'13.810</b>	29.911	34.006	26.552	43.341	221.7	2	<b>2'14.858</b>	30.500	34.452	26.391	43.515	221.7
3	<b>2'16.668</b>	31.814	34.594	27.255	43.005	224.5	3	<b>2'13.697</b>	30.007	33.764	26.505	43.421	226.4
4	2'14.582 *	29.716	33.855	26.922	44.089*	217.3	4	<b>2'13.621</b>	29.796	33.810	26.550	43.465	221.7
5	<b>2'12.806</b>	29.674	33.773	26.097	43.262	221.3	5	<b>2'13.809</b>	30.322	33.847	26.258	43.382	227.8
6	2'19.993 P	30.159	35.485*	27.465	46.884	223.6	6	2'13.511 *	29.746	33.720*	26.357	43.688	220.4
7	15'25.718 *	31.762	33.865	26.947	49.222*	226.4	7	2'15.341 P	29.906	33.816	26.434	45.185	222.6
8	<b>2'11.469</b>	29.413	33.648	25.713	42.695	223.6	8	13'15.511 *	31.805	34.269	26.573	47.059*	226.8
9							9	4'03.125 P	30.121	33.727	26.215	2'33.062	230.7
<b>21st</b>	<b>19</b>	<b>Scott OGDEN</b> Fibre Tec Honda - ML GBR											
		Runs=2	Total laps=8	Full laps=5	Valid laps=4								
1	2'40.055 *	29.881	34.785	26.587	42.843*	225.0							
2	2'19.585 *	29.729	33.852	31.622*	44.382	219.9							
3	<b>2'12.194</b>	29.339	33.766	26.025	43.064	221.3							
4	<b>2'11.898</b>	29.263	33.635	25.934	43.066	220.4							
5	<b>2'11.617</b>	29.303	33.679	25.853	42.782	222.6							
6	2'22.952 P	33.342	34.135	25.850	49.625	215.1							
7	15'23.685	30.045	33.947	26.398	47.724	217.3							
8	<b>2'12.885</b>	30.040	34.066	25.980	42.799	227.3							
<b>22nd</b>	<b>31</b>	<b>Adrian FERNANDEZ</b> Leopard Racing SPA											
		Runs=2	Total laps=9	Full laps=6	Valid laps=4								
1	2'49.097	29.665	34.372	26.605	43.104	223.6							
2	<b>2'12.960</b>	29.759	33.827	26.315	43.059	222.6							
3	2'14.135 *	30.749	34.332	26.025	43.029*	224.0							
4	<b>2'12.288</b>	29.496	33.807	26.130	42.855	222.6							
5	<b>2'12.200</b>	29.423	33.751	25.975	43.051	222.2							
6	<b>2'12.052</b>	29.717	33.607	25.904	42.824	223.6							
7	2'19.275 P	29.417	33.684	26.645	49.529	220.4							
8	13'13.888 *	31.167	34.813	30.350	49.783*	226.8							
9	2'10.918 *	29.283	33.346	25.639	42.650*	226.8							
<b>23rd</b>	<b>5</b>	<b>Tatchakorn BUASRI</b> Honda Team Asia THA											
		Runs=2	Total laps=9	Full laps=6	Valid laps=3								
1	2'39.833	30.099	34.340	26.956	44.678	217.7							
2	2'13.696 *	29.793	34.075	26.543	43.285*	224.5							

**Fastest Lap:** Daniel HOLGADO Red Bull GASGAS Te SPA **2'09.586** 29.056 33.005 25.328 42.197

These data/results cannot be reproduced, stored and/or transmitted in whole or in part by any manner of electronic, mechanical, photocopying, recording, broadcasting or otherwise now known or herein after developed without the previous express consent by the copyright owner, except for reproduction in daily press and regular printed publications on sale to the public within 60 days of the event related to those data/results and always provided that copyright symbol appears together as follows below.  
© DORNA, 2024

Silverstone Circuit



5900 m.

Results and timing service provided by TISSOT

## MONSTER ENERGY BRITISH GRAND PRIX

## Practice Nr. 2

## Best Partial Times

Moto3™

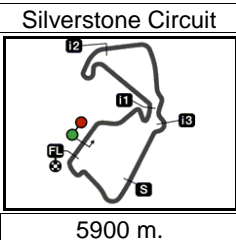
IT Ideal Lap Time, sum of the best partial times

BT Best Lap Time

T1		T2		T3		T4				IT	BT	
Pos	Rider	Time	Rider	Time	Rider	Time	Rider	Time	Pos	Rider	IT	BT
1R.	YAMANAKA	28.741	I.ORTOLA	32.852	D.HOLGADO	25.328	A.PIQUERAS	41.977	1	D.HOLGADO	2'09.556	2'09.586 (1)
2D.	MUÑOZ	28.813	D.MUÑOZ	32.876	I.ORTOLA	25.356	D.HOLGADO	42.197	2	I.ORTOLA	2'09.674	2'10.528 (6)
3D.	ALONSO	28.817	J.ROULSTONE	32.981	J.ROULSTONE	25.440	J.ESTEBAN	42.316	3	R.YAMANAKA	2'09.806	2'10.999 (16)
4I.	ORTOLA	28.869	D.HOLGADO	33.005	S.NEPA	25.452	J.RUEDA	42.326	4	D.MUÑOZ	2'09.926	2'10.746 (9)
5J.	KELSO	28.925	R.YAMANAKA	33.028	R.YAMANAKA	25.487	M.BERTELLE	42.327	5	A.PIQUERAS	2'10.026	2'10.026 (2)
6R.	ROSSI	28.979	J.KELSO	33.053	J.KELSO	25.541	S.NEPA	42.465	6	J.KELSO	2'10.040	2'10.040 (3)
7T.	SUZUKI	28.981	D.ALONSO	33.151	A.PIQUERAS	25.553	J.ROULSTONE	42.470	7	J.ROULSTONE	2'10.093	2'10.093 (4)
8D.	HOLGADO	29.026	N.CARRARO	33.163	D.MUÑOZ	25.560	F.FARIOLI	42.476	8	S.NEPA	2'10.181	2'10.181 (5)
9S.	NEPA	29.042	M.BERTELLE	33.191	N.CARRARO	25.570	N.CARRARO	42.483	9	J.RUEDA	2'10.256	2'10.603 (8)
10J.	RUEDA	29.116	J.RUEDA	33.200	J.ESTEBAN	25.588	J.KELSO	42.521	10	D.ALONSO	2'10.314	2'10.950 (15)
11C.	VEIJER	29.169	A.PIQUERAS	33.220	D.ALONSO	25.603	R.YAMANAKA	42.550	11	N.CARRARO	2'10.395	2'10.906 (13)
12D.	ALMANSA	29.174	D.ALMANSA	33.221	J.RUEDA	25.614	I.ORTOLA	42.597	12	M.BERTELLE	2'10.423	2'10.570 (7)
13N.	CARRARO	29.179	S.NEPA	33.222	C.VEIJER	25.630	X.ZURUTUZA	42.624	13	J.ESTEBAN	2'10.740	2'10.748 (10)
14J.	ROULSTONE	29.202	C.VEIJER	33.302	A.FERNANDEZ	25.639	T.SUZUKI	42.634	14	C.VEIJER	2'10.773	2'10.885 (12)
15M.	BERTELLE	29.236	A.FERNANDEZ	33.346	M.BERTELLE	25.669	D.ALMANSA	42.641	15	R.ROSSI	2'10.798	2'11.309 (18)
16S.	OGDEN	29.263	R.ROSSI	33.355	F.FARIOLI	25.701	C.VEIJER	42.672	16	D.ALMANSA	2'10.838	2'10.838 (11)
17A.	PIQUERAS	29.276	F.FARIOLI	33.404	V.PEREZ	25.713	D.MUÑOZ	42.677	17	T.SUZUKI	2'10.855	2'10.944 (14)
18A.	FERNANDEZ	29.283	T.SUZUKI	33.422	R.ROSSI	25.730	V.PEREZ	42.695	18	F.FARIOLI	2'11.013	2'11.306 (17)
19J.	ESTEBAN	29.368	J.ESTEBAN	33.468	X.ZURUTUZA	25.754	R.ROSSI	42.734	19	A.FERNANDEZ	2'11.092	2'12.052 (22)
20V.	PEREZ	29.413	X.ZURUTUZA	33.489	D.ALMANSA	25.802	D.ALONSO	42.743	20	X.ZURUTUZA	2'11.323	2'11.384 (19)
21F.	FARIOLI	29.432	S.OGDEN	33.635	T.SUZUKI	25.818	S.OGDEN	42.782	21	V.PEREZ	2'11.469	2'11.469 (20)
22X.	ZURUTUZA	29.456	V.PEREZ	33.648	S.OGDEN	25.850	A.FERNANDEZ	42.824	22	S.OGDEN	2'11.530	2'11.617 (21)
23T.	BUASRI	29.477	N.DETTWILER	33.727	T.BUASRI	26.002	T.BUASRI	42.971	23	T.BUASRI	2'12.307	2'12.752 (23)
24N.	DETTWILER	29.746	T.BUASRI	33.857	D.SHAHRIL	26.069	D.SHAHRIL	43.357	24	N.DETTWILER	2'13.070	2'13.621 (25)

These data/results cannot be reproduced, stored and/or transmitted in whole or in part by any manner of electronic, mechanical, photocopying, recording, broadcasting or otherwise now known or herein after developed without the previous express consent by the copyright owner, except for reproduction in daily press and regular printed publications on sale to the public within 60 days of the event related to those data/results and always provided that copyright symbol appears together as follows below.  
© DORNA, 2024

Official MotoGP Timing by TISSOT  
www.motogp.com



Results and timing service provided by **TISSOT**

# MONSTER ENERGY BRITISH GRAND PRIX

## Practice Nr. 2

### Best Partial Times

**Moto3™**

*IT* Ideal Lap Time, sum of the best partial times

*BT* Best Lap Time

		<b>T1</b>		<b>T2</b>		<b>T3</b>		<b>T4</b>				
<i>Pos</i>	<i>Rider</i>	<i>Time</i>	<i>Rider</i>	<i>Time</i>	<i>Rider</i>	<i>Time</i>	<i>Rider</i>	<i>Time</i>	<i>Pos</i>	<i>Rider</i>	<i>IT</i>	<i>BT</i>
25	D.SHAHRIL	29.764	D.SHAHRIL	33.961	N.DETTWILER	26.215	N.DETTWILER	43.382	25	D.SHAHRIL	2'13.151	2'13.291 (24)


These data/results cannot be reproduced, stored and/or transmitted in whole or in part by any manner of electronic, mechanical, photocopying, recording, broadcasting or otherwise now known or herein after developed without the previous express consent by the copyright owner, except for reproduction in daily press and regular printed publications on sale to the public within 60 days of the event related to those data/results and always provided that copyright symbol appears together as follows below.  
© DORNA, 2024

Official MotoGP Timing by **TISSOT**  
www.motogp.com

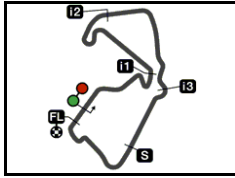




Silverstone Circuit

Results and timing service provided by 

Moto3™




5900 m.

## MONSTER ENERGY BRITISH GRAND PRIX

## Practice Nr. 2

## Fastest Laps Sequence

<i>Practice Time</i>	 <i>Rider</i>	<i>Nation</i>	<i>Motorcycle</i>	<i>Time</i>	<i>Km/h</i>	<i>Rider's Lap</i>
4'39.416	64 David MUÑOZ	SPA	KTM	2'12.683	160.0	2
4'49.928	99 Jose Antonio RUEDA	SPA	KTM	2'11.214	161.8	2
4'54.303	96 Daniel HOLGADO	SPA	GASGAS	2'11.207	161.8	2
5'36.035	48 Ivan ORTOLA	SPA	KTM	2'10.570	162.6	2
7'46.563	48 Ivan ORTOLA	SPA	KTM	2'10.528	162.7	3
16'05.676	82 Stefano NEPA	ITA	KTM	2'10.181	163.1	7
29'31.553	66 Joel KELSO	AUS	KTM	2'10.040	163.3	9
31'35.044	36 Angel PIQUERAS	SPA	HONDA	2'10.026	163.3	9
31'36.461	96 Daniel HOLGADO	SPA	GASGAS	2'09.586	163.9	8

These data/results cannot be reproduced, stored and/or transmitted in whole or in part by any manner of electronic, mechanical, photocopying, recording, broadcasting or otherwise now known or herein after developed without the previous express consent by the copyright owner, except for reproduction in daily press and regular printed publications on sale to the public within 60 days of the event related to those data/results and always provided that copyright symbol appears together as follows below.

© DORNA, 2024

Official MotoGP Timing by TISSOT  
www.motogp.com



Silverstone, Saturday, August 03, 2024