

4348 m.

MOTORRAD GRAND PRIX VON ÖSTERREICH

Practice

Classification

6

	Rider	Nation	Team	Motorcycle	Time	Lap	Total	Gap	Top Speed
1	1 Francesco BAGNAIA	ITA	Ducati Lenovo Team	DUCATI	1'28.508	21	22		310.3
2	21 Franco MORBIDELLI	ITA	Prima Pramac Racing	DUCATI	1'28.789	21	23	0.281 0.281	310.3
3	89 Jorge MARTIN	SPA	Prima Pramac Racing	DUCATI	1'28.827	25	27	0.319 0.038	310.3
4	93 Marc MARQUEZ	SPA	Gresini Racing MotoGP	DUCATI	1'28.858	25	26	0.350 0.031	309.0
5	33 Brad BINDER	RSA	Red Bull KTM Factory Racing	KTM	1'28.969	25	25	0.461 0.111	314.4
6	73 Alex MARQUEZ	SPA	Gresini Racing MotoGP	DUCATI	1'29.056	26	27	0.548 0.087	307.6
7	41 Aleix ESPARGARO	SPA	Aprilia Racing	APRILIA	1'29.107	16	20	0.599 0.051	311.6
8	12 Maverick VIÑALES	SPA	Aprilia Racing	APRILIA	1'29.117	21	22	0.609 0.010	309.0
9	72 Marco BEZZECCHI	ITA	Pertamina Enduro VR46 Racing Te	DUCATI	1'29.233	19	24	0.725 0.116	309.0
10	23 Enea BASTIANINI	ITA	Ducati Lenovo Team	DUCATI	1'29.281	21	24	0.773 0.048	311.6
11	31 Pedro ACOSTA	SPA	Red Bull GASGAS Tech3	KTM	1'29.308	16	21	0.800 0.027	314.4
12	43 Jack MILLER	AUS	Red Bull KTM Factory Racing	KTM	1'29.329	27	28	0.821 0.021	311.6
13	20 Fabio QUARTARARO	FRA	Monster Energy Yamaha MotoGP	YAMAHA	1'29.380	24	26	0.872 0.051	307.6
14	5 Johann ZARCO	FRA	CASTROL Honda LCR	HONDA	1'29.606	26	26	1.098 0.226	310.3
15	37 Augusto FERNANDEZ	SPA	Red Bull GASGAS Tech3	KTM	1'29.762	24	24	1.254 0.156	310.3
16	10 Luca MARINI	ITA	Repsol Honda Team	HONDA	1'29.809	26	27	1.301 0.047	307.6
17	42 Alex RINS	SPA	Monster Energy Yamaha MotoGP	YAMAHA	1'29.822	17	22	1.314 0.013	311.6
18	88 Miguel OLIVEIRA	POR	Trackhouse Racing	APRILIA	1'29.881	23	23	1.373 0.059	313.0
19	25 Raul FERNANDEZ	SPA	Trackhouse Racing	APRILIA	1'29.952	26	26	1.444 0.071	309.0
20	49 Fabio DI GIANNANTONIO	ITA	Pertamina Enduro VR46 Racing Te	DUCATI	1'30.058	6	8	1.550 0.106	305.0
21	44 Pol ESPARGARO	SPA	Red Bull KTM Factory Racing	KTM	1'30.183	10	12	1.675 0.125	311.6
22	30 Takaaki NAKAGAMI	JPN	IDEMITSU Honda LCR	HONDA	1'30.421	23	23	1.913 0.238	306.3
23	32 Lorenzo SAVADORI	ITA	Aprilia Racing	APRILIA	1'30.545	18	23	2.037 0.124	311.6
24	36 Joan MIR	SPA	Repsol Honda Team	HONDA	1'30.657	14	23	2.149 0.112	310.3
25	6 Stefan BRADL	GER	HRC Test Team	HONDA	1'30.895	13	21	2.387 0.238	311.6

Practice condition: Dry

Air: 32°

Humidity: 39%

Ground: 37°

Fastest Lap:	Lap: 21	Francesco BAGNAIA	1'28.508	176.8 Km/h
Best Race Lap:	2023	Francesco BAGNAIA	1'29.840	174.2 Km/h
All-Time Lap Record:	2024	Francesco BAGNAIA	1'28.508	176.8 Km/h

The results are provisional until the end of the limit for protest and appeals.

Time limit for protest expires 60' after publication of the results - Time:

These data/results cannot be reproduced, stored and/or transmitted in whole or in part by any manner of electronic, mechanical, photocopying, recording, broadcasting or otherwise now known or herein after developed without the previous express consent by the copyright owner, except for reproduction in daily press and regular printed publications on sale to the public within 60 days of the event related to those data/results and always provided that copyright symbol appears together as follows below.

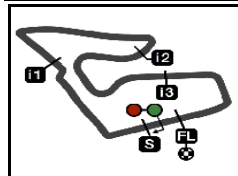
© DORNA, 2024

Official MotoGP Timing by TISSOT

www.motogp.com

Spielberg, Friday, August 16, 2024





4348 m.

MOTORRAD GRAND PRIX VON ÖSTERREICH

Practice

Top Speed & Average

8



Rider	Nation	Motorcycle	Top 5 speeds					Average	Top
31 Pedro ACOSTA	SPA	KTM	314.4	313.0	311.6	311.6	311.6	312.4	314.4
33 Brad BINDER	RSA	KTM	314.4	314.4	313.0	313.0	311.6	313.0	314.4
88 Miguel OLIVEIRA	POR	APRILIA	313.0	311.6	310.3	310.3	310.3	311.1	313.0
6 Stefan BRADL	GER	HONDA	311.6	311.6	307.6	306.3	306.3	307.8	311.6
23 Enea BASTIANINI	ITA	DUCATI	309.0	309.0	309.0	309.0	309.0	309.0	311.6
32 Lorenzo SAVADORI	ITA	APRILIA	311.6	309.0	309.0	307.6	307.6	308.7	311.6
41 Aleix ESPARGARO	SPA	APRILIA	311.6	311.6	311.6	309.0	309.0	310.6	311.6
42 Alex RINS	SPA	YAMAHA	311.6	311.6	311.6	310.3	310.3	311.0	311.6
43 Jack MILLER	AUS	KTM	311.6	311.6	311.6	311.6	311.6	311.6	311.6
44 Poi ESPARGARO	SPA	KTM	311.6	310.3	310.3	310.3	310.3	310.5	311.6
1 Francesco BAGNAIA	ITA	DUCATI	310.3	309.0	309.0	309.0	309.0	309.2	310.3
5 Johann ZARCO	FRA	HONDA	310.3	310.3	310.3	309.0	307.6	308.5	310.3
21 Franco MORBIDELLI	ITA	DUCATI	310.3	309.0	309.0	309.0	309.0	309.2	310.3
36 Joan MIR	SPA	HONDA	310.3	309.0	309.0	307.6	307.6	308.4	310.3
37 Augusto FERNANDEZ	SPA	KTM	310.3	310.3	309.0	309.0	309.0	309.5	310.3
89 Jorge MARTIN	SPA	DUCATI	310.3	310.3	309.0	309.0	309.0	309.4	310.3
12 Maverick VIÑALES	SPA	APRILIA	309.0	309.0	306.3	306.3	305.0	306.5	309.0
25 Raul FERNANDEZ	SPA	APRILIA	309.0	307.6	307.6	307.6	306.3	307.4	309.0
72 Marco BEZZECCHI	ITA	DUCATI	309.0	309.0	309.0	309.0	307.6	308.5	309.0
93 Marc MARQUEZ	SPA	DUCATI	309.0	307.6	306.3	306.3	305.0	306.2	309.0
10 Luca MARINI	ITA	HONDA	307.6	307.6	306.3	306.3	306.3	306.8	307.6
20 Fabio QUARTARARO	FRA	YAMAHA	307.6	307.6	306.3	306.3	306.3	306.8	307.6
73 Alex MARQUEZ	SPA	DUCATI	307.6	307.6	306.3	305.0	303.7	305.7	307.6
30 Takaaki NAKAGAMI	JPN	HONDA	306.3	306.3	306.3	306.3	306.3	306.3	306.3
49 Fabio DI GIANNANTONIO	ITA	DUCATI	305.0	303.7	303.7	302.5	302.5	303.5	305.0

These data/results cannot be reproduced, stored and/or transmitted in whole or in part by any manner of electronic, mechanical, photocopying, recording, broadcasting or otherwise now known or herein after developed without the previous express consent by the copyright owner, except for reproduction in daily press and regular printed publications on sale to the public within 60 days of the event related to those data/results and always provided that copyright symbol appears together as follows below.

© DORNA, 2024

Official MotoGP Timing by TISSOT
www.motogp.com



Spielberg, Friday, August 16, 2024

Practice

MotoGP

Lap	Lap Time	T1	T2	T3	T4	Speed	Lap	Lap Time	T1	T2	T3	T4	Speed			
10	1'32.925	24.663	26.195	25.287	16.780	303.7	20	1'30.479 *	24.829*	25.434	23.804	16.412	303.7			
11	1'33.094	25.010	27.330	24.019	16.735	307.6	21	1'28.942	24.226	24.886	23.285	16.545	306.3			
12	1'29.014 P	24.716	25.375	23.820*	15.103	307.6	22	1'38.990 P	31.547	27.784	24.998	14.661	305.0			
Run # 3	Front Tyre	Slick-Hard	Rear Tyre	Slick-Medium												
		New Tyre		New Tyre												
13	7'58.130	31.821	31.908	24.523	16.514		23	3'57.826	30.181	26.092	24.201	16.570				
14	1'29.902 *	24.816*	25.103	23.539	16.444	310.3	24	1'28.916	24.354	24.905	23.361	16.296	306.3			
15	1'29.497 *	24.629	24.919	23.480	16.469*	309.0	25	1'28.858	24.371	24.791	23.362	16.334	307.6			
16	1'31.040	25.680	25.282	23.683	16.395	307.6	26	1'57.939 *	39.360*	35.575	25.463	17.541	309.0			
17	1'29.836	24.538	24.907	23.582	16.809	307.6	5th 33 Brad BINDER						KTM	RSA		
18	1'29.763	24.523	25.070	23.700	16.470	306.3	Red Bull KTM Factory Racing									
19	1'31.110 P	24.508	26.025	25.416	15.161	306.3	Runs=5 Total laps=25 Full laps=16 Valid laps=10									
Run # 4	Front Tyre	Slick-Medium	Rear Tyre	Slick-Soft												
		New Tyre		New Tyre												
20	7'47.950	29.379	25.439	24.028	16.364		Run # 1	Front Tyre	Slick-Medium	Rear Tyre	Slick-Soft					
21	1'28.917	24.361	24.880	23.437	16.239	309.0			New Tyre		New Tyre					
22	1'28.966	24.258	24.799	23.443	16.466	309.0	1	1'54.670	34.029	28.240	25.110	17.519				
23	1'35.019 P	27.296*	27.670	24.508*	15.545	310.3	2	1'41.348 P	30.897	26.722	28.714	15.015	314.4			
Run # 5	Front Tyre	Slick-Medium	Rear Tyre	Slick-Soft												
		4 Laps at start		New Tyre												
24	3'59.765	29.821	25.335	23.967	16.383		Run # 2	Front Tyre	Slick-Medium	Rear Tyre	Slick-Soft					
25	1'28.827	24.333	24.906	23.332	16.256	307.6			2 Laps at start		2 Laps at start					
26	1'33.638 *	27.507	25.622	24.113*	16.396	309.0	3	7'38.523	34.532	27.629	24.880	22.696				
27	1'39.052 *	25.173*	28.488	27.543	17.848	307.6	4	1'30.434	25.119	25.132	23.704	16.479	314.4			
4th 93 Marc MARQUEZ							DUCATI		SPA							
Gresini Racing MotoGP																
Runs=5 Total laps=26 Full laps=17 Valid laps=13																
Run # 1	Front Tyre	Slick-Medium	Rear Tyre	Slick-Medium												
		New Tyre		New Tyre												
1	1'42.908	30.614	27.168	25.035	17.042		5	1'29.905	24.665	25.040	23.660	16.540	313.0			
2	1'31.172	25.124	25.345	24.068	16.635	300.0	6	1'29.993	24.561	25.198	23.749	16.485	307.6			
3	1'30.360	24.757	25.271	23.726	16.606	302.5	7	1'35.776 *	25.808*	29.437	23.789	16.742	307.6			
4	1'29.855	24.662	25.076	23.606	16.511	301.2	8	1'30.235	24.651	25.205	23.698	16.681	310.3			
5	1'29.872	24.646	25.016	23.531	16.679	302.5	9	1'33.231 P	27.454	25.914	24.409	15.454	307.6			
6	1'29.508	24.566	25.011	23.507	16.424	302.5	Run # 3	Front Tyre	Slick-Medium	Rear Tyre	Slick-Soft					
7	1'34.188 P	26.453	27.748	24.992	14.995	303.7			9 Laps at start		9 Laps at start					
Run # 2	Front Tyre	Slick-Medium	Rear Tyre	Slick-Medium												
		7 Laps at start		7 Laps at start												
8	8'03.375	31.593	26.754	25.228	17.370		10	7'56.724	32.254	26.146	24.443	16.991				
9	1'34.036	25.437	26.860	24.899	16.840	305.0	11	1'30.766 *	24.825	25.226	24.025	16.690*	310.3			
10	1'30.772	24.813	25.225	24.078	16.656	303.7	12	1'30.712 *	24.708	25.244	23.926	16.834*	310.3			
11	1'30.135	24.682	25.175	23.696	16.582	302.5	13	1'30.310	24.694	25.205	23.869	16.542	310.3			
12	1'32.263 *	25.271*	26.151	24.254	16.587	305.0	14	1'30.418 *	24.664*	25.251	23.847	16.656	309.0			
13	1'34.755 *	24.584	27.963	25.519*	16.689	302.5	15	1'32.320	26.104	25.519	24.002	16.695	305.0			
14	1'48.388 P	24.497	39.327	29.692	14.872	303.7	16	1'30.741	24.613	25.368	24.012	16.748	310.3			
Run # 3	Front Tyre	Slick-Medium	Rear Tyre	Slick-Soft												
		14 Laps at start		New Tyre												
15	6'35.786	31.434	26.459	25.146	16.720		17	1'34.190 P	28.151	26.263	24.716	15.060	306.3			
16	1'31.218	24.801	25.444	24.239	16.734	305.0	Run # 4	Front Tyre	Slick-Medium	Rear Tyre	Slick-Soft					
17	1'29.485	24.572	24.947	23.494	16.472	303.7			New Tyre		New Tyre					
18	1'38.302 P	26.509*	28.669	27.832*	15.292	301.2	18	8'20.860 *	32.402	26.227	24.499*	16.724				
Run # 4	Front Tyre	Slick-Medium	Rear Tyre	Slick-Soft												
		New Tyre		New Tyre												
19	7'50.172	30.359	26.285	24.828	16.912		19	1'32.933 *	26.319*	25.639	23.962	17.013	310.3			
Fastest Lap: Francesco BAGNAIA							Ducati Lenovo Team		ITA		1'28.508		24.214	24.754	23.389	16.151

These data/results cannot be reproduced, stored and/or transmitted in whole or in part by any manner of electronic, mechanical, photocopying, recording, broadcasting or otherwise now known or herein after developed without the previous express consent by the copyright owner, except for reproduction in daily press and regular printed publications on sale to the public within 60 days of the event related to those data/results and always provided that copyright symbol appears together as follows below.
© DORNA, 2024



Practice

MotoGP

Lap	Lap Time	T1	T2	T3	T4	Speed	Lap	Lap Time	T1	T2	T3	T4	Speed					
4	1'30.092	24.753	25.226	23.637	16.476	303.7	16	1'30.346 *	24.605	25.337	23.881	16.523*	306.3					
5	1'31.392	24.916	25.618	24.183	16.675	303.7	17	1'32.455	24.593	26.969	24.258	16.635	305.0					
6	1'29.928	24.602	25.047	23.722	16.557	302.5	18	1'28.787 P	24.624	25.150	23.865	15.148	307.6					
7	1'31.137 P	26.424	25.590	24.424	14.699	305.0	Run # 4 Front Tyre Slick-Medium Rear Tyre Slick-Soft											
Run # 2 Front Tyre Slick-Hard Rear Tyre Slick-Medium						New Tyre New Tyre												
7 Laps at start						7 Laps at start												
8	7'42.583 *	30.385	25.727	24.421*	16.906		19	6'27.916	31.593	25.888	24.442	16.599						
9	1'30.385	24.872	25.222	23.876	16.415	300.0	20	1'34.810 *	26.273*	28.170	23.938	16.429	309.0					
10	1'30.521	24.755	25.372	23.821	16.573	302.5	21	1'29.281	24.426	24.915	23.578	16.362	309.0					
11	1'32.734	24.871	25.324	23.786	18.753	305.0	22	1'30.058 P	25.812*	25.855	24.169	14.222	307.6					
unfinished						301.2	Run # 5 Front Tyre Slick-Medium Rear Tyre Slick-Soft											
Run # 3 Front Tyre Slick-Medium Rear Tyre Slick-Soft						4 Laps at start New Tyre												
14 Laps at start						New Tyre												
12	1'39.541 *	31.065*	27.127	24.631	16.718		23	2'42.173	30.750	25.191	24.036	16.438						
13	1'32.001 *	24.881	26.589*	24.086	16.445	305.0	24	1'31.485 *	25.356*	25.397	24.387	16.345	309.0					
14	1'30.563	24.824	25.171	23.814	16.754	302.5	11th 31 Pedro ACOSTA KTM SPA											
15	1'30.257	24.729	25.122	23.756	16.650	302.5	Red Bull GASGAS Tech3											
16	1'31.571 P	26.383	26.114	24.444	14.630	302.5	Runs=5 Total laps=21 Full laps=14 Valid laps=11											
Run # 4 Front Tyre Slick-Medium Rear Tyre Slick-Soft						Run # 1 Front Tyre Slick-Medium Rear Tyre Slick-Soft												
New Tyre New Tyre						New Tyre New Tyre												
17	6'17.804	30.102	25.875	23.957	16.531		1	2'05.455	30.931	26.221	24.717	17.177						
18	1'29.398	24.592	24.959	23.524	16.323	307.6	2	1'31.491	25.179	25.374	23.881	17.057	309.0					
19	1'29.233	24.495	24.843	23.577	16.318	309.0	3	1'30.500	24.836	25.390	23.804	16.470	310.3					
20	1'32.963 P	25.886	28.955	24.059	14.063	307.6	4	1'31.324	24.657	25.456	23.888	17.323	310.3					
Run # 5 Front Tyre Slick-Medium Rear Tyre Slick-Soft						Run # 2 Front Tyre Slick-Hard Rear Tyre Slick-Soft												
4 Laps at start						New Tyre 10 Laps at start												
21	3'28.669	30.007	25.674	24.060	16.690		unfinished	30.885	26.366	24.450								
22	1'31.938	24.603	27.160	23.691	16.484	309.0	Run # 3 Front Tyre Slick-Medium Rear Tyre Slick-Medium											
23	1'34.192 *	25.855*	27.903	23.884	16.550	309.0	10 Laps at start New Tyre											
24	1'30.988 *	25.267*	25.216	23.808	16.697	309.0	11	1'39.045 *	30.657	27.459	24.230	16.699*						
10th 23 Enea BASTIANINI DUCATI ITA						12						1'30.259 *	24.584	25.178	23.818	16.679*	306.3	
Ducati Lenovo Team						13						1'27.496 P	24.536	25.242	23.819*	13.899	306.3	
Runs=5 Total laps=24 Full laps=15 Valid laps=8						Run # 4 Front Tyre Slick-Medium Rear Tyre Slick-Soft												
Run # 1 Front Tyre Slick-Medium Rear Tyre Slick-Medium						New Tyre New Tyre												
5 Laps at start						New Tyre New Tyre												
1	2'10.903	31.597	26.700	24.682	16.917		14	6'30.491	28.800	26.607	24.230	16.502						
2	1'31.425	24.925	25.573	24.296	16.631	301.2	15	1'29.560	24.446	24.960	23.675	16.479	310.3					
3	1'30.057	24.690	25.093	23.802	16.472	306.3	16	1'29.308	24.261	24.814	23.740	16.493	309.0					
4	1'35.614	24.578	29.312	25.042	16.682	306.3	17	1'31.147 P	24.072*	26.391	24.963	15.721	309.0					
5	1'33.224 *	24.964*	25.819	24.315	18.126	305.0	Run # 5 Front Tyre Slick-Medium Rear Tyre Slick-Soft											
6	1'28.714 P	24.818	25.323	23.842	14.731	306.3	4 Laps at start New Tyre											
Run # 2 Front Tyre Slick-Hard Rear Tyre Slick-Medium						18						4'32.385	29.758	25.924	23.851	16.900		
New Tyre 6 Laps at start						19						1'30.057	24.463	25.273	23.654	16.667	314.4	
7	11'07.420	32.355	26.921	24.461	16.770		20	1'29.377	24.223	24.937	23.792	16.425	311.6					
8	1'30.309	24.733	25.120	23.903	16.553	306.3	21	1'44.618 *	26.955*	32.855	26.239	18.569	313.0					
9	1'30.157	24.661	25.100	23.810	16.586	306.3	12th 43 Jack MILLER KTM AUS											
10	1'31.322 *	24.736*	25.307	24.270*	17.009	306.3	Red Bull KTM Factory Racing											
11	1'30.348 *	24.530	25.171	23.939*	16.708	309.0	Runs=4 Total laps=28 Full laps=21 Valid laps=18											
12	1'30.397 *	24.615	25.056	23.733	16.993*	309.0	Run # 1 Front Tyre Slick-Medium Rear Tyre Slick-Medium											
13	1'30.095 P	25.321	25.531	24.544*	14.699	306.3	7 Laps at start New Tyre											
Run # 3 Front Tyre Slick-Hard Rear Tyre Slick-Medium						1						1'46.401	30.772	26.422	24.846	16.869		
7 Laps at start 13 Laps at start																		
14	8'09.661	32.200	25.920	24.419	17.001													
15	1'30.377	24.742	25.260	23.738	16.637	306.3												

Fastest Lap: Francesco BAGNAIA Ducati Lenovo Team ITA **1'28.508** 24.214 24.754 23.389 16.151

These data/results cannot be reproduced, stored and/or transmitted in whole or in part by any manner of electronic, mechanical, photocopying, recording, broadcasting or otherwise now known or herein after developed without the previous express consent by the copyright owner, except for reproduction in daily press and regular printed publications on sale to the public within 60 days of the event related to those data/results and always provided that copyright symbol appears together as follows below.
© DORNA, 2024



Practice

MotoGP

Lap	Lap Time	T1	T2	T3	T4	Speed	Lap	Lap Time	T1	T2	T3	T4	Speed
2	1'32.099	24.951	26.049	24.457	16.642	309.0	16	1'30.307	24.700	25.073	23.925	16.609	303.7
3	1'29.947	24.723	24.998	23.725	16.501	309.0	17	1'30.480	24.636	25.222	24.011	16.611	303.7
4	1'39.872	25.307	27.430	30.538	16.597	310.3	18	1'30.421 P	25.390	26.592	23.968	14.471	300.0
5	1'30.158	24.678	25.093	23.806	16.581	309.0	Run # 3 Front Tyre Slick-Medium Rear Tyre Slick-Soft						
6	1'44.152	26.967	31.583	28.904	16.698	311.6	New Tyre New Tyre						
7	1'29.920	24.496	25.143	23.644	16.637	311.6	19	9'12.185	31.447	25.881	24.472	16.763	
8	1'30.213	24.720	25.170	23.783	16.540	309.0	20	1'29.595	24.515	24.987	23.746	16.347	305.0
9	1'38.042	24.733	31.509	24.928	16.872	307.6	21	1'29.496	24.424	24.895	23.772	16.405	303.7
10	1'30.404	24.678	25.227	23.773	16.726	310.3	22	1'30.820 P	26.369*	26.203	24.583	13.665	305.0
11	1'30.676 *	24.831*	25.376	23.935	16.534	309.0	Run # 4 Front Tyre Slick-Medium Rear Tyre Slick-Soft						
12	1'30.420	24.695	25.262	23.866	16.597	309.0	4 Laps at start New Tyre						
13	1'30.470	24.766	25.238	23.887	16.579	309.0	23	3'29.463	29.906	26.158	24.496	16.902	
14	1'37.767 P	29.468	27.292	26.094	14.913	306.3	24	1'29.380	24.380	24.958	23.654	16.388	307.6
Run # 2 Front Tyre Slick-Hard Rear Tyre Slick-Medium							25	1'35.001 *	24.390	24.900	28.354*	17.357	307.6
New Tyre 14 Laps at start							26	1'29.415	24.467	24.881	23.687	16.380	306.3
15	8'46.278	32.789	26.811	24.783	16.937		14th 5 Johann ZARCO HONDA FRA						
16	1'31.499	25.205	25.339	24.180	16.775	306.3	CASTROL Honda LCR						
17	1'30.542	24.726	25.122	24.030	16.664	306.3	Runs=5 Total laps=26 Full laps=17 Valid laps=15						
18	1'31.063 *	25.021*	25.391	24.029	16.622	307.6	Run # 1 Front Tyre Slick-Medium Rear Tyre Slick-Medium						
19	1'30.510	24.765	25.124	23.961	16.660	309.0	New Tyre New Tyre						
20	1'42.300 P	29.379*	29.818	27.059	16.044	306.3	1	1'53.985	32.216	27.578	25.095	17.366	
Run # 3 Front Tyre Slick-Medium Rear Tyre Slick-Soft							2	1'32.057	25.479	25.512	24.296	16.770	302.5
New Tyre New Tyre							3	1'30.831 *	24.988	25.275	23.822	16.746*	309.0
21	8'19.090	31.558	26.340	24.691	16.781		4	1'30.388	24.883	25.242	23.719	16.544	307.6
22	1'29.573	24.451	24.847	23.725	16.550	307.6	5	1'30.708	24.956	25.267	23.851	16.634	307.6
23	1'29.570	24.312	25.029	23.707	16.522	307.6	6	1'30.252	24.678	25.239	23.760	16.575	307.6
24	1'45.795 P	32.674*	30.612	25.753	16.756	307.6	7	1'46.567 P	25.129	36.062	30.643	14.733	307.6
Run # 4 Front Tyre Slick-Medium Rear Tyre Slick-Soft							Run # 2 Front Tyre Slick-Medium Rear Tyre Slick-Medium						
4 Laps at start New Tyre							7 Laps at start 7 Laps at start						
25	4'28.697	37.009	26.855	26.381	16.762		8	7'26.962	31.056	27.208	26.627	16.796	
26	1'30.204	24.356	25.220	24.081	16.547	311.6	9	1'30.867	24.995	25.406	23.906	16.560	306.3
27	1'29.329	24.414	24.773	23.539	16.603	311.6	10	1'34.284	24.726	27.583	25.175	16.800	307.6
28	1'55.315 *	27.464*	43.789	26.406	17.656	311.6	11	1'30.964	24.873	25.410	23.898	16.783	306.3
13th 20 Fabio QUARTARARO YAMAHA FRA							12	1'31.013	24.979	25.310	24.023	16.701	307.6
Monster Energy Yamaha MotoGP Team							13	1'35.037 *	25.170	25.720	25.778*	18.369	305.0
Runs=4 Total laps=26 Full laps=19 Valid laps=16							14	1'31.003	24.950	25.445	23.999	16.609	306.3
Run # 1 Front Tyre Slick-Medium Rear Tyre Slick-Medium							15	1'32.496 P	24.847	25.554	24.926	17.169	305.0
5 Laps at start New Tyre							Run # 3 Front Tyre Slick-Soft Rear Tyre Slick-Soft						
1	2'38.704	32.618	26.570	25.029	16.933		New Tyre New Tyre						
2	1'30.897 *	24.971	25.195	24.110	16.621*	303.7	16	7'27.316	33.083	27.535	24.707	16.754	
3	1'30.278	24.665	25.053	23.988	16.572	305.0	17	1'29.875	24.706	24.976	23.649	16.544	306.3
4	1'30.059	24.587	25.006	23.950	16.516	305.0	18	1'33.257	24.682	24.891	23.676	20.008	305.0
5	1'35.215	24.646	25.206	27.084	18.279	303.7	19	1'31.254 P	26.521	25.415	24.337	14.981	273.7
6	1'30.254	24.646	25.258	23.761	16.589	305.0	Run # 4 Front Tyre Slick-Medium Rear Tyre Slick-Soft						
7	1'36.285	24.597	30.574	24.464	16.650	306.3	New Tyre New Tyre						
8	1'30.116	24.531	25.129	23.914	16.542	305.0	20	7'09.863	31.835	26.046	24.513	16.558	
9	1'29.947	24.474	25.091	23.878	16.504	305.0	21	1'29.857	24.754	24.975	23.737	16.391	310.3
10	1'37.546 P	32.422	26.025	25.162	13.937	306.3	22	1'39.963 P	34.677*	26.114	24.100	15.072	310.3
Run # 2 Front Tyre Slick-Medium Rear Tyre Slick-Soft							Run # 5 Front Tyre Slick-Medium Rear Tyre Slick-Soft						
15 Laps at start 5 Laps at start							3 Laps at start New Tyre						
11	11'50.511	30.424	26.014	24.654	16.646		23	4'05.312	31.014	25.918	24.361	16.522	
12	1'30.525 *	24.703	25.168	24.050	16.604*	302.5	24	1'32.885	26.052	26.606	23.824	16.403	307.6
13	1'30.326	24.631	25.175	23.949	16.571	302.5	25	1'29.847	24.572	25.017	23.679	16.579	310.3
14	1'30.186	24.618	25.079	23.921	16.568	302.5	26	1'29.606	24.503	25.010	23.693	16.400	305.0
15	1'30.261	24.625	25.075	23.968	16.593	302.5							

Fastest Lap: Francesco BAGNAIA Ducati Lenovo Team ITA 1'28.508 24.214 24.754 23.389 16.151

These data/results cannot be reproduced, stored and/or transmitted in whole or in part by any manner of electronic, mechanical, photocopying, recording, broadcasting or otherwise now known or herein after developed without the previous express consent by the copyright owner, except for reproduction in daily press and regular printed publications on sale to the public within 60 days of the event related to those data/results and always provided that copyright symbol appears together as follows below.
© DORNA, 2024



Practice

MotoGP

Lap	Lap Time	T1	T2	T3	T4	Speed	Lap	Lap Time	T1	T2	T3	T4	Speed	
15th	37	Augusto FERNANDEZ KTM SPA						Run # 3	Front Tyre Slick-Hard	Rear Tyre Slick-Medium				
		Red Bull GASGAS Tech3							6 Laps at start			13 Laps at start		
		Runs=4 Total laps=24 Full laps=17 Valid laps=16												
Run # 1	Front Tyre Slick-Medium	Rear Tyre Slick-Soft												
	New Tyre		New Tyre											
1	1'51.980	32.141	27.687	25.961	17.047									
2	1'31.595	25.192	25.454	24.207	16.742	305.0								
3	1'30.676	24.821	25.131	24.037	16.687	303.7								
4	1'30.545	24.820	25.272	23.835	16.618	305.0								
5	1'39.662	29.409	29.061	24.547	16.645	305.0								
6	1'37.190	25.122	31.235	24.197	16.636	307.6								
7	1'31.614	24.875	25.731	24.316	16.692	309.0								
8	1'30.750	24.882	25.421	23.813	16.634	306.3								
9	1'35.283	25.900	26.832	25.894	16.657	306.3								
10	1'30.922	24.933	25.589	23.754	16.646	309.0								
11	1'33.452 P	25.068*	27.969	25.474	14.941	306.3								
Run # 2	Front Tyre Slick-Medium	Rear Tyre Slick-Soft												
	11 Laps at start		11 Laps at start											
12	14'05.999	34.113	26.667	25.381	18.236									
13	1'31.410	25.185	25.542	24.075	16.608	306.3								
14	1'32.171	25.133	25.905	24.433	16.700	306.3								
15	1'30.969	24.856	25.373	24.080	16.660	305.0								
16	1'28.367 P	24.851	25.516	24.148	13.852	303.7								
Run # 3	Front Tyre Slick-Medium	Rear Tyre Slick-Soft												
	New Tyre		New Tyre											
17	9'33.455	30.256	26.112	24.350	16.623									
18	1'30.378	24.892	25.157	23.815	16.514	306.3								
19	1'30.114	24.635	25.065	23.915	16.499	305.0								
20	1'39.392 P	31.798*	28.080	25.088	14.426	305.0								
Run # 4	Front Tyre Slick-Medium	Rear Tyre Slick-Soft												
	4 Laps at start		New Tyre											
21	4'22.965	31.385	26.180	23.969	16.562									
22	1'37.074 *	27.707*	26.290	26.438	16.639	310.3								
23	1'33.902	24.713	28.405	24.076	16.708	310.3								
24	1'29.762	24.619	25.000	23.643	16.500	309.0								
16th	10	Luca MARINI HONDA ITA						Run # 3	Front Tyre Slick-Medium	Rear Tyre Slick-Medium				
		Repsol Honda Team							7 Laps at start			7 Laps at start		
		Runs=6 Total laps=27 Full laps=16 Valid laps=13												
Run # 1	Front Tyre Slick-Medium	Rear Tyre Slick-Medium												
	New Tyre		New Tyre											
1	1'43.694	30.880	26.713	25.128	17.205									
2	1'31.972	25.530	25.585	24.165	16.692	305.0								
3	1'31.130	24.893	25.518	24.084	16.635	305.0								
4	1'30.947	24.984	25.350	23.976	16.637	302.5								
5	1'41.634	27.519	27.304	25.898	20.913	302.5								
6	1'33.358	25.073	26.282	25.198	16.805	306.3								
7	1'29.149 P	24.910	25.393	23.946	14.900	305.0								
Run # 2	Front Tyre Slick-Hard	Rear Tyre Slick-Medium												
	New Tyre		7 Laps at start											
8	5'00.996	33.204	26.485	24.671	16.832									
9	1'31.706 *	25.326*	25.546	24.142	16.692	305.0								
10	1'31.568 *	25.369*	25.503	24.123	16.573	303.7								
11	1'31.147	24.974	25.414	24.101	16.658	303.7								
12	1'30.997	24.892	25.412	24.072	16.621	303.7								
13	1'38.221 P	29.263*	27.821	26.156	14.981	306.3								
17th	42	Alex RINS YAMAHA SPA						Run # 4	Front Tyre Slick-Hard	Rear Tyre Slick-Soft				
		Monster Energy Yamaha MotoGP Team							4 Laps at start			New Tyre		
		Runs=6 Total laps=22 Full laps=11 Valid laps=9												
Run # 1	Front Tyre Slick-Medium	Rear Tyre Slick-Medium												
	New Tyre		New Tyre											
1	1'50.426 P	32.372	27.413	25.382	14.725									
Run # 2	Front Tyre Slick-Medium	Rear Tyre Slick-Medium												
	1 Laps at start		1 Laps at start											
2	7'02.396	31.484	26.339	24.744	17.001									
3	1'31.083	25.051	25.345	23.994	16.693	306.3								
4	1'30.563	24.818	25.315	23.838	16.592	307.6								
5	1'30.534	24.804	25.287	23.837	16.606	310.3								
6	1'30.513	24.808	25.223	23.889	16.593	309.0								
7	1'36.543 P	29.226*	26.991	25.522	14.804	302.5								
Run # 3	Front Tyre Slick-Medium	Rear Tyre Slick-Medium												
	7 Laps at start		7 Laps at start											
8	5'35.379	32.018	26.147	25.225	16.943									
9	1'34.238 *	24.986	27.342	24.733	17.177*	305.0								
10	1'34.003 P	25.151*	28.192	25.871	14.789	307.6								
Run # 4	Front Tyre Slick-Soft	Rear Tyre Slick-Soft												
	New Tyre		New Tyre											
11	7'07.206	31.511	26.424	24.890	16.837									
12	1'36.413	24.679	29.979	24.939	16.816	307.6								
13	1'29.861	24.652	25.018	23.693	16.498	309.0								
14	1'33.917 P	27.163*	26.728	25.354	14.672	310.3								
Run # 5	Front Tyre Slick-Medium	Rear Tyre Slick-Soft												
	New Tyre		New Tyre											
15	10'39.649 *	30.895	26.348	24.701*	16.758									
16	1'31.674	24.749	25.421	24.722	16.782	307.6								
17	1'29.822	24.560	25.050	23.701	16.511	307.6								
18	1'40.571 P	30.879*	28.188	25.820	15.684	310.3								
Fastest Lap:	Francesco BAGNAIA					Ducati Lenovo Team	ITA	1'28.508	24.214	24.754	23.389	16.151		

These data/results cannot be reproduced, stored and/or transmitted in whole or in part by any manner of electronic, mechanical, photocopying, recording, broadcasting or otherwise now known or herein after developed without the previous express consent by the copyright owner, except for reproduction in daily press and regular printed publications on sale to the public within 60 days of the event related to those data/results and always provided that copyright symbol appears together as follows below.
© DORNA, 2024

Practice

MotoGP

Lap	Lap Time	T1	T2	T3	T4	Speed	Lap	Lap Time	T1	T2	T3	T4	Speed
Run # 6	Front Tyre Slick-Medium		Rear Tyre Slick-Soft				6	1'30.645	24.684	25.442	23.901	16.618	303.7
	4 Laps at start		New Tyre				7	1'38.085	24.920	31.354	25.122	16.689	302.5
19	3'39.530	30.180	26.304	24.286	16.842		8	1'31.912	P 24.822	25.516	25.022	16.552	305.0
20	1'30.244	* 24.646*	25.099	23.920	16.579	311.6	Run # 2	Front Tyre Slick-Medium		Rear Tyre Slick-Medium			
21	1'29.853	24.558	25.076	23.658	16.561	311.6		8 Laps at start		8 Laps at start			
22	1'52.616	P 38.064*	31.583	25.918	17.051	311.6	9	8'24.312	31.151	26.227	24.291	16.769	

18th 88 Miguel OLIVEIRA APRILIA POR
Trackhouse Racing

Runs=6 Total laps=23 Full laps=12 Valid laps=5

Run # 1	Front Tyre Slick-Medium		Rear Tyre Slick-Medium				Run # 3	Front Tyre Slick-Medium		Rear Tyre Slick-Soft			
	New Tyre		New Tyre					14 Laps at start		New Tyre			
1	2'08.294	33.664	28.077	25.636	17.367		15	8'34.376	31.218	26.215	24.222	16.969	
2	1'36.175	P 26.294*	26.943	27.186	15.752	303.7	16	1'31.439	24.835	25.363	24.051	17.190	301.2
Run # 2	Front Tyre Slick-Medium		Rear Tyre Slick-Medium				17	1'30.216	24.664	25.345	23.730	16.477	303.7
	2 Laps at start		2 Laps at start				18	1'34.273	P 29.118*	26.372	24.394	14.389	302.5
3	6'32.886	32.322	27.428	24.475	16.965		Run # 4	Front Tyre Slick-Medium		Rear Tyre Slick-Soft			
4	1'31.290	25.051	25.510	23.929	16.800	307.6		New Tyre		New Tyre			
5	1'30.507	24.772	25.249	23.849	16.637	305.0	19	4'09.305	30.833	26.267	24.056	16.711	
6	1'31.279	* 24.810*	25.315	24.277*	16.877	305.0	20	1'36.224	27.263	28.244	24.054	16.663	306.3
7	1'30.666	24.781	25.298	23.915	16.672	303.7	21	1'30.284	24.729	25.120	23.968	16.467	307.6
8	1'32.127	P 26.342	26.659	24.903	14.223	305.0	22	1'35.715	P 24.556	30.107	25.360	15.692	309.0

Run # 3	Front Tyre Slick-Medium		Rear Tyre Slick-Medium				Run # 5	Front Tyre Slick-Medium		Rear Tyre Slick-Soft			
	8 Laps at start		8 Laps at start					4 Laps at start		New Tyre			
9	9'03.494	* 32.310	26.448	25.680*	17.392		23	4'14.852	31.231	25.840	24.062	16.630	
10	1'31.144	24.913	25.353	24.142	16.736	303.7	24	1'31.469	25.431	25.545	24.058	16.435	307.6
11	1'30.846	* 24.753	25.281	23.955*	16.857*	303.7	25	1'30.023	24.612	25.220	23.814	16.377	307.6
12	1'34.181	* 26.230*	26.431	24.538	16.982	305.0	26	1'29.952	24.524	25.191	23.833	16.404	306.3
13	1'31.827	P 26.050*	26.604	24.800	14.373	305.0							

Run # 4	Front Tyre Slick-Medium		Rear Tyre Slick-Soft				Run # 1	Front Tyre Slick-Medium		Rear Tyre Slick-Medium			
	13 Laps at start		New Tyre					5 Laps at start		New Tyre			
14	6'45.591	33.455	25.995	24.517	16.798		1	1'57.951	31.805	27.274	24.888	16.962	
15	1'31.446	* 24.787	25.693	24.101	16.865*	307.6	2	1'31.494	* 25.205*	25.481	24.083	16.725	301.2
16	1'28.391	P 24.752	25.255	23.778	14.606	307.6	3	1'30.964	24.830	25.497	23.948	16.689	303.7
Run # 5	Front Tyre Slick-Medium		Rear Tyre Slick-Soft				4	1'30.748	* 24.774	25.369	23.879	16.726*	305.0
	New Tyre		New Tyre				5	1'30.996	* 25.119*	25.405	23.884	16.588	302.5
17	6'02.250	32.250	25.979	24.521	16.748		6	1'30.058	24.669	25.182	23.673	16.534	303.7
18	1'33.877	* 26.880*	25.922	24.178	16.897*	310.3	7	1'29.356	P 24.702	25.205	23.937*	15.512	302.5
19	1'28.641	P 24.816	25.621	23.865	14.339	310.3	Run # 2	Front Tyre Slick-Hard		Rear Tyre Slick-Medium			
Run # 6	Front Tyre Slick-Medium		Rear Tyre Slick-Soft					New Tyre		7 Laps at start			
	3 Laps at start		New Tyre				8	12'38.281	* 31.583	27.914	26.363*	17.013	
20	4'12.273	30.000	25.867	23.922	16.632		unfinished	25.606	25.561			300.0	
21	1'34.210	* 25.599*	27.581*	23.829	17.201*	313.0							
22	1'29.882	* 24.535	25.163	23.725	16.459*	310.3							
23	1'29.881	24.574	25.044	23.709	16.554	311.6							

Run # 1	Front Tyre Slick-Medium		Rear Tyre Slick-Medium				Run # 2	Front Tyre Slick-Hard		Rear Tyre Slick-Medium			
	New Tyre		New Tyre					New Tyre		7 Laps at start			
1	1'57.951	31.805	27.274	24.888	16.962		8	12'38.281	* 31.583	27.914	26.363*	17.013	
2	1'31.494	* 25.205*	25.481	24.083	16.725	301.2	unfinished	25.606	25.561			300.0	
3	1'30.964	24.830	25.497	23.948	16.689	303.7							
4	1'30.748	* 24.774	25.369	23.879	16.726*	305.0							
5	1'30.996	* 25.119*	25.405	23.884	16.588	302.5							
6	1'30.058	24.669	25.182	23.673	16.534	303.7							
7	1'29.356	P 24.702	25.205	23.937*	15.512	302.5							

Run # 2	Front Tyre Slick-Hard		Rear Tyre Slick-Medium				Run # 1	Front Tyre Slick-Hard		Rear Tyre Slick-Soft			
	New Tyre		7 Laps at start					New Tyre		New Tyre			
8	12'38.281	* 31.583	27.914	26.363*	17.013		1	2'05.026	31.308	26.335	24.834	17.024	
unfinished	25.606	25.561			300.0		2	1'31.417	* 25.473*	25.189	24.105	16.650	310.3
							3	1'30.633	* 25.058*	25.135	23.868	16.572	311.6
							4	1'30.197	24.768	25.118	23.680	16.631	310.3

19th 25 Raul FERNANDEZ APRILIA SPA
Trackhouse Racing

Runs=5 Total laps=26 Full laps=17 Valid laps=13

Run # 1	Front Tyre Slick-Medium		Rear Tyre Slick-Medium				Run # 1	Front Tyre Slick-Hard		Rear Tyre Slick-Soft			
	New Tyre		New Tyre					New Tyre		New Tyre			
1	2'34.765	31.279	27.132	24.712	16.991		1	2'05.026	31.308	26.335	24.834	17.024	
2	1'31.390	25.228	25.648	23.949	16.565	302.5	2	1'31.417	* 25.473*	25.189	24.105	16.650	310.3
3	1'30.680	24.916	25.409	23.861	16.494	303.7	3	1'30.633	* 25.058*	25.135	23.868	16.572	311.6
4	1'35.708	* 25.740*	28.922	24.282	16.764	301.2	4	1'30.197	24.768	25.118	23.680	16.631	310.3
5	1'31.245	24.803	25.323	24.177	16.942	302.5							

Fastest Lap: Francesco BAGNAIA Ducati Lenovo Team ITA 1'28.508 24.214 24.754 23.389 16.151

These data/results cannot be reproduced, stored and/or transmitted in whole or in part by any manner of electronic, mechanical, photocopying, recording, broadcasting or otherwise now known or herein after developed without the previous express consent by the copyright owner, except for reproduction in daily press and regular printed publications on sale to the public within 60 days of the event related to those data/results and always provided that copyright symbol appears together as follows below.
© DORNA, 2024

Practice

MotoGP

Lap	Lap Time	T1	T2	T3	T4	Speed	Lap	Lap Time	T1	T2	T3	T4	Speed		
5	1'30.316	24.799	25.124	23.737	16.656	310.3	1	2'17.705	32.398	33.666	25.874	17.934			
6	1'33.684	24.852	28.009	24.099	16.724	310.3	2	1'43.590	27.252	30.382	29.030	16.926	303.7		
7	1'38.478 P	24.810	27.662	31.130*	14.876	310.3	3	1'31.260	25.114	25.351	23.935	16.860	306.3		
Run # 2	Front Tyre Slick-Hard	Rear Tyre Slick-Soft					4	1'32.864	25.060	25.545	25.394	16.865	307.6		
	7 Laps at start				7 Laps at start				5	1'31.084	24.951	25.495	23.876	16.762	305.0
8	8'03.936	30.502	26.993	24.728	16.880		6	1'41.137 *	27.034*	27.638	27.131	19.334	303.7		
9	1'31.320	25.036	25.180	24.360	16.744	309.0	7	1'31.512	25.055	25.746	23.965	16.746	307.6		
10	1'30.183	24.660	25.039	23.942	16.542	309.0	8	1'38.538 P	25.804	31.301	25.242	16.191	306.3		
Run # 3	Front Tyre Slick-Medium	Rear Tyre Slick-Soft					9	9'53.952	33.411	28.456	28.977	21.374			
	New Tyre				New Tyre				10	1'37.787 *	25.636*	29.561	25.750	16.840	301.2
12	7'58.201	31.105	26.282	24.758	16.831		11	1'31.522 *	25.050	25.571	24.151*	16.750	302.5		
	unfinished	24.643				310.3	12	1'36.938	25.101	29.081	25.534	17.222	300.0		

22nd 30 **Takaaki NAKAGAMI** HONDA JPN
 IDEMITSU Honda LCR
 Runs=5 Total laps=23 Full laps=14 Valid laps=6

Run # 1	Front Tyre Slick-Medium	Rear Tyre Slick-Medium					16	14'48.483	40.545	26.276	24.647	16.944			
	7 Laps at start				New Tyre				17	1'52.555 *	29.882	28.336	36.764	17.573*	305.0
1	1'58.726	32.059	28.048	25.481	17.211		18	1'30.545	24.893	25.290	23.770	16.592	307.6		
2	1'31.978 *	25.300	25.747	24.167*	16.764	305.0	19	1'30.120 P	25.894*	25.953	24.432	13.841	305.0		
3	1'30.662	24.978	25.229	23.885	16.570	305.0	Run # 4	Front Tyre Slick-Medium	Rear Tyre Slick-Soft						
4	1'30.758 *	24.862*	25.337	23.867	16.692	306.3		4 Laps at start				New Tyre			
5	1'31.119 *	24.916*	25.698	23.803	16.702	305.0	20	3'34.156	40.977	26.707	27.636	22.459			
6	1'30.668 *	24.781	25.468	23.773*	16.646	306.3	21	1'35.731 *	26.227*	26.683	25.911	16.910*	309.0		
7	1'34.630 P	24.804	28.871*	25.933	15.022	306.3	22	1'33.613	24.796	26.825	25.362	16.630	309.0		
Run # 2	Front Tyre Slick-Medium	Rear Tyre Slick-Medium					23	1'34.625	24.644	25.712	27.058	17.211	311.6		
	14 Laps at start				7 Laps at start										
8	9'49.234	32.088	27.372	26.631	17.735										
9	1'31.591 *	25.175	25.577	24.092	16.747*	301.2									
10	1'32.017	24.941	25.867	24.224	16.985	302.5									
11	1'34.854 *	25.138*	26.437	25.579*	17.700	302.5									
12	1'33.321 *	24.868	25.421	23.955*	19.077	301.2									
13	1'34.619 P	26.945	27.016	25.794	14.864	254.4									
Run # 3	Front Tyre Slick-Soft	Rear Tyre Slick-Soft													
	New Tyre				New Tyre										
14	10'03.588 *	32.026	27.664	26.508*	17.121										
15	1'31.958	25.146	25.605	23.974	17.233	301.2									
16	1'33.963 P	27.690	26.271	25.153	14.849	301.2									
Run # 4	Front Tyre Slick-Medium	Rear Tyre Slick-Soft													
	New Tyre				New Tyre										
17	7'49.144	31.282	30.714	26.796	18.122										
18	1'31.510	25.269	25.581	23.936	16.724	303.7									
19	1'30.816 *	24.903	25.406	23.852*	16.655	303.7									
20	1'33.210 P	27.095	26.590	24.878	14.647	302.5									
Run # 5	Front Tyre Slick-Medium	Rear Tyre Slick-Soft													
	4 Laps at start				New Tyre										
21	3'24.142	32.537	28.806	27.214	26.707										
22	1'32.081	25.071	26.062	24.252	16.696	306.3									
23	1'30.421	24.753	25.233	23.651	16.784	306.3									

23rd 32 **Lorenzo SAVADORI** APRILIA ITA
 Aprilia Racing
 Runs=4 Total laps=23 Full laps=16 Valid laps=9

Run # 1	Front Tyre Slick-Medium	Rear Tyre Slick-Medium					13	9'01.907 *	31.128	26.025	24.285*	16.845			
	New Tyre				New Tyre				14	1'30.657	24.878	25.245	23.911	16.623	303.7

15	1'30.356 *	24.703	25.171	23.815*	16.667	305.0
16	1'38.808 P	24.757	31.115	25.998	16.938	302.5

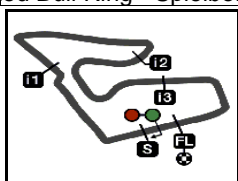
Fastest Lap: Francesco BAGNAIA Ducati Lenovo Team ITA **1'28.508** 24.214 24.754 23.389 16.151

These data/results cannot be reproduced, stored and/or transmitted in whole or in part by any manner of electronic, mechanical, photocopying, recording, broadcasting or otherwise now known or herein after developed without the previous express consent by the copyright owner, except for reproduction in daily press and regular printed publications on sale to the public within 60 days of the event related to those data/results and always provided that copyright symbol appears together as follows below.
 © DORNA, 2024

Lap	Lap Time	T1	T2	T3	T4	Speed	Lap	Lap Time	T1	T2	T3	T4	Speed
Run # 4		Front Tyre Slick-Medium		Rear Tyre Slick-Soft									
		New Tyre		New Tyre									
17	7'45.206 *	30.062	25.957	24.335*	16.853*								
18	1'30.750	24.698	25.535	23.898	16.619	307.6							
19	1'33.511 P	24.625	25.497	26.509	16.880	307.6							
Run # 5		Front Tyre Slick-Medium		Rear Tyre Slick-Soft									
		3 Laps at start		New Tyre									
20	5'51.841	30.433	26.006	23.985	16.603								
21	1'30.168 *	24.563	25.094	23.731	16.780*	310.3							
22	1'33.455 *	24.688*	28.334	23.911*	16.522	309.0							
23	1'30.308 *	24.655	25.268	23.788*	16.597	309.0							
25th	6	Stefan BRADL		HONDA		GER							
		HRC Test Team											
		Runs=5		Total laps=21		Full laps=12	Valid laps=11						
Run # 1		Front Tyre Slick-Medium		Rear Tyre Slick-Soft									
		New Tyre		New Tyre									
1	1'53.599	32.487	27.520	25.403	17.402								
2	1'33.100	25.365	25.593	24.825	17.317	305.0							
3	1'31.783	25.108	25.571	24.275	16.829	306.3							
4	1'35.505 P	25.119	25.654	29.349*	15.383	306.3							
Run # 2		Front Tyre Slick-Medium		Rear Tyre Slick-Medium									
		4 Laps at start		New Tyre									
5	5'52.242	31.701	26.798	25.269	16.976								
6	1'31.821	25.061	25.670	24.388	16.702	303.7							
7	1'31.281	24.944	25.347	24.216	16.774	303.7							
		unfinished				302.5							
Run # 3		Front Tyre Slick-Medium		Rear Tyre Slick-Medium									
		New Tyre		New Tyre									
8	1'40.972 *	32.029*	26.726	25.037	17.180*								
9	1'33.542 *	25.821*	26.333	24.501	16.887	303.7							
10	1'36.383	25.148	30.065	24.344	16.826	305.0							
11	1'31.153	25.080	25.447	23.987	16.639	305.0							
12	1'41.949 *	31.250*	29.402	24.534	16.763	305.0							
13	1'30.895	24.804	25.482	23.924	16.685	306.3							
14	1'32.683 P	25.073	25.602	26.382	15.626	302.5							
Run # 4		Front Tyre Slick-Medium		Rear Tyre Slick-Soft									
		7 Laps at start		New Tyre									
15	8'33.453	31.345	27.603	25.408	16.819								
16	1'31.086 *	24.865	25.436	24.129*	16.656	306.3							
17	1'38.474 P	27.276*	27.954	28.098	15.146	306.3							
Run # 5		Front Tyre Slick-Medium		Rear Tyre Slick-Soft									
		10 Laps at start		New Tyre									
18	5'29.366	30.830	26.464	24.497	16.888								
19	1'33.565	24.987	25.740	26.128	16.710	307.6							
20	1'33.753	24.839	25.642	26.511	16.761	311.6							
21	1'37.062	24.796	25.405	24.081	22.780	311.6							

Fastest Lap: Francesco BAGNAIA Ducati Lenovo Team ITA **1'28.508** 24.214 24.754 23.389 16.151

These data/results cannot be reproduced, stored and/or transmitted in whole or in part by any manner of electronic, mechanical, photocopying, recording, broadcasting or otherwise now known or herein after developed without the previous express consent by the copyright owner, except for reproduction in daily press and regular printed publications on sale to the public within 60 days of the event related to those data/results and always provided that copyright symbol appears together as follows below.
© DORNA, 2024



4348 m.

MOTORRAD GRAND PRIX VON ÖSTERREICH

Practice

Best Partial Times


MotoGP™

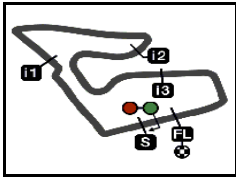
IT Ideal Lap Time, sum of the best partial times*BT* Best Lap Time

T1		T2		T3		T4						
Pos	Rider	Time	Rider	Time	Rider	Time	Rider	Time	Pos	Rider	IT	BT
1	F.BAGNAIA	24.214	F.MORBIDELLI	24.699	M.MARQUEZ	23.285	F.BAGNAIA	16.151	1	F.BAGNAIA	1'28.508	1'28.508 (1)
2	P.ACOSTA	24.223	F.BAGNAIA	24.754	F.MORBIDELLI	23.307	M.VIÑALES	16.223	2	M.MARQUEZ	1'28.598	1'28.858 (4)
3	M.MARQUEZ	24.226	J.MILLER	24.773	J.MARTIN	23.332	J.MARTIN	16.239	3	J.MARTIN	1'28.628	1'28.827 (3)
4	B.BINDER	24.241	B.BINDER	24.774	A.MARQUEZ	23.356	A.ESPARGARO	16.296	4	F.MORBIDELLI	1'28.766	1'28.789 (2)
5	M.VIÑALES	24.245	M.MARQUEZ	24.791	F.BAGNAIA	23.389	M.MARQUEZ	16.296	5	B.BINDER	1'28.887	1'28.969 (5)
6	J.MARTIN	24.258	J.MARTIN	24.799	B.BINDER	23.443	F.MORBIDELLI	16.317	6	M.VIÑALES	1'28.943	1'29.117 (8)
7	J.MILLER	24.312	P.ACOSTA	24.814	A.ESPARGARO	23.447	M.BEZZECCHI	16.318	7	A.ESPARGAR	1'29.001	1'29.107 (7)
8	A.MARQUEZ	24.374	M.BEZZECCHI	24.843	M.BEZZECCHI	23.524	E.BASTIANINI	16.345	8	A.MARQUEZ	1'29.049	1'29.056 (6)
9	QUARTARARO	24.380	A.ESPARGARO	24.857	J.MILLER	23.539	F.QUARTARARO	16.347	9	P.ACOSTA	1'29.116	1'29.308 (11)
10	A.ESPARGARO	24.401	F.QUARTARARO	24.881	M.VIÑALES	23.551	A.MARQUEZ	16.351	10	J.MILLER	1'29.125	1'29.329 (12)
11	E.BASTIANINI	24.426	J.ZARCO	24.891	E.BASTIANINI	23.578	R.FERNANDEZ	16.377	11	M.BEZZECCHI	1'29.180	1'29.233 (9)
12	F.MORBIDELLI	24.443	E.BASTIANINI	24.915	L.MARINI	23.631	J.ZARCO	16.391	12	F.QUARTARAR	1'29.262	1'29.380 (13)
13	M.BEZZECCHI	24.495	M.VIÑALES	24.924	A.FERNANDEZ	23.643	L.MARINI	16.424	13	E.BASTIANINI	1'29.264	1'29.281 (10)
14	J.ZARCO	24.503	A.MARQUEZ	24.968	J.ZARCO	23.649	P.ACOSTA	16.425	14	J.ZARCO	1'29.434	1'29.606 (14)
15	L.MARINI	24.508	A.FERNANDEZ	25.000	T.NAKAGAMI	23.651	B.BINDER	16.429	15	L.MARINI	1'29.645	1'29.809 (16)
16	R.FERNANDEZ	24.524	A.RINS	25.018	F.QUARTARARO	23.654	A.RINS	16.498	16	A.RINS	1'29.732	1'29.822 (17)
17	M.OLIVEIRA	24.535	P.ESPARGARO	25.039	P.ACOSTA	23.654	A.FERNANDEZ	16.499	17	R.FERNANDEZ	1'29.751	1'29.952 (19)
18	A.RINS	24.558	M.OLIVEIRA	25.044	A.RINS	23.658	J.MILLER	16.501	18	A.FERNANDEZ	1'29.761	1'29.762 (15)
19	J.MIR	24.563	L.MARINI	25.082	F.DI GIANNANTO	23.673	J.MIR	16.522	19	M.OLIVEIRA	1'29.842	1'29.881 (18)
20	P.ESPARGARO	24.618	J.MIR	25.094	P.ESPARGARO	23.680	F.DI GIANNANTO	16.534	20	P.ESPARGAR	1'29.879	1'30.183 (21)
21	A.FERNANDEZ	24.619	R.FERNANDEZ	25.120	M.OLIVEIRA	23.709	P.ESPARGARO	16.542	21	J.MIR	1'29.910	1'30.657 (24)
22	L.SAVADORI	24.644	F.DI GIANNANTO	25.182	R.FERNANDEZ	23.730	M.OLIVEIRA	16.554	22	F.DI GIANNAN	1'30.058	1'30.058 (20)
23	DI GIANNANTO	24.669	T.NAKAGAMI	25.229	J.MIR	23.731	T.NAKAGAMI	16.570	23	T.NAKAGAMI	1'30.203	1'30.421 (22)
24	T.NAKAGAMI	24.753	L.SAVADORI	25.290	L.SAVADORI	23.770	L.SAVADORI	16.592	24	L.SAVADORI	1'30.296	1'30.545 (23)

These data/results cannot be reproduced, stored and/or transmitted in whole or in part by any manner of electronic, mechanical, photocopying, recording, broadcasting or otherwise now known or herein after developed without the previous express consent by the copyright owner, except for reproduction in daily press and regular printed publications on sale to the public within 60 days of the event related to those data/results and always provided that copyright symbol appears together as follows below.
© DORNA, 2024

ed Bull Ring - Spielberg

Results and timing service provided by  **TISSOT**



4348 m.

MOTORRAD GRAND PRIX VON ÖSTERREICH

Practice

Best Partial Times

MotoGP™

IT Ideal Lap Time, sum of the best partial times

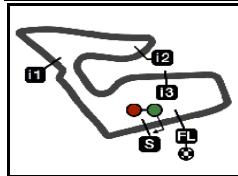
BT Best Lap Time

		<i>T1</i>		<i>T2</i>		<i>T3</i>		<i>T4</i>				
<i>Pos</i>	<i>Rider</i>	<i>Time</i>	<i>Rider</i>	<i>Time</i>	<i>Rider</i>	<i>Time</i>	<i>Rider</i>	<i>Time</i>	<i>Pos</i>	<i>Rider</i>	<i>IT</i>	<i>BT</i>
25	S.BRADL	24.796	S.BRADL	25.347	S.BRADL	23.924	S.BRADL	16.639	25	S.BRADL	1'30.706	1'30.895 (25)

These data/results cannot be reproduced, stored and/or transmitted in whole or in part by any manner of electronic, mechanical, photocopying, recording, broadcasting or otherwise now known or herein after developed without the previous express consent by the copyright owner, except for reproduction in daily press and regular printed publications on sale to the public within 60 days of the event related to those data/results and always provided that copyright symbol appears together as follows below.
© DORNA, 2024

Official MotoGP Timing by **TISSOT**
www.motogp.com






4348 m.

MOTORRAD GRAND PRIX VON ÖSTERREICH

Practice

Fastest Laps Sequence

<i>Practice Time</i>	 <i>Rider</i>	<i>Nation</i>	<i>Motorcycle</i>	<i>Time</i>	<i>Km/h</i>	<i>Rider's Lap</i>
3'14.080	93 Marc MARQUEZ	SPA	DUCATI	1'31.172	171.6	2
3'58.551	1 Francesco BAGNAIA	ITA	DUCATI	1'30.843	172.3	2
4'44.440	93 Marc MARQUEZ	SPA	DUCATI	1'30.360	173.2	3
4'48.447	43 Jack MILLER	AUS	KTM	1'29.947	174.0	3
5'28.188	1 Francesco BAGNAIA	ITA	DUCATI	1'29.637	174.6	3
6'59.952	89 Jorge MARTIN	SPA	DUCATI	1'29.620	174.6	4
9'13.675	93 Marc MARQUEZ	SPA	DUCATI	1'29.508	174.8	6
11'32.873	1 Francesco BAGNAIA	ITA	DUCATI	1'29.280	175.3	7
49'41.681	89 Jorge MARTIN	SPA	DUCATI	1'28.917	176.0	21
57'31.703	93 Marc MARQUEZ	SPA	DUCATI	1'28.916	176.0	24
58'14.258	89 Jorge MARTIN	SPA	DUCATI	1'28.827	176.2	25
58'14.920	21 Franco MORBIDELLI	ITA	DUCATI	1'28.789	176.2	21
58'40.191	1 Francesco BAGNAIA	ITA	DUCATI	1'28.508	176.8	21

These data/results cannot be reproduced, stored and/or transmitted in whole or in part by any manner of electronic, mechanical, photocopying, recording, broadcasting or otherwise now known or herein after developed without the previous express consent by the copyright owner, except for reproduction in daily press and regular printed publications on sale to the public within 60 days of the event related to those data/results and always provided that copyright symbol appears together as follows below.

© DORNA, 2024

Official MotoGP Timing by TISSOT
www.motogp.com



Spielberg, Friday, August 16, 2024