




5077 m.

GRAN PREMIO GoPro DE ARAGÓN

Free Practice
Classification

3

	Rider	Nation	Team	Motorcycle	Time	Lap	Total	Gap	Top Speed
1	80 David ALONSO	COL	CFMOTO Gaviota Aspar Team	CFMOTO	1'59.683	14	15		237.1
2	99 Jose Antonio RUEDA	SPA	Red Bull KTM Ajo	KTM	1'59.739	9	15	0.056 0.056	238.6
3	22 David ALMANSA	SPA	Kopron Rivacold Snipers Team	HONDA	1'59.944	16	16	0.261 0.205	237.1
4	96 Daniel HOLGADO	SPA	Red Bull GASGAS Tech3	GASGAS	2'00.007	15	15	0.324 0.063	239.2
5	66 Joel KELSO	AUS	BOE Motorsports	KTM	2'00.064	13	14	0.381 0.057	241.3
6	12 Jacob ROULSTONE	AUS	Red Bull GASGAS Tech3	GASGAS	2'00.418	15	15	0.735 0.354	240.8
7	95 Collin VEIJER	NED	Liqui Moly Husqvarna Intact GP	HUSQVARNA	2'00.530	13	14	0.847 0.112	237.6
8	24 Tatsuki SUZUKI	JPN	Liqui Moly Husqvarna Intact GP	HUSQVARNA	2'00.665	15	15	0.982 0.135	240.2
9	21 Vicente PEREZ	SPA	Fibre Tec Honda - MLav Racing	HONDA	2'00.779	12	13	1.096 0.114	238.1
10	18 Matteo BERTELLE	ITA	Kopron Rivacold Snipers Team	HONDA	2'00.782	14	15	1.099 0.003	237.6
11	19 Scott OGDEN	GBR	Fibre Tec Honda - MLav Racing	HONDA	2'00.800	15	15	1.117 0.018	233.5
12	78 Joel ESTEBAN	SPA	CFMOTO Gaviota Aspar Team	CFMOTO	2'01.131	14	15	1.448 0.331	235.5
13	10 Nicola CARRARO	ITA	LEVELUP - MTA	KTM	2'01.234	14	14	1.551 0.103	238.1
14	64 David MUÑOZ	SPA	BOE Motorsports	KTM	2'01.325	13	14	1.642 0.091	236.5
15	85 Xabi ZURUTUZA	SPA	Red Bull KTM Ajo	KTM	2'01.398	13	15	1.715 0.073	239.7
16	58 Luca LUNETTA	ITA	SIC58 Squadra Corse	HONDA	2'01.507	8	14	1.824 0.109	235.5
17	82 Stefano NEPA	ITA	LEVELUP - MTA	KTM	2'01.572	13	14	1.889 0.065	234.0
18	48 Ivan ORTOLA	SPA	MT Helmets - MSI	KTM	2'01.965	9	13	2.282 0.393	236.5
19	7 Filippo FARIOLI	ITA	SIC58 Squadra Corse	HONDA	2'01.970	6	13	2.287 0.005	234.5
20	31 Adrian FERNANDEZ	SPA	Leopard Racing	HONDA	2'02.199	10	11	2.516 0.229	235.0
21	36 Angel PIQUERAS	SPA	Leopard Racing	HONDA	2'02.236	11	13	2.553 0.037	238.6
22	6 Ryusei YAMANAKA	JPN	MT Helmets - MSI	KTM	2'02.488	12	12	2.805 0.252	238.6
23	55 Noah DETTWILER	SWI	CIP Green Power	KTM	2'02.491	7	14	2.808 0.003	238.6
24	93 Arbi ADITAMA	INA	Honda Team Asia	HONDA	2'02.562	14	14	2.879 0.071	233.5
25	54 Riccardo ROSSI	ITA	CIP Green Power	KTM	2'02.621	12	13	2.938 0.059	236.5
26	72 Taiyo FURUSATO	JPN	Honda Team Asia	HONDA	2'03.572	13	13	3.889 0.951	235.5
27	5 Tatchakorn BUASRI	THA	Honda Team Asia	HONDA	2'03.576	6	13	3.893 0.004	232.0

Practice condition: Dry

Air: 19°

Humidity: 80%

Ground: 24°

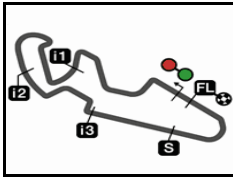
Fastest Lap:	Lap: 14	David ALONSO	1'59.683	152.7 Km/h
Best Race Lap:	2022	Deniz ÖNCÜ	1'57.896	155.0 Km/h
All-Time Lap Record:	2018	Jorge MARTIN	1'57.066	156.1 Km/h

The results are provisional until the end of the limit for protest and appeals.

Time limit for protest expires 60' after publication of the results - Time:

These data/results cannot be reproduced, stored and/or transmitted in whole or in part by any manner of electronic, mechanical, photocopying, recording, broadcasting or otherwise now known or herein after developed without the previous express consent by the copyright owner, except for reproduction in daily press and regular printed publications on sale to the public within 60 days of the event related to those data/results and always provided that copyright symbol appears together as follows below.

© DORNA, 2024



5077 m.

GRAN PREMIO GoPro DE ARAGÓN

Free Practice

Top Speed & Average

4



Rider	Nation	Motorcycle	Top 5 speeds					Average	Top
66 Joel KELSO	AUS	KTM	241.3	239.7	236.0	235.5	235.5	237.6	241.3
12 Jacob ROULSTONE	AUS	GASGAS	240.8	238.6	238.1	237.1	237.1	238.3	240.8
24 Tatsuki SUZUKI	JPN	HUSQVARNA	240.2	239.2	238.1	238.1	237.6	238.6	240.2
85 Xabi ZURUTUA	SPA	KTM	239.7	237.1	236.0	236.0	236.0	236.8	239.7
96 Daniel HOLGADO	SPA	GASGAS	239.2	239.2	237.6	237.1	236.5	237.9	239.2
6 Ryusei YAMANAKA	JPN	KTM	238.6	235.0	234.5	233.5	233.0	234.9	238.6
36 Angel PIQUERAS	SPA	HONDA	238.6	236.0	236.0	235.5	235.5	236.3	238.6
55 Noah DETTWILER	SWI	KTM	238.6	237.1	235.5	233.5	232.0	235.3	238.6
99 Jose Antonio RUEDA	SPA	KTM	238.6	238.6	237.6	236.0	236.0	237.4	238.6
10 Nicola CARRARO	ITA	KTM	238.1	234.0	233.5	233.5	232.0	234.2	238.1
21 Vicente PEREZ	SPA	HONDA	238.1	237.1	235.5	234.0	233.5	235.6	238.1
18 Matteo BERTELLE	ITA	HONDA	237.6	235.5	234.5	234.0	233.5	234.8	237.6
95 Collin VEIJER	NED	HUSQVARNA	237.6	235.0	233.0	232.5	232.5	233.7	237.6
22 David ALMANSA	SPA	HONDA	237.1	236.5	236.0	236.0	235.0	236.1	237.1
80 David ALONSO	COL	CFMOTO	237.1	237.1	236.5	235.5	235.5	236.3	237.1
48 Ivan ORTOLA	SPA	KTM	236.5	233.5	233.5	233.5	232.5	233.5	236.5
54 Riccardo ROSSI	ITA	KTM	236.5	236.0	234.5	234.0	232.5	234.7	236.5
64 David MUÑOZ	SPA	KTM	236.5	235.5	235.0	234.5	233.5	235.0	236.5
58 Luca LUNETTA	ITA	HONDA	235.5	235.5	235.0	235.0	234.5	235.1	235.5
72 Taiyo FURUSATO	JPN	HONDA	235.5	235.5	233.5	233.5	232.5	233.5	235.5
78 Joel ESTEBAN	SPA	CFMOTO	235.5	234.0	234.0	233.5	233.5	234.0	235.5
31 Adrian FERNANDEZ	SPA	HONDA	235.0	235.0	234.0	234.0	233.0	234.0	235.0
7 Filippo FARIOLI	ITA	HONDA	234.5	232.5	230.0	230.0	230.0	231.4	234.5
82 Stefano NEPA	ITA	KTM	234.0	234.0	232.0	232.0	231.5	232.4	234.0
19 Scott OGDEN	GBR	HONDA	233.5	233.0	233.0	232.5	232.0	232.6	233.5
93 Arbi ADITAMA	INA	HONDA	233.5	232.0	231.5	231.0	230.5	231.5	233.5
5 Tatchakorn BUASRI	THA	HONDA	232.0	231.5	231.5	231.5	229.5	230.9	232.0

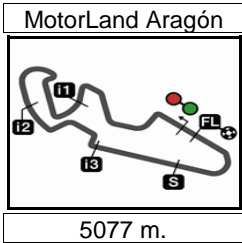
These data/results cannot be reproduced, stored and/or transmitted in whole or in part by any manner of electronic, mechanical, photocopying, recording, broadcasting or otherwise now known or herein after developed without the previous express consent by the copyright owner, except for reproduction in daily press and regular printed publications on sale to the public within 60 days of the event related to those data/results and always provided that copyright symbol appears together as follows below.

© DORNA, 2024

Official MotoGP Timing by TISSOT
www.motogp.com



Alcañiz, Friday, August 30, 2024



GRAN PREMIO GoPro DE ARAGÓN

Free Practice

Chronological Analysis of Performances

5

* Lap / Sector time cancelled T1 Time from finish line to 1st intermediate T3 Time from 2nd intermed. to 3rd intermed.
P Crossing the finish line in pit lane T2 Time from 1st intermed. to 2nd intermed. T4 Time from 3rd intermediate to finish line

Lap	Lap Time	T1	T2	T3	T4	Speed	Lap	Lap Time	T1	T2	T3	T4	Speed	
1st	80	David ALONSO CFMOTO Gaviota As COL						9	2'05.624	37.564	34.422	22.906	30.732	234.0
		Runs=2	Total laps=15	Full laps=12	Valid laps=11		10	2'04.278	36.349	34.370	22.956	30.603	234.5	
1	2'11.706	32.249	36.908	24.955	31.465	235.5	11	2'02.363	34.599	34.150	22.867	30.747	233.5	
2	2'07.149	36.614	35.665	23.823	31.047	237.1	12	2'05.518 P	34.531	34.366	22.946	33.675	232.0	
3	2'04.266	35.575	34.923	23.257	30.511	234.5	13	5'18.384	30.844	34.641	22.734	30.521	230.5	
4	2'02.613	34.801	34.401	23.001	30.410	234.5	14	2'00.971	34.254	33.764	22.553	30.400	232.5	
5	2'02.017	34.542	34.363	22.814	30.298	234.5	15	2'00.375	33.989	33.651	22.468	30.267	232.5	
6	2'01.641	34.349	34.194	22.742	30.356	236.5	16	1'59.944	33.712	33.600	22.430	30.202	233.0	
7	2'02.050	34.168	34.253	23.075	30.554	237.1	4th 96 Daniel HOLGADO Red Bull GASGAS Te SPA							
		Runs=2	Total laps=15	Full laps=12	Valid laps=11		1	2'45.086	31.228	36.323	24.208	31.240	233.0	
8	2'05.464	34.827	35.520	23.583	31.534	227.6	2	2'07.493	37.076	35.818	23.481	31.118	234.5	
9	2'01.821	34.225	34.158	22.835	30.603	235.0	3	2'06.184	36.103	35.321	23.853	30.907	239.2	
10	2'02.280	34.542	34.264	22.765	30.709	234.5	4	2'04.759	35.815	34.980	23.167	30.797	236.5	
11	2'09.785 P	34.957	35.725	23.816	35.287	228.1	5	2'05.803 *	35.48*	34.961	23.186	32.169	215.0	
12	7'23.470	30.859	34.386	22.714	30.121	235.0	6	2'03.140	35.097	34.544	22.948	30.551	237.6	
13	2'00.206	33.901	33.870	22.405	30.030	235.5	7	2'02.356	34.648	34.300	22.820	30.588	239.2	
14	1'59.683	33.765	33.721	22.210	29.987	234.5	8	2'02.056	34.666	34.265	22.771	30.354	236.0	
15	1'59.542 *	33.544	33.584	22.311*	30.103	235.0	9	2'04.810 P	34.34*	34.427	22.659	33.384	227.1	
2nd	99	Jose Antonio RUED Red Bull KTM Ajo SPA						10	6'54.952	33.035	34.677	22.844	30.869	234.0
		Runs=2	Total laps=15	Full laps=12	Valid laps=11		11	2'01.588	34.549	34.144	22.498	30.397	237.1	
1	2'33.767	31.965	36.228	24.297	31.196	234.5	12	2'00.787	34.249	33.806	22.398	30.334	234.0	
2	2'05.505	35.664	35.530	23.521	30.790	235.5	13	2'00.280	34.098	33.682	22.323	30.177	234.5	
3	2'04.437 *	35.80*	34.771	23.124	30.733	237.6	14	2'00.497	34.020	33.715	22.500	30.262	234.0	
4	2'02.823	35.154	34.484	22.782	30.403	236.0	15	2'00.007	33.976	33.551	22.274	30.206	236.0	
5	2'01.958	34.691	34.295	22.663	30.309	234.5	5th 66 Joel KELSO BOE Motorsports AUS							
		Runs=2	Total laps=14	Full laps=11	Valid laps=11		1	2'42.578	32.061	36.711	24.251	31.694	233.0	
6	2'01.090	34.381	34.084	22.519	30.106	236.0	2	2'07.148	36.648	35.629	23.807	31.064	233.0	
7	2'00.361	34.011	33.819	22.442	30.089	234.5	3	2'04.532	35.471	35.120	23.134	30.807	233.5	
8	2'00.434	34.166	33.712	22.413	30.143	234.5	4	2'03.015	34.724	34.678	23.072	30.541	234.5	
9	1'59.739	33.754	33.608	22.262	30.115	234.5	5	2'02.227	34.352	34.567	22.914	30.394	236.0	
10	1'59.831	33.845	33.715	22.277	29.994	238.6	6	2'01.670	34.393	34.318	22.831	30.128	241.3	
11	2'05.096 P	33.888	34.155	23.837	33.216	218.9	7	2'08.070	34.625	39.373	23.365	30.707	235.0	
12	7'28.933	31.646	34.607	23.113	30.171	238.6	8	2'01.416	34.142	34.155	22.661	30.458	234.0	
13	2'00.670	34.231	33.817	22.489	30.133	235.5	9	2'01.839	34.183	34.150	22.997	30.509	235.5	
14	2'01.010	33.855	33.685	23.284	30.186	235.0	10	2'01.729	34.288	34.195	22.683	30.563	234.5	
15	1'59.933	33.856	33.696	22.340	30.041	235.5	11	2'13.221 P	35.956	35.548	27.412	34.305	220.6	
3rd	22	David ALMANSA Kopron Rivacold Snip SPA						12	8'05.217	32.708	34.783	22.764	30.481	234.0
		Runs=2	Total laps=16	Full laps=13	Valid laps=13		13	2'00.064	33.887	33.670	22.530	29.977	235.5	
1	2'38.597	33.045	38.148	25.477	32.212	230.5	14	2'02.043	34.550	34.462	22.512	30.519	239.7	
2	2'08.261	36.973	36.153	23.833	31.302	232.0	Fastest Lap: David ALONSO CFMOTO Gaviota As COL 1'59.683 33.765 33.721 22.210 29.987							
3	2'05.672	35.869	35.350	23.350	31.103	233.0	These data/results cannot be reproduced, stored and/or transmitted in whole or in part by any manner of electronic, mechanical, photocopying, recording, broadcasting or otherwise now known or herein after developed without the previous express consent by the copyright owner, except for reproduction in daily press and regular printed publications on sale to the public within 60 days of the event related to those data/results and always provided that copyright symbol appears together as follows below. © DORNA, 2024							
4	2'05.201	36.133	35.003	23.317	30.748	236.0	Official MotoGP Timing by TISSOT www.motogp.com							
5	2'03.466	35.050	34.525	23.312	30.579	236.5	Alcañiz, Friday, August 30, 2024							
6	2'02.475	34.687	34.209	22.985	30.594	236.0	Page 1 of 5							
7	2'02.579	34.624	34.585	22.807	30.563	235.0								
8	2'02.636	34.571	34.449	23.053	30.563	237.1								

Fastest Lap: David ALONSO CFMOTO Gaviota As COL **1'59.683** 33.765 33.721 22.210 29.987

These data/results cannot be reproduced, stored and/or transmitted in whole or in part by any manner of electronic, mechanical, photocopying, recording, broadcasting or otherwise now known or herein after developed without the previous express consent by the copyright owner, except for reproduction in daily press and regular printed publications on sale to the public within 60 days of the event related to those data/results and always provided that copyright symbol appears together as follows below.
© DORNA, 2024

Free Practice

Moto3

Lap	Lap Time	T1	T2	T3	T4	Speed	Lap	Lap Time	T1	T2	T3	T4	Speed	
6th	12	Jacob ROULSTONE Red Bull GASGAS Te AUS						2	2'08.234	37.119	35.720	23.900	31.495	232.0
		Runs=2	Total laps=15	Full laps=12	Valid laps=12		3	2'04.820	35.622	35.070	23.458	30.670	235.5	
1	2'34.647	32.156	38.012	24.474	31.247	234.0	4	2'04.374	35.371	34.854	23.405	30.744	238.1	
2	2'06.894	36.285	35.715	23.929	30.965	233.0	5	2'03.809	35.142	35.167	23.041	30.459	237.1	
3	2'05.822	35.840	35.384	23.812	30.786	235.5	6	2'03.050	35.137	34.538	22.837	30.538	233.5	
4	2'05.146	35.477	34.962	23.585	31.122	235.0	7	2'03.110	34.919	34.615	22.916	30.660	232.5	
5	2'04.951	35.414	34.997	23.616	30.924	238.6	8	2'02.835 *	34.763	34.333	22.873*	30.866	232.0	
6	2'04.144	35.419	34.789	23.163	30.773	238.1	9	2'03.034	34.730	34.437	23.025	30.842	232.0	
7	2'03.332	34.710	34.831	23.028	30.763	240.8	10	2'11.870 P	37.15*	36.243	24.751	33.723	224.3	
8	2'03.098	34.718	34.788	23.144	30.448	235.5	11	9'38.724	29.535	34.654	22.868	30.711	231.0	
9	2'05.124 P	34.710	34.569	23.220	32.625	236.5	12	2'00.779	34.116	33.788	22.509	30.366	234.0	
10	6'16.060	30.322	35.191	23.209	30.944	232.5	13	2'02.886	34.167	35.471	22.630	30.618	230.5	
11	2'03.541	34.864	34.722	23.120	30.835	232.5								
12	2'02.807	34.541	34.599	23.218	30.449	235.0	10th	18	Matteo BERTELLE Kopron Rivacold Snip ITA					
13	2'02.151	34.446	34.524	22.794	30.387	237.1			Runs=2	Total laps=15	Full laps=12	Valid laps=12		
14	2'02.175	34.625	34.488	22.735	30.327	235.0	1	2'47.305	30.735	36.012	24.097	31.213	232.5	
15	2'00.418	33.866	33.868	22.563	30.121	237.1	2	2'05.336	35.855	35.061	23.442	30.978	237.6	
							3	2'05.942	36.150	35.317	23.525	30.950	234.0	
7th	95	Collin VEIJER Liqui Moly Husqvarna NED						4	2'04.833	35.875	34.869	23.037	31.052	231.0
		Runs=2	Total laps=14	Full laps=11	Valid laps=10		5	2'05.275	35.773	34.882	23.513	31.107	224.8	
1	3'59.088	34.437	37.718	25.464	32.614	231.5	6	2'03.057	34.916	34.525	22.881	30.735	231.5	
2	2'09.846 *	37.34*	36.057	24.639	31.808	231.5	7	2'02.932	34.838	34.407	22.815	30.872	234.5	
3	2'07.453	36.457	35.742	23.959	31.295	232.0	8	2'02.303	34.657	34.336	22.653	30.657	231.5	
4	2'05.458	35.679	35.233	23.612	30.934	232.0	9	2'01.910	34.479	34.250	22.733	30.448	235.5	
5	2'06.406	35.494	36.506	23.596	30.810	232.5	10	2'01.742	34.412	34.201	22.652	30.477	233.0	
6	2'03.085	34.852	34.501	23.108	30.624	232.5	11	2'01.714	34.453	34.208	22.593	30.460	233.5	
7	2'02.782	34.707	34.376	23.032	30.667	232.5	12	2'08.017 P	35.768	35.533	23.318	33.398	233.5	
8	2'02.061	34.438	34.203	22.991	30.429	232.0	13	5'29.546	30.348	34.796	22.820	30.677	232.5	
9	2'01.965	34.422	34.145	22.780	30.618	231.5	14	2'00.782	34.115	33.843	22.422	30.402	231.5	
10	2'12.505 P	36.539	37.518	24.160	34.288	237.6	15	2'04.558	34.872	36.778	22.619	30.289	233.0	
11	6'17.301	31.932	35.689	23.838	33.203	208.3								
12	2'01.041	34.347	33.866	22.626	30.202	235.0	11th	19	Scott OGDEN Fibre Tec Honda - ML GBR					
13	2'00.530	34.055	33.715	22.476	30.284	233.0			Runs=2	Total laps=15	Full laps=12	Valid laps=12		
14	2'05.799	36.912	34.772	23.585	30.530	232.5	1	2'43.579	31.593	36.791	24.680	31.569	230.0	
							2	2'07.123	36.465	35.551	23.919	31.188	232.0	
8th	24	Tatsuki SUZUKI Liqui Moly Husqvarna JPN						3	2'08.341	36.742	35.955	23.920	31.724	228.6
		Runs=2	Total laps=15	Full laps=12	Valid laps=11		4	2'04.771	35.855	35.108	23.155	30.653	233.0	
1	2'45.770	30.313	36.035	23.985	31.223	232.5	5	2'04.347	35.639	34.779	23.201	30.728	231.5	
2	2'05.626	36.191	35.319	23.286	30.830	235.0	6	2'03.928	35.007	34.878	23.346	30.697	233.5	
3	2'04.679 *	35.87*	35.124	22.942	30.736	236.5	7	2'03.632	34.892	35.033	23.041	30.666	233.0	
4	2'02.553	34.862	34.565	22.674	30.452	237.6	8	2'02.821	34.658	34.302	23.214	30.647	232.0	
5	2'01.681	34.404	34.264	22.678	30.335	239.2	9	2'02.099	34.423	34.228	22.753	30.695	232.0	
6	2'01.604	34.430	34.257	22.608	30.309	240.2	10	2'07.787 P	34.435	34.344	24.680	34.328	226.2	
7	2'02.114	34.530	34.416	22.750	30.418	238.1	11	5'36.819	30.831	34.808	22.964	30.815	230.5	
8	2'02.249	34.575	34.416	22.780	30.478	237.1	12	2'01.842	34.511	34.119	22.679	30.533	231.5	
9	2'02.161	34.493	34.237	22.750	30.681	235.0	13	2'01.368	34.246	34.048	22.554	30.520	231.0	
10	2'02.616	34.478	34.395	22.868	30.875	235.0	14	2'01.952	34.798	34.130	22.670	30.354	232.5	
11	2'03.125	34.725	34.550	22.868	30.982	234.5	15	2'00.800	33.930	33.915	22.530	30.425	230.5	
12	2'20.162 P	36.226	38.242	25.955	39.739	152.6								
13	6'58.902	31.421	34.920	22.784	30.557	235.0	12th	78	Joel ESTEBAN CFMOTO Gaviota As SPA					
14	2'01.525	34.369	34.224	22.565	30.367	237.1			Runs=2	Total laps=15	Full laps=12	Valid laps=12		
15	2'00.665	33.973	33.968	22.615	30.109	238.1	1	2'11.255	32.432	37.343	24.666	31.645	232.5	
							2	2'07.608	36.766	35.790	23.704	31.348	232.5	
9th	21	Vicente PEREZ Fibre Tec Honda - ML SPA						3	2'05.856	36.243	35.156	23.350	31.107	234.0
		Runs=2	Total laps=13	Full laps=10	Valid laps=9		4	2'04.584	35.772	34.844	23.062	30.906	233.5	
1	2'36.292	32.828	38.388	24.586	32.118	231.5	5	2'04.051	35.451	34.699	23.033	30.868	232.5	

Fastest Lap: David ALONSO CFMOTO Gaviota As COL **1'59.683** 33.765 33.721 22.210 29.987

These data/results cannot be reproduced, stored and/or transmitted in whole or in part by any manner of electronic, mechanical, photocopying, recording, broadcasting or otherwise now known or herein after developed without the previous express consent by the copyright owner, except for reproduction in daily press and regular printed publications on sale to the public within 60 days of the event related to those data/results and always provided that copyright symbol appears together as follows below.
© DORNA, 2024

Free Practice

Moto3

Lap	Lap Time	T1	T2	T3	T4	Speed	Lap	Lap Time	T1	T2	T3	T4	Speed
6	2'03.794	35.611	34.379	22.940	30.864	233.5	10	7'04.077	28.990	34.329	22.719	30.660	234.0
7	2'03.585	35.414	34.398	22.909	30.864	233.0	11	2'01.576	34.290	34.066	22.741	30.479	236.0
8	2'03.401	35.390	34.272	22.809	30.930	233.0	12	2'04.939	34.461	36.449	23.364	30.665	235.0
9	2'02.841	35.042	34.270	22.676	30.853	233.0	13	2'01.398	34.271	33.968	22.724	30.435	236.0
10	2'03.612	35.098	34.454	22.845	31.215	221.5	14	2'05.385	34.416	36.343	23.175	31.451	233.0
11	2'04.876 P	35.113	34.151	22.565	33.047	235.5	15	2'03.638	35.115	34.747	22.934	30.842	232.0
12	7'17.703	30.120	34.083	22.605	30.758	233.5	16th 58 Luca LUNETTA SIC58 Squadra Corse ITA Runs=2 Total laps=14 Full laps=11 Valid laps=11						
13	2'01.979	34.873	34.194	22.542	30.370	233.0							
14	2'01.131	34.493	33.939	22.354	30.345	234.0							
15	2'02.463	34.592	34.206	22.927	30.738	233.0							
1	2'15.898	32.837	36.990	24.905	32.613	229.5	1	2'25.813	35.101	38.134	24.881	31.798	233.5
2	2'10.109	37.190	37.494	23.850	31.575	231.0	2	2'09.565	37.712	36.142	24.114	31.597	233.5
3	2'07.680	36.223	35.829	24.020	31.608	230.5	3	2'06.524	35.879	35.693	23.833	31.119	235.0
4	2'05.425	35.667	35.326	23.307	31.125	231.5	4	2'04.339	35.635	34.746	23.107	30.851	231.0
5	2'04.921	35.063	35.438	23.158	31.262	231.0	5	2'03.079	34.958	34.499	23.066	30.556	233.5
6	2'03.891	34.676	35.005	22.980	31.230	231.5	6	2'02.684	34.832	34.345	22.952	30.555	232.5
7	2'03.517	34.590	35.317	22.835	30.775	233.5	7	2'02.116	34.468	34.293	22.739	30.616	232.5
8	2'05.036	35.171	34.917	23.179	31.769	227.1	8	2'01.507	34.254	34.044	22.664	30.545	232.5
9	2'04.882	35.507	34.956	23.186	31.233	231.5	9	2'11.258 P	37.238	35.168	23.932	34.920	206.7
10	2'08.327 P	35.195	36.960	23.506	32.666	232.0	10	8'18.410	30.430	35.222	23.615	30.820	232.0
11	8'25.162	33.334	35.400	23.512	31.321	231.0	11	2'02.706	34.815	34.406	22.901	30.584	235.5
12	2'02.755	34.849	34.386	22.803	30.717	234.0	12	2'02.153	34.550	34.112	22.879	30.612	234.5
13	2'01.899 *	34.551	34.130	22.520*	30.698	233.5	13	2'02.279	34.413	34.378	22.781	30.707	235.0
14	2'01.234	34.086	34.429	22.480	30.239	238.1	14	2'03.073	34.738	34.580	22.947	30.808	235.5
1	2'04.864	31.346	36.510	24.190	31.921	231.5	17th 82 Stefano NEPA LEVELUP - MTA ITA Runs=2 Total laps=14 Full laps=11 Valid laps=11						
2	2'06.837	36.549	35.460	23.515	31.313	233.5							
3	2'04.895	35.472	35.262	23.106	31.055	233.0							
4	2'03.386	35.095	34.512	22.893	30.886	233.0							
5	2'02.231	34.749	34.229	22.741	30.512	235.0	1	2'26.295	32.073	36.486	24.480	31.607	234.0
6	2'07.617	35.263	36.453	23.918	31.983	220.2	2	2'08.787	37.129	36.045	24.184	31.429	230.5
7	2'02.117	34.662	34.130	22.644	30.681	236.5	3	2'06.756	36.071	35.523	23.903	31.259	230.0
8	2'05.268	34.529	34.290	23.098	33.351	212.8	4	2'06.713	36.425	35.804	23.537	30.947	231.5
9	2'01.590	34.367	33.901	22.794	30.528	234.5	5	2'04.241	35.226	34.872	23.263	30.880	230.5
10	2'02.798	34.551	34.325	22.861	31.061	231.5	6	2'03.850	34.884	35.026	23.122	30.818	230.0
11	2'08.595 P	34.485	35.888	23.794	34.428	222.0	7	2'02.974	34.679	34.499	23.087	30.709	231.0
12	8'10.221	32.353	35.490	23.866	33.798	205.6	8	2'02.144	34.423	34.344	22.739	30.638	231.0
13	2'01.325	33.985	33.749	22.676	30.915	226.6	9	2'01.727	34.257	34.206	22.786	30.478	234.0
14	2'04.668	33.916	38.015	22.539	30.198	235.5	10	2'03.823 P	34.379	34.503	22.964	31.977	231.5
1	2'33.892	32.055	36.194	24.094	31.205	233.5	18th 48 Ivan ORTOLA MT Helmets - MSI SPA Runs=2 Total laps=13 Full laps=10 Valid laps=9						
2	2'05.725	35.853	35.312	23.547	31.013	236.0							
3	2'06.611 *	36.02*	35.465	23.588	31.529	233.0							
4	2'05.960	35.934	35.271	23.202	31.553	235.5							
5	2'04.958	35.545	35.094	23.168	31.151	232.5	1	3'33.522	30.635	35.349	23.565	31.810	232.0
6	2'03.658	35.390	34.635	23.101	30.532	239.7	2	2'04.474	35.488	35.080	23.183	30.723	232.5
7	2'03.872	34.824	34.907	23.440	30.701	236.0	3	2'06.323 *	35.63*	36.525	23.437	30.727	233.5
8	2'03.606	34.864	34.900	23.300	30.542	235.5	4	2'04.326	35.250	35.096	23.177	30.803	231.5
9	2'05.362 P	34.726	34.509	23.180	32.947	237.1	5	2'02.976	34.846	34.314	23.012	30.804	232.5
							6	2'02.433	34.737	34.190	22.862	30.644	232.5
							7	2'02.728	34.889	34.266	22.703	30.870	232.0
							8	2'02.200	34.410	34.191	22.836	30.763	232.0
							9	2'01.965	34.231	34.257	22.615	30.862	232.0
							10	2'11.927 P	39.433	35.758	23.262	33.474	230.5
							11	9'16.506	29.744	34.908	23.107	30.764	233.5
							12	2'02.264	34.602	34.300	22.736	30.626	236.5
							13	2'03.079	34.756	34.546	22.756	31.021	233.5

Fastest Lap: David ALONSO CFMOTO Gaviota As COL 1'59.683 33.765 33.721 22.210 29.987

These data/results cannot be reproduced, stored and/or transmitted in whole or in part by any manner of electronic, mechanical, photocopying, recording, broadcasting or otherwise now known or herein after developed without the previous express consent by the copyright owner, except for reproduction in daily press and regular printed publications on sale to the public within 60 days of the event related to those data/results and always provided that copyright symbol appears together as follows below.
 © DORNA, 2024

Official MotoGP Timing by TISSOT
 www.motogp.com

Alcañiz, Friday, August 30, 2024

Page 3 of 5



Free Practice

Moto3

Lap	Lap Time	T1	T2	T3	T4	Speed	Lap	Lap Time	T1	T2	T3	T4	Speed											
19th	7	Filippo FARIOLI				SIC58 Squadra Corse	ITA	9	2'07.425	P	35.288	35.000	23.164	33.973	227.6									
		Runs=2	Total laps=13	Full laps=10	Valid laps=7	10	11'15.375		30.558	34.931	23.203	30.727	233.0											
	1	3'11.412	31.394	35.579	24.816	32.050	229.0	11	2'04.190		34.956	34.766	22.951	31.517	215.8									
	2	2'07.045	36.539	35.277	23.707	31.522	229.0	12	2'02.488		34.764	34.510	22.801	30.413	238.6									
	3	2'05.066	*	35.77*	34.984	23.251	31.059	230.0	23rd 55					Noah DETTWILER		CIP Green Power	SWI							
	4	2'04.229	35.308	34.735	23.130	31.056	229.5	Runs=2		Total laps=14	Full laps=11	Valid laps=11	1	2'37.135	31.616	36.615	24.550	31.565	232.0					
	5	2'02.659	34.923	34.276	22.750	30.710	234.5	2	2'06.630	36.446	35.602	23.574	31.008	231.0	3	2'05.432	35.904	34.913	23.730	30.885	231.0			
	6	2'01.970	34.623	34.143	22.603	30.601	232.5	4	2'04.647	35.590	34.877	23.438	30.742	238.6	5	2'03.336	35.107	34.466	23.253	30.510	237.1			
	7	2'05.155	35.463	35.238	23.066	31.388	230.0	6	2'02.832	35.107	34.257	22.932	30.536	235.5	7	2'02.491	34.777	34.143	22.900	30.671	233.5			
	8	2'04.412	*	34.83*	35.013	23.085	31.484	229.0	8	2'02.680	34.616	34.444	22.847	30.773	231.5	9	2'05.373	P	35.001	34.694	23.157	32.521	229.0	
	9	2'03.916	35.042	34.670	22.954	31.250	228.1	10	7'32.581	31.289	35.916	23.757	31.759	229.0	11	2'05.785	35.861	35.008	23.468	31.448	229.0			
	10	2'05.956	*	34.825	36.864	22.969*	31.298	230.0	12	2'05.067	35.522	34.817	23.195	31.533	230.0	13	2'04.356	35.276	34.834	23.012	31.234	230.5		
	11	2'03.528	34.879	34.462	22.842	31.345	229.0	14	2'04.587	35.262	34.835	23.078	31.412	229.0	24th 93					Arbi ADITAMA		Honda Team Asia	INA	
12	2'06.371	P	34.962	34.758	22.923	33.728	229.0	Runs=2		Total laps=14	Full laps=11	Valid laps=11	1	2'26.146	34.454	37.582	24.960	32.350	228.1					
13	10'08.304	31.353	35.433	24.612	31.816	228.1	6	2'02.573	34.897	34.236	22.944	30.496	233.0	2	2'09.698	37.623	36.086	24.151	31.838	233.5				
20th 31							Adrian FERNANDEZ		Leopard Racing	SPA	7	2'02.597	34.789	34.163	23.022	30.623	232.5	3	2'08.456	36.552	35.973	23.996	31.935	230.0
Runs=1		Total laps=11	Full laps=9	Valid laps=9	8	2'02.587	34.717	34.364	22.890	30.616	233.0	4	2'08.026	36.292	35.713	23.782	32.239	228.1						
1	2'38.937	31.241	35.728	23.948	31.212	232.5	9	2'05.075	35.070	36.124	23.389	30.492	235.0	5	2'06.582	36.194	35.515	23.518	31.355	231.5				
2	2'05.408	35.709	35.120	23.548	31.031	232.0	10	2'02.199	34.886	34.078	22.770	30.465	234.0	6	2'04.804	35.355	34.880	23.131	31.438	232.0				
3	2'04.635	35.451	34.889	23.449	30.846	232.5	21st 36					Angel PIQUERAS		Leopard Racing	SPA									
4	2'04.534	35.536	34.910	23.365	30.723	234.0	Runs=3		Total laps=13	Full laps=8	Valid laps=7	7	2'02.597	34.789	34.163	23.022	30.623	232.5						
5	2'03.620	35.086	34.697	23.053	30.784	235.0	8	2'05.075	35.070	36.124	23.389	30.492	235.0	8	2'02.587	34.717	34.364	22.890	30.616	233.0				
6	2'02.573	34.897	34.236	22.944	30.496	233.0	9	2'02.199	34.886	34.078	22.770	30.465	234.0	9	2'05.075	35.070	36.124	23.389	30.492	235.0				
7	2'02.597	34.789	34.163	23.022	30.623	232.5	Runs=2		Total laps=13	Full laps=10	Valid laps=10	10	8'47.532	31.973	35.418	23.214	31.251	228.1						
8	2'02.587	34.717	34.364	22.890	30.616	233.0	11	2'02.990	34.804	34.407	22.862	30.917	230.5	11	2'02.990	34.804	34.407	22.862	30.917	230.5				
9	2'05.075	35.070	36.124	23.389	30.492	235.0	12	2'08.622	34.622	39.791	23.177	31.032	230.5	12	2'08.622	34.622	39.791	23.177	31.032	230.5				
10	2'02.199	34.886	34.078	22.770	30.465	234.0	13	2'03.278	34.669	34.561	23.000	31.048	228.6	13	2'03.278	34.669	34.561	23.000	31.048	228.6				
11	2'08.024	P	36.647	34.451	23.324	33.602	231.5	14	2'02.562	34.722	34.322	22.850	30.668	229.5	25th 54					Riccardo ROSSI		CIP Green Power	ITA	
21st 36							Angel PIQUERAS		Leopard Racing	SPA	1	2'41.102	33.418	38.215	25.146	32.101	230.0	Runs=2		Total laps=13	Full laps=10	Valid laps=10		
Runs=3		Total laps=13	Full laps=8	Valid laps=7	2	2'09.909	37.902	36.537	24.141	31.329	235.0	3	2'08.170	37.197	35.792	23.642	31.539	231.5						
1	2'30.551	32.636	37.504	25.195	32.268	231.5	4	2'07.383	35.805	35.053	24.191	32.334	228.6	4	2'07.131	36.972	35.487	23.366	31.306	232.5				
2	2'09.909	37.902	36.537	24.141	31.329	235.0	5	2'04.149	35.395	34.702	23.400	30.652	236.0	5	2'05.643	36.111	35.063	23.120	31.349	231.5				
3	2'06.355	36.221	35.372	23.765	30.997	235.0	6	2'08.183	*	38.61*	35.005	23.500	31.065	235.5	6	2'15.761	P	35.545	35.817	27.237	37.162	203.6		
4	2'07.383	35.805	35.053	24.191	32.334	228.6	7	2'10.525	P	36.653	35.581	23.998	34.293	226.6	7	10'44.531	32.715	36.114	23.734	31.426	231.0			
5	2'04.149	35.395	34.702	23.400	30.652	236.0	8	2'02.597	34.789	34.163	23.022	30.623	232.5	8	2'04.996	35.967	34.764	23.116	31.149	230.5				
6	2'08.183	*	38.61*	35.005	23.500	31.065	235.5	9	2'02.587	34.717	34.364	22.890	30.616	233.0	9	2'03.282	35.224	34.315	23.022	30.721	236.5			
7	2'10.525	P	36.653	35.581	23.998	34.293	226.6	10	2'05.075	35.070	36.124	23.389	30.492	235.0	10	2'05.489	35.333	35.160	24.157	30.839	236.0			
8	8'17.373	31.337	35.615	23.684	31.075	233.0	22nd 6					Ryusei YAMANAKA		MT Helmets - MSI	JPN									
9	2'05.481	P	35.170	34.683	23.043	32.585	234.0	Runs=2		Total laps=12	Full laps=9	Valid laps=9	1	3'31.568	31.831	36.483	24.503	31.850	230.5					
10	4'44.680	30.234	34.688	23.129	30.428	238.6	1	2'07.020	36.674	35.880	23.501	30.965	235.0	2	2'05.305	35.453	35.246	23.455	31.151	232.0				
11	2'02.236	34.554	34.239	22.779	30.664	236.0	2	2'05.157	35.663	35.290	23.353	30.851	234.5	3	2'03.316	35.007	34.650	22.847	30.812	233.5				
12	2'03.663	34.818	34.626	23.114	31.105	234.0	3	2'03.608	34.779	34.878	23.049	30.902	231.0	4	2'04.419	35.041	35.201	23.014	31.163	231.0				
13	2'04.622	35.337	34.937	23.449	30.899	235.5	4	2'04.484	35.499	34.907	23.032	31.046	231.0	5	2'05.419	35.041	35.201	23.014	31.163	231.0				

Fastest Lap: David ALONSO CFMOTO Gaviota As COL **1'59.683** 33.765 33.721 22.210 29.987

These data/results cannot be reproduced, stored and/or transmitted in whole or in part by any manner of electronic, mechanical, photocopying, recording, broadcasting or otherwise now known or herein after developed without the previous express consent by the copyright owner, except for reproduction in daily press and regular printed publications on sale to the public within 60 days of the event related to those data/results and always provided that copyright symbol appears together as follows below.
© DORNA, 2024



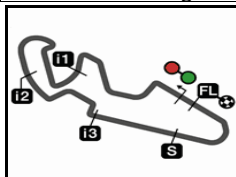
Free Practice

Moto3

Lap	Lap Time	T1	T2	T3	T4	Speed	Lap	Lap Time	T1	T2	T3	T4	Speed
26th	72	Taiyo FURUSATO		Honda Team Asia		JPN							
		Runs=2	Total laps=13	Full laps=10	Valid laps=10								
1	3'03.689	32.479	37.288	24.525	31.853	231.0							
2	2'07.004	36.538	35.596	23.675	31.195	233.5							
3	2'06.889	36.236	35.868	23.674	31.111	232.5							
4	2'05.876	35.697	35.635	23.525	31.019	232.0							
5	2'04.968	35.424	35.120	23.517	30.907	232.5							
6	2'03.750	34.966	34.826	23.192	30.766	232.5							
7	2'03.766	34.982	34.792	23.146	30.846	232.5							
8	2'11.677 P	36.865	36.164	24.333	34.315	229.5							
9	9'35.987	32.053	35.975	23.544	31.071	232.0							
10	2'04.339	35.404	34.841	23.251	30.843	232.0							
11	2'03.749	35.193	34.811	23.131	30.614	235.5							
12	2'04.422	35.145	35.184	23.344	30.749	235.5							
13	2'03.572	34.862	34.876	23.098	30.736	233.5							
27th	5	Tatchakorn BUASRI		Honda Team Asia		THA							
		Runs=2	Total laps=13	Full laps=10	Valid laps=8								
1	3'00.861	31.254	36.159	24.712	32.027	229.0							
2	2'09.229 *	37.52*	36.111	24.181	31.415	229.5							
3	2'09.312	37.744	35.880	23.981	31.707	229.5							
4	2'06.481	35.932	35.725	23.585	31.239	229.0							
5	2'04.694 *	35.13*	35.072	23.373	31.115	225.7							
6	2'03.576	34.879	34.669	22.981	31.047	231.5							
7	2'04.199	34.900	34.872	23.321	31.106	232.0							
8	2'08.273	35.195	36.338	24.716	32.024	228.1							
9	2'05.501	35.094	35.271	23.600	31.536	227.6							
10	2'05.210	35.212	35.244	23.356	31.398	229.0							
11	2'12.436 P	35.699	37.197	25.372	34.168	222.9							
12	9'27.146 *	31.497	38.498	25.454*	32.683	231.5							
13	2'03.852	35.113	34.823	23.099	30.817	231.5							

Fastest Lap: David ALONSO CFMOTO Gaviota As COL **1'59.683** 33.765 33.721 22.210 29.987

These data/results cannot be reproduced, stored and/or transmitted in whole or in part by any manner of electronic, mechanical, photocopying, recording, broadcasting or otherwise now known or herein after developed without the previous express consent by the copyright owner, except for reproduction in daily press and regular printed publications on sale to the public within 60 days of the event related to those data/results and always provided that copyright symbol appears together as follows below.
© DORNA, 2024



5077 m.

GRAN PREMIO GoPro DE ARAGÓN

Free Practice

Best Partial Times

Moto3™

IT Ideal Lap Time, sum of the best partial times


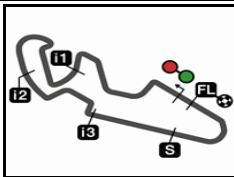
BT Best Lap Time

T1		T2		T3		T4				IT	BT	
Pos	Rider	Time	Rider	Time	Rider	Time	Rider	Time	Pos	Rider	IT	BT
1	D.ALONSO	33.544	D.HOLGADO	33.551	D.ALONSO	22.210	J.KELSO	29.977	1	D.ALONSO	1'59.325	1'59.683 (1)
2	ALMANSA	33.712	D.ALONSO	33.584	J.RUEDA	22.262	D.ALONSO	29.987	2	J.RUEDA	1'59.618	1'59.739 (2)
3	J.RUEDA	33.754	D.ALMANSA	33.600	D.HOLGADO	22.274	J.RUEDA	29.994	3	D.ALMANSA	1'59.944	1'59.944 (3)
4	J.ROULSTONE	33.866	J.RUEDA	33.608	J.ESTEBAN	22.354	T.SUZUKI	30.109	4	D.HOLGADO	1'59.978	2'00.007 (4)
5	J.KELSO	33.887	J.KELSO	33.670	M.BERTELLE	22.422	J.ROULSTONE	30.121	5	J.KELSO	2'00.046	2'00.064 (5)
6	D.MUÑOZ	33.916	C.VEIJER	33.715	D.ALMANSA	22.430	D.HOLGADO	30.177	6	D.MUÑOZ	2'00.402	2'01.325 (14)
7	S.OGDEN	33.930	D.MUÑOZ	33.749	C.VEIJER	22.476	D.MUÑOZ	30.198	7	J.ROULSTONE	2'00.418	2'00.418 (6)
8	T.SUZUKI	33.973	V.PEREZ	33.788	N.CARRARO	22.480	D.ALMANSA	30.202	8	C.VEIJER	2'00.448	2'00.530 (7)
9	D.HOLGADO	33.976	M.BERTELLE	33.843	V.PEREZ	22.509	C.VEIJER	30.202	9	T.SUZUKI	2'00.615	2'00.665 (8)
10	C.VEIJER	34.055	J.ROULSTONE	33.868	J.KELSO	22.512	N.CARRARO	30.239	10	M.BERTELLE	2'00.669	2'00.782 (10)
11	N.CARRARO	34.086	S.OGDEN	33.915	S.OGDEN	22.530	M.BERTELLE	30.289	11	S.OGDEN	2'00.729	2'00.800 (11)
12	M.BERTELLE	34.115	J.ESTEBAN	33.939	D.MUÑOZ	22.539	J.ESTEBAN	30.345	12	V.PEREZ	2'00.779	2'00.779 (9)
13	V.PEREZ	34.116	T.SUZUKI	33.968	J.ROULSTONE	22.563	S.OGDEN	30.354	13	N.CARRARO	2'00.935	2'01.234 (13)
14	S.NEPA	34.172	X.ZURUTUZA	33.968	T.SUZUKI	22.565	V.PEREZ	30.366	14	J.ESTEBAN	2'01.131	2'01.131 (12)
15	I.ORTOLA	34.231	L.LUNETTA	34.044	F.FARIOLI	22.603	R.YAMANAKA	30.413	15	X.ZURUTUZA	2'01.393	2'01.398 (15)
16	L.LUNETTA	34.254	A.FERNANDEZ	34.078	I.ORTOLA	22.615	A.PIQUERAS	30.428	16	L.LUNETTA	2'01.507	2'01.507 (16)
17	X.ZURUTUZA	34.271	N.CARRARO	34.130	R.ROSSI	22.661	X.ZURUTUZA	30.435	17	S.NEPA	2'01.519	2'01.572 (17)
18	J.ESTEBAN	34.493	F.FARIOLI	34.143	L.LUNETTA	22.664	A.FERNANDEZ	30.465	18	I.ORTOLA	2'01.662	2'01.965 (18)
19	A.PIQUERAS	34.554	N.DETTWILER	34.143	S.NEPA	22.696	S.NEPA	30.478	19	F.FARIOLI	2'01.970	2'01.970 (19)
20	N.DETTWILER	34.616	S.NEPA	34.173	X.ZURUTUZA	22.719	N.DETTWILER	30.510	20	A.PIQUERAS	2'02.000	2'02.236 (21)
21	A.ADITAMA	34.622	I.ORTOLA	34.190	A.FERNANDEZ	22.770	L.LUNETTA	30.545	21	A.FERNANDEZ	2'02.030	2'02.199 (20)
22	F.FARIOLI	34.623	R.ROSSI	34.229	A.PIQUERAS	22.779	F.FARIOLI	30.601	22	N.DETTWILER	2'02.116	2'02.491 (23)
23	A.FERNANDEZ	34.717	A.PIQUERAS	34.239	R.YAMANAKA	22.801	T.FURUSATO	30.614	23	A.ADITAMA	2'02.462	2'02.562 (24)
24	R.YAMANAKA	34.764	A.ADITAMA	34.322	N.DETTWILER	22.847	I.ORTOLA	30.626	24	R.YAMANAKA	2'02.488	2'02.488 (22)

These data/results cannot be reproduced, stored and/or transmitted in whole or in part by any manner of electronic, mechanical, photocopying, recording, broadcasting or otherwise now known or herein after developed without the previous express consent by the copyright owner, except for reproduction in daily press and regular printed publications on sale to the public within 60 days of the event related to those data/results and always provided that copyright symbol appears together as follows below.

© DORNA, 2024

MotorLand Aragón

Results and timing service provided by  **TISSOT**

5077 m.

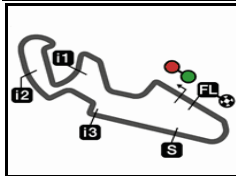
GRAN PREMIO GoPro DE ARAGÓN**Free Practice****Best Partial Times****Moto3™***IT* Ideal Lap Time, sum of the best partial times*BT* Best Lap Time

<i>T1</i>		<i>T2</i>		<i>T3</i>		<i>T4</i>						
<i>Pos</i>	<i>Rider</i>	<i>Time</i>	<i>Rider</i>	<i>Time</i>	<i>Rider</i>	<i>Time</i>	<i>Rider</i>	<i>Time</i>	<i>Pos</i>	<i>Rider</i>	<i>IT</i>	<i>BT</i>
25	T.FURUSATO	34.862	R.YAMANAKA	34.510	A.ADITAMA	22.850	A.ADITAMA	30.668	25	R.ROSSI	2'02.543	2'02.621 (25)
26	T.BUASRI	34.879	T.BUASRI	34.669	T.BUASRI	22.981	R.ROSSI	30.721	26	T.BUASRI	2'03.346	2'03.576 (27)
27	R.ROSSI	34.932	T.FURUSATO	34.792	T.FURUSATO	23.098	T.BUASRI	30.817	27	T.FURUSATO	2'03.366	2'03.572 (26)

These data/results cannot be reproduced, stored and/or transmitted in whole or in part by any manner of electronic, mechanical, photocopying, recording, broadcasting or otherwise now known or herein after developed without the previous express consent by the copyright owner, except for reproduction in daily press and regular printed publications on sale to the public within 60 days of the event related to those data/results and always provided that copyright symbol appears together as follows below.
© DORNA, 2024

Official MotoGP Timing by **TISSOT**
www.motogp.com





5077 m.

GRAN PREMIO GoPro DE ARAGÓN

Free Practice

Fastest Laps Sequence

<i>Practice Time</i>	 <i>Rider</i>	<i>Nation</i>	<i>Motorcycle</i>	<i>Time</i>	<i>Km/h</i>	<i>Rider's Lap</i>
4'11.701	64 David MUÑOZ	SPA	KTM	2'06.837	144.0	2
4'39.272	99 Jose Antonio RUEDA	SPA	KTM	2'05.505	145.6	2
4'44.345	31 Adrian FERNANDEZ	SPA	HONDA	2'05.408	145.7	2
4'52.641	18 Matteo BERTELLE	ITA	HONDA	2'05.336	145.8	2
5'37.996	48 Ivan ORTOLA	SPA	KTM	2'04.474	146.8	2
6'23.121	80 David ALONSO	COL	CFMOTO	2'04.266	147.0	3
8'19.982	64 David MUÑOZ	SPA	KTM	2'03.386	148.1	4
8'25.734	80 David ALONSO	COL	CFMOTO	2'02.613	149.0	4
8'58.628	24 Tatsuki SUZUKI	JPN	HUSQVARNA	2'02.553	149.1	4
10'22.213	64 David MUÑOZ	SPA	KTM	2'02.231	149.5	5
10'27.751	80 David ALONSO	COL	CFMOTO	2'02.017	149.7	5
10'48.490	99 Jose Antonio RUEDA	SPA	KTM	2'01.958	149.8	5
11'00.309	24 Tatsuki SUZUKI	JPN	HUSQVARNA	2'01.681	150.2	5
12'29.392	80 David ALONSO	COL	CFMOTO	2'01.641	150.2	6
12'49.580	99 Jose Antonio RUEDA	SPA	KTM	2'01.090	150.9	6
14'49.941	99 Jose Antonio RUEDA	SPA	KTM	2'00.361	151.8	7
18'50.114	99 Jose Antonio RUEDA	SPA	KTM	1'59.739	152.6	9
34'14.151	80 David ALONSO	COL	CFMOTO	1'59.683	152.7	14

These data/results cannot be reproduced, stored and/or transmitted in whole or in part by any manner of electronic, mechanical, photocopying, recording, broadcasting or otherwise now known or herein after developed without the previous express consent by the copyright owner, except for reproduction in daily press and regular printed publications on sale to the public within 60 days of the event related to those data/results and always provided that copyright symbol appears together as follows below.

© DORNA, 2024