


4301 m.

PERTAMINA GRAND PRIX OF INDONESIA

Qualifying Nr. 1

Classification



	Rider	Nation	Team	Motorcycle	Time	Lap	Total	Gap	Top Speed
1	19 Scott OGDEN	GBR	FleetSafe Honda - MLav Racing	HONDA	1'38.295	6	8		219.5
2	99 Jose Antonio RUEDA	SPA	Red Bull KTM Ajo	KTM	1'38.532	6	8	0.237 0.237	221.7
3	82 Stefano NEPA	ITA	LEVELUP - MTA	KTM	1'38.566	6	8	0.271 0.034	219.0
4	54 Riccardo ROSSI	ITA	CIP Green Power	KTM	1'38.757	3	8	0.462 0.191	219.9
5	12 Jacob ROULSTONE	AUS	Red Bull GASGAS Tech3	GASGAS	1'38.766	8	8	0.471 0.009	221.7
6	8 Eddie O'SHEA	GBR	FleetSafe Honda - MLav Racing	HONDA	1'38.770	3	7	0.475 0.004	220.4
7	10 Nicola CARRARO	ITA	LEVELUP - MTA	KTM	1'38.863	3	8	0.568 0.093	221.7
8	93 Arbi ADITAMA	INA	Honda Team Asia	HONDA	1'38.987	8	8	0.692 0.124	220.4
9	78 Joel ESTEBAN	SPA	CFMOTO Gaviota Aspar Team	CFMOTO	1'39.165	7	9	0.870 0.178	217.7
10	18 Matteo BERTELLE	ITA	Kopron Rivacold Snipers Team	HONDA	1'39.184	2	4	0.889 0.019	216.0
11	5 Tatchakorn BUASRI	THA	Honda Team Asia	HONDA	1'39.488	8	8	1.193 0.304	219.5
12	55 Noah DETTWILER	SWI	CIP Green Power	KTM	1'39.732	3	7	1.437 0.244	219.9
13	85 Xabi ZURUTUZA	SPA	Red Bull KTM Ajo	KTM	1'39.854	3	8	1.559 0.122	219.9

Practice condition: Dry

Air: 29°

Humidity: 78%

Ground: 62°

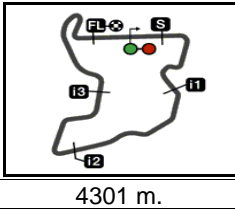
Fastest Lap:	Lap: 6	Scott OGDEN	1'38.295	157.5 Km/h
Best Race Lap:	2023	Ivan ORTOLA	1'38.936	156.5 Km/h
All-Time Lap Record:	2024	Luca LUNETTA	1'37.384	158.9 Km/h

The results are provisional until the end of the limit for protest and appeals.

Time limit for protest expires 60' after publication of the results - Time:

These data/results cannot be reproduced, stored and/or transmitted in whole or in part by any manner of electronic, mechanical, photocopying, recording, broadcasting or otherwise now known or herein after developed without the previous express consent by the copyright owner, except for reproduction in daily press and regular printed publications on sale to the public within 60 days of the event related to those data/results and always provided that copyright symbol appears together as follows below.

© DORNA, 2024



PERTAMINA GRAND PRIX OF INDONESIA

Qualifying Nr. 1

Top Speed & Average

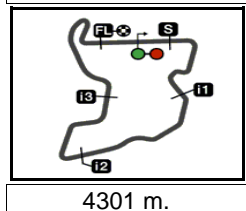
21A



Rider	Nation	Motorcycle	Top 5 speeds					Average	Top
10 Nicola CARRARO	ITA	KTM	221.7	220.4	219.9	217.7	217.7	219.5	221.7
12 Jacob ROULSTONE	AUS	GASGAS	221.7	219.5	218.1	217.3	215.1	218.3	221.7
99 Jose Antonio RUEDA	SPA	KTM	221.7	219.9	218.6	217.3	217.3	219.0	221.7
8 Eddie O'SHEA	GBR	HONDA	220.4	217.7	217.7	216.8	216.0	217.7	220.4
93 Arbi ADITAMA	INA	HONDA	220.4	216.4	215.5	215.1	214.2	216.3	220.4
54 Riccardo ROSSI	ITA	KTM	219.9	219.9	219.5	219.0	218.6	219.4	219.9
55 Noah DETTWILER	SWI	KTM	219.9	219.9	218.6	215.5	215.1	217.8	219.9
85 Xabi ZURUTUZA	SPA	KTM	219.9	218.6	217.7	216.8	216.4	217.9	219.9
5 Tatchakorn BUASRI	THA	HONDA	219.5	217.7	216.8	216.4	214.7	216.6	219.5
19 Scott OGDEN	GBR	HONDA	219.5	219.0	217.7	217.7	217.7	218.3	219.5
82 Stefano NEPA	ITA	KTM	219.0	219.0	218.6	218.1	216.8	218.3	219.0
78 Joel ESTEBAN	SPA	CFMOTO	217.7	217.3	216.0	215.5	214.7	216.0	217.7
18 Matteo BERTELLE	ITA	HONDA	216.0	215.5				215.8	216.0

These data/results cannot be reproduced, stored and/or transmitted in whole or in part by any manner of electronic, mechanical, photocopying, recording, broadcasting or otherwise now known or herein after developed without the previous express consent by the copyright owner, except for reproduction in daily press and regular printed publications on sale to the public within 60 days of the event related to those data/results and always provided that copyright symbol appears together as follows below.

© DORNA, 2024



4301 m.

PERTAMINA GRAND PRIX OF INDONESIA

Qualifying Nr. 1

Chronological Analysis of Performances

22A

* Lap / Sector time cancelled		T1 Time from finish line to 1st intermediate		T2 Time from 1st intermed. to 2nd intermed.		T3 Time from 2nd intermed. to 3rd intermed.		T4 Time from 3rd intermediate to finish line					
Lap	Lap Time	T1	T2	T3	T4	Speed	Lap	Lap Time	T1	T2	T3	T4	Speed
1st	19	Scott OGDEN		FleetSafe Honda - ML		GBR		Runs=2 Total laps=8 Full laps=5 Valid laps=5					
1	1'51.663 *	25.119	21.181*	20.581	31.087		1	1'49.468	25.914	22.705	21.743	30.756	
2	1'39.635	28.533	20.194	20.270	30.638	217.7	2	1'38.868	28.598	20.066	19.922	30.282	217.3
3	1'38.554	28.363	20.155	19.873	30.163	219.5	3	1'39.729	28.597	20.420	20.048	30.664	219.5
4	1'39.248 P	28.291	20.186	19.935	30.836	219.0	4	1'39.475 P	28.945	20.639	19.960	29.931	215.1
5	4'09.859	34.491	21.665	20.401	30.304		5	4'10.292 *	26.881	21.141*	19.944	30.772*	
6	1'38.295	28.336	20.116	19.826	30.017	217.7	6	1'38.834 *	28.254	19.947	20.066	30.567*	218.1
7	1'44.249	28.788	20.639	20.804	34.018	217.7	7	1'42.509	28.438	20.597	22.561	30.913	221.7
8	1'40.366	28.565	20.472	20.244	31.085	215.1	8	1'38.766	28.533	20.232	19.877	30.124	213.8
2nd	99	Jose Antonio RUED		Red Bull KTM Ajo		SPA		Runs=2 Total laps=8 Full laps=5 Valid laps=5					
1	1'49.119 *	25.804	25.466*	21.063	30.469		1	1'50.138	27.163	23.046	21.347	31.036	
2	1'38.753	28.460	20.329	19.865	30.099	221.7	2	1'39.399	28.568	20.497	19.775	30.559	220.4
3	1'38.641	28.383	20.142	19.929	30.187	218.6	3	1'38.770	28.420	20.378	19.845	30.127	216.0
4	1'39.904 P	28.802	20.654	20.106	30.342	216.8	4	1'40.494 P	28.931	20.511	20.033	31.019	217.7
5	4'09.776 *	31.044	21.230*	20.031	30.071		5	4'09.816	35.112	21.630	20.274	30.415	
6	1'38.532	28.517	20.169	19.784	30.062	217.3	6	1'38.934	28.474	20.403	19.846	30.211	216.8
7	1'47.443	29.202	20.756	23.467	34.018	217.3	7	1'42.623	28.657	20.558	21.406	32.002	217.7
8	1'40.016	28.696	19.972	19.913	31.435	219.9							
3rd	82	Stefano NEPA		LEVELUP - MTA		ITA		Runs=2 Total laps=8 Full laps=5 Valid laps=5					
1	1'51.012	26.277	22.427	21.146	31.205		1	1'51.810	26.810	22.225	21.455	32.196	
2	1'39.402	28.767	20.297	19.871	30.467	219.0	2	1'39.596	28.679	20.258	19.926	30.733	220.4
3	1'38.916	28.483	20.379	19.892	30.162	218.1	3	1'38.863	28.426	20.097	19.921	30.419	221.7
4	1'37.840 P	28.551	20.143	19.769	29.377	216.8	4	1'39.364 P	28.539	20.403*	19.917	30.505	217.7
5	4'10.360	32.996	21.595	20.198	31.021		5	4'07.189	32.421	21.776	20.218	30.458	
6	1'38.566	28.339	20.000	20.143	30.084	218.6	6	1'41.231 *	28.587	20.307	20.550	31.787*	217.7
7	1'47.035	28.781	20.484	26.676	31.094	215.5	7	1'44.271	28.516	20.346	22.058	33.351	216.8
8	1'38.804	28.656	20.038	19.769	30.341	219.0	8	1'39.298	28.743	20.335	19.844	30.376	219.9
4th	54	Riccardo ROSSI		CIP Green Power		ITA		Runs=2 Total laps=8 Full laps=5 Valid laps=5					
1	1'50.426	26.522	22.859	21.948	31.097		1	1'49.977	26.299	22.568	21.237	31.130	
2	1'40.301	28.577	20.405	20.150	31.169	218.6	2	1'39.982	28.935	20.390	20.095	30.562	215.1
3	1'38.757	28.407	20.223	19.994	30.133	217.7	3	1'40.386	28.801	20.612	20.098	30.875	215.5
4	1'38.706 P	28.556	20.158	19.816	30.176	219.9	4	1'39.803	28.729	20.401	19.939	30.734	216.4
5	4'09.865 *	31.365	21.139	20.048	31.021*		5	1'40.670 P	29.089	20.744	20.411	30.426	211.3
6	1'38.801	28.394	20.219	19.863	30.325	219.0	6	4'10.595 *	33.449	21.156*	20.280	30.759	
7	1'46.572	28.719	20.495	24.021	33.337	219.5	7	1'42.084 *	28.630	20.520*	20.198	32.736	214.2
8	1'38.770	28.555	20.077	19.866	30.272	219.9	8	1'38.987	28.707	20.079	19.856	30.345	220.4
5th	12	Jacob ROULSTONE		Red Bull GASGAS Te		AUS		Runs=2 Total laps=8 Full laps=5 Valid laps=4					
1	1'47.181	25.822	21.433	21.019	30.738		1	1'47.181	25.822	21.433	21.019	30.738	
2	1'39.786 *	28.728	20.633*	20.010	30.415	214.7	2	1'39.786 *	28.728	20.633*	20.010	30.415	214.7
3	1'40.035	28.667	20.548	20.562	30.258	214.7	3	1'40.035	28.667	20.548	20.562	30.258	214.7
4	1'39.585	28.728	20.585	19.879	30.393	215.5	4	1'39.585	28.728	20.585	19.879	30.393	215.5

Fastest Lap: Scott OGDEN FleetSafe Honda - ML GBR **1'38.295** 28.336 20.116 19.826 30.017

These data/results cannot be reproduced, stored and/or transmitted in whole or in part by any manner of electronic, mechanical, photocopying, recording, broadcasting or otherwise now known or herein after developed without the previous express consent by the copyright owner, except for reproduction in daily press and regular printed publications on sale to the public within 60 days of the event related to those data/results and always provided that copyright symbol appears together as follows below.
© DORNA, 2024



Qualifying Nr. 1

Moto3

Lap	Lap Time		T1	T2	T3	T4	Speed	Lap	Lap Time	T1	T2	T3	T4	Speed
5	1'39.445	P	28.946	20.970*	20.151	29.378	213.8							
6	2'31.168		30.731	21.280	20.401	30.373								
7	1'39.165		28.556	20.035	20.068	30.506	217.3							
8	1'43.463		28.822	20.534	22.710	31.397	217.7							
9	1'39.571	*	28.693	20.425	19.988	30.465*	216.0							

10th 18 Matteo BERTELLE Kopron Rivacold Snip ITA
Runs=2 Total laps=4 Full laps=1 Valid laps=1

1	1'46.400		26.274	21.933	21.363	30.760								
2	1'39.184		28.538	20.328	20.000	30.318	216.0							
3	2'42.071	P	28.475	20.108	1'16.764	36.724	215.5							
4	5'23.495		26.752	21.726	20.511	30.412								

11th 5 Tatchakorn BUASRI Honda Team Asia THA
Runs=2 Total laps=8 Full laps=5 Valid laps=4

1	1'48.925		25.993	22.160	23.044	31.079								
2	1'39.902		28.853	20.332	20.220	30.497	214.7							
3	1'39.753		28.742	20.614	20.081	30.316	216.8							
4	1'43.176	P	28.764	20.508	23.074	30.830	217.7							
5	4'07.959	*	25.851	20.800*	20.314	30.544*								
6	1'39.596		28.717	20.495	19.896	30.488	216.4							
7	1'43.097	*	28.754	20.207*	20.859	33.277	214.7							
8	1'39.488		28.857	20.221	19.883	30.527	219.5							

12th 55 Noah DETTWILER CIP Green Power SWI
Runs=2 Total laps=7 Full laps=4 Valid laps=4

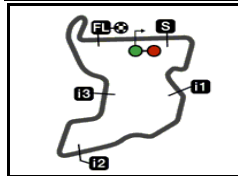
1	1'50.668		26.247	21.700	23.026	32.126								
2	1'40.218		29.354	20.270	20.240	30.354	218.6							
3	1'39.732		28.628	20.564	20.181	30.359	219.9							
4	1'39.354	P	28.734	20.323	20.173	30.124	219.9							
5	5'49.870		36.157	20.333	20.115	30.672								
6	1'40.985		28.713	20.622	20.611	31.039	215.5							
7	1'40.404		28.875	20.509	20.367	30.653	215.1							

13th 85 Xabi ZURUTUZA Red Bull KTM Ajo SPA
Runs=2 Total laps=8 Full laps=5 Valid laps=4

1	1'47.862		26.081	21.745	21.739	30.736								
2	1'40.308		28.808	20.681	20.186	30.633	216.0							
3	1'39.854		28.679	20.325	20.293	30.557	217.7							
4	1'39.597	P	28.863	20.576	20.147	30.011	216.8							
5	4'09.054		31.019	20.817	20.055	30.413								
6	1'39.903	*	28.606	20.257*	20.310	30.730*	216.4							
7	1'45.174		28.836	20.353	22.809	33.176	219.9							
8	1'43.156		28.523	20.276	20.050	34.307	218.6							

Fastest Lap: Scott OGDEN FleetSafe Honda - ML GBR **1'38.295** 28.336 20.116 19.826 30.017

These data/results cannot be reproduced, stored and/or transmitted in whole or in part by any manner of electronic, mechanical, photocopying, recording, broadcasting or otherwise now known or herein after developed without the previous express consent by the copyright owner, except for reproduction in daily press and regular printed publications on sale to the public within 60 days of the event related to those data/results and always provided that copyright symbol appears together as follows below.
© DORNA, 2024



4301 m.

PERTAMINA GRAND PRIX OF INDONESIA

After the Qualifying Nr. 1

Event Best Maximum Speed



<i>Rider</i>	<i>Nation Team</i>	<i>Motorcycle</i>	<i>Km/h</i>
58 Luca LUNETTA	ITA SIC58 Squadra Corse	HONDA	222.6 Practice Nr. 2
12 Jacob ROULSTONE	AUS Red Bull GASGAS Tech3	GASGAS	221.7 Qualifying Nr. 1
10 Nicola CARRARO	ITA LEVELUP - MTA	KTM	221.7 Qualifying Nr. 1
99 Jose Antonio RUEDA	SPA Red Bull KTM Ajo	KTM	221.7 Qualifying Nr. 1
64 David MUÑOZ	SPA BOE Motorsports	KTM	221.3 Practice Nr. 1
80 David ALONSO	COL CFMOTO Gaviota Aspar Team	CFMOTO	221.3 Practice Nr. 2
78 Joel ESTEBAN	SPA CFMOTO Gaviota Aspar Team	CFMOTO	220.8 Practice Nr. 2
8 Eddie O'SHEA	GBR FleetSafe Honda - MLav Racing	HONDA	220.4 Qualifying Nr. 1
66 Joel KELSO	AUS BOE Motorsports	KTM	220.4 Practice Nr. 1
93 Arbi ADITAMA	INA Honda Team Asia	HONDA	220.4 Qualifying Nr. 1
55 Noah DETTWILER	SWI CIP Green Power	KTM	219.9 Qualifying Nr. 1
18 Matteo BERTELLE	ITA Kopron Rivacold Snipers Team	HONDA	219.9 Practice Nr. 1
22 David ALMANSA	SPA Kopron Rivacold Snipers Team	HONDA	219.9 Practice Nr. 1
54 Riccardo ROSSI	ITA CIP Green Power	KTM	219.9 Qualifying Nr. 1
85 Xabi ZURUTUZA	SPA Red Bull KTM Ajo	KTM	219.9 Qualifying Nr. 1
5 Tatchakorn BUASRI	THA Honda Team Asia	HONDA	219.9 Free Practice
82 Stefano NEPA	ITA LEVELUP - MTA	KTM	219.5 Practice Nr. 1
24 Tatsuki SUZUKI	JPN Liqui Moly Husqvarna Intact GP	HUSQVARNA	219.5 Practice Nr. 2
19 Scott OGDEN	GBR FleetSafe Honda - MLav Racing	HONDA	219.5 Qualifying Nr. 1
95 Collin VEIJER	NED Liqui Moly Husqvarna Intact GP	HUSQVARNA	218.6 Free Practice
36 Angel PIQUERAS	SPA Leopard Racing	HONDA	218.6 Practice Nr. 1
72 Taiyo FURUSATO	JPN Honda Team Asia	HONDA	218.6 Practice Nr. 2
48 Ivan ORTOLA	SPA MT Helmets - MSI	KTM	218.1 Practice Nr. 2
31 Adrian FERNANDEZ	SPA Leopard Racing	HONDA	217.7 Practice Nr. 1
7 Filippo FARIOLI	ITA SIC58 Squadra Corse	HONDA	217.3 Practice Nr. 1
96 Daniel HOLGADO	SPA Red Bull GASGAS Tech3	GASGAS	217.3 Practice Nr. 2
6 Ryusei YAMANAKA	JPN MT Helmets - MSI	KTM	216.8 Practice Nr. 2

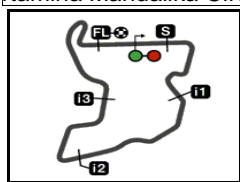
These data/results cannot be reproduced, stored and/or transmitted in whole or in part by any manner of electronic, mechanical, photocopying, recording, broadcasting or otherwise now known or herein after developed without the previous express consent by the copyright owner, except for reproduction in daily press and regular printed publications on sale to the public within 60 days of the event related to those data/results and always provided that copyright symbol appears together as follows below.

© DORNA, 2024

Official MotoGP Timing by TISSOT
www.motogp.com



Lombok, Saturday, September 28, 2024



4301 m.

PERTAMINA GRAND PRIX OF INDONESIA

Qualifying Nr. 1

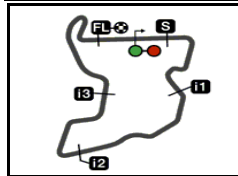
Best Partial Times

IT Ideal Lap Time, sum of the best partial times

BT Best Lap Time


<i>T1</i>		<i>T2</i>		<i>T3</i>		<i>T4</i>				<i>IT</i>	<i>BT</i>	
<i>Pos</i>	<i>Rider</i>	<i>Time</i>	<i>Rider</i>	<i>Time</i>	<i>Rider</i>	<i>Time</i>	<i>Rider</i>	<i>Time</i>	<i>Pos</i>	<i>Rider</i>		
1	J.ROULSTONE	28.254	J.ROULSTONE	19.947	S.NEPA	19.769	S.OGDEN	30.017	1	S.NEPA	1'38.192	1'38.566 (3)
2	S.OGDEN	28.291	J.RUEDA	19.972	E.O'SHEA	19.775	J.RUEDA	30.062	2	J.RUEDA	1'38.201	1'38.532 (2)
3	S.NEPA	28.339	S.NEPA	20.000	J.RUEDA	19.784	S.NEPA	30.084	3	J.ROULSTONE	1'38.202	1'38.766 (5)
4	J.RUEDA	28.383	J.ESTEBAN	20.035	R.ROSSI	19.816	J.ROULSTONE	30.124	4	S.OGDEN	1'38.250	1'38.295 (1)
5	R.ROSSI	28.394	R.ROSSI	20.077	S.OGDEN	19.826	E.O'SHEA	30.127	5	R.ROSSI	1'38.420	1'38.757 (4)
6	E.O'SHEA	28.420	A.ADITAMA	20.079	N.CARRARO	19.844	R.ROSSI	30.133	6	E.O'SHEA	1'38.700	1'38.770 (6)
7	N.CARRARO	28.426	N.CARRARO	20.097	A.ADITAMA	19.856	J.ESTEBAN	30.258	7	J.ESTEBAN	1'38.728	1'39.165 (9)
8	M.BERTELLE	28.475	M.BERTELLE	20.108	J.ROULSTONE	19.877	T.BUASRI	30.316	8	N.CARRARO	1'38.743	1'38.863 (7)
9	X.ZURUTUZA	28.523	S.OGDEN	20.116	J.ESTEBAN	19.879	M.BERTELLE	30.318	9	M.BERTELLE	1'38.901	1'39.184 (10)
10	J.ESTEBAN	28.556	T.BUASRI	20.221	T.BUASRI	19.883	A.ADITAMA	30.345	10	A.ADITAMA	1'38.910	1'38.987 (8)
11	N.DETTWILER	28.628	N.DETTWILER	20.270	M.BERTELLE	20.000	N.DETTWILER	30.354	11	T.BUASRI	1'39.137	1'39.488 (11)
12	A.ADITAMA	28.630	X.ZURUTUZA	20.276	X.ZURUTUZA	20.050	N.CARRARO	30.376	12	X.ZURUTUZA	1'39.262	1'39.854 (13)
13	T.BUASRI	28.717	E.O'SHEA	20.378	N.DETTWILER	20.115	X.ZURUTUZA	30.413	13	N.DETTWILER	1'39.367	1'39.732 (12)

These data/results cannot be reproduced, stored and/or transmitted in whole or in part by any manner of electronic, mechanical, photocopying, recording, broadcasting or otherwise now known or herein after developed without the previous express consent by the copyright owner, except for reproduction in daily press and regular printed publications on sale to the public within 60 days of the event related to those data/results and always provided that copyright symbol appears together as follows below.
© DORNA, 2024



4301 m.

PERTAMINA GRAND PRIX OF INDONESIA
Qualifying Nr. 1
Fastest Laps Sequence

<i>Practice Time</i>	 <i>Rider</i>	<i>Nation</i>	<i>Motorcycle</i>	<i>Time</i>	<i>Km/h</i>	<i>Rider's Lap</i>
3'25.584	18 Matteo BERTELLE	ITA	HONDA	1'39.184	156.1	2
3'27.872	99 Jose Antonio RUEDA	SPA	KTM	1'38.753	156.7	2
5'06.513	99 Jose Antonio RUEDA	SPA	KTM	1'38.641	156.9	3
5'09.852	19 Scott OGDEN	GBR	HONDA	1'38.554	157.1	3
12'34.725	99 Jose Antonio RUEDA	SPA	KTM	1'38.532	157.1	6
12'37.254	19 Scott OGDEN	GBR	HONDA	1'38.295	157.5	6

These data/results cannot be reproduced, stored and/or transmitted in whole or in part by any manner of electronic, mechanical, photocopying, recording, broadcasting or otherwise now known or herein after developed without the previous express consent by the copyright owner, except for reproduction in daily press and regular printed publications on sale to the public within 60 days of the event related to those data/results and always provided that copyright symbol appears together as follows below.
 © DORNA, 2024