

PERTAMINA GRAND PRIX OF INDONESIA
Free Practice Nr. 2
Classification

10

Rider	Nation	Team	Motorcycle	Time	Lap	Total	Gap	Top Speed
1 21 Franco MORBIDELLI	ITA	Prima Pramac Racing	DUCATI	1'30.330	13	14		313.9
2 41 Aleix ESPARGARO	SPA	Aprilia Racing	APRILIA	1'30.497	12	13	0.167 0.167	313.0
3 93 Marc MARQUEZ	SPA	Gresini Racing MotoGP	DUCATI	1'30.510	11	14	0.180 0.013	313.0
4 1 Francesco BAGNAIA	ITA	Ducati Lenovo Team	DUCATI	1'30.548	13	14	0.218 0.038	315.7
5 89 Jorge MARTIN	SPA	Prima Pramac Racing	DUCATI	1'30.550	6	14	0.220 0.002	315.7
6 49 Fabio DI GIANNANTONIO	ITA	Pertamina Enduro VR46 Racing Te	DUCATI	1'30.567	8	10	0.237 0.017	309.4
7 23 Enea BASTIANINI	ITA	Ducati Lenovo Team	DUCATI	1'30.582	6	13	0.252 0.015	316.7
8 12 Maverick VIÑALES	SPA	Aprilia Racing	APRILIA	1'30.673	14	14	0.343 0.091	311.2
9 20 Fabio QUARTARARO	FRA	Monster Energy Yamaha MotoGP	YAMAHA	1'30.675	5	15	0.345 0.002	313.0
10 31 Pedro ACOSTA	SPA	Red Bull GASGAS Tech3	KTM	1'30.720	7	14	0.390 0.045	316.7
11 5 Johann ZARCO	FRA	CASTROL Honda LCR	HONDA	1'30.735	9	14	0.405 0.015	310.3
12 42 Alex RINS	SPA	Monster Energy Yamaha MotoGP	YAMAHA	1'30.803	14	15	0.473 0.068	309.4
13 36 Joan MIR	SPA	Repsol Honda Team	HONDA	1'30.825	13	14	0.495 0.022	312.1
14 37 Augusto FERNANDEZ	SPA	Red Bull GASGAS Tech3	KTM	1'30.996	14	15	0.666 0.171	312.1
15 33 Brad BINDER	RSA	Red Bull KTM Factory Racing	KTM	1'31.008	6	15	0.678 0.012	317.6
16 30 Takaaki NAKAGAMI	JPN	IDEMITSU Honda LCR	HONDA	1'31.010	14	15	0.680 0.002	310.3
17 10 Luca MARINI	ITA	Repsol Honda Team	HONDA	1'31.077	12	13	0.747 0.067	310.3
18 73 Alex MARQUEZ	SPA	Gresini Racing MotoGP	DUCATI	1'31.109	7	14	0.779 0.032	311.2
19 72 Marco BEZZECCHI	ITA	Pertamina Enduro VR46 Racing Te	DUCATI	1'31.117	6	15	0.787 0.008	313.9
20 43 Jack MILLER	AUS	Red Bull KTM Factory Racing	KTM	1'31.147	11	16	0.817 0.030	312.1
21 25 Raul FERNANDEZ	SPA	Trackhouse Racing	APRILIA	1'31.194	11	12	0.864 0.047	310.3

Practice condition: **Dry**
 Air: 29°
 Humidity: 76%
 Ground: 48°

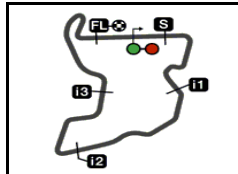
Fastest Lap:	Lap: 13	Franco MORBIDELLI	1'30.330	171.4 Km/h
Best Race Lap:	2023	Enea BASTIANINI	1'30.906	170.3 Km/h
All-Time Lap Record:	2024	Enea BASTIANINI	1'29.630	172.7 Km/h

The results are provisional until the end of the limit for protest and appeals.

Time limit for protest expires 60' after publication of the results - Time:

These data/results cannot be reproduced, stored and/or transmitted in whole or in part by any manner of electronic, mechanical, photocopying, recording, broadcasting or otherwise now known or herein after developed without the previous express consent by the copyright owner, except for reproduction in daily press and regular printed publications on sale to the public within 60 days of the event related to those data/results and always provided that copyright symbol appears together as follows below.

© DORNA, 2024



4301 m.

PERTAMINA GRAND PRIX OF INDONESIA

Free Practice Nr. 2

Top Speed & Average

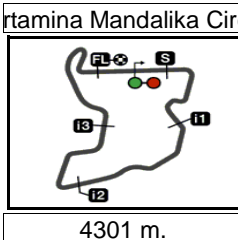
12



Rider	Nation	Motorcycle	Top 5 speeds					Average	Top
33 Brad BINDER	RSA	KTM	317.6	314.8	314.8	314.8	314.8	315.4	317.6
23 Enea BASTIANINI	ITA	DUCATI	316.7	315.7	315.7	314.8	314.8	315.5	316.7
31 Pedro ACOSTA	SPA	KTM	316.7	315.7	315.7	315.7	314.8	315.4	316.7
1 Francesco BAGNAIA	ITA	DUCATI	315.7	315.7	315.7	314.8	314.8	315.2	315.7
89 Jorge MARTIN	SPA	DUCATI	315.7	314.8	314.8	313.9	313.9	314.4	315.7
21 Franco MORBIDELLI	ITA	DUCATI	313.9	313.9	313.9	313.9	313.9	313.9	313.9
72 Marco BEZZECCHI	ITA	DUCATI	313.9	313.9	313.0	311.2	311.2	312.4	313.9
20 Fabio QUARTARARO	FRA	YAMAHA	313.0	312.1	310.3	310.3	310.3	310.8	313.0
41 Aleix ESPARGARO	SPA	APRILIA	313.0	312.1	312.1	311.2	311.2	311.8	313.0
93 Marc MARQUEZ	SPA	DUCATI	313.0	312.1	312.1	312.1	311.2	311.7	313.0
36 Joan MIR	SPA	HONDA	312.1	312.1	312.1	311.2	310.3	311.1	312.1
37 Augusto FERNANDEZ	SPA	KTM	312.1	311.2	311.2	311.2	310.3	311.2	312.1
43 Jack MILLER	AUS	KTM	312.1	312.1	312.1	312.1	312.1	312.1	312.1
12 Maverick VIÑALES	SPA	APRILIA	311.2	310.3	310.3	310.3	310.3	310.5	311.2
73 Alex MARQUEZ	SPA	DUCATI	311.2	310.3	310.3	310.3	309.4	310.0	311.2
5 Johann ZARCO	FRA	HONDA	310.3	309.4	309.4	309.4	308.5	309.3	310.3
10 Luca MARINI	ITA	HONDA	310.3	310.3	309.4	309.4	309.4	309.8	310.3
25 Raul FERNANDEZ	SPA	APRILIA	310.3	308.5	308.5	307.6	307.6	308.2	310.3
30 Takaaki NAKAGAMI	JPN	HONDA	310.3	308.5	308.5	308.5	308.5	308.9	310.3
42 Alex RINS	SPA	YAMAHA	309.4	309.4	308.5	308.5	308.5	308.8	309.4
49 Fabio DI GIANNANTONIO	ITA	DUCATI	309.4	308.5	308.5	308.5	307.6	308.5	309.4

These data/results cannot be reproduced, stored and/or transmitted in whole or in part by any manner of electronic, mechanical, photocopying, recording, broadcasting or otherwise now known or herein after developed without the previous express consent by the copyright owner, except for reproduction in daily press and regular printed publications on sale to the public within 60 days of the event related to those data/results and always provided that copyright symbol appears together as follows below.

© DORNA, 2024



4301 m.

PERTAMINA GRAND PRIX OF INDONESIA

Free Practice Nr. 2

Chronological Analysis of Performances

13

* Lap / Sector time cancelled

T1 Time from finish line to 1st intermediate

T3 Time from 2nd intermed. to 3rd intermed.

P Crossing the finish line in pit lane

T2 Time from 1st intermed. to 2nd intermed.

T4 Time from 3rd intermediate to finish line

**Tyre data subject to further updates

Lap	Lap Time	T1	T2	T3	T4	Speed	Lap	Lap Time	T1	T2	T3	T4	Speed	
1st	21	Franco MORBIDELLI DUCATI ITA						13	1'30.548	25.280	18.538	18.722	28.008	310.3
		Prima Pramac Racing												
		Runs=3		Total laps=14		Full laps=9		Valid laps=9						
Run #	1	Front Tyre Slick-Soft		Rear Tyre Slick-Medium										
		20 Laps at start		6 Laps at start										
1	1'54.902	28.650	21.971	20.560	29.654									
2	1'33.240	26.046	19.423	19.199	28.572	310.3								
3	1'37.387 P	25.689	18.960	19.065	33.673	313.0								
Run #	2	Front Tyre Slick-Soft		Rear Tyre Slick-Soft										
		7 Laps at start		3 Laps at start										
4	6'10.578	26.874	20.964	19.650	28.974									
5	1'31.329	25.406	18.802	18.939	28.182	312.1								
6	1'31.223	25.335	18.816	18.964	28.108	312.1								
7	1'31.137	25.238	18.842	18.852	28.205	312.1								
8	1'30.784	25.199	18.643	18.881	28.061	313.9								
9	1'34.889 P	25.143	18.537	21.612	29.597	313.9								
Run #	3	Front Tyre Slick-Soft		Rear Tyre Slick-Soft										
		13 Laps at start		9 Laps at start										
10	6'03.060	27.650	19.980	19.378	28.438									
11	1'31.052	25.239	18.589	19.052	28.172	313.9								
12	1'30.752	25.198	18.644	18.809	28.101	313.0								
13	1'30.330	25.081	18.549	18.728	27.972	313.9								
14	1'41.757	26.979	25.630	20.265	28.883	313.9								
2nd	41	Alex ESPARGARO APRILIA SPA												
		Aprilia Racing												
		Runs=3		Total laps=13		Full laps=9		Valid laps=9						
Run #	1	Front Tyre Slick-Hard		Rear Tyre Slick-Soft										
		3 Laps at start		2 Laps at start										
1	2'08.828 P	29.254	22.191	20.532	30.670									
Run #	2	Front Tyre Slick-Hard		Rear Tyre Slick-Soft										
		4 Laps at start		3 Laps at start										
2	3'41.385 *	26.438	19.946	19.579	29.338*									
3	1'32.247	25.877	19.070	18.977	28.323	308.5								
4	1'31.864	25.569	18.824	19.125	28.346	309.4								
5	1'31.365	25.436	18.665	19.125	28.139	313.0								
6	1'30.936	25.309	18.620	18.817	28.190	311.2								
7	1'30.932	25.394	18.438	18.972	28.128	311.2								
8	1'37.849 P	27.185	20.755	20.314	29.595	288.0								
Run #	3	Front Tyre Slick-Soft		Rear Tyre Slick-Soft										
		6 Laps at start		4 Laps at start										
9	9'19.286	27.348	20.121	19.341	28.636									
10	1'34.145	25.487	18.866	18.761	31.031	311.2								
11	1'31.141	25.415	18.690	18.803	28.233	312.1								
12	1'30.497	25.259	18.534	18.757	27.947	312.1								
3rd	93	Marc MARQUEZ DUCATI SPA												
		Gresini Racing MotoGP												
		Runs=2		Total laps=14		Full laps=11		Valid laps=9						
Run #	1	Front Tyre Slick-Hard		Rear Tyre Slick-Soft										
		New Tyre		4 Laps at start										
1	2'28.396	28.211	20.759	20.665	30.109									
2	1'34.342	26.535	19.691	19.323	28.793	302.5								
3	1'32.283 *	25.717	19.218	18.954	28.394*	311.2								
4	1'33.964 *	25.334	20.141*	19.503	28.986	311.2								
5	1'31.016	25.236	18.902	18.759	28.119	311.2								
6	1'30.897	25.321	18.834	18.762	27.980	312.1								
7	1'35.282 P	26.403	19.234	20.530	29.115	312.1								
Run #	2	Front Tyre Slick-Hard		Rear Tyre Slick-Soft										
		7 Laps at start		4 Laps at start										
8	10'10.342	29.816	21.438	20.165	29.137									
9	1'33.125	25.898	19.288	19.305	28.634	307.6								
10	1'30.538	25.234	18.732	18.706	27.866	311.2								
11	1'30.510	25.151	18.758	18.698	27.903	313.0								
12	1'30.615	25.216	18.823	18.687	27.889	312.1								
13	1'33.764	25.149	18.982	20.215	29.418	311.2								
14	1'30.654	25.212	18.841	18.697	27.904	311.2								
4th	1	Francesco BAGNAIA DUCATI ITA												
		Ducati Lenovo Team												
		Runs=2		Total laps=14		Full laps=11		Valid laps=8						
Run #	1	Front Tyre Slick-Hard		Rear Tyre Slick-Soft										
		New Tyre		4 Laps at start										
1	2'26.394	26.694	21.280	20.216	29.586									
2	1'32.069	25.667	19.082	19.004	28.316	310.3								
3	1'31.913 *	25.467	18.943	18.861	28.642*	313.9								
4	1'31.318	25.289	18.778	18.876	28.375	315.7								
5	1'35.297 *	25.381	21.211*	20.082	28.623	314.8								
6	1'31.148	25.340	18.665	18.895	28.248	313.9								
7	1'42.567 P	26.720	23.166*	23.032	29.649	314.8								
Run #	2	Front Tyre Slick-Hard		Rear Tyre Slick-Soft										
		7 Laps at start		11 Laps at start										
8	9'18.365	27.555	19.639	19.055	29.007									
9	1'31.924	25.460	18.849	19.373	28.242	313.9								
10	1'30.760	25.159	18.637	18.633	28.331	315.7								
11	1'35.577	26.034	21.855	19.012	28.676	314.8								
12	1'31.160 *	25.324	18.816*	18.815	28.205	313.9								
13	1'30.548	25.187	18.570	18.693	28.098	314.8								
14	1'30.753	25.246	18.584	18.764	28.159	315.7								

Fastest Lap: Franco MORBIDELLI Prima Pramac Racing ITA **1'30.330** 25.081 18.549 18.728 27.972

These data/results cannot be reproduced, stored and/or transmitted in whole or in part by any manner of electronic, mechanical, photocopying, recording, broadcasting or otherwise now known or herein after developed without the previous express consent by the copyright owner, except for reproduction in daily press and regular printed publications on sale to the public within 60 days of the event related to those data/results and always provided that copyright symbol appears together as follows below.
© DORNA, 2024



Free Practice Nr. 2

MotoGP

Lap	Lap Time	T1	T2	T3	T4	Speed	Lap	Lap Time	T1	T2	T3	T4	Speed	
5th	89	Jorge MARTIN DUCATI SPA					8	11'12.417	26.074	19.604	19.181	28.483		
		Prima Pramac Racing					9	1'31.240	25.275	18.794	18.799	28.372	313.9	
	Runs=3 Total laps=14 Full laps=9 Valid laps=7					10	1'30.664	25.157	18.663	18.759	28.085	315.7		
	Run # 1	Front Tyre Slick-Hard		Rear Tyre Slick-Soft										
	8 Laps at start					4 Laps at start								
	1	2'08.395	28.416	20.623	20.048	30.036								
	2	1'36.401	25.595	19.328	18.936	32.542	311.2							
	3	2'01.219 P	25.322	18.569	18.652	58.676	313.9							
	Run # 2	Front Tyre Slick-Hard		Rear Tyre Slick-Soft										
	11 Laps at start					7 Laps at start								
	4	5'49.373	28.487	19.459	19.102	28.397								
	5	1'31.176	25.174	18.638	18.869	28.495	313.9							
	6	1'30.550	25.211	18.466	18.779	28.094	313.9							
	7	1'30.557	25.155	18.702	18.720	27.980	314.8							
8	1'37.384 P	25.761	18.582	22.831	30.210	313.9								
Run # 3	Front Tyre Slick-Hard		Rear Tyre Slick-Soft											
16 Laps at start					12 Laps at start									
9	5'47.769	26.871	19.872	20.013	29.081									
10	1'30.936 *	25.382	18.752*	18.701	28.101	313.0								
11	1'30.631 *	25.192	18.647*	18.721	28.071	313.9								
12	1'35.254	25.147	18.628	18.756	32.723	315.7								
13	1'33.291	26.380	19.207	18.936	28.768	290.3								
14	1'34.778	25.332	18.609	20.445	30.392	314.8								
8th	12	Maverick VIÑALES APRILIA SPA												
		Aprilia Racing					Runs=3 Total laps=14 Full laps=10 Valid laps=9							
	Run # 1	Front Tyre Slick-Hard		Rear Tyre Slick-Soft										
	New Tyre					4 Laps at start								
	1	2'41.977 P	30.262	24.469	24.550	30.555								
	Run # 2	Front Tyre Slick-Hard		Rear Tyre Slick-Soft										
	1 Laps at start					5 Laps at start								
	2	3'30.703	26.610	20.296	19.627	29.024								
	3	1'32.506	25.845	18.810	19.377	28.474	305.9							
	4	1'31.411	25.475	18.880	18.854	28.202	310.3							
	5	1'31.385	25.407	18.713	18.890	28.375	308.5							
	6	1'31.096	25.352	18.700	18.739	28.305	310.3							
	7	1'31.031 *	25.291	18.680*	18.735	28.325	311.2							
	8	1'38.513 P	28.051	20.752	19.996	29.714	302.5							
Run # 3	Front Tyre Slick-Hard		Rear Tyre Slick-Soft											
8 Laps at start					4 Laps at start									
9	7'23.725	26.491	19.723	19.332	29.262									
10	1'31.412	25.475	18.719	18.824	28.394	308.5								
11	1'34.002	25.356	18.684	18.712	31.250	310.3								
12	1'31.326	25.404	18.885	18.812	28.225	309.4								
13	1'30.807	25.285	18.794	18.696	28.032	310.3								
14	1'30.673	25.285	18.617	18.687	28.084	309.4								
6th	49	Fabio DI GIANNANTONI DUCATI ITA												
		Pertamina Enduro VR46 Racing Team					Runs=2 Total laps=10 Full laps=7 Valid laps=7							
	Run # 1	Front Tyre Slick-Soft		Rear Tyre Slick-Soft										
	8 Laps at start					10 Laps at start								
	1	2'11.272	27.415	20.931	20.246	29.600								
	2	1'37.481	29.886	19.503	19.555	28.537	308.5							
	3	1'35.134 P	25.886	19.035	19.024	31.189	305.9							
	Run # 2	Front Tyre Slick-Soft		Rear Tyre Slick-Soft										
	11 Laps at start					5 Laps at start								
	4	16'29.178	29.082	20.317	19.404	28.773								
	5	1'31.555	25.623	18.832	18.862	28.238	306.8							
	6	1'30.763	25.397	18.637	18.797	27.932	306.8							
	7	1'30.718	25.277	18.584	18.867	27.990	309.4							
	8	1'30.567	25.221	18.532	18.802	28.012	308.5							
9	1'38.747	30.257	19.592	19.805	29.093	307.6								
10	1'31.083	25.444	18.722	18.802	28.115	308.5								
7th	23	Enea BASTIANINI DUCATI ITA												
		Ducati Lenovo Team					Runs=2 Total laps=13 Full laps=10 Valid laps=8							
	Run # 1	Front Tyre Slick-Hard		Rear Tyre Slick-Soft										
	9 Laps at start					4 Laps at start								
	1	2'29.569	27.704	21.080	20.368	30.373								
	2	1'36.511	26.520	19.813	20.958	29.220	300.0							
	3	1'31.573 *	25.584	18.837	18.886	28.266*	311.2							
	4	1'34.187 *	25.259	18.715*	20.699	29.514	313.9							
	5	1'30.793	25.186	18.692	18.780	28.135	312.1							
	6	1'30.582	25.158	18.480	18.836	28.108	315.7							
	7	1'33.992 P	26.184	19.415	19.353	29.040	313.0							
	Run # 2	Front Tyre Slick-Hard		Rear Tyre Slick-Soft										
	16 Laps at start					11 Laps at start								
	9	8'21.715	28.245	21.021	20.247	29.035								
10	1'39.425	32.726	19.457	19.034	28.208	308.5								
11	1'31.074	25.271	18.672	18.726	28.405	309.4								
12	1'37.596	25.239	18.580	24.283	29.494	309.4								
13	1'30.730	25.188	18.693	18.793	28.056	312.1								
14	1'32.263	25.455	19.186	19.122	28.500	310.3								
15	1'30.792	25.296	18.597	18.777	28.122	310.3								
9th	20	Fabio QUARTARARO YAMAHA FRA												
		Monster Energy Yamaha MotoGP Team					Runs=2 Total laps=15 Full laps=12 Valid laps=12							
	Run # 1	Front Tyre Slick-Soft		Rear Tyre Slick-Soft										
	20 Laps at start					5 Laps at start								
	1	2'57.625	27.565	21.051	20.121	29.427								
	2	1'32.324	25.777	19.206	19.063	28.278	310.3							
	3	1'31.308	25.336	18.861	18.843	28.268	310.3							
	4	1'30.837	25.216	18.820	18.759	28.042	313.0							
	5	1'30.675	25.169	18.608	18.804	28.094	310.3							
	6	1'34.935	25.265	18.720	18.825	32.125	310.3							
	7	1'30.972	25.361	18.605	18.855	28.151	310.3							
	8	1'36.200 P	26.853	19.984	20.140	29.223	309.4							
	Run # 2	Front Tyre Slick-Soft		Rear Tyre Slick-Soft										
	9 Laps at start					4 Laps at start								
9	8'21.715	28.245	21.021	20.247	29.035									
10	1'39.425	32.726	19.457	19.034	28.208	308.5								
11	1'31.074	25.271	18.672	18.726	28.405	309.4								
12	1'37.596	25.239	18.580	24.283	29.494	309.4								
13	1'30.730	25.188	18.693	18.793	28.056	312.1								
14	1'32.263	25.455	19.186	19.122	28.500	310.3								
15	1'30.792	25.296	18.597	18.777	28.122	310.3								

Fastest Lap: Franco MORBIDELLI Prima Pramac Racing ITA **1'30.330** 25.081 18.549 18.728 27.972

These data/results cannot be reproduced, stored and/or transmitted in whole or in part by any manner of electronic, mechanical, photocopying, recording, broadcasting or otherwise now known or herein after developed without the previous express consent by the copyright owner, except for reproduction in daily press and regular printed publications on sale to the public within 60 days of the event related to those data/results and always provided that copyright symbol appears together as follows below.
© DORNA, 2024

Official MotoGP Timing by TISSOT
www.motogp.com



Free Practice Nr. 2

MotoGP

Lap	Lap Time	T1	T2	T3	T4	Speed	Lap	Lap Time	T1	T2	T3	T4	Speed	
10th	31	Pedro ACOSTA				KTM	SPA	8	1'31.496	25.623	18.760	18.884	28.229	308.5
		Red Bull GASGAS Tech3						9	1'39.488	P 28.598	20.087	21.427	29.376	306.8
		Runs=2		Total laps=14		Full laps=11		Valid laps=9						
Run #	1	Front Tyre Slick-Hard		Rear Tyre Slick-Medium						10 Laps at start		4 Laps at start		
		4 Laps at start		New Tyre										
1	2'09.044	26.899	20.571	19.862	30.207									
2	1'36.358	25.987	19.141	19.267	31.963	306.8								
3	1'32.041	*	25.661	18.885*	19.023	28.472	313.9							
4	1'31.356		25.453	18.894	18.769	28.240	314.8							
5	1'31.173		25.373	18.770	18.799	28.231	315.7							
6	1'31.198	*	25.395	18.852*	18.780	28.171	313.9							
7	1'30.720		25.252	18.665	18.796	28.007	314.8							
8	1'33.273	P	25.886	19.285	19.253	28.849	314.8							
Run #	2	Front Tyre Slick-Hard		Rear Tyre Slick-Medium						12 Laps at start		8 Laps at start		
		12 Laps at start		8 Laps at start										
9	9'29.534	27.231	20.397	20.986	32.369									
10	1'31.652	25.441	19.081	18.896	28.234	313.9								
11	1'31.824	25.649	18.816	18.868	28.491	316.7								
12	1'32.472	25.205	18.716	19.374	29.177	315.7								
13	1'31.045	25.331	18.665	18.795	28.254	315.7								
14	1'30.819	25.131	18.633	18.644	28.411	314.8								
11th	5	Johann ZARCO				HONDA	FRA							
		CASTROL Honda LCR												
		Runs=2		Total laps=14		Full laps=10		Valid laps=9						
Run #	1	Front Tyre Slick-Soft		Rear Tyre Slick-Soft						13 Laps at start		4 Laps at start		
		4 Laps at start		4 Laps at start										
1	2'09.223	26.167	20.471	19.715	30.072									
2	1'33.056	25.970	19.225	19.196	28.665	294.2								
3	1'31.930	*	25.628	19.015*	18.951	28.336	306.8							
4	1'31.467	25.411	18.758	18.898	28.400	307.6								
5	1'31.537	25.538	18.866	18.870	28.263	305.0								
6	1'38.497	P	25.466	18.816	18.850	35.365	308.5							
Run #	2	Front Tyre Slick-Hard		Rear Tyre Slick-Soft						13 Laps at start		5 Laps at start		
		13 Laps at start		5 Laps at start										
7	9'37.334	32.416	20.331	20.717	28.831									
8	1'31.324	25.583	18.872	18.820	28.049	307.6								
9	1'30.735	25.249	18.730	18.763	27.993	310.3								
10	1'30.950	25.310	18.651	18.832	28.157	309.4								
11	1'31.238	25.391	18.710	18.839	28.298	309.4								
12	1'36.731	29.274	19.504	19.166	28.787	309.4								
13	1'31.289	25.446	18.701	18.965	28.177	307.6								
14	1'43.343	P	25.582	18.725	18.927	40.109	308.5							
14th	37	Augusto FERNANDEZ				KTM	SPA							
		Red Bull GASGAS Tech3												
		Runs=2		Total laps=15		Full laps=12		Valid laps=12						
Run #	1	Front Tyre Slick-Hard		Rear Tyre Slick-Medium						9 Laps at start		New Tyre		
		9 Laps at start		New Tyre										
1	2'07.353	30.201	21.719	21.435	29.819									
2	1'34.366	26.436	19.804	19.303	28.823	295.0								
3	1'36.225	25.961	19.327	20.719	30.218	290.3								
4	1'32.600	25.669	19.197	18.986	28.748	307.6								
5	1'38.345	27.310	19.501	20.417	31.117	311.2								
6	1'32.771	25.756	19.347	19.080	28.588	308.5								
7	1'32.451	25.675	19.230	19.065	28.481	308.5								
8	1'32.727	25.667	19.150	19.147	28.763	309.4								
9	1'31.917	25.510	19.110	18.909	28.388	308.5								
10	1'34.812	P	25.575	19.119	19.474	30.644	311.2							
Run #	2	Front Tyre Slick-Hard		Rear Tyre Slick-Soft						19 Laps at start		4 Laps at start		
		19 Laps at start		4 Laps at start										
11	7'33.957	29.579	23.286	19.742	28.784									
12	1'31.850	25.527	19.221	18.900	28.202	309.4								
13	1'31.605	25.608	19.001	18.934	28.062	312.1								
14	1'30.996	25.267	18.851	18.828	28.050	311.2								
15	1'41.021	25.576	19.162	24.286	31.997	310.3								
Fastest Lap:	Franco MORBIDELLI		Prima Pramac Racing		ITA	1'30.330	25.081	18.549	18.728	27.972				

These data/results cannot be reproduced, stored and/or transmitted in whole or in part by any manner of electronic, mechanical, photocopying, recording, broadcasting or otherwise now known or herein after developed without the previous express consent by the copyright owner, except for reproduction in daily press and regular printed publications on sale to the public within 60 days of the event related to those data/results and always provided that copyright symbol appears together as follows below.
 © DORNA, 2024



Free Practice Nr. 2

MotoGP

Lap	Lap Time	T1	T2	T3	T4	Speed	Lap	Lap Time	T1	T2	T3	T4	Speed				
15th	33	Brad BINDER				KTM	RSA	6	1'36.827	P	27.933	20.172	19.598	29.124	309.4		
		Red Bull KTM Factory Racing						Run #	2	Front Tyre	Slick-Soft	Rear Tyre	Slick-Soft				
		Runs=2		Total laps=15		Full laps=11 Valid laps=11						14 Laps at start		10 Laps at start			
Run #	1	Front Tyre	Slick-Hard	Rear Tyre	Slick-Soft												
		9 Laps at start				3 Laps at start											
1	2'12.075	28.298	22.060	21.439	38.068												
2	1'34.466	26.314	20.056	19.258	28.838	296.7											
3	1'32.375	25.728	19.267	19.191	28.189	313.0											
4	1'31.793	25.416	18.923	18.865	28.589	317.6											
5	1'31.879	25.450	18.816	18.971	28.642	309.4											
6	1'31.008	25.448	18.637	18.804	28.119	312.1											
7	1'38.045	P	29.082	19.393	20.591	28.979	313.9										
Run #	2	Front Tyre	Slick-Hard	Rear Tyre	Slick-Soft												
		7 Laps at start				4 Laps at start											
8	7'46.908	30.207	20.477	20.078	29.486												
9	1'32.926	25.926	19.294	19.246	28.460	312.1											
10	1'31.897	25.526	19.068	18.912	28.391	313.9											
11	1'31.287	25.402	18.843	18.799	28.243	311.2											
12	1'31.034	25.290	18.756	18.827	28.161	314.8											
13	1'40.256	30.725	19.200	21.727	28.604	314.8											
14	1'31.102	25.390	18.808	18.768	28.136	314.8											
15	1'37.315	P	28.320	19.246	19.887	29.862	314.8										
18th	73	Alex MARQUEZ				DUCATI	SPA	Run #	1	Front Tyre	Slick-Soft	Rear Tyre	Slick-Soft				
		Gresini Racing MotoGP										5 Laps at start		3 Laps at start			
		Runs=2		Total laps=14		Full laps=10 Valid laps=9											
Run #	1	Front Tyre	Slick-Soft	Rear Tyre	Slick-Soft												
1	1'55.718	28.254	22.195	20.783	29.842												
2	1'33.146	26.157	19.193	19.299	28.497	305.0											
3	1'32.513	* 26.129	18.841*	19.039	28.504	311.2											
4	1'31.691	25.718	18.815	18.948	28.210	309.4											
5	1'31.532	25.813	18.679	18.864	28.176	307.6											
6	1'31.920	25.681	18.507	18.950	28.782	308.5											
7	1'31.109	25.499	18.637	18.815	28.158	310.3											
8	1'35.745	P	27.587	19.588	19.823	28.747	309.4										
Run #	2	Front Tyre	Slick-Hard	Rear Tyre	Slick-Soft												
		New Tyre				2 Laps at start											
9	8'49.998	27.752	21.380	20.723	33.016												
10	1'33.507	26.243	19.187	19.288	28.789	305.9											
11	1'31.878	25.654	18.753	19.105	28.366	309.4											
12	1'31.294	25.476	18.530	19.082	28.206	310.3											
13	1'31.114	25.508	18.604	18.851	28.151	309.4											
14	1'37.109	P	28.201	19.896	19.505	29.507	310.3										
19th	72	Marco BEZZECCHI				DUCATI	ITA	Run #	1	Front Tyre	Slick-Soft	Rear Tyre	Slick-Soft				
		Pertamina Enduro VR46 Racing Team										25 Laps at start		9 Laps at start			
		Runs=3		Total laps=15		Full laps=10 Valid laps=10											
Run #	1	Front Tyre	Slick-Soft	Rear Tyre	Slick-Soft												
1	2'06.039	27.369	22.062	21.297	32.780												
2	1'34.544	26.334	19.601	19.359	29.250	300.8											
3	1'33.688	P	25.698	18.815	19.397	29.778	313.0										
Run #	2	Front Tyre	Slick-Soft	Rear Tyre	Slick-Soft												
		9 Laps at start				6 Laps at start											
4	2'27.689	27.487	20.655	20.516	29.859												
5	1'35.264	25.648	19.090	19.050	31.476	310.3											
6	1'31.117	25.543	18.454	18.822	28.298	309.4											
7	1'34.522	25.460	18.584	18.872	31.606	313.9											
8	1'31.361	25.622	18.388	19.071	28.280	310.3											
9	1'31.636	25.499	18.712	18.963	28.462	313.9											
10	1'33.713	P	26.744	18.646	19.129	29.194	310.3										
Run #	3	Front Tyre	Slick-Soft	Rear Tyre	Slick-Soft												
		16 Laps at start				13 Laps at start											
11	8'22.431	* 29.182	24.642*	19.427	28.662												
12	1'31.730	25.490	18.530	19.103	28.607	311.2											
13	1'31.276	25.530	18.468	18.935	28.343	311.2											
14	1'31.681	25.597	18.529	19.122	28.433	311.2											
17th	10	Luca MARINI				HONDA	ITA	Run #	1	Front Tyre	Slick-Soft	Rear Tyre	Slick-Soft				
		Repsol Honda Team										8 Laps at start		4 Laps at start			
		Runs=2		Total laps=13		Full laps=9 Valid laps=8											
Run #	1	Front Tyre	Slick-Soft	Rear Tyre	Slick-Soft												
1	2'06.236	28.498	22.255	21.141	32.758												
2	1'34.548	26.359	19.650	19.301	29.238	290.3											
3	1'44.064	32.389	19.771	19.441	32.463	306.8											
4	1'31.874	25.639	18.824	18.965	28.446	306.8											
5	1'31.404	25.505	18.664	18.904	28.331	309.4											

Fastest Lap: Franco MORBIDELLI Prima Pramac Racing ITA 1'30.330 25.081 18.549 18.728 27.972

These data/results cannot be reproduced, stored and/or transmitted in whole or in part by any manner of electronic, mechanical, photocopying, recording, broadcasting or otherwise now known or herein after developed without the previous express consent by the copyright owner, except for reproduction in daily press and regular printed publications on sale to the public within 60 days of the event related to those data/results and always provided that copyright symbol appears together as follows below.
© DORNA, 2024

Free Practice Nr. 2

MotoGP

Lap	Lap Time	T1	T2	T3	T4	Speed	Lap	Lap Time	T1	T2	T3	T4	Speed
15	1'31.680	25.547	18.554	19.045	28.534	307.6							

20th 43 **Jack MILLER** KTM AUS
 Red Bull KTM Factory Racing
 Runs=2 Total laps=16 Full laps=12 Valid laps=11

Run #	1	Front Tyre	Slick-Hard	Rear Tyre	Slick-Medium	
		14 Laps at start		New Tyre		
1	2'05.563	28.408	21.612	21.628	30.867	
2	1'45.277	27.902	28.879	19.652	28.844	307.6
3	1'32.862 *	25.771	19.341	19.075	28.675*	310.3
4	1'32.165	25.644	19.069	19.024	28.428	312.1
5	1'31.743	25.457	19.005	18.943	28.338	312.1
6	1'41.399	29.946	21.768	21.106	28.579	312.1
7	1'31.709	25.475	18.969	18.928	28.337	311.2
8	1'41.327 P	28.492	22.579	20.143	30.113	312.1

Run #	2	Front Tyre	Slick-Soft	Rear Tyre	Slick-Soft	
		8 Laps at start		4 Laps at start		
9	4'07.848	27.668	20.141	19.572	28.731	
10	1'31.600	25.424	19.189	18.826	28.161	311.2
11	1'31.147	25.431	18.877	18.782	28.057	310.3
12	1'31.152	25.493	18.838	18.749	28.072	310.3
13	1'45.028	27.138	23.346	25.464	29.080	311.2
14	1'31.148	25.533	18.814	18.751	28.050	312.1
15	1'31.600	25.470	18.738	18.904	28.488	312.1
16	1'45.825 P	31.790	21.962	20.664	31.409	296.7

21st 25 **Raul FERNANDEZ** APRILIA SPA
 Trackhouse Racing
 Runs=3 Total laps=12 Full laps=7 Valid laps=7

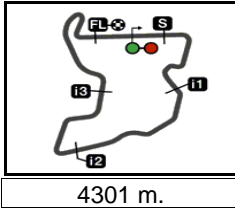
Run #	1	Front Tyre	Slick-Hard	Rear Tyre	Slick-Soft	
		10 Laps at start		5 Laps at start		
1	2'40.507 P	27.535	21.196	22.154	29.335	

Run #	2	Front Tyre	Slick-Hard	Rear Tyre	Slick-Soft	
		11 Laps at start		6 Laps at start		
2	6'03.767 *	34.630	20.368	19.495	35.506*	
3	1'32.249	25.888	18.860	19.105	28.396	305.9
4	1'31.352	25.459	18.814	18.832	28.247	308.5
5	1'36.767	27.795	21.314	19.166	28.492	308.5
6	1'33.170 P	25.487	18.554*	19.506	29.623	310.3

Run #	3	Front Tyre	Slick-Hard	Rear Tyre	Slick-Soft	
		5 Laps at start		4 Laps at start		
7	7'31.729	27.535	19.787	19.383	28.842	
8	1'31.630	25.518	18.868	18.964	28.280	307.6
9	1'31.886	25.980	18.818	18.853	28.235	307.6
10	1'35.400	25.446	18.612	18.915	32.427	307.6
11	1'31.194	25.402	18.603	18.918	28.271	307.6
12	1'39.609 P	27.880	19.785	21.707	30.237	307.6


Fastest Lap: Franco MORBIDELLI Prima Pramac Racing ITA 1'30.330 25.081 18.549 18.728 27.972

These data/results cannot be reproduced, stored and/or transmitted in whole or in part by any manner of electronic, mechanical, photocopying, recording, broadcasting or otherwise now known or herein after developed without the previous express consent by the copyright owner, except for reproduction in daily press and regular printed publications on sale to the public within 60 days of the event related to those data/results and always provided that copyright symbol appears together as follows below.
 © DORNA, 2024



PERTAMINA GRAND PRIX OF INDONESIA
Free Practice Nr. 2
Combined Practice Times

7

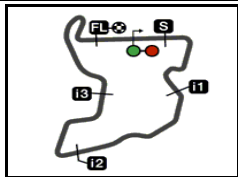
	Rider	Nation	Team	MOTORCYCLE	FP1	FP2	Gap
1	21 F.MORBIDELLI	ITA	Prima Pramac Racing	DUCATI	1'30.689 20	1'30.330 13	
2	41 A.ESPARGARO	SPA	Aprilia Racing	APRILIA	1'32.194 15	1'30.497 12	0.167 0.167
3	93 M.MARQUEZ	SPA	Gresini Racing MotoGP	DUCATI	1'31.504 19	1'30.510 11	0.180 0.013
4	1 F.BAGNAIA	ITA	Ducati Lenovo Team	DUCATI	1'31.794 14	1'30.548 13	0.218 0.038
5	89 J.MARTIN	SPA	Prima Pramac Racing	DUCATI	1'31.218 20	1'30.550 6	0.220 0.002
6	49 F.DI GIANNANTO	ITA	Pertamina Enduro VR46 Racing Team	DUCATI	1'31.726 14	1'30.567 8	0.237 0.017
7	23 E.BASTIANINI	ITA	Ducati Lenovo Team	DUCATI	1'31.629 18	1'30.582 6	0.252 0.015
8	12 M.VIÑALES	SPA	Aprilia Racing	APRILIA	1'30.910 21	1'30.673 14	0.343 0.091
9	20 F.QUARTARARO	FRA	Monster Energy Yamaha MotoGP Team	YAMAHA	1'31.857 10	1'30.675 5	0.345 0.002
10	31 P.ACOSTA	SPA	Red Bull GASGAS Tech3	KTM	1'31.271 18	1'30.720 7	0.390 0.045
11	5 J.ZARCO	FRA	CASTROL Honda LCR	HONDA	1'31.456 10	1'30.735 9	0.405 0.015
12	42 A.RINS	SPA	Monster Energy Yamaha MotoGP Team	YAMAHA	1'32.006 21	1'30.803 14	0.473 0.068
13	36 J.MIR	SPA	Repsol Honda Team	HONDA	1'32.027 19	1'30.825 13	0.495 0.022
14	37 A.FERNANDEZ	SPA	Red Bull GASGAS Tech3	KTM	1'32.473 14	1'30.996 14	0.666 0.171
15	33 B.BINDER	RSA	Red Bull KTM Factory Racing	KTM	1'31.784 22	1'31.008 6	0.678 0.012
16	30 T.NAKAGAMI	JPN	IDEMITSU Honda LCR	HONDA	1'31.767 13	1'31.010 14	0.680 0.002
17	10 L.MARINI	ITA	Repsol Honda Team	HONDA	1'31.703 19	1'31.077 12	0.747 0.067
18	73 A.MARQUEZ	SPA	Gresini Racing MotoGP	DUCATI	1'31.776 19	1'31.109 7	0.779 0.032
19	72 M.BEZZECCHI	ITA	Pertamina Enduro VR46 Racing Team	DUCATI	1'31.518 20	1'31.117 6	0.787 0.008
20	43 J.MILLER	AUS	Red Bull KTM Factory Racing	KTM	1'32.026 13	1'31.147 11	0.817 0.030
21	25 R.FERNANDEZ	SPA	Trackhouse Racing	APRILIA	1'32.254 14	1'31.194 11	0.864 0.047

Pole Position Record:	2023	Luca MARINI	1'29.978	172.0 Km/h
Best Race Lap:	2023	Enea BASTIANINI	1'30.906	170.3 Km/h
All Time Lap Record:	2024	Enea BASTIANINI	1'29.630	172.7 Km/h

The results are provisional until the end of the limit for protest and appeals.

Time limit for protest expires 60' after publication of the results - Time:

These data/results cannot be reproduced, stored and/or transmitted in whole or in part by any manner of electronic, mechanical, photocopying, recording, broadcasting or otherwise now known or herein after developed without the previous express consent by the copyright owner, except for reproduction in daily press and regular printed publications on sale to the public within 60 days of the event related to those data/results and always provided that copyright symbol appears together as follows below.
 © DORNA, 2024



4301 m.

PERTAMINA GRAND PRIX OF INDONESIA

Free Practice Nr. 2

Best Partial Times

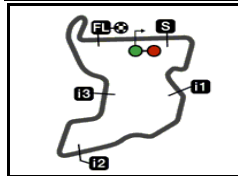
MotoGP™

IT Ideal Lap Time, sum of the best partial times

BT Best Lap Time

<i>T1</i>		<i>T2</i>		<i>T3</i>		<i>T4</i>				<i>IT</i>	<i>BT</i>	
<i>Pos</i>	<i>Rider</i>	<i>Time</i>	<i>Rider</i>	<i>Time</i>	<i>Rider</i>	<i>Time</i>	<i>Rider</i>	<i>Time</i>	<i>Pos</i>	<i>Rider</i>		
1	F.MORBIDELLI	25.081	M.BEZZECCHI	18.388	F.BAGNAIA	18.633	M.MARQUEZ	27.866	1	J.MARTIN	1'30.245	1'30.550 (5)
2	E.BASTIANINI	25.130	A.ESPARGARO	18.438	P.ACOSTA	18.644	F.DI GIANNANTO	27.932	2	F.MORBIDELLI	1'30.318	1'30.330 (1)
3	P.ACOSTA	25.131	J.MARTIN	18.466	J.MARTIN	18.652	A.ESPARGARO	27.947	3	A.ESPARGAR	1'30.366	1'30.497 (2)
4	J.MARTIN	25.147	T.NAKAGAMI	18.472	M.VIÑALES	18.687	F.MORBIDELLI	27.972	4	P.ACOSTA	1'30.415	1'30.720 (10)
5	M.MARQUEZ	25.149	E.BASTIANINI	18.480	M.MARQUEZ	18.687	J.MARTIN	27.980	5	M.MARQUEZ	1'30.434	1'30.510 (3)
6	F.BAGNAIA	25.159	A.RINS	18.498	T.NAKAGAMI	18.705	J.ZARCO	27.993	6	E.BASTIANINI	1'30.454	1'30.582 (7)
7	F.QUARTARARO	25.169	A.MARQUEZ	18.507	A.ESPARGARO	18.722	P.ACOSTA	28.007	7	F.BAGNAIA	1'30.460	1'30.548 (4)
8	J.MIR	25.199	L.MARINI	18.532	F.QUARTARARO	18.726	M.VIÑALES	28.032	8	F.DI GIANNAN	1'30.482	1'30.567 (6)
9	F.DI GIANNANTO	25.221	F.DI GIANNANTO	18.532	F.MORBIDELLI	18.728	J.MIR	28.032	9	F.QUARTARAR	1'30.517	1'30.675 (9)
10	J.ZARCO	25.249	F.MORBIDELLI	18.537	J.MILLER	18.749	F.QUARTARARO	28.042	10	M.VIÑALES	1'30.621	1'30.673 (8)
11	A.ESPARGARO	25.259	F.BAGNAIA	18.570	E.BASTIANINI	18.759	A.FERNANDEZ	28.050	11	J.ZARCO	1'30.656	1'30.735 (11)
12	A.FERNANDEZ	25.267	F.QUARTARARO	18.580	J.ZARCO	18.763	J.MILLER	28.050	12	J.MIR	1'30.761	1'30.825 (13)
13	M.VIÑALES	25.285	R.FERNANDEZ	18.603	B.BINDER	18.768	E.BASTIANINI	28.085	13	A.RINS	1'30.794	1'30.803 (12)
14	B.BINDER	25.290	M.VIÑALES	18.617	A.RINS	18.797	F.BAGNAIA	28.098	14	B.BINDER	1'30.814	1'31.008 (15)
15	A.RINS	25.344	P.ACOSTA	18.633	F.DI GIANNANTO	18.797	B.BINDER	28.119	15	T.NAKAGAMI	1'30.824	1'31.010 (16)
16	L.MARINI	25.357	B.BINDER	18.637	J.MIR	18.800	A.MARQUEZ	28.151	16	A.MARQUEZ	1'30.949	1'31.109 (18)
17	T.NAKAGAMI	25.390	J.ZARCO	18.651	L.MARINI	18.814	A.RINS	28.155	17	M.BEZZECCHI	1'30.950	1'31.117 (19)
18	R.FERNANDEZ	25.402	J.MIR	18.730	A.MARQUEZ	18.815	R.FERNANDEZ	28.235	18	J.MILLER	1'30.961	1'31.147 (20)
19	J.MILLER	25.424	M.MARQUEZ	18.732	M.BEZZECCHI	18.822	T.NAKAGAMI	28.257	19	A.FERNANDEZ	1'30.996	1'30.996 (14)
20	M.BEZZECCHI	25.460	J.MILLER	18.738	A.FERNANDEZ	18.828	M.BEZZECCHI	28.280	20	L.MARINI	1'31.018	1'31.077 (17)
21	A.MARQUEZ	25.476	A.FERNANDEZ	18.851	R.FERNANDEZ	18.832	L.MARINI	28.315	21	R.FERNANDEZ	1'31.072	1'31.194 (21)

These data/results cannot be reproduced, stored and/or transmitted in whole or in part by any manner of electronic, mechanical, photocopying, recording, broadcasting or otherwise now known or herein after developed without the previous express consent by the copyright owner, except for reproduction in daily press and regular printed publications on sale to the public within 60 days of the event related to those data/results and always provided that copyright symbol appears together as follows below.
© DORNA, 2024




4301 m.

PERTAMINA GRAND PRIX OF INDONESIA

Free Practice Nr. 2

Fastest Laps Sequence

<i>Practice Time</i>	 <i>Rider</i>	<i>Nation</i>	<i>Motorcycle</i>	<i>Time</i>	<i>Km/h</i>	<i>Rider's Lap</i>
3'25.994	42 Alex RINS	SPA	YAMAHA	1'32.869	166.7	2
3'58.463	1 Francesco BAGNAIA	ITA	DUCATI	1'32.069	168.1	2
6'01.257	20 Fabio QUARTARARO	FRA	YAMAHA	1'31.308	169.5	3
7'32.094	20 Fabio QUARTARARO	FRA	YAMAHA	1'30.837	170.4	4
8'42.633	23 Enea BASTIANINI	ITA	DUCATI	1'30.793	170.5	5
9'02.769	20 Fabio QUARTARARO	FRA	YAMAHA	1'30.675	170.7	5
10'13.215	23 Enea BASTIANINI	ITA	DUCATI	1'30.582	170.9	6
14'37.114	89 Jorge MARTIN	SPA	DUCATI	1'30.550	170.9	6
25'00.185	93 Marc MARQUEZ	SPA	DUCATI	1'30.538	171.0	10
26'30.695	93 Marc MARQUEZ	SPA	DUCATI	1'30.510	171.0	11
29'00.475	41 Aleix ESPARGARO	SPA	APRILIA	1'30.497	171.0	12
29'30.663	21 Franco MORBIDELLI	ITA	DUCATI	1'30.330	171.4	13

These data/results cannot be reproduced, stored and/or transmitted in whole or in part by any manner of electronic, mechanical, photocopying, recording, broadcasting or otherwise now known or herein after developed without the previous express consent by the copyright owner, except for reproduction in daily press and regular printed publications on sale to the public within 60 days of the event related to those data/results and always provided that copyright symbol appears together as follows below.

© DORNA, 2024