



PERTAMINA GRAND PRIX OF INDONESIA

Tissot Sprint

Classification after 13 laps = 55.913 km

29

4301 m.

Pos		Rider	Nation	Team	Motorcycle	Total Time	Km/h	Gap
1	12	1 Francesco BAGNAIA	ITA	Ducati Lenovo Team	DUCATI	19'41.354	170.3	
2	9	23 Enea BASTIANINI	ITA	Ducati Lenovo Team	DUCATI	19'41.461	170.3	0.107
3	7	93 Marc MARQUEZ	SPA	Gresini Racing MotoGP	DUCATI	19'43.055	170.1	1.701
4	6	72 Marco BEZZECCHI	ITA	Pertamina Enduro VR46 Racing T	DUCATI	19'44.426	169.9	3.072
5	5	21 Franco MORBIDELLI	ITA	Prima Pramac Racing	DUCATI	19'47.321	169.5	5.967
6	4	31 Pedro ACOSTA	SPA	Red Bull GASGAS Tech3	KTM	19'47.564	169.4	6.210
7	3	12 Maverick VIÑALES	SPA	Aprilia Racing	APRILIA	19'48.018	169.4	6.664
8	2	5 Johann ZARCO	FRA	CASTROL Honda LCR	HONDA	19'48.292	169.3	6.938
9	1	49 Fabio DI GIANNANTONIO	ITA	Pertamina Enduro VR46 Racing T	DUCATI	19'49.060	169.2	7.706
10		89 Jorge MARTIN	SPA	Prima Pramac Racing	DUCATI	19'50.458	169.0	9.104
11		43 Jack MILLER	AUS	Red Bull KTM Factory Racing	KTM	19'50.972	169.0	9.618
12		20 Fabio QUARTARARO	FRA	Monster Energy Yamaha MotoGP	YAMAHA	19'51.197	168.9	9.843
13		33 Brad BINDER	RSA	Red Bull KTM Factory Racing	KTM	19'52.472	168.7	11.118
14		73 Alex MARQUEZ	SPA	Gresini Racing MotoGP	DUCATI	19'53.772	168.6	12.418
15		42 Alex RINS	SPA	Monster Energy Yamaha MotoGP	YAMAHA	19'53.933	168.5	12.579
16		41 Aleix ESPARGARO	SPA	Aprilia Racing	APRILIA	19'54.306	168.5	12.952
17		30 Takaaki NAKAGAMI	JPN	IDEMITSU Honda LCR	HONDA	19'54.705	168.4	13.351
18		10 Luca MARINI	ITA	Repsol Honda Team	HONDA	19'56.850	168.1	15.496
19		25 Raul FERNANDEZ	SPA	Trackhouse Racing	APRILIA	20'03.249	167.2	21.895

Not classified

37		Augusto FERNANDEZ	SPA	Red Bull GASGAS Tech3	KTM	16'54.684	167.8	2 laps
36		Joan MIR	SPA	Repsol Honda Team	HONDA	1'39.196	156.0	12 laps

Race condition: Dry

Air: 29°
Humidity: 73%
Ground: 60°

Pole Position:

		Jorge MARTIN	1'29.088	173.8 Km/h
Fastest Lap:	Lap 8	Enea BASTIANINI	1'30.189	171.6 Km/h
Best Race Lap:	2023	Enea BASTIANINI	1'30.906	170.3 Km/h
All-Time Lap Record:	2024	Jorge MARTIN	1'29.088	173.8 Km/h

14:46'10

14:49'06

14:59'55

15:02'19

15:03'47 Jorge MARTIN

15:03'51 Jorge MARTIN

15:04'26 -

15:04'53 Raul FERNANDEZ

15:04'58 Raul FERNANDEZ

15:05'26 Joan MIR

15:07'08 **Alex RINS**

15:10'59 **Pedro ACOSTA**

15:14'24 **Takaaki NAKAGAMI**

15:14'32 **Augusto FERNANDEZ**

15:18'27 **Brad BINDER**

15:19'44 Augusto FERNANDEZ

SIGHTING LAP START

All bikes on grid

WARM UP LAP START

RACE START

crashed out - Rider OK

re-joined race

No jump starts

crashed out - Rider OK

re-joined race

crashed out - Rider OK

track limits warning

track limits warning

track limits warning

track limits warning

track limits warning

crashed out - Rider OK

The results are provisional until the end of the limit for protest and appeals.

Time limit for protest expires 60' after publication of the results - Time:

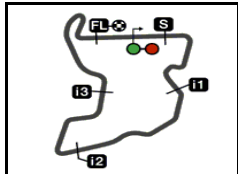
These data/results cannot be reproduced, stored and/or transmitted in whole or in part by any manner of electronic, mechanical, photocopying, recording, broadcasting or otherwise now known or herein after developed without the previous express consent by the copyright owner, except for reproduction in daily press and regular printed publications on sale to the public within 60 days of the event related to those data/results and always provided that copyright symbol appears together as follows below.

© DORNA, 2024

Official MotoGP Timing by TISSOT
www.motogp.com



Lombok, Saturday, September 28, 2024



4301 m.

PERTAMINA GRAND PRIX OF INDONESIA

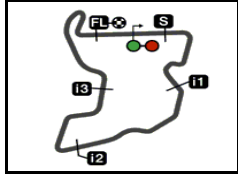
After the Tissot Sprint

World Championship Classification

30

Rider	Points	Leader	Prev	QAT	POR	AME	SPA	FRA	CAT	ITA	NED	GER	GBR	AUT	ARA	RSM	EMI	INA	JPN	AUS	THA	MAL	VAL	
1 MARTIN Jorge [SPA]	341			28 12 16	32 7 25	20 7 13	12 12 -	37 12 25	26 6 20	16 - 16	29 9 20	12 12 -	29 9 20	29 9 20	29 9 20	13 12 1	29 9 20	0 0						
2 BAGNAIA Francesco [ITA]	329	12	12	31 6 25	6 6 -	13 2 11	25 - 25	16 - 16	25 - 25	37 12 25	37 12 25	32 7 25	16 - 16	37 12 25	1 1 -	29 9 20	12 12 -	12 12						
3 BASTIANINI Enea [ITA]	291	50	38	15 4 11	24 4 20	20 4 16	11 - 11	19 6 13	5 5 0	20 - 20	22 6 16	19 6 13	37 12 25	22 6 16	14 3 11	22 6 16	32 7 25	9 9						
4 MARQUEZ Marc [SPA]	288	53	3	18 5 13	9 9 0	9 9 -	24 4 20	29 9 20	25 9 16	22 9 13	6 - 6	24 4 20	13 - 13	13 - 13	37 12 25	30 5 25	22 6 16	7 7						
5 BINDER Brad [RSA]	165	176	123	29 9 20	13 - 13	7 0 7	10 - 10	8 0 8	8 - 8	10 4 6	14 4 10	9 2 7	6 6 -	14 3 11	17 4 13	16 3 13	4 4 0	0 0						
6 ACOSTA Pedro [SPA]	161	180	4	9 2 7	19 3 16	26 6 20	15 9 6	4 4 -	10 7 3	18 7 11	0 0 -	9 0 9	12 5 7	3 0 3	23 7 16	4 4 0	5 5 -	4 4						
7 VIÑALES Maverick [SPA]	152	189	9	7 1 6	12 12 -	37 12 25	7 - 7	18 7 11	6 2 4	13 5 8	18 7 11	7 3 4	5 2 3	9 0 9	0 0 -	0 0 0	10 0 10	3 3						
8 ESPARGARO Aleix [SPA]	127	214	25	15 7 8	10 2 8	14 5 9	- - -	12 5 7	25 12 13	6 1 5	- - -	- - -	17 7 10	14 7 7	6 - 6	0 0 -	8 0 8	0 0						
9 DI GIANNANTONIO Fabio [ITA]	122	219	5	9 - 9	6 - 6	10 - 10	9 0 9	13 3 10	15 4 11	12 3 9	18 5 13	0 0 -	12 1 11	- - -	8 0 8	7 - 7	2 0 2	1 1						
10 MARQUEZ Alex [SPA]	121	220	1	13 3 10	0 0 -	1 0 1	13 - 13	6 0 6	9 0 9	9 2 7	11 2 9	17 1 16	13 4 9	6 0 6	6 6 -	10 0 10	7 0 7	0 0						
11 BEZZECCHI Marco [ITA]	114	227	7	2 0 2	10 0 10	8 0 8	16 - 16	- - -	6 1 5	3 0 3	0 0 -	8 0 8	8 - 8	12 2 10	9 0 9	11 - 11	15 2 13	6 6						
12 MORBIDELLI Franco [ITA]	107	234	7	0 0 0	0 0 0	0 0 -	6 6 -	9 0 9	0 0 -	16 6 10	8 1 7	16 5 11	6 - 6	12 4 8	10 - 10	7 7 -	12 1 11	5 5						

These data/results cannot be reproduced, stored and/or transmitted in whole or in part by any manner of electronic, mechanical, photocopying, recording, broadcasting or otherwise now known or herein after developed without the previous express consent by the copyright owner, except for reproduction in daily press and regular printed publications on sale to the public within 60 days of the event related to those data/results and always provided that copyright symbol appears together as follows below.
© DORNA, 2024



4301 m.

PERTAMINA GRAND PRIX OF INDONESIA

After the Tissot Sprint

World Championship Classification

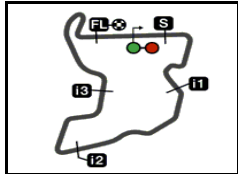
MotoGP™

30

Rider	Points	Leader	Prev	QAT	POR	AME	SPA	FRA	CAT	ITA	NED	GER	GBR	AUT	ARA	RSM	EMI	INA	JPN	AUS	THA	MAL	VAL	
13 QUARTARARO Fabio [FRA]	73	268	34	5 0 5	10 1 9	4 0 4	6 5 1	0 0 -	7 0 7	0 - 0	7 3 4	5 0 5	5 0 5	0 0 0	2 2 -	10 1 9	12 3 9	0 0						
14 OLIVEIRA Miguel [POR]	71	270	2	1 0 1	7 0 7	5 0 5	10 2 8	0 0 -	6 - 6	2 - 2	1 0 1	19 9 10	0 0 -	4 0 4	5 5 -	5 0 5	6 0 6	-						
15 MILLER Jack [AUS]	58	283	13	0 0 0	16 5 11	6 3 3	0 0 -	2 2 -	3 3 -	0 0 0	5 0 5	3 0 3	7 3 4	5 5 0	1 0 1	10 2 8	0 0 0	0 0						
16 FERNANDEZ Raul [SPA]	49	292	9	0 0 -	0 0 -	7 1 6	5 0 5	6 1 5	10 - 10	4 0 4	8 0 8	6 0 6	0 0 -	0 0 -	0 0 0	0 0 0	3 0 3	0 0						
17 ZARCO Johann [FRA]	24	317	25	4 0 4	1 - 1	- - -	0 0 -	4 0 4	0 - 0	0 0 0	3 0 3	0 0 0	2 0 2	0 0 0	3 - 3	4 0 4	1 0 1	2 2						
18 NAKAGAMI Takaaki [JPN]	21	320	3	0 0 0	2 0 2	- - -	2 0 2	2 0 2	2 0 2	0 0 -	0 0 0	2 0 2	1 0 1	2 0 2	5 0 5	3 0 3	0 0 0	0 0						
19 MIR Joan [SPA]	20	321	1	3 0 3	4 0 4	- - -	5 1 4	- - -	1 0 1	- - -	0 0 -	0 0 0	0 0 -	0 0 0	2 0 2	- - -	5 0 5	-						
20 FERNANDEZ Augusto [SPA]	20	321	0	0 0 0	5 0 5	2 - 2	3 3 -	3 0 3	0 0 -	0 0 -	2 0 2	0 0 0	0 0 0	1 - 1	4 0 4	0 0 -	0 0 0	-						
21 RINS Alex [SPA]	15	326	5	0 0 0	3 - 3	0 0 -	3 0 3	1 - 1	0 0 0	1 0 1	0 0 -	- - -	- - -	0 - 0	7 0 7	0 0 0	- - -	0 0						
22 ESPARGARO Pol [SPA]	12	329	3	- - -	- - -	- - -	- - -	- - -	- - -	0 0 0	- - -	- - -	- - -	6 1 5	- - -	6 0 6	- - -	-						
23 PEDROSA Daniel [SPA]	7	334	5	- - -	- - -	- - -	7 7 -	- - -	- - -	- - -	- - -	- - -	- - -	- - -	- - -	- - -	- - -	-						
24 MARINI Luca [ITA]	5	336	2	0 0 0	0 0 0	0 0 0	0 - 0	0 0 0	0 0 0	0 0 0	0 - 0	1 0 1	0 0 0	0 0 -	0 0 0	0 0 -	4 0 4	0 0						

These data/results cannot be reproduced, stored and/or transmitted in whole or in part by any manner of electronic, mechanical, photocopying, recording, broadcasting or otherwise now known or herein after developed without the previous express consent by the copyright owner, except for reproduction in daily press and regular printed publications on sale to the public within 60 days of the event related to those data/results and always provided that copyright symbol appears together as follows below.
© DORNA, 2024





4301 m.

PERTAMINA GRAND PRIX OF INDONESIA

After the Tissot Sprint

World Championship Classification

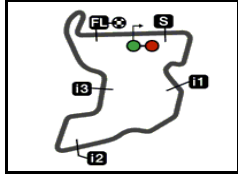
MotoGP™

30

Rider	Points	Leader	Prev	QAT	POR	AME	SPA	FRA	CAT	ITA	NED	GER	GBR	AUT	ARA	RSM	EMI	INA	JPN	AUS	THA	MAL	VAL	
25 BRADL Stefan [GER]	2	339	3	-	-	-	0	-	0	-	-	0	-	0	-	2	-	-						
26 GARDNER Remy [AUS]	0	341	2	-	-	-	-	-	-	-	-	0	0	-	-	-	-	-						
27 SAVADORI Lorenzo [ITA]	0	341	0	-	-	-	0	-	-	0	-	-	-	0	-	-	-	-						

These data/results cannot be reproduced, stored and/or transmitted in whole or in part by any manner of electronic, mechanical, photocopying, recording, broadcasting or otherwise now known or herein after developed without the previous express consent by the copyright owner, except for reproduction in daily press and regular printed publications on sale to the public within 60 days of the event related to those data/results and always provided that copyright symbol appears together as follows below.
© DORNA, 2024





4301 m.

PERTAMINA GRAND PRIX OF INDONESIA

After the Tissot Sprint

World Championship Classification

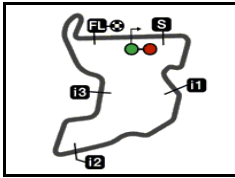
MotoGP™

30

Constructor	Points	Leader	Previous	QAT	POR	AME	SPA	FRA	CAT	ITA	NED	GER	GBR	AUT	ARA	RSM	EMI	INA	JPN	AUS	THA	MAL	VAL	
1 DUCATI	512			37	34	25	37	37	34	37	37	37	37	37	37	37	37	12						
2 KTM	243	269	269	29	21	26	19	12	15	18	14	11	13	16	23	17	5	4						
3 APRILIA	237	275	6	15	20	37	10	18	25	13	18	19	17	16	11	5	10	3						
4 YAMAHA	84	428	153	5	10	4	8	1	7	1	7	5	5	-	9	10	12	-						
5 HONDA	44	468	40	4	4	-	5	4	2	-	3	2	2	2	5	4	5	2						

Team	Points	Leader	Previous	QAT	POR	AME	SPA	FRA	CAT	ITA	NED	GER	GBR	AUT	ARA	RSM	EMI	INA	JPN	AUS	THA	MAL	VAL	
1 DUCATI LENOVO TEAM	620			46	30	33	36	35	30	57	59	51	53	59	15	51	44	21						
2 PRIMA PRAMAC RACING	448	172	172	28	32	20	18	46	26	32	37	28	35	41	39	20	41	5						
3 GRESINI RACING MOTOGP	409	211	39	31	9	10	37	35	34	31	17	41	26	19	43	40	29	7						
4 APRILIA RACING	279	341	130	22	22	51	7	30	31	19	18	7	22	23	6	-	18	3						
5 PERTAMINA ENDURO VR46 RACING TE	236	384	43	11	16	18	25	13	21	15	18	8	20	12	17	18	17	7						
6 RED BULL KTM FACTORY RACING	223	397	13	29	29	13	10	10	11	10	19	12	13	19	18	26	4	-						
7 RED BULL GASGAS TECH3	181	439	42	9	24	28	18	7	10	18	2	9	12	4	27	4	5	4						
8 TRACKHOUSE RACING	120	500	61	1	7	12	15	6	16	6	9	25	-	4	5	5	9	-						
9 MONSTER ENERGY YAMAHA MOTOGP	88	532	32	5	13	4	9	1	7	1	7	5	5	-	9	10	12	-						
10 LCR HONDA	45	575	43	4	3	-	2	6	2	-	3	2	3	2	8	7	1	2						
11 REPSOL HONDA TEAM	25	595	20	3	4	-	5	-	1	-	-	1	-	-	2	-	9	-						

These data/results cannot be reproduced, stored and/or transmitted in whole or in part by any manner of electronic, mechanical, photocopying, recording, broadcasting or otherwise now known or herein after developed without the previous express consent by the copyright owner, except for reproduction in daily press and regular printed publications on sale to the public within 60 days of the event related to those data/results and always provided that copyright symbol appears together as follows below.
© DORNA, 2024



PERTAMINA GRAND PRIX OF INDONESIA
Tissot Sprint
Lap Chart

4301 m.

31

Pos	1	2	3	4	5	6	7	8	9	10	11	12	13	14	15	16	17	18	19	20	21
Grid	89	72	31	1	23	20	5	49	21	12	25	93	41	73	42	43	10	30	33	36	37

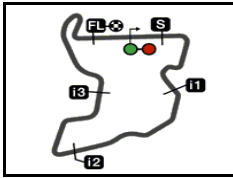


1	1	31	72	93	23	20	49	21	12	5	43	42	25	73	41	37	33	30	36	10	89
2	1	31	72	93	23	20	49	21	12	5	43	42	73	41	37	33	30	10	89	25	
3	1	72	93	31	23	20	49	21	12	5	43	42	73	41	33	37	30	89	10	25	
4	1	72	93	23	31	20	49	21	12	5	43	42	73	41	33	89	37	30	10	25	
5	1	72	93	23	31	20	21	49	12	5	43	42	73	33	89	41	37	30	10	25	
6	1	72	93	23	31	21	20	12	49	5	43	42	73	33	89	41	30	37	10	25	
7	1	93	23	72	31	12	21	5	49	20	43	73	42	33	89	41	30	37	10	25	
8	1	93	23	72	31	12	21	5	49	43	20	73	42	89	33	41	30	37	10	25	
9	1	93	23	72	31	12	21	5	49	43	20	73	89	33	42	41	30	37	10	25	
10	1	93	23	72	31	12	21	5	49	43	20	89	73	33	42	41	30	37	10	25	
L	11	1	93	23	72	31	12	21	5	49	43	20	89	33	73	42	41	30	37	10	25
a	12	1	23	93	72	31	21	12	5	49	43	89	20	33	73	42	41	30	10	25	
P	13	1	23	93	72	21	31	12	5	49	89	43	20	33	73	42	41	30	10	25	
S																					

Winner Lapped rider

These data/results cannot be reproduced, stored and/or transmitted in whole or in part by any manner of electronic, mechanical, photocopying, recording, broadcasting or otherwise now known or herein after developed without the previous express consent by the copyright owner, except for reproduction in daily press and regular printed publications on sale to the public within 60 days of the event related to those data/results and always provided that copyright symbol appears together as follows below.
 © DORNA, 2024






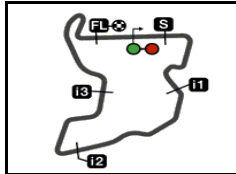
4301 m.

PERTAMINA GRAND PRIX OF INDONESIA
Tissot Sprint
Fastest Lap of Each Rider

32

	Rider	Nation	Team	Motorcycle	Time	Lap	Total	Gap
1	23 Enea BASTIANINI	ITA	Ducati Lenovo Team	DUCATI	1'30.189	8	13	
2	93 Marc MARQUEZ	SPA	Gresini Racing MotoGP	DUCATI	1'30.211	8	13	0.022 0.022
3	72 Marco BEZZECCHI	ITA	Pertamina Enduro VR46 Racing Tea	DUCATI	1'30.256	9	13	0.067 0.045
4	1 Francesco BAGNAIA	ITA	Ducati Lenovo Team	DUCATI	1'30.282	8	13	0.093 0.026
5	89 Jorge MARTIN	SPA	Prima Pramac Racing	DUCATI	1'30.351	10	13	0.162 0.069
6	21 Franco MORBIDELLI	ITA	Prima Pramac Racing	DUCATI	1'30.451	13	13	0.262 0.100
7	12 Maverick VIÑALES	SPA	Aprilia Racing	APRILIA	1'30.481	8	13	0.292 0.030
8	5 Johann ZARCO	FRA	CASTROL Honda LCR	HONDA	1'30.498	11	13	0.309 0.017
9	31 Pedro ACOSTA	SPA	Red Bull GASGAS Tech3	KTM	1'30.559	12	13	0.370 0.061
10	49 Fabio DI GIANNANTONIO	ITA	Pertamina Enduro VR46 Racing Tea	DUCATI	1'30.579	11	13	0.390 0.020
11	33 Brad BINDER	RSA	Red Bull KTM Factory Racing	KTM	1'30.723	13	13	0.534 0.144
12	30 Takaaki NAKAGAMI	JPN	IDEMITSU Honda LCR	HONDA	1'30.772	12	13	0.583 0.049
13	10 Luca MARINI	ITA	Repsol Honda Team	HONDA	1'30.806	13	13	0.617 0.034
14	20 Fabio QUARTARARO	FRA	Monster Energy Yamaha MotoGP T	YAMAHA	1'30.822	3	13	0.633 0.016
15	25 Raul FERNANDEZ	SPA	Trackhouse Racing	APRILIA	1'30.832	8	13	0.643 0.010
16	43 Jack MILLER	AUS	Red Bull KTM Factory Racing	KTM	1'30.844	10	13	0.655 0.012
17	41 Aleix ESPARGARO	SPA	Aprilia Racing	APRILIA	1'30.951	12	13	0.762 0.107
18	73 Alex MARQUEZ	SPA	Gresini Racing MotoGP	DUCATI	1'31.066	8	13	0.877 0.115
19	42 Alex RINS	SPA	Monster Energy Yamaha MotoGP T	YAMAHA	1'31.157	10	13	0.968 0.091
20	37 Augusto FERNANDEZ	SPA	Red Bull GASGAS Tech3	KTM	1'31.256	7	11	1.067 0.099

These data/results cannot be reproduced, stored and/or transmitted in whole or in part by any manner of electronic, mechanical, photocopying, recording, broadcasting or otherwise now known or herein after developed without the previous express consent by the copyright owner, except for reproduction in daily press and regular printed publications on sale to the public within 60 days of the event related to those data/results and always provided that copyright symbol appears together as follows below.
 © DORNA, 2024



4301 m.

PERTAMINA GRAND PRIX OF INDONESIA

After the TISSOT Sprint

Event Best Maximum Speed

33



<i>Rider</i>	<i>Nation Team</i>	<i>Motorcycle</i>	<i>Km/h</i>
31 Pedro ACOSTA	SPA Red Bull GASGAS Tech3	KTM	319.5 Qualifying Nr. 2
1 Francesco BAGNAIA	ITA Ducati Lenovo Team	DUCATI	319.5 Qualifying Nr. 2
89 Jorge MARTIN	SPA Prima Pramac Racing	DUCATI	318.5 Qualifying Nr. 2
23 Enea BASTIANINI	ITA Ducati Lenovo Team	DUCATI	318.5 Qualifying Nr. 2
33 Brad BINDER	RSA Red Bull KTM Factory Racing	KTM	317.6 Qualifying Nr. 1
21 Franco MORBIDELLI	ITA Prima Pramac Racing	DUCATI	316.7 Qualifying Nr. 2
25 Raul FERNANDEZ	SPA Trackhouse Racing	APRILIA	314.8 Qualifying Nr. 1
36 Joan MIR	SPA Repsol Honda Team	HONDA	314.8 Practice
93 Marc MARQUEZ	SPA Gresini Racing MotoGP	DUCATI	314.8 Practice
41 Aleix ESPARGARO	SPA Aprilia Racing	APRILIA	314.8 Qualifying Nr. 1
43 Jack MILLER	AUS Red Bull KTM Factory Racing	KTM	314.8 Tissot Sprint
72 Marco BEZZECCHI	ITA Pertamina Enduro VR46 Racing T	DUCATI	314.8 Qualifying Nr. 2
73 Alex MARQUEZ	SPA Gresini Racing MotoGP	DUCATI	313.9 Tissot Sprint
12 Maverick VIÑALES	SPA Aprilia Racing	APRILIA	313.9 Qualifying Nr. 2
37 Augusto FERNANDEZ	SPA Red Bull GASGAS Tech3	KTM	313.9 Qualifying Nr. 1
42 Alex RINS	SPA Monster Energy Yamaha MotoGP	YAMAHA	313.0 Tissot Sprint
5 Johann ZARCO	FRA CASTROL Honda LCR	HONDA	313.0 Qualifying Nr. 1
20 Fabio QUARTARARO	FRA Monster Energy Yamaha MotoGP	YAMAHA	313.0 Free Practice Nr. 2
10 Luca MARINI	ITA Repsol Honda Team	HONDA	313.0 Qualifying Nr. 1
30 Takaaki NAKAGAMI	JPN IDEMITSU Honda LCR	HONDA	311.2 Tissot Sprint
49 Fabio DI GIANNANTONIO	ITA Pertamina Enduro VR46 Racing T	DUCATI	309.4 Qualifying Nr. 2
88 Miguel OLIVEIRA	POR Trackhouse Racing	APRILIA	309.4 Free Practice Nr. 1

These data/results cannot be reproduced, stored and/or transmitted in whole or in part by any manner of electronic, mechanical, photocopying, recording, broadcasting or otherwise now known or herein after developed without the previous express consent by the copyright owner, except for reproduction in daily press and regular printed publications on sale to the public within 60 days of the event related to those data/results and always provided that copyright symbol appears together as follows below.

© DORNA, 2024



4301 m.

PERTAMINA GRAND PRIX OF INDONESIA

Tissot Sprint

Chronological Analysis of Performances

34

* Lap / Sector time cancelled

T1 Time from finish line to 1st intermediate

T3 Time from 2nd intermed. to 3rd intermed.

P Crossing the finish line in pit lane

T2 Time from 1st intermed. to 2nd intermed.

T4 Time from 3rd intermediate to finish line

**Tyre data subject to further updates

Lap	Lap Time	T1	T2	T3	T4	Speed	Lap	Lap Time	T1	T2	T3	T4	Speed					
1st	1	Francesco BAGNAIA		DUCATI		ITA	4	1'30.683	25.410	18.589	18.710	27.974	300.0					
		Ducati Lenovo Team						5	1'30.470	25.320	18.566	18.621	27.963	298.3				
		Runs=1 Total laps=13 Full laps=12 Valid laps=12						6	1'30.437	25.222	18.555	18.692	27.968	302.5				
		Run #	1	<i>Front Tyre Slick-Hard</i>		<i>Rear Tyre Slick-Soft</i>			7	1'30.556	25.276	18.610	18.643	28.027	303.3			
				New Tyre		New Tyre			8	1'30.211	25.212	18.566	18.669	27.764	301.6			
				1	1'34.001	28.259	18.712	18.787	28.243	266.6	9	1'30.538	25.280	18.538	18.696	28.024	310.3	
				2	1'30.778	25.270	18.561	18.657	28.290	313.0	10	1'30.405	25.214	18.502	18.698	27.991	306.8	
				3	1'30.846	25.299	18.602	18.693	28.252	314.8	11	1'30.633	25.264	18.501	18.853	28.015	305.9	
				4	1'30.862	25.287	18.536	18.743	28.296	313.9	12	1'31.169	25.346	18.751	18.930	28.142	309.4	
				5	1'30.519	25.234	18.563	18.715	28.007	314.8	13	1'31.653	25.490	18.835	18.849	28.479	302.5	
				6	1'30.496	25.194	18.517	18.671	28.114	313.9	4th 72 Marco BEZZECCHI DUCATI ITA Pertamina Enduro VR46 Racing Team Runs=1 Total laps=13 Full laps=12 Valid laps=12							
				7	1'30.665	25.259	18.522	18.779	28.105	314.8								
				8	1'30.282	25.101	18.457	18.666	28.058	315.7								
9	1'30.540			25.198	18.502	18.642	28.198	315.7										
10	1'30.439			25.133	18.466	18.595	28.245	314.8										
11	1'30.469			25.185	18.451	18.673	28.160	315.7										
12	1'30.394	25.181	18.473	18.656	28.084	315.7												
13	1'31.063	25.225	18.515	18.839	28.484	314.8												
						1	1'34.635	28.813	18.759	18.926							28.137	263.4
						2	1'30.693	25.336	18.543	18.682							28.132	305.9
						3	1'30.882	25.362	18.515	18.896							28.109	308.5
						4	1'30.615	25.290	18.496	18.751							28.078	308.5
						5	1'30.511	25.313	18.413	18.686							28.099	306.8
						6	1'30.334	25.193	18.509	18.693	27.939	310.3						
						7	1'32.941	25.259	18.422	21.271	27.989	309.4						
						8	1'30.274	25.136	18.463	18.647	28.028	311.2						
						9	1'30.256	25.140	18.416	18.630	28.070	312.1						
						10	1'30.450	25.199	18.468	18.693	28.090	312.1						
						11	1'31.063	25.138	18.510	19.297	28.118	311.2						
						12	1'30.888	25.287	18.621	18.855	28.125	312.1						
						13	1'30.884	25.240	18.598	18.816	28.230	310.3						
2nd	23	Enea BASTIANINI		DUCATI		ITA												
		Ducati Lenovo Team																
		Runs=1 Total laps=13 Full laps=12 Valid laps=12																
		Run #	1	<i>Front Tyre Slick-Hard</i>		<i>Rear Tyre Slick-Soft</i>												
				New Tyre		New Tyre												
				1	1'35.095	29.065	18.969	18.828	28.233	262.7								
				2	1'30.731	25.382	18.647	18.703	27.999	305.0								
				3	1'30.892	25.342	18.656	18.791	28.103	300.8								
				4	1'31.123	25.586	18.768	18.761	28.008	303.3								
				5	1'30.363	25.091	18.656	18.671	27.945	315.7								
				6	1'30.571	25.049	18.539	19.001	27.982	313.9								
				7	1'30.287	25.031	18.666	18.692	27.898	316.7								
				8	1'30.189	25.060	18.589	18.601	27.939	316.7								
9	1'30.247			25.040	18.533	18.680	27.994	315.7										
10	1'30.270			25.095	18.486	18.703	27.986	305.9										
11	1'30.654			25.239	18.483	18.870	28.062	309.4										
12	1'30.666	25.285	18.622	18.727	28.032	313.9												
13	1'30.373	25.093	18.626	18.685	27.969	314.8												
3rd	93	Marc MARQUEZ		DUCATI		SPA												
		Gresini Racing MotoGP																
		Runs=1 Total laps=13 Full laps=12 Valid laps=12																
		Run #	1	<i>Front Tyre Slick-Hard</i>		<i>Rear Tyre Slick-Soft</i>												
				New Tyre		New Tyre												
				1	1'34.828	28.967	18.808	18.834	28.219	272.0								
				2	1'30.638	25.324	18.689	18.643	27.982	299.1								
				3	1'30.834	25.387	18.621	18.753	28.073	296.7								
				4	1'31.086	25.275	18.685	18.776	28.350	305.0								
				5	1'30.996	25.351	18.567	18.794	28.284	297.5								
				6	1'31.560	25.243	18.567	19.081	28.669	308.5								
				7	1'31.808	25.178	18.699	19.048	28.883	312.1								
				8	1'30.668	25.266	18.518	18.643	28.241	304.2								
9	1'30.781			25.258	18.555	18.763	28.205	310.3										
10	1'30.616			25.342	18.513	18.652	28.109	313.9										
11	1'30.624			25.138	18.489	18.663	28.334	313.9										
Fastest Lap: Enea BASTIANINI Ducati Lenovo Team ITA 1'30.189 25.060 18.589 18.601 27.939																		

These data/results cannot be reproduced, stored and/or transmitted in whole or in part by any manner of electronic, mechanical, photocopying, recording, broadcasting or otherwise now known or herein after developed without the previous express consent by the copyright owner, except for reproduction in daily press and regular printed publications on sale to the public within 60 days of the event related to those data/results and always provided that copyright symbol appears together as follows below.
© DORNA, 2024

Lap	Lap Time	T1	T2	T3	T4	Speed	Lap	Lap Time	T1	T2	T3	T4	Speed
12	1'30.810	25.328	18.397	19.096	27.989	305.0	12	1'31.133	25.291	18.481	19.123	28.238	308.5
13	1'30.451	25.143	18.350	18.629	28.329	313.0	13	1'30.691	25.199	18.424	18.782	28.286	309.4

6th	31	Pedro ACOSTA	KTM	SPA
		Red Bull GASGAS Tech3		
		Runs=1	Total laps=13	Full laps=12 Valid laps=11

Run #	1	Front Tyre	Slick-Hard	Rear Tyre	Slick-Soft	Speed
		New Tyre		New Tyre		
1	1'34.475	28.542	18.921	18.871	28.141	262.7
2	1'30.721	25.281	18.554	18.707	28.179	312.1
3	1'31.473	25.368	18.639	19.267	28.199	313.0
4	1'31.669	25.522	18.878	18.985	28.284	305.0
5	1'31.477	25.380	18.755	18.804	28.538	311.2
6	1'31.391 *	25.255	18.705*	19.069	28.362	313.0
7	1'31.333	25.296	18.950	18.890	28.197	313.9
8	1'30.777	25.172	18.623	18.886	28.096	315.7
9	1'30.700	25.200	18.673	18.689	28.138	313.9
10	1'30.576	25.216	18.659	18.599	28.102	313.9
11	1'30.738	25.175	18.729	18.637	28.197	314.8
12	1'30.559	25.175	18.629	18.707	28.048	315.7
13	1'31.675	25.312	18.793	18.969	28.601	315.7

9th	49	Fabio DI GIANNANTONI	DUCATI	ITA
		Pertamina Enduro VR46 Racing Team		
		Runs=1	Total laps=13	Full laps=12 Valid laps=12

Run #	1	Front Tyre	Slick-Soft	Rear Tyre	Slick-Soft	Speed
		New Tyre		New Tyre		
1	1'35.654	29.402	19.056	18.929	28.267	263.4
2	1'30.945	25.503	18.563	18.803	28.076	295.0
3	1'30.841	25.439	18.573	18.692	28.137	295.8
4	1'31.484	25.319	18.705	18.997	28.463	298.3
5	1'31.194	25.563	18.610	18.813	28.208	305.0
6	1'31.936	25.874	18.568	18.803	28.691	302.5
7	1'31.555	25.430	18.524	18.959	28.642	300.0
8	1'30.967	25.456	18.571	18.712	28.228	292.6
9	1'30.706	25.333	18.524	18.665	28.184	302.5
10	1'30.855	25.365	18.643	18.707	28.140	301.6
11	1'30.579	25.367	18.453	18.683	28.076	304.2
12	1'31.050	25.302	18.415	19.023	28.310	302.5
13	1'31.294	25.432	18.588	19.015	28.259	301.6

7th	12	Maverick VIÑALES	APRILIA	SPA
		Aprilia Racing		
		Runs=1	Total laps=13	Full laps=12 Valid laps=12

Run #	1	Front Tyre	Slick-Hard	Rear Tyre	Slick-Soft	Speed
		New Tyre		New Tyre		
1	1'36.096	29.655	19.117	18.992	28.332	262.7
2	1'31.366	25.521	18.726	18.824	28.295	299.1
3	1'30.846	25.335	18.605	18.732	28.174	305.9
4	1'30.926	25.371	18.570	18.724	28.261	304.2
5	1'31.056	25.423	18.601	18.808	28.224	307.6
6	1'31.612	25.586	18.489	18.826	28.711	300.0
7	1'31.213	25.401	18.549	18.954	28.309	300.0
8	1'30.481	25.243	18.498	18.702	28.038	309.4
9	1'30.558	25.281	18.498	18.738	28.041	310.3
10	1'30.644	25.388	18.538	18.711	28.007	310.3
11	1'31.080	25.214	18.772	18.692	28.402	309.4
12	1'31.246	25.341	18.499	19.448	27.958	311.2
13	1'30.894	25.339	18.602	18.748	28.205	305.0

10th	89	Jorge MARTIN	DUCATI	SPA
		Prima Pramac Racing		
		Runs=1	Total laps=13	Full laps=12 Valid laps=12

Run #	1	Front Tyre	Slick-Hard	Rear Tyre	Slick-Soft	Speed
		New Tyre		New Tyre		
1	1'41.074	27.996	18.658	18.730	35.690	260.8
2	1'31.014	25.639	18.709	18.689	27.977	309.4
3	1'30.616	25.176	18.529	18.795	28.116	313.0
4	1'30.763	25.345	18.657	18.754	28.007	304.2
5	1'30.621	25.151	18.623	18.789	28.058	311.2
6	1'31.178	25.825	18.506	18.806	28.041	313.0
7	1'31.266	25.215	18.611	18.959	28.481	310.3
8	1'31.044	25.515	18.598	18.868	28.063	305.9
9	1'30.391	25.071	18.455	18.616	28.249	313.9
10	1'30.351	25.120	18.518	18.711	28.002	313.9
11	1'30.391	25.114	18.524	18.729	28.024	315.7
12	1'30.846	25.429	18.569	18.732	28.116	307.6
13	1'30.903	25.304	18.653	18.754	28.192	304.2

8th	5	Johann ZARCO	HONDA	FRA
		CASTROL Honda LCR		
		Runs=1	Total laps=13	Full laps=12 Valid laps=12

Run #	1	Front Tyre	Slick-Hard	Rear Tyre	Slick-Soft	Speed
		New Tyre		New Tyre		
1	1'36.223	29.901	19.040	19.024	28.258	261.5
2	1'31.329	25.560	18.563	18.975	28.231	296.7
3	1'30.945	25.479	18.555	18.816	28.095	299.1
4	1'31.006	25.393	18.609	18.772	28.232	300.8
5	1'31.117	25.470	18.547	18.768	28.332	298.3
6	1'31.590	25.547	18.621	18.806	28.616	302.5
7	1'31.305	25.446	18.560	18.898	28.401	297.5
8	1'30.785	25.430	18.480	18.788	28.087	294.2
9	1'30.777	25.342	18.520	18.751	28.164	301.6
10	1'30.893	25.341	18.674	18.725	28.153	307.6
11	1'30.498	25.206	18.415	18.684	28.193	312.1

11th	43	Jack MILLER	KTM	AUS
		Red Bull KTM Factory Racing		
		Runs=1	Total laps=13	Full laps=12 Valid laps=12

Run #	1	Front Tyre	Slick-Hard	Rear Tyre	Slick-Soft	Speed
		New Tyre		New Tyre		
1	1'36.520	30.066	19.326	18.964	28.164	267.3
2	1'31.243	25.504	18.901	18.722	28.116	300.8
3	1'31.167	25.502	18.728	18.751	28.186	301.6
4	1'31.466	25.426	18.857	18.983	28.200	305.0
5	1'31.241	25.406	18.811	18.858	28.166	310.3
6	1'30.898	25.338	18.674	18.717	28.169	309.4
7	1'31.400	25.469	18.743	18.790	28.398	299.1
8	1'31.206	25.488	18.633	18.879	28.206	304.2
9	1'30.955	25.342	18.594	18.852	28.167	308.5
10	1'30.844	25.243	18.754	18.764	28.083	314.8
11	1'31.186	25.350	18.713	18.793	28.330	313.0

Fastest Lap:	Enea BASTIANINI	Ducati Lenovo Team	ITA	1'30.189	25.060	18.589	18.601	27.939
---------------------	-----------------	--------------------	-----	-----------------	--------	--------	--------	--------

These data/results cannot be reproduced, stored and/or transmitted in whole or in part by any manner of electronic, mechanical, photocopying, recording, broadcasting or otherwise now known or herein after developed without the previous express consent by the copyright owner, except for reproduction in daily press and regular printed publications on sale to the public within 60 days of the event related to those data/results and always provided that copyright symbol appears together as follows below.
© DORNA, 2024

Lap	Lap Time	T1	T2	T3	T4	Speed	Lap	Lap Time	T1	T2	T3	T4	Speed
12	1'31.263	25.411	18.883	18.852	28.117	312.1	12	1'31.219	25.537	18.718	18.814	28.150	307.6
13	1'31.583	25.387	18.782	19.049	28.365	313.0	13	1'31.464	25.704	18.668	18.847	28.245	308.5

12th 20 **Fabio QUARTARARO** YAMAHA FRA
 Monster Energy Yamaha MotoGP Team
 Runs=1 Total laps=13 Full laps=12 Valid laps=12

Run #	1	Front Tyre	Slick-Soft	Rear Tyre	Slick-Soft	Speed
		New Tyre	New Tyre			
1	1'35.536	29.240	19.083	18.914	28.299	264.7
2	1'30.962	25.450	18.594	18.813	28.105	301.6
3	1'30.822	25.328	18.576	18.765	28.153	308.5
4	1'31.212	25.340	18.652	19.011	28.209	311.2
5	1'31.389	25.361	18.706	18.915	28.407	307.6
6	1'31.849	25.698	18.539	18.949	28.663	308.5
7	1'32.012	25.361	18.572	18.972	29.107	305.0
8	1'31.625	25.859	18.657	18.826	28.283	287.2
9	1'31.087	25.374	18.564	18.855	28.294	307.6
10	1'30.889	25.290	18.539	18.822	28.238	311.2
11	1'31.082	25.359	18.565	18.825	28.333	307.6
12	1'31.613	25.552	18.484	19.295	28.282	311.2
13	1'31.119	25.351	18.607	18.881	28.280	310.3

15th 42 **Alex RINS** YAMAHA SPA
 Monster Energy Yamaha MotoGP Team
 Runs=1 Total laps=13 Full laps=12 Valid laps=10

Run #	1	Front Tyre	Slick-Soft	Rear Tyre	Slick-Soft	Speed
		New Tyre	New Tyre			
1	1'36.949	29.980	19.425	19.197	28.347	269.3
2	1'31.819	25.915	18.782	18.979	28.143	305.9
3	1'31.399 *	25.512	18.793*	18.848	28.246	308.5
4	1'31.523	25.500	18.798	18.868	28.357	308.5
5	1'31.198 *	25.467	18.739*	18.876	28.116	313.0
6	1'31.368	25.540	18.664	19.005	28.159	310.3
7	1'31.865	25.500	18.801	19.269	28.295	311.2
8	1'31.326	25.452	18.810	18.943	28.121	307.6
9	1'31.347	25.601	18.641	19.028	28.077	305.0
10	1'31.157	25.433	18.746	18.913	28.065	307.6
11	1'31.315	25.448	18.786	18.912	28.169	308.5
12	1'31.231	25.497	18.718	18.866	28.150	303.3
13	1'31.436	25.663	18.678	18.892	28.203	302.5

13th 33 **Brad BINDER** KTM RSA
 Red Bull KTM Factory Racing
 Runs=1 Total laps=13 Full laps=12 Valid laps=11

Run #	1	Front Tyre	Slick-Hard	Rear Tyre	Slick-Soft	Speed
		New Tyre	New Tyre			
1	1'38.633	30.449	20.374	19.342	28.468	256.5
2	1'32.189	25.442	19.069	18.991	28.687	310.3
3	1'31.298	25.332	18.834	18.900	28.232	314.8
4	1'31.054	25.332	18.824	18.813	28.085	315.7
5	1'30.779	25.292	18.639	18.814	28.034	314.8
6	1'30.766	25.216	18.655	18.796	28.099	314.8
7	1'31.577	25.428	18.560	19.263	28.326	305.0
8	1'31.536	25.621	18.581	19.132	28.202	308.5
9	1'30.734	25.342	18.500	18.863	28.029	309.4
10	1'31.084 *	25.334	18.728*	18.918	28.104	309.4
11	1'31.205	25.453	18.526	18.894	28.332	316.7
12	1'30.894	25.342	18.629	18.810	28.113	315.7
13	1'30.723	25.229	18.646	18.803	28.045	316.7

16th 41 **Aleix ESPARGARO** APRILIA SPA
 Aprilia Racing
 Runs=1 Total laps=13 Full laps=12 Valid laps=12

Run #	1	Front Tyre	Slick-Hard	Rear Tyre	Slick-Soft	Speed
		New Tyre	New Tyre			
1	1'37.517	30.321	19.664	19.065	28.467	262.7
2	1'32.025	25.867	18.786	18.934	28.438	293.4
3	1'31.456	25.505	18.868	18.928	28.155	305.0
4	1'31.375	25.484	18.817	18.869	28.205	307.6
5	1'32.083	25.793	18.688	18.725	28.877	313.0
6	1'31.258	25.770	18.601	18.797	28.090	308.5
7	1'31.148	25.444	18.561	18.956	28.187	311.2
8	1'31.586	25.411	18.584	19.239	28.352	308.5
9	1'31.150	25.339	18.823	18.847	28.141	311.2
10	1'31.225	25.462	18.700	18.898	28.165	313.0
11	1'31.132	25.395	18.679	18.850	28.208	311.2
12	1'30.951	25.409	18.576	18.834	28.132	311.2
13	1'31.400	25.524	18.722	18.880	28.274	312.1

14th 73 **Alex MARQUEZ** DUCATI SPA
 Gresini Racing MotoGP
 Runs=1 Total laps=13 Full laps=12 Valid laps=12

Run #	1	Front Tyre	Slick-Hard	Rear Tyre	Slick-Soft	Speed
		New Tyre	New Tyre			
1	1'37.365	30.282	19.503	19.072	28.508	267.3
2	1'31.893	25.810	18.799	18.924	28.360	302.5
3	1'31.270	25.471	18.728	18.920	28.151	310.3
4	1'31.561	25.556	18.721	18.898	28.386	305.0
5	1'31.145	25.502	18.632	18.814	28.197	306.8
6	1'31.250	25.381	18.822	18.838	28.209	309.4
7	1'31.255	25.446	18.629	18.843	28.337	307.6
8	1'31.066	25.388	18.647	18.820	28.211	313.0
9	1'31.082	25.388	18.638	18.788	28.268	311.2
10	1'31.642	25.921	18.690	18.810	28.221	311.2
11	1'31.560	25.422	18.514	19.207	28.417	313.9

17th 30 **Takaaki NAKAGAMI** HONDA JPN
 IDEMITSU Honda LCR
 Runs=1 Total laps=13 Full laps=12 Valid laps=11

Run #	1	Front Tyre	Slick-Hard	Rear Tyre	Slick-Soft	Speed
		New Tyre	New Tyre			
1	1'39.074	30.707	20.209	19.515	28.643	257.7
2	1'31.947	25.748	18.713	18.842	28.644	305.9
3	1'31.603	25.605	18.604	19.049	28.345	298.3
4	1'31.810	25.680	18.880	18.910	28.340	296.7
5	1'31.866	25.539	18.834	19.075	28.418	305.9
6	1'31.745	25.536	18.548	19.282	28.379	305.0
7	1'31.019	25.527	18.567	18.742	28.183	307.6
8	1'30.917 *	25.372	18.623*	18.790	28.132	310.3
9	1'31.048	25.438	18.546	18.802	28.262	308.5
10	1'31.002	25.399	18.500	18.885	28.218	310.3
11	1'30.973	25.517	18.394	18.813	28.249	309.4

Fastest Lap: Enea BASTIANINI Ducati Lenovo Team ITA **1'30.189** 25.060 18.589 18.601 27.939


These data/results cannot be reproduced, stored and/or transmitted in whole or in part by any manner of electronic, mechanical, photocopying, recording, broadcasting or otherwise now known or herein after developed without the previous express consent by the copyright owner, except for reproduction in daily press and regular printed publications on sale to the public within 60 days of the event related to those data/results and always provided that copyright symbol appears together as follows below.
 © DORNA, 2024

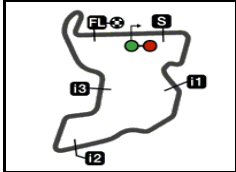


Lap	Lap Time	T1	T2	T3	T4	Speed	Lap	Lap Time	T1	T2	T3	T4	Speed
12	1'30.772	25.336	18.406	18.837	28.193	310.3							
13	1'30.929	25.539	18.342	18.828	28.220	311.2							
18th	10	Luca MARINI		HONDA		ITA							
		Repsol Honda Team											
		Runs=1	Total laps=13	Full laps=12	Valid laps=12								
Run #	1	Front Tyre	Slick-Soft	Rear Tyre	Slick-Soft		Run #	1	Front Tyre	Slick-Hard	Rear Tyre	Slick-Soft	
			New Tyre		New Tyre					New Tyre		New Tyre	
1	1'39.411	30.475	20.572	19.612	28.752	260.2	1	1'39.196	30.759	20.264	19.577	28.596	262.7
2	1'32.582	25.816	19.100	19.071	28.595	309.4		unfinished	25.886	19.013	19.014		307.6
3	1'32.098	25.600	18.678	19.305	28.515	302.5							
4	1'31.741	25.534	18.638	18.947	28.622	309.4							
5	1'31.418	25.504	18.496	18.924	28.494	311.2							
6	1'31.343	25.369	18.547	18.957	28.470	309.4							
7	1'31.296	25.488	18.679	18.868	28.261	305.9							
8	1'31.148	25.383	18.478	18.870	28.417	310.3							
9	1'31.213	25.331	18.687	18.898	28.297	307.6							
10	1'31.356	25.380	18.742	18.906	28.328	308.5							
11	1'31.420	25.367	18.878	18.884	28.291	310.3							
12	1'31.018	25.374	18.531	18.839	28.274	309.4							
13	1'30.806	25.398	18.456	18.742	28.210	309.4							
19th	25	Raul FERNANDEZ		APRILIA		SPA							
		Trackhouse Racing											
		Runs=1	Total laps=13	Full laps=12	Valid laps=12								
Run #	1	Front Tyre	Slick-Hard	Rear Tyre	Slick-Soft		Run #	1	Front Tyre	Slick-Hard	Rear Tyre	Slick-Soft	
			New Tyre		New Tyre								
1	1'37.062	30.208	19.363	19.138	28.353	253.5							
2	1'44.198	25.978	18.729	30.825	28.666	306.8							
3	1'31.017	25.469	18.638	18.688	28.222	306.8							
4	1'31.489	25.725	18.638	18.904	28.222	309.4							
5	1'30.895	25.306	18.650	18.874	28.065	310.3							
6	1'30.953	25.328	18.766	18.759	28.100	309.4							
7	1'30.835	25.270	18.631	18.777	28.157	309.4							
8	1'30.832	25.279	18.576	18.815	28.162	308.5							
9	1'30.878	25.222	18.617	18.838	28.201	310.3							
10	1'30.954	25.330	18.650	18.754	28.220	309.4							
11	1'30.884	25.364	18.608	18.796	28.116	309.4							
12	1'31.068	25.345	18.678	18.880	28.165	310.3							
13	1'32.184	25.542	18.712	19.130	28.800	308.5							
20th	37	Augusto FERNANDEZ		KTM		SPA							
		Red Bull GASGAS Tech3											
		Runs=1	Total laps=11	Full laps=10	Valid laps=9								
Run #	1	Front Tyre	Slick-Hard	Rear Tyre	Slick-Soft		Run #	1	Front Tyre	Slick-Hard	Rear Tyre	Slick-Soft	
			New Tyre		New Tyre								
1	1'38.338	30.574	20.174	19.172	28.418	264.7							
2	1'32.041	25.628	19.120	18.943	28.350	305.9							
3	1'31.994	25.485	19.152	19.050	28.307	311.2							
4	1'31.792	25.530	19.111	18.937	28.214	307.6							
5	1'31.816	25.511	19.108	19.018	28.179	312.1							
6	1'32.276	25.324	19.037	19.491	28.424	311.2							
7	1'31.256	25.491	18.866	18.823	28.076	307.6							
8	1'31.035 *	25.267	18.856*	18.802	28.110	309.4							
9	1'31.258	25.319	18.856	18.950	28.133	306.8							
10	1'31.508	25.446	18.981	18.934	28.147	308.5							
11	1'31.370	25.395	18.972	18.872	28.131	312.1							
Fastest Lap:	Enea BASTIANINI	Ducati Lenovo Team	ITA	1'30.189	25.060	18.589	18.601	27.939					

These data/results cannot be reproduced, stored and/or transmitted in whole or in part by any manner of electronic, mechanical, photocopying, recording, broadcasting or otherwise now known or herein after developed without the previous express consent by the copyright owner, except for reproduction in daily press and regular printed publications on sale to the public within 60 days of the event related to those data/results and always provided that copyright symbol appears together as follows below.
© DORNA, 2024

Pertamina Mandalika Circuit

Results and timing service provided by 



4301 m.

PERTAMINA GRAND PRIX OF INDONESIA

After the Tissot Sprint

2024 Rookie of the Year Classification

MotoGP™

36

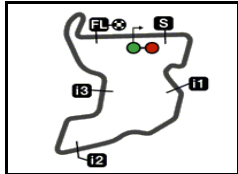
Rider	Points	Leader	Prev	QAT	POR	AME	SPA	FRA	CAT	ITA	NED	GER	GBR	AUT	ARA	RSM	EMI	INA	JPN	AUS	THA	MAL	VAL	
1 ACOSTA Pedro [SPA]	161			9	19	26	15	4	10	18	-	9	12	3	23	4	5	4						
				2 7	3 16	6 20	9 6	4 -	7 3	7 11	- -	- 9	5 7	- 3	7 16	4 -	5 -	4						

These data/results cannot be reproduced, stored and/or transmitted in whole or in part by any manner of electronic, mechanical, photocopying, recording, broadcasting or otherwise now known or herein after developed without the previous express consent by the copyright owner, except for reproduction in daily press and regular printed publications on sale to the public within 60 days of the event related to those data/results and always provided that copyright symbol appears together as follows below.
© DORNA, 2024

Official MotoGP Timing by 
www.motogp.com



Lombok, Saturday, September 28, 2024



4301 m.

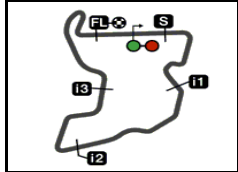
PERTAMINA GRAND PRIX OF INDONESIA

After the Tissot Sprint

2024 Independent Team Classification

Rider	Points	Leader	Prev	QAT	POR	AME	SPA	FRA	CAT	ITA	NED	GER	GBR	AUT	ARA	RSM	EMI	INA	JPN	AUS	THA	MAL	VAL	
1 MARTIN Jorge [SPA]	341			28 12 16	32 7 25	20 7 13	12 12 -	37 12 25	26 6 20	16 - 16	29 9 20	12 12 -	29 9 20	29 9 20	29 9 20	13 12 1	29 9 20	-						
2 MARQUEZ Marc [SPA]	288	53	53	18 5 13	9 9 -	9 9 -	24 4 20	29 9 20	25 9 16	22 9 13	6 - 6	24 4 20	13 - 13	13 - 13	37 12 25	30 5 25	22 6 16	7 7						
3 ACOSTA Pedro [SPA]	161	180	127	9 2 7	19 3 16	26 6 20	15 9 6	4 4 -	10 7 3	18 7 11	- - -	9 - 9	12 5 7	3 - 3	23 7 16	4 4 -	5 5 -	4 4						
4 DI GIANNANTONIO Fabio [ITA]	122	219	39	9 - 9	6 - 6	10 - 10	9 - 9	13 3 10	15 4 11	12 3 9	18 5 13	- - -	12 1 11	- - -	8 - 8	7 - 7	2 - 2	1 1						
5 MARQUEZ Alex [SPA]	121	220	1	13 3 10	- - -	1 - 1	13 - 13	6 - 6	9 - 9	9 2 7	11 2 9	17 1 16	13 4 9	6 - 6	6 6 -	10 - 10	7 - 7	-						
6 BEZZECCHI Marco [ITA]	114	227	7	2 - 2	10 - 10	8 - 8	16 - 16	- - -	6 1 5	3 - 3	- - -	8 - 8	8 - 8	12 2 10	9 - 9	11 - 11	15 2 13	6 6						
7 MORBIDELLI Franco [ITA]	107	234	7	- - -	- - -	- - -	6 6 -	9 - 9	- - -	16 6 10	8 1 7	16 5 11	6 - 6	12 4 8	10 - 10	7 7 -	12 1 11	5 5						
8 OLIVEIRA Miguel [POR]	71	270	36	1 - 1	7 - 7	5 - 5	10 2 8	- - -	6 - 6	2 - 2	1 - 1	19 9 10	- - -	4 - 4	5 5 -	5 - 5	6 - 6	-						
9 FERNANDEZ Raul [SPA]	49	292	22	- - -	- - -	7 1 6	5 - 5	6 1 5	10 - 10	4 - 4	8 - 8	6 - 6	- - -	- - -	- - -	- - -	3 - 3	-						
10 ZARCO Johann [FRA]	24	317	25	4 - 4	1 - 1	- - -	- - -	4 - 4	- - -	- - -	3 - 3	- - -	2 - 2	- - -	3 - 3	4 - 4	1 - 1	2 2						
11 NAKAGAMI Takaaki [JPN]	21	320	3	- - -	2 - 2	- - -	2 - 2	2 - 2	2 - 2	- - -	- - -	2 - 2	1 - 1	2 - 2	5 - 5	3 - 3	- - -	-						
12 FERNANDEZ Augusto [SPA]	20	321	1	- - -	5 - 5	2 - 2	3 3 -	3 - 3	- - -	- - -	2 - 2	- - -	- - -	1 - 1	4 - 4	- - -	- - -	-						

These data/results cannot be reproduced, stored and/or transmitted in whole or in part by any manner of electronic, mechanical, photocopying, recording, broadcasting or otherwise now known or herein after developed without the previous express consent by the copyright owner, except for reproduction in daily press and regular printed publications on sale to the public within 60 days of the event related to those data/results and always provided that copyright symbol appears together as follows below.
© DORNA, 2024



4301 m.

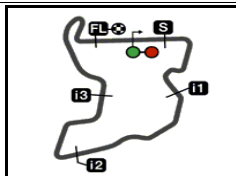
PERTAMINA GRAND PRIX OF INDONESIA

After the Tissot Sprint

2024 Independent Team Classification

Team	Points	Leader	Previous	QAT	POR	AME	SPA	FRA	CAT	ITA	NED	GER	GBR	AUT	ARA	RSM	EMI	INA	JPN	AUS	THA	MAL	VAL
1 PRIMA PRAMAC RACING	448			28	32	20	18	46	26	32	37	28	35	41	39	20	41	5					
2 GRESINI RACING MOTOGP	409	39	39	31	9	10	37	35	34	31	17	41	26	19	43	40	29	7					
3 PERTAMINA ENDURO VR46 RACING TE	236	212	173	11	16	18	25	13	21	15	18	8	20	12	17	18	17	7					
4 RED BULL GASGAS TECH3	181	267	55	9	24	28	18	7	10	18	2	9	12	4	27	4	5	4					
5 TRACKHOUSE RACING	120	328	61	1	7	12	15	6	16	6	9	25	-	4	5	5	9	-					
6 LCR HONDA	45	403	75	4	3	-	2	6	2	-	3	2	3	2	8	7	1	2					

These data/results cannot be reproduced, stored and/or transmitted in whole or in part by any manner of electronic, mechanical, photocopying, recording, broadcasting or otherwise now known or herein after developed without the previous express consent by the copyright owner, except for reproduction in daily press and regular printed publications on sale to the public within 60 days of the event related to those data/results and always provided that copyright symbol appears together as follows below.
© DORNA, 2024



PERTAMINA GRAND PRIX OF INDONESIA

Tissot Sprint - Starting Grid

4301 m.

Race : 13 laps = 55.913 km



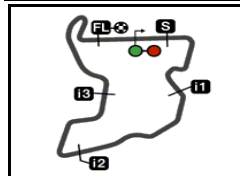
1	1 1'29.088 89 Jorge MARTIN Ducati	2	2 1'29.623 72 Marco BEZZECCHI Ducati	3	3 1'29.671 31 Pedro ACOSTA KTM
2	4 1'29.745 1 Francesco BAGNAIA Ducati	3	5 1'29.792 23 Enea BASTIANINI Ducati	4	6 1'29.848 20 Fabio QUARTARARO Yamaha
3	7 1'29.942 5 Johann ZARCO Honda	4	8 1'29.963 49 Fabio DI GIANNANTONIO Ducati	5	9 1'30.107 21 Franco MORBIDELLI Ducati
4	10 1'30.418 12 Maverick VIÑALES Aprilia	5	11 1'30.524 25 Raul FERNANDEZ Aprilia	6	12 1'29.885 93 Marc MARQUEZ Ducati
5	13 1'30.110 41 Aleix ESPARGARO Aprilia	6	14 1'30.243 73 Alex MARQUEZ Ducati	7	15 1'30.293 42 Alex RINS Yamaha
6	16 1'30.385 43 Jack MILLER KTM	7	17 1'30.395 10 Luca MARINI Honda	8	18 1'30.430 30 Takaaki NAKAGAMI Honda
7	19 1'30.582 33 Brad BINDER KTM	8	20 1'30.698 36 Joan MIR Honda	9	21 1'31.086 37 Augusto FERNANDEZ KTM

The results are provisional until the end of the limit for protest and appeals and until the ratification of the Event Management Committee.

Time limit for protest expires 60' at the latest after publication of the results - Time:

These data/results cannot be reproduced, stored and/or transmitted in whole or in part by any manner of electronic, mechanical, photocopying, recording, broadcasting or otherwise now known or herein after developed without the previous express consent by the copyright owner, except for reproduction in daily press and regular printed publications on sale to the public within 60 days of the event related to those data/results and always provided that copyright symbol appears together as follows below.

© DORNA, 2024



4301 m.

PERTAMINA GRAND PRIX OF INDONESIA

Tissot Sprint

Top Speed & Average



Rider	Nation	Motorcycle	Top 5 speeds					Average	Top
23 Enea BASTIANINI	ITA	DUCATI	316.7	316.7	315.7	315.7	314.8	315.9	316.7
33 Brad BINDER	RSA	KTM	316.7	316.7	315.7	315.7	314.8	315.6	316.7
1 Francesco BAGNAIA	ITA	DUCATI	315.7	315.7	315.7	315.7	314.8	315.2	315.7
31 Pedro ACOSTA	SPA	KTM	315.7	315.7	315.7	314.8	313.9	314.8	315.7
89 Jorge MARTIN	SPA	DUCATI	315.7	313.9	313.9	313.0	313.0	313.9	315.7
43 Jack MILLER	AUS	KTM	314.8	313.0	313.0	312.1	310.3	312.6	314.8
21 Franco MORBIDELLI	ITA	DUCATI	313.9	313.9	313.0	312.1	310.3	312.6	313.9
73 Alex MARQUEZ	SPA	DUCATI	313.9	313.0	311.2	311.2	310.3	311.9	313.9
41 Aleix ESPARGARO	SPA	APRILIA	313.0	313.0	312.1	311.2	311.2	311.8	313.0
42 Alex RINS	SPA	YAMAHA	313.0	311.2	310.3	308.5	308.5	310.0	313.0
5 Johann ZARCO	FRA	HONDA	312.1	309.4	308.5	307.6	302.5	308.0	312.1
37 Augusto FERNANDEZ	SPA	KTM	312.1	312.1	311.2	311.2	309.4	311.2	312.1
72 Marco BEZZECCHI	ITA	DUCATI	312.1	312.1	312.1	311.2	311.2	311.7	312.1
10 Luca MARINI	ITA	HONDA	311.2	310.3	310.3	309.4	309.4	309.9	311.2
12 Maverick VIÑALES	SPA	APRILIA	311.2	310.3	310.3	309.4	309.4	310.1	311.2
20 Fabio QUARTARARO	FRA	YAMAHA	311.2	311.2	311.2	310.3	308.5	310.2	311.2
30 Takaaki NAKAGAMI	JPN	HONDA	311.2	310.3	310.3	310.3	309.4	310.3	311.2
25 Raul FERNANDEZ	SPA	APRILIA	310.3	310.3	310.3	309.4	309.4	309.7	310.3
93 Marc MARQUEZ	SPA	DUCATI	310.3	309.4	306.8	305.9	303.3	307.1	310.3
36 Joan MIR	SPA	HONDA	307.6	262.7				285.2	307.6
49 Fabio DI GIANNANTONIO	ITA	DUCATI	305.0	304.2	302.5	302.5	302.5	303.3	305.0

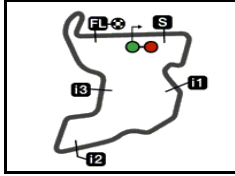
These data/results cannot be reproduced, stored and/or transmitted in whole or in part by any manner of electronic, mechanical, photocopying, recording, broadcasting or otherwise now known or herein after developed without the previous express consent by the copyright owner, except for reproduction in daily press and regular printed publications on sale to the public within 60 days of the event related to those data/results and always provided that copyright symbol appears together as follows below.

© DORNA, 2024

Official MotoGP Timing by TISSOT
www.motogp.com




Lombok, Saturday, September 28, 2024



4301 m.

PERTAMINA GRAND PRIX OF INDONESIA
Tissot Sprint
Fastest Laps Sequence

Lap	Race Time	 Rider	Nation	Motorcycle	Time	Km/h	Riders's Lap
2	3'04.779	1 Francesco BAGNAIA	ITA	DUCATI	1'30.778	170.5	2
2	3'05.196	31 Pedro ACOSTA	SPA	KTM	1'30.721	170.6	2
2	3'05.328	72 Marco BEZZECCHI	ITA	DUCATI	1'30.693	170.7	2
2	3'05.466	93 Marc MARQUEZ	SPA	DUCATI	1'30.638	170.8	2
3	4'42.704	89 Jorge MARTIN	SPA	DUCATI	1'30.616	170.8	3
4	6'06.825	72 Marco BEZZECCHI	ITA	DUCATI	1'30.615	170.8	4
5	7'37.006	1 Francesco BAGNAIA	ITA	DUCATI	1'30.519	171.0	5
5	7'37.336	72 Marco BEZZECCHI	ITA	DUCATI	1'30.511	171.0	5
5	7'37.453	93 Marc MARQUEZ	SPA	DUCATI	1'30.470	171.1	5
5	7'38.204	23 Enea BASTIANINI	ITA	DUCATI	1'30.363	171.3	5
6	9'07.670	72 Marco BEZZECCHI	ITA	DUCATI	1'30.334	171.4	6
7	10'39.062	23 Enea BASTIANINI	ITA	DUCATI	1'30.287	171.4	7
8	12'08.449	1 Francesco BAGNAIA	ITA	DUCATI	1'30.282	171.5	8
8	12'08.657	93 Marc MARQUEZ	SPA	DUCATI	1'30.211	171.6	8
8	12'09.251	23 Enea BASTIANINI	ITA	DUCATI	1'30.189	171.6	8

These data/results cannot be reproduced, stored and/or transmitted in whole or in part by any manner of electronic, mechanical, photocopying, recording, broadcasting or otherwise now known or herein after developed without the previous express consent by the copyright owner, except for reproduction in daily press and regular printed publications on sale to the public within 60 days of the event related to those data/results and always provided that copyright symbol appears together as follows below.

© DORNA, 2024

Official MotoGP Timing by TISSOT
 www.motogp.com



Lombok, Saturday, September 28, 2024