


5543 m.

PETRONAS GRAND PRIX OF MALAYSIA

Race

Classification after 15 laps = 83.145 km

29

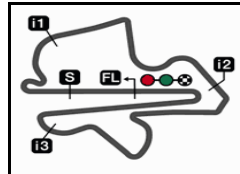
Pos		Rider	Nation	Team	Motorcycle	Total Time	Km/h	Gap
1	25	80 David ALONSO	COL	CFMOTO Gaviota Aspar Team	CFMOTO	33'03.671	150.8	
2	20	72 Taiyo FURUSATO	JPN	Honda Team Asia	HONDA	33'03.759	150.8	0.088
3	16	99 Jose Antonio RUEDA	SPA	Red Bull KTM Ajo	KTM	33'04.082	150.8	0.411
4	13	48 Ivan ORTOLA	SPA	MT Helmets - MSI	KTM	33'04.667	150.8	0.996
5	11	95 Collin VEIJER	NED	Liqui Moly Husqvarna Intact GP	HUSQVARNA	33'04.762	150.8	1.091
6	10	66 Joel KELSO	AUS	BOE Motorsports	KTM	33'04.896	150.7	1.225
7	9	6 Ryusei YAMANAKA	JPN	MT Helmets - MSI	KTM	33'05.167	150.7	1.496
8	8	82 Stefano NEPA	ITA	LEVELUP - MTA	KTM	33'10.915	150.3	7.244
9	7	18 Matteo BERTELLE	ITA	Kopron Rivacold Snipers Team	HONDA	33'11.017	150.3	7.346
10	6	58 Luca LUNETTA	ITA	SIC58 Squadra Corse	HONDA	33'14.477	150.0	10.806
11	5	22 David ALMANSA	SPA	Kopron Rivacold Snipers Team	HONDA	33'14.575	150.0	10.904
12	4	12 Jacob ROULSTONE	AUS	Red Bull GASGAS Tech3	GASGAS	33'19.690	149.6	16.019
13	3	7 Filippo FARIOLI	ITA	SIC58 Squadra Corse	HONDA	33'24.216	149.3	20.545
14	2	85 Xabi ZURUTUZA	SPA	Red Bull KTM Ajo	KTM	33'24.464	149.3	20.793
15	1	5 Tatchakorn BUASRI	THA	Honda Team Asia	HONDA	33'24.672	149.3	21.001
16		8 Eddie O'SHEA	GBR	FleetSafe Honda - MLav Racing	HONDA	33'24.902	149.2	21.231
17		64 David MUÑOZ	SPA	BOE Motorsports	KTM	33'47.376	147.6	43.705
18		55 Noah DETTWILER	SWI	CIP Green Power	KTM	33'48.830	147.5	45.159
Not classified								
		10 Nicola CARRARO	ITA	LEVELUP - MTA	KTM	22'57.350	144.8	5 laps
		24 Tatsuki SUZUKI	JPN	Liqui Moly Husqvarna Intact GP	HUSQVARNA	17'41.262	150.4	7 laps
		19 Scott OGDEN	GBR	FleetSafe Honda - MLav Racing	HONDA	19'45.424	134.6	7 laps
		36 Angel PIQUERAS	SPA	Leopard Racing	HONDA	11'31.256	144.3	10 laps
		31 Adrian FERNANDEZ	SPA	Leopard Racing	HONDA	4'29.991	147.8	13 laps
		96 Daniel HOLGADO	SPA	Red Bull GASGAS Tech3	GASGAS	2'18.151	144.4	14 laps
Not finished first lap								
		54 Riccardo ROSSI	ITA	CIP Green Power	KTM			
		78 Joel ESTEBAN	SPA	CFMOTO Gaviota Aspar Team	CFMOTO			

The results are provisional until the end of the limit for protest and appeals.

Time limit for protest expires 60' after publication of the results - Time:

These data/results cannot be reproduced, stored and/or transmitted in whole or in part by any manner of electronic, mechanical, photocopying, recording, broadcasting or otherwise now known or herein after developed without the previous express consent by the copyright owner, except for reproduction in daily press and regular printed publications on sale to the public within 60 days of the event related to those data/results and always provided that copyright symbol appears together as follows below.

© DORNA, 2024




5543 m.

PETRONAS GRAND PRIX OF MALAYSIA

Race

Classification after 15 laps = 83.145 km

29

Pos	 Rider	Nation	Team	Motorcycle	Total Time	Km/h	Gap
-----	---	--------	------	------------	------------	------	-----

Race condition: Dry

Air: 33°
Humidity: 56%
Ground: 50°

Pole Position:

Fastest Lap (New record):

Best Race Lap:

All-Time Lap Record:

	Adrian FERNANDEZ	2'09.542	154.0 Km/h
Lap 4	David ALONSO	2'11.047	152.2 Km/h
2023	Ayumu SASAKI	2'12.268	150.8 Km/h
2024	Adrian FERNANDEZ	2'09.542	154.0 Km/h

11:45'00

11:50'59

11:59'55

12:03'32

12:04'04 Riccardo ROSSI

12:04'04 Joel ESTEBAN

12:05'04 -

12:05'56 David MUÑOZ

12:07'34 Daniel HOLGADO

12:08'47 Adrian FERNANDEZ

12:10'24 David MUÑOZ

12:10'45 David MUÑOZ

12:10'48 David MUÑOZ

12:15'03 Angel PIQUERAS

12:17'10 Scott OGDEN

12:18'29 Scott OGDEN

12:22'42 Tatsuki SUZUKI

12:23'17 Scott OGDEN

12:24'16 Nicola CARRARO

12:24'22 Nicola CARRARO

12:25'01 Noah DETTWILER

12:25'09 Noah DETTWILER

12:26'29 Nicola CARRARO

SIGHTING LAP START

All bikes on grid

WARM UP LAP START

RACE START

crashed out - Rider OK

crashed out - Rider OK

No jump starts

ride through penalty

crashed out - Rider OK

stopped with technical issue

entered pits for ride through

re-joined race

ride through penalty - COMPLETED

entered pits and retired

entered pits

re-joined race

stopped with technical issue

entered pits and retired

crashed out - Rider OK

re-joined race

crashed out - Rider OK

re-joined race

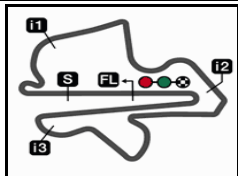
entered pits and retired

The results are provisional until the end of the limit for protest and appeals.

Time limit for protest expires 60' after publication of the results - Time:

These data/results cannot be reproduced, stored and/or transmitted in whole or in part by any manner of electronic, mechanical, photocopying, recording, broadcasting or otherwise now known or herein after developed without the previous express consent by the copyright owner, except for reproduction in daily press and regular printed publications on sale to the public within 60 days of the event related to those data/results and always provided that copyright symbol appears together as follows below.

© DORNA, 2024



5543 m.

PETRONAS GRAND PRIX OF MALAYSIA

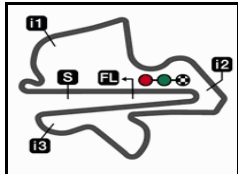
Moto3™

World Championship Classification

30

Rider		Points	Leader	Previous	QAT	POR	AME	SPA	FRA	CAT	ITA	NED	GER	GBR	AUT	ARA	RSM	EMI	INA	JPN	AUS	THA	MAL	VAL
1 ALONSO David	COL	396			25	13	25	5	25	25	25	11	25	20	25	13	9	25	25	25	25	25	25	25
2 HOLGADO Daniel	SPA	236	160	160	20	25	20	9	20	10	2	5	9	13	16	7	20	13	10	13	20	4	-	-
3 VEIJER Collin	NED	236	160	0	11	10	-	25	16	13	20	20	0	16	11	20	11	16	-	20	0	16	11	-
4 ORTOLA Ivan	SPA	217	179	19	7	16	-	16	11	20	10	25	16	25	7	4	16	11	7	0	-	13	13	-
5 MUÑOZ David	SPA	162	234	55	0	7	11	20	-	11	11	16	8	4	20	9	-	-	16	8	11	10	0	-
6 FERNANDEZ Adrian	SPA	153	243	9	-	6	5	10	10	6	8	9	13	8	10	5	3	8	20	16	16	0	-	-
7 RUEDA Jose Antonio	SPA	144	252	9	-	20	-	-	8	16	1	13	-	7	9	25	-	6	5	11	7	0	16	-
8 PIQUERAS Angel	SPA	137	259	7	4	-	16	6	6	4	5	8	11	-	13	-	25	20	13	-	6	-	-	-
9 KELSO Joel	AUS	134	262	3	8	11	9	11	3	-	4	4	5	9	8	11	10	9	8	0	5	9	10	-
10 FURUSATO Taiyo	JPN	128	268	6	16	0	-	0	2	-	13	3	20	-	1	10	13	3	-	7	9	11	20	-
11 YAMANAKA Ryusei	JPN	120	276	8	-	-	13	13	9	5	16	6	10	10	3	0	0	1	0	10	10	5	9	-
12 LUNETTA Luca	ITA	112	284	8	1	0	0	0	5	9	9	10	-	-	0	16	7	10	11	-	8	20	6	-
13 NEPA Stefano	ITA	93	303	19	10	9	0	7	0	3	-	7	4	11	-	3	2	2	1	6	13	7	8	-
14 SUZUKI Tatsuki	JPN	88	308	5	9	4	10	0	7	1	-	-	7	6	4	2	8	5	9	9	1	6	-	-
15 ROULSTONE Jacob	AUS	58	338	30	6	5	8	4	4	8	7	2	-	0	2	0	4	0	0	0	3	1	4	-
16 BERTELLE Matteo	ITA	56	340	2	-	-	6	2	-	0	6	0	1	5	5	6	-	7	4	5	2	0	7	-
17 ESTEBAN Joel	SPA	45	351	11	5	8	7	-	13	2	0	1	2	3	0	1	0	0	2	1	0	-	-	-
18 ROSSI Riccardo	ITA	33	363	12	13	-	0	0	-	-	3	0	0	2	6	0	-	0	-	2	4	3	-	-
19 FARIOLI Filippo	ITA	32	364	1	-	0	1	3	-	7	0	0	3	0	0	-	6	4	-	3	-	2	3	-
20 OGDEN Scott	GBR	23	373	9	3	2	-	0	-	0	0	0	6	-	0	0	1	0	3	0	0	8	-	-
21 CARRARO Nicola	ITA	22	374	1	2	1	4	8	0	0	0	0	0	1	0	-	0	0	6	-	-	0	-	-
22 ALMANSA David	SPA	16	380	6	-	-	-	1	1	-	0	-	0	0	0	0	5	0	-	4	-	0	5	-

These data/results cannot be reproduced, stored and/or transmitted in whole or in part by any manner of electronic, mechanical, photocopying, recording, broadcasting or otherwise now known or herein after developed without the previous express consent by the copyright owner, except for reproduction in daily press and regular printed publications on sale to the public within 60 days of the event related to those data/results and always provided that copyright symbol appears together as follows below.
© DORNA, 2024



5543 m.

PETRONAS GRAND PRIX OF MALAYSIA

Moto3™

World Championship Classification

30

Rider		Points	Leader	Previous	QAT	POR	AME	SPA	FRA	CAT	ITA	NED	GER	GBR	AUT	ARA	RSM	EMI	INA	JPN	AUS	THA	MAL	VAL
23 ZURUTUZA Xabi	SPA	13	383	3	-	-	3	0	0	0	-	0	0	-	0	8	0	0	-	0	0	0	0	2
24 PEREZ Vicente	SPA	3	393	10	-	3	-	0	-	-	-	-	-	-	0	-	-	-	-	-	-	-	-	-
25 DETTWILER Noah	SWI	2	394	1	0	0	2	0	0	0	0	0	0	0	0	0	0	0	0	-	0	0	0	0
26 BUASRI Tatchakorn	THA	1	395	1	0	0	-	0	0	0	0	0	0	0	0	-	0	-	-	-	0	0	1	-
27 O'SHEA Eddie	GBR	0	396	1	-	-	-	-	-	-	-	-	-	-	-	-	-	-	-	-	0	-	0	-
28 WHATLEY Joshua	GBR	0	396	0	0	0	0	0	0	0	0	0	0	-	-	-	-	-	-	-	-	-	-	-
29 ROSENTHALER Jakob	AUT	0	396	0	-	-	-	-	-	-	-	-	-	-	0	-	0	-	-	-	-	-	-	-
30 WAKAMATSU Rei	JPN	0	396	0	-	-	-	-	-	-	-	-	-	-	-	-	-	-	-	0	-	-	-	-
31 SHAHRIL Danial	MAL	0	396	0	-	-	-	-	-	-	-	-	-	0	-	-	-	-	-	-	-	-	-	-
32 AL SAHOUTI Hamad	QAT	0	396	0	-	0	-	-	-	-	-	-	-	-	-	-	-	-	-	-	-	-	-	-
33 ADITAMA Arbi	INA	0	396	0	-	-	-	-	-	0	-	-	-	-	-	0	-	-	-	-	-	-	-	-

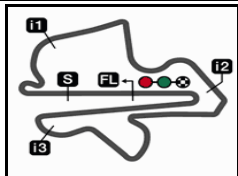
These data/results cannot be reproduced, stored and/or transmitted in whole or in part by any manner of electronic, mechanical, photocopying, recording, broadcasting or otherwise now known or herein after developed without the previous express consent by the copyright owner, except for reproduction in daily press and regular printed publications on sale to the public within 60 days of the event related to those data/results and always provided that copyright symbol appears together as follows below.
© DORNA, 2024

Official MotoGP Timing by 
www.motogp.com

Sepang, Sunday, November 03, 2024

Page 2 of 3





5543 m.

PETRONAS GRAND PRIX OF MALAYSIA

Moto3™

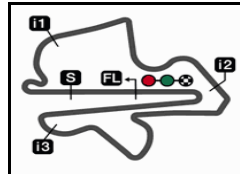
World Championship Classification

30

Constructor		Points	Leader	Previous	QAT	POR	AME	SPA	FRA	CAT	ITA	NED	GER	GBR	AUT	ARA	RSM	EMI	INA	JPN	AUS	THA	MAL	VAL
1	CFMOTO	396			25	13	25	5	25	25	25	11	25	20	25	13	9	25	25	25	25	25	25	
2	KTM	320	76	76	13	20	13	20	11	20	16	25	16	25	20	25	16	11	16	11	13	13	16	
3	HONDA	284	112	36	16	6	16	10	10	9	13	10	20	8	13	16	25	20	20	16	16	20	20	
4	HUSQVARNA	263	133	21	11	10	10	25	16	13	20	20	7	16	11	20	11	16	9	20	1	16	11	
5	GASGAS	245	151	18	20	25	20	9	20	10	7	5	9	13	16	7	20	13	10	13	20	4	4	

Team		Points	Leader	Previous	QAT	POR	AME	SPA	FRA	CAT	ITA	NED	GER	GBR	AUT	ARA	RSM	EMI	INA	JPN	AUS	THA	MAL	VAL
1	CFMOTO GAVIOTA ASPAR TEAM	441			30	21	32	5	38	27	25	12	27	23	25	14	9	25	27	26	25	25	25	
2	MT HELMETS - MSI	337	104	104	7	16	13	29	20	25	26	31	26	35	10	4	16	12	7	10	10	18	22	
3	LIQUI MOLY HUSQVARNA INTACT GP	324	117	13	20	14	10	25	23	14	20	20	7	22	15	22	19	21	9	29	1	22	11	
4	BOE MOTORSPORTS	296	145	28	8	18	20	31	3	11	15	20	13	13	28	20	10	9	24	8	16	19	10	
5	RED BULL GASGAS TECH3	294	147	2	26	30	28	13	24	18	9	7	9	13	18	7	24	13	10	13	23	5	4	
6	LEOPARD RACING	290	151	4	4	6	21	16	16	10	13	17	24	8	23	5	28	28	33	16	22	-	-	
7	RED BULL KTM AJO	160	281	130	-	23	3	-	8	16	1	13	-	7	9	33	-	6	5	11	7	-	18	
8	SIC58 SQUADRA CORSE	144	297	16	1	-	1	3	5	16	9	10	3	-	-	16	13	14	11	3	8	22	9	
9	HONDA TEAM ASIA	129	312	15	16	-	-	-	2	-	13	3	20	-	1	10	13	3	-	7	9	11	21	
10	LEVELUP - MTA	115	326	14	12	10	4	15	-	3	-	7	4	12	-	3	2	2	7	6	13	7	8	
11	KOPRON RIVACOLD SNIPERS TEAM	72	369	43	-	-	6	3	1	-	6	-	1	5	5	6	5	7	4	9	2	-	12	
12	CIP GREEN POWER	35	406	37	13	-	2	-	-	-	3	-	-	2	6	-	-	-	-	2	4	3	-	
13	FLEETSAFE HONDA - MLAV RACING	23	418	12	3	2	-	-	-	-	-	-	6	-	-	-	1	-	3	-	-	8	-	

These data/results cannot be reproduced, stored and/or transmitted in whole or in part by any manner of electronic, mechanical, photocopying, recording, broadcasting or otherwise now known or herein after developed without the previous express consent by the copyright owner, except for reproduction in daily press and regular printed publications on sale to the public within 60 days of the event related to those data/results and always provided that copyright symbol appears together as follows below.
© DORNA, 2024



5543 m.

PETRONAS GRAND PRIX OF MALAYSIA
Race
Lap Chart

31

Pos	1	2	3	4	5	6	7	8	9	10	11	12	13	14	15	16	17	18	19	20	21	22	23	24	25	26
Grid	31	48	80	24	66	58	36	95	22	99	96	6	82	10	64	54	72	19	18	12	78	8	7	5	85	55



1	22	48	80	31	66	96	95	10	58	64	24	72	36	82	6	99	18	19	8	7	12	85	5	55
2	22	48	31	66	64	95	10	72	24	36	6	82	80	99	18	58	19	7	12	8	85	5	55	
3	22	66	48	95	72	10	24	82	80	99	6	18	36	58	19	7	12	8	85	5	55	64		
4	66	22	48	72	95	24	80	6	82	10	18	99	58	19	12	7	8	85	5	55	36	64		
5	66	72	22	80	95	48	24	6	82	18	10	99	58	12	19	7	8	5	85	55	36	64		
6	66	72	80	22	48	24	18	95	82	6	99	10	58	12	7	8	5	85	55	19	64			
7	66	72	80	48	24	22	95	6	99	82	18	10	58	12	7	8	5	85	55	64	19			
8	72	66	80	48	24	95	6	22	99	18	82	10	58	12	7	8	5	85	55	64	19			
9	72	80	48	66	95	99	6	18	82	22	58	10	12	7	8	5	85	55	64					
10	72	80	48	66	95	6	99	82	18	22	58	12	8	7	5	85	55	64	10					
L	11	72	80	48	95	66	6	99	82	18	22	58	12	8	7	85	5	55	64					
a	12	80	72	48	95	66	6	99	82	18	58	22	12	8	7	85	5	55	64					
P	13	80	72	48	95	66	99	6	82	18	58	22	12	7	85	5	8	55	64					
S	14	80	72	48	99	95	66	6	18	82	22	58	12	7	85	5	8	64	55					
	15	80	72	99	48	95	66	6	82	18	58	22	12	7	85	5	8	64	55					

Winner Lapped rider

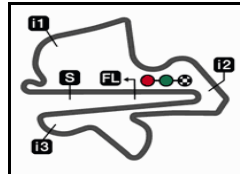
These data/results cannot be reproduced, stored and/or transmitted in whole or in part by any manner of electronic, mechanical, photocopying, recording, broadcasting or otherwise now known or herein after developed without the previous express consent by the copyright owner, except for reproduction in daily press and regular printed publications on sale to the public within 60 days of the event related to those data/results and always provided that copyright symbol appears together as follows below.

© DORNA, 2024

Official MotoGP Timing by TISSOT
 www.motogp.com



Sepang, Sunday, November 03, 2024




5543 m.

PETRONAS GRAND PRIX OF MALAYSIA

Race

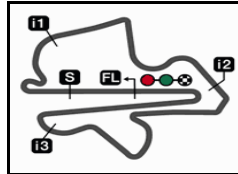
Fastest Lap of Each Rider

32

	Rider	Nation	Team	Motorcycle	Time	Lap	Total	Gap
1	80 David ALONSO	COL	CFMOTO Gaviota Aspar Team	CFMOTO	2'11.047	4	15	
2	64 David MUÑOZ	SPA	BOE Motorsports	KTM	2'11.139	2	15	0.092 0.092
3	72 Taiyo FURUSATO	JPN	Honda Team Asia	HONDA	2'11.245	2	15	0.198 0.106
4	6 Ryusei YAMANAKA	JPN	MT Helmets - MSI	KTM	2'11.313	7	15	0.266 0.068
5	99 Jose Antonio RUEDA	SPA	Red Bull KTM Ajo	KTM	2'11.338	9	15	0.291 0.025
6	18 Matteo BERTELLE	ITA	Kopron Rivacold Snipers Team	HONDA	2'11.369	6	15	0.322 0.031
7	24 Tatsuki SUZUKI	JPN	Liqui Moly Husqvarna Intact GP	HUSQVARNA	2'11.376	4	8	0.329 0.007
8	95 Collin VEIJER	NED	Liqui Moly Husqvarna Intact GP	HUSQVARNA	2'11.398	7	15	0.351 0.022
9	48 Ivan ORTOLA	SPA	MT Helmets - MSI	KTM	2'11.437	7	15	0.390 0.039
10	66 Joel KELSO	AUS	BOE Motorsports	KTM	2'11.454	3	15	0.407 0.017
11	82 Stefano NEPA	ITA	LEVELUP - MTA	KTM	2'11.516	5	15	0.469 0.062
12	36 Angel PIQUERAS	SPA	Leopard Racing	HONDA	2'11.614	2	5	0.567 0.098
13	10 Nicola CARRARO	ITA	LEVELUP - MTA	KTM	2'11.817	6	10	0.770 0.203
14	22 David ALMANSA	SPA	Kopron Rivacold Snipers Team	HONDA	2'11.817	2	15	0.770
15	7 Filippo FARIOLI	ITA	SIC58 Squadra Corse	HONDA	2'11.821	2	15	0.774 0.004
16	12 Jacob ROULSTONE	AUS	Red Bull GASGAS Tech3	GASGAS	2'11.821	3	15	0.774
17	58 Luca LUNETTA	ITA	SIC58 Squadra Corse	HONDA	2'11.844	8	15	0.797 0.023
18	19 Scott OGDEN	GBR	FleetSafe Honda - MLav Racing	HONDA	2'12.015	3	8	0.968 0.171
19	31 Adrian FERNANDEZ	SPA	Leopard Racing	HONDA	2'12.067	2	2	1.020 0.052
20	8 Eddie O'SHEA	GBR	FleetSafe Honda - MLav Racing	HONDA	2'12.197	4	15	1.150 0.130
21	5 Tatchakorn BUASRI	THA	Honda Team Asia	HONDA	2'12.199	3	15	1.152 0.002
22	85 Xabi ZURUTUZA	SPA	Red Bull KTM Ajo	KTM	2'12.245	3	15	1.198 0.046
23	55 Noah DETTWILER	SWI	CIP Green Power	KTM	2'12.369	2	15	1.322 0.124

These data/results cannot be reproduced, stored and/or transmitted in whole or in part by any manner of electronic, mechanical, photocopying, recording, broadcasting or otherwise now known or herein after developed without the previous express consent by the copyright owner, except for reproduction in daily press and regular printed publications on sale to the public within 60 days of the event related to those data/results and always provided that copyright symbol appears together as follows below.

© DORNA, 2024



5543 m.

PETRONAS GRAND PRIX OF MALAYSIA

After the Race

Event Best Maximum Speed

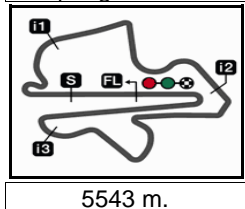
33



Rider	Nation Team	Motorcycle	Km/h	
6 Ryusei YAMANAKA	JPN MT Helmets - MSI	KTM	235.2	Race
80 David ALONSO	COL CFMOTO Gaviota Aspar Team	CFMOTO	235.2	Race
12 Jacob ROULSTONE	AUS Red Bull GASGAS Tech3	GASGAS	234.2	Race
82 Stefano NEPA	ITA LEVELUP - MTA	KTM	234.2	Qualifying Nr. 2
99 Jose Antonio RUEDA	SPA Red Bull KTM Ajo	KTM	234.2	Race
22 David ALMANSA	SPA Kopron Rivacold Snipers Team	HONDA	233.2	Practice Nr. 2
24 Tatsuki SUZUKI	JPN Liqui Moly Husqvarna Intact GP	HUSQVARNA	233.2	Practice Nr. 2
48 Ivan ORTOLA	SPA MT Helmets - MSI	KTM	233.2	Race
58 Luca LUNETTA	ITA SIC58 Squadra Corse	HONDA	233.2	Race
72 Taiyo FURUSATO	JPN Honda Team Asia	HONDA	232.7	Practice Nr. 2
10 Nicola CARRARO	ITA LEVELUP - MTA	KTM	232.7	Race
7 Filippo FARIOLI	ITA SIC58 Squadra Corse	HONDA	232.7	Race
85 Xabi ZURUTUZA	SPA Red Bull KTM Ajo	KTM	232.7	Practice Nr. 2
64 David MUÑOZ	SPA BOE Motorsports	KTM	232.2	Practice Nr. 2
78 Joel ESTEBAN	SPA CFMOTO Gaviota Aspar Team	CFMOTO	232.2	Practice Nr. 2
18 Matteo BERTELLE	ITA Kopron Rivacold Snipers Team	HONDA	232.2	Race
96 Daniel HOLGADO	SPA Red Bull GASGAS Tech3	GASGAS	231.7	Practice Nr. 2
95 Collin VEIJER	NED Liqui Moly Husqvarna Intact GP	HUSQVARNA	231.7	Race
66 Joel KELSO	AUS BOE Motorsports	KTM	231.2	Race
36 Angel PIQUERAS	SPA Leopard Racing	HONDA	230.7	Practice Nr. 2
19 Scott OGDEN	GBR FleetSafe Honda - MLav Racing	HONDA	230.7	Qualifying Nr. 2
31 Adrian FERNANDEZ	SPA Leopard Racing	HONDA	229.7	Practice Nr. 1
8 Eddie O'SHEA	GBR FleetSafe Honda - MLav Racing	HONDA	229.2	Race
54 Riccardo ROSSI	ITA CIP Green Power	KTM	229.2	Practice Nr. 2
5 Tatchakorn BUASRI	THA Honda Team Asia	HONDA	228.8	Race
55 Noah DETTWILER	SWI CIP Green Power	KTM	227.8	Race

These data/results cannot be reproduced, stored and/or transmitted in whole or in part by any manner of electronic, mechanical, photocopying, recording, broadcasting or otherwise now known or herein after developed without the previous express consent by the copyright owner, except for reproduction in daily press and regular printed publications on sale to the public within 60 days of the event related to those data/results and always provided that copyright symbol appears together as follows below.

© DORNA, 2024



PETRONAS GRAND PRIX OF MALAYSIA

Race

Chronological Analysis of Performances

34

* Lap / Sector time cancelled T1 Time from finish line to 1st intermediate T3 Time from 2nd intermed. to 3rd intermed.
P Crossing the finish line in pit lane T2 Time from 1st intermed. to 2nd intermed. T4 Time from 3rd intermediate to finish line

Lap	Lap Time	T1	T2	T3	T4	Speed	Lap	Lap Time	T1	T2	T3	T4	Speed	
1st	80	David ALONSO CFMOTO Gaviota Asp COL						9	2'11.338	27.542	29.515	39.229	35.052	228.8
		Runs=1 Total laps=15 Full laps=14 Valid laps=14						10	2'11.623	27.718	29.488	39.287	35.130	227.8
1	2'17.727	33.658	29.494	39.354	35.221	192.1	11	2'11.910	27.773	29.588	39.299	35.250	230.7	
2	2'13.652	27.970	29.713	39.132	36.837	227.8	12	2'11.677	27.690	29.544	39.268	35.175	227.3	
3	2'12.030	27.697	29.427	39.486	35.420	235.2	13	2'11.759	27.669	29.469	39.530	35.091	228.8	
4	2'11.047	27.431	29.326	39.135	35.155	231.7	14	2'12.053	27.912	29.675	39.299	35.167	234.2	
5	2'11.347	27.573	29.480	39.072	35.222	232.2	15	2'11.450	27.444	29.557	39.211	35.238	229.7	
6	2'11.642	27.728	29.393	39.250	35.271	227.8								
7	2'11.246	27.604	29.279	39.232	35.131	226.8								
8	2'11.979	27.641	29.516	39.609	35.213	229.7								
9	2'11.723	27.828	29.457	39.213	35.225	227.3								
10	2'11.758	27.907	29.382	39.187	35.282	224.5								
11	2'11.611	27.808	29.350	39.163	35.290	226.8								
12	2'11.798	27.851	29.376	39.171	35.400	225.9								
13	2'12.263	27.933	29.508	39.383	35.439	222.6								
14	2'11.974	27.848	29.483	39.389	35.254	224.5								
15	2'11.874	27.757	29.499	39.323	35.295	224.5								
2nd	72	Taiyo FURUSATO Honda Team Asia JPN												
		Runs=1 Total laps=15 Full laps=14 Valid laps=14												
1	2'19.313	34.409	29.965	39.412	35.527	201.8								
2	2'11.245	27.797	29.292	38.925	35.231	228.8								
3	2'11.572	27.687	29.612	39.026	35.247	228.3								
4	2'11.437	27.924	29.341	38.964	35.208	227.8								
5	2'11.415	27.639	29.369	39.047	35.360	227.8								
6	2'11.870	27.809	29.482	39.136	35.443	221.7								
7	2'11.588	27.706	29.389	39.228	35.265	224.0								
8	2'11.888	27.690	29.592	39.205	35.401	224.0								
9	2'11.927	27.980	29.413	39.202	35.332	220.4								
10	2'11.657	27.764	29.364	39.199	35.330	219.5								
11	2'11.669	27.787	29.319	39.196	35.367	219.9								
12	2'12.090	27.754	29.487	39.135	35.714	219.0								
13	2'12.255	27.986	29.431	39.364	35.474	224.0								
14	2'12.011	27.784	29.522	39.418	35.287	226.8								
15	2'11.822	27.692	29.513	39.347	35.270	225.0								
4th	48	Ivan ORTOLA MT Helmets - MSI SPA												
		Runs=1 Total laps=15 Full laps=14 Valid laps=14												
1	2'17.582	33.176	29.667	39.488	35.251	190.1								
2	2'11.952	27.825	29.461	39.324	35.342	227.3								
3	2'12.130	27.676	29.592	39.383	35.479	226.8								
4	2'11.755	27.685	29.488	39.281	35.301	231.2								
5	2'12.724	27.719	30.448	39.364	35.193	230.2								
6	2'11.524	27.780	29.346	39.119	35.279	231.7								
7	2'11.437	27.630	29.312	39.168	35.327	233.2								
8	2'11.976	27.654	29.728	39.280	35.314	227.8								
9	2'11.769	27.689	29.510	39.244	35.326	226.4								
10	2'11.791	27.743	29.438	39.290	35.320	226.4								
11	2'11.608	27.679	29.546	39.115	35.268	225.0								
12	2'11.509	27.627	29.421	39.132	35.329	225.9								
13	2'12.366	27.839	29.722	39.321	35.484	228.3								
14	2'12.433	28.005	29.752	39.368	35.308	230.2								
15	2'12.111	27.742	29.518	39.453	35.398	226.4								
5th	95	Collin VEIJER Liqui Moly Husqvarna NED												
		Runs=1 Total laps=15 Full laps=14 Valid laps=14												
1	2'18.229	34.092	29.706	39.242	35.189	196.0								
2	2'12.115	27.840	29.570	39.263	35.442	229.7								
3	2'11.730	27.786	29.537	39.157	35.250	231.7								
4	2'12.139	28.242	29.390	39.079	35.428	229.7								
5	2'11.884	27.697	29.516	39.402	35.269	227.3								
6	2'12.503	27.731	29.406	39.768	35.598	230.2								
7	2'11.398	27.570	29.268	39.136	35.424	228.3								
8	2'11.416	27.583	29.358	39.319	35.156	231.2								
9	2'11.749	27.638	29.517	39.304	35.290	230.7								
10	2'11.768	27.820	29.365	39.339	35.244	230.7								
11	2'11.598	27.732	29.435	39.239	35.192	231.2								
12	2'11.482	27.578	29.399	39.225	35.280	228.3								
13	2'12.285	27.870	29.623	39.434	35.358	228.3								
14	2'12.462	27.959	29.708	39.423	35.372	230.7								
15	2'12.004	27.844	29.436	39.379	35.345	230.7								
3rd	99	Jose Antonio RUED Red Bull KTM Ajo SPA												
		Runs=1 Total laps=15 Full laps=14 Valid laps=14												
1	2'19.709	34.466	30.315	39.507	35.421	200.0								
2	2'12.128	27.941	29.575	39.362	35.250	233.2								
3	2'11.689	27.510	29.555	39.157	35.467	230.2								
4	2'12.172	27.688	29.501	39.514	35.469	233.2								
5	2'11.739	27.764	29.524	39.227	35.224	232.7								
6	2'11.379	27.561	29.616	39.232	34.970	232.7								
7	2'11.555	27.899	29.487	39.112	35.057	228.8								
8	2'11.901	27.506	29.717	39.568	35.110	231.7								

Fastest Lap: David ALONSO CFMOTO Gaviota Asp COL **2'11.047** 27.431 29.326 39.135 35.155

These data/results cannot be reproduced, stored and/or transmitted in whole or in part by any manner of electronic, mechanical, photocopying, recording, broadcasting or otherwise now known or herein after developed without the previous express consent by the copyright owner, except for reproduction in daily press and regular printed publications on sale to the public within 60 days of the event related to those data/results and always provided that copyright symbol appears together as follows below.
© DORNA, 2024

Race

Moto3

Lap	Lap Time	T1	T2	T3	T4	Speed	Lap	Lap Time	T1	T2	T3	T4	Speed
6th	66	Joel KELSO BOE Motorsports AUS					1	2'20.027	34.874	30.005	39.600	35.548	200.3
		Runs=1	Total laps=15	Full laps=14	Valid laps=14		2	2'11.992	27.709	29.567	39.472	35.244	229.7
1	2'18.062	33.831	29.739	39.114	35.378	194.5	3	2'11.714	27.631	29.489	39.119	35.475	229.2
2	2'12.031	27.811	29.449	39.387	35.384	229.2	4	2'11.879	27.650	29.475	39.496	35.258	232.2
3	2'11.454	27.391	29.386	39.390	35.287	229.2	5	2'11.516	27.627	29.583	39.123	35.183	230.2
4	2'11.661	27.567	29.633	39.097	35.364	227.8	6	2'11.369	27.528	29.326	39.270	35.245	228.3
5	2'11.729	27.534	29.509	39.252	35.434	223.6	7	2'12.133	28.162	29.387	39.170	35.414	224.5
6	2'11.751	27.598	29.478	39.266	35.409	222.6	8	2'12.064	27.704	29.426	39.643	35.291	227.8
7	2'11.632	27.653	29.466	39.256	35.257	222.2	9	2'12.332	27.993	29.533	39.392	35.414	224.0
8	2'12.108	27.674	29.612	39.454	35.368	223.1	10	2'12.271	27.866	29.612	39.458	35.335	221.7
9	2'12.556	27.795	30.152	39.282	35.327	225.4	11	2'12.190	27.713	29.664	39.411	35.402	226.8
10	2'11.808	27.722	29.476	39.267	35.343	229.7	12	2'11.986	27.800	29.605	39.279	35.302	225.0
11	2'11.901	27.694	29.486	39.455	35.266	229.2	13	2'12.676	27.797	29.707	39.692	35.480	226.4
12	2'11.514	27.727	29.421	39.158	35.208	230.2	14	2'13.165	27.865	29.868	39.919	35.513	227.3
13	2'12.246	27.725	29.658	39.447	35.416	228.3	15	2'13.703	28.132	29.864	39.992	35.715	221.7
14	2'12.503	27.969	29.836	39.296	35.402	231.2							
15	2'11.940	27.755	29.549	39.388	35.248	228.8							
7th	6	Ryusei YAMANAKA MT Helmets - MSI JPN					1	2'18.926	33.705	29.987	40.035	35.199	196.7
		Runs=1	Total laps=15	Full laps=14	Valid laps=14		2	2'13.193	28.582	29.623	39.528	35.460	230.7
1	2'19.554	34.394	29.908	39.882	35.370	200.7	3	2'12.089	27.723	29.569	39.299	35.498	233.2
2	2'11.515	27.754	29.380	39.179	35.202	235.2	4	2'11.932	27.737	29.632	39.324	35.239	229.7
3	2'12.558	27.583	29.536	39.635	35.804	230.7	5	2'12.090	27.872	29.649	39.309	35.260	229.7
4	2'11.493	27.511	29.455	39.397	35.130	235.2	6	2'12.087	27.796	29.617	39.380	35.294	228.3
5	2'11.606	27.618	29.514	39.228	35.246	226.4	7	2'11.873	27.655	29.610	39.430	35.178	226.8
6	2'12.065	27.577	29.380	39.380	35.728	228.3	8	2'11.844	27.657	29.542	39.483	35.162	226.8
7	2'11.313	27.668	29.386	39.175	35.084	230.2	9	2'11.966	27.680	29.607	39.582	35.097	228.8
8	2'11.639	27.587	29.653	39.387	35.012	234.2	10	2'12.211	27.755	29.625	39.567	35.264	226.4
9	2'11.953	27.522	29.538	39.655	35.238	228.8	11	2'12.182	27.758	29.710	39.407	35.307	226.8
10	2'11.412	27.531	29.530	39.232	35.119	230.2	12	2'12.494	27.718	29.728	39.509	35.539	226.8
11	2'11.683	27.648	29.494	39.288	35.253	229.7	13	2'13.772	27.983	29.993	40.265	35.531	225.0
12	2'11.728	27.738	29.603	39.274	35.113	232.7	14	2'13.986	27.999	30.093	39.973	35.921	225.4
13	2'12.207	27.724	29.639	39.494	35.350	228.3	15	2'13.832	28.065	30.042	40.120	35.605	226.8
14	2'12.417	27.919	29.762	39.490	35.246	233.7							
15	2'12.024	27.679	29.637	39.446	35.262	231.2							
8th	82	Stefano NEPA LEVELUP - MTA ITA					1	2'17.418	33.282	29.625	39.247	35.264	199.2
		Runs=1	Total laps=15	Full laps=14	Valid laps=14		2	2'11.817	27.735	29.654	39.258	35.170	223.6
1	2'19.504	34.982	29.794	39.444	35.284	197.8	3	2'12.082	27.747	29.763	39.318	35.254	223.6
2	2'11.757	28.081	29.335	39.149	35.192	232.2	4	2'11.993	27.705	29.739	39.283	35.266	223.6
3	2'12.084	27.753	29.371	39.497	35.463	233.2	5	2'12.227	27.686	29.803	39.402	35.336	225.0
4	2'11.990	27.728	29.541	39.462	35.259	229.2	6	2'12.016	27.709	29.592	39.454	35.261	224.0
5	2'11.516	27.604	29.374	39.305	35.233	231.2	7	2'12.245	27.968	29.452	39.487	35.338	229.2
6	2'11.831	27.680	29.365	39.613	35.173	232.2	8	2'12.410	27.644	29.842	39.598	35.326	226.8
7	2'11.779	27.695	29.284	39.450	35.350	228.8	9	2'13.069	27.961	29.781	39.812	35.515	225.0
8	2'12.269	27.670	29.493	39.681	35.425	233.2	10	2'12.345	27.737	29.641	39.499	35.468	227.8
9	2'12.387	27.878	29.694	39.491	35.324	229.2	11	2'12.668	27.908	29.750	39.598	35.412	224.0
10	2'11.955	27.652	29.512	39.475	35.316	228.3	12	2'13.356	28.036	29.944	39.783	35.593	222.2
11	2'12.243	27.862	29.556	39.448	35.377	224.5	13	2'13.672	28.000	30.148	39.821	35.703	222.2
12	2'11.961	27.805	29.585	39.325	35.246	223.1	14	2'13.257	27.949	29.918	39.755	35.635	224.0
13	2'12.676	27.874	29.703	39.630	35.469	223.6	15	2'14.000	28.219	30.053	40.226	35.502	222.2
14	2'13.411	28.001	29.855	39.826	35.729	225.9							
15	2'13.552	27.994	30.032	39.969	35.557	225.0							
9th	18	Matteo BERTELLE Kopron Rivacold Snip ITA					1	2'20.946	35.837	29.844	39.709	35.556	203.7
		Runs=1	Total laps=15	Full laps=14	Valid laps=14		2	2'12.044	27.810	29.521	39.296	35.417	234.2

Fastest Lap: David ALONSO CFMOTO Gaviota Asp COL 2'11.047 27.431 29.326 39.135 35.155

These data/results cannot be reproduced, stored and/or transmitted in whole or in part by any manner of electronic, mechanical, photocopying, recording, broadcasting or otherwise now known or herein after developed without the previous express consent by the copyright owner, except for reproduction in daily press and regular printed publications on sale to the public within 60 days of the event related to those data/results and always provided that copyright symbol appears together as follows below.
© DORNA, 2024

Race

Moto3

Lap	Lap Time	T1	T2	T3	T4	Speed	Lap	Lap Time	T1	T2	T3	T4	Speed
3	2'11.821	27.736	29.552	39.286	35.247	229.2	5	2'12.944	27.898	30.050	39.666	35.330	225.0
4	2'12.153	27.908	29.492	39.320	35.433	232.7	6	2'13.053	27.995	29.951	39.609	35.498	224.5
5	2'12.078	27.746	29.581	39.457	35.294	225.4	7	2'12.863	27.895	29.900	39.653	35.415	223.6
6	2'12.248	27.811	29.515	39.562	35.360	225.0	8	2'12.992	27.971	29.979	39.563	35.479	223.6
7	2'12.125	27.831	29.538	39.483	35.273	223.1	9	2'13.083	27.901	29.998	39.650	35.534	223.6
8	2'12.458	27.807	29.624	39.564	35.463	223.6	10	2'13.564	28.034	30.038	39.891	35.601	222.2
9	2'12.755	27.984	29.791	39.546	35.434	222.6	11	2'13.731	28.265	30.161	39.760	35.545	224.5
10	2'13.556	28.278	29.925	39.806	35.547	221.3	12	2'13.673	28.092	30.166	39.772	35.643	224.5
11	2'13.010	28.014	29.779	39.716	35.501	220.4	13	2'13.631	28.254	29.992	39.860	35.525	220.8
12	2'13.164	28.047	29.848	39.671	35.598	219.5	14	2'13.229	27.984	29.907	39.681	35.657	223.6
13	2'13.641	28.096	29.902	39.925	35.718	219.9	15	2'13.159	27.988	29.929	39.747	35.495	222.2
14	2'13.376	28.028	29.883	39.779	35.686	221.7							
15	2'14.315	28.088	30.045	40.147	36.035	221.3							

13th 7 **Filippo FARIOLI** SIC58 Squadra Corse ITA
Runs=1 Total laps=15 Full laps=14 Valid laps=14

1	2'20.848	35.004	29.989	39.385	36.470	208.0
2	2'11.821	27.481	29.652	39.191	35.497	232.7
3	2'12.036	27.779	29.602	39.346	35.309	228.3
4	2'12.505	28.084	29.607	39.433	35.381	228.3
5	2'12.649	27.827	29.765	39.465	35.592	228.3
6	2'12.691	27.880	29.826	39.461	35.524	225.4
7	2'12.671	27.719	29.869	39.670	35.413	224.5
8	2'12.998	28.008	29.922	39.585	35.483	222.6
9	2'14.164	28.182	30.243	40.015	35.724	222.6
10	2'14.742	28.555	30.112	40.319	35.756	221.3
11	2'13.444	28.149	30.021	39.770	35.504	224.5
12	2'13.773	27.960	30.096	40.030	35.687	224.5
13	2'13.400	27.930	30.031	39.784	35.655	225.0
14	2'13.228	28.052	30.026	39.642	35.508	222.6
15	2'13.246	27.895	29.971	39.796	35.584	221.3

14th 85 **Xabi ZURUTUZA** Red Bull KTM Ajo SPA
Runs=1 Total laps=15 Full laps=14 Valid laps=14

1	2'21.242	36.809	29.767	39.473	35.193	206.5
2	2'12.254	27.760	29.603	39.485	35.406	231.2
3	2'12.245	27.670	29.750	39.505	35.320	231.7
4	2'12.864	27.824	29.746	39.651	35.643	231.2
5	2'13.620	27.944	30.309	39.814	35.553	225.9
6	2'12.748	27.874	29.813	39.605	35.456	226.4
7	2'12.918	27.921	29.846	39.591	35.560	228.8
8	2'12.914	27.994	29.813	39.565	35.542	227.3
9	2'13.094	27.900	29.945	39.786	35.463	229.2
10	2'13.558	27.934	30.038	39.948	35.638	227.3
11	2'13.350	28.152	29.867	39.793	35.538	226.8
12	2'13.680	28.071	30.049	39.902	35.658	225.4
13	2'13.556	28.178	30.038	39.906	35.434	221.7
14	2'13.276	27.949	29.909	39.782	35.636	225.4
15	2'13.145	27.849	29.823	39.957	35.516	227.3

15th 5 **Tatchakorn BUASRI** Honda Team Asia THA
Runs=1 Total laps=15 Full laps=14 Valid laps=14

1	2'21.827	36.989	29.936	39.636	35.266	203.3
2	2'12.321	27.844	29.679	39.544	35.254	227.3
3	2'12.199	27.785	29.742	39.453	35.219	228.8
4	2'12.403	27.819	29.861	39.424	35.299	227.8

16th 8 **Eddie O'SHEA** FleetSafe Honda - ML GBR
Runs=1 Total laps=15 Full laps=14 Valid laps=14

1	2'20.732	35.900	29.892	39.462	35.478	205.7
2	2'12.447	27.818	29.687	39.465	35.477	227.8
3	2'12.259	27.749	29.616	39.547	35.347	229.2
4	2'12.197	27.846	29.590	39.347	35.414	228.8
5	2'12.394	27.792	29.718	39.434	35.450	225.9
6	2'12.572	27.827	29.782	39.615	35.348	226.4
7	2'12.952	27.859	29.774	39.779	35.540	224.5
8	2'12.840	27.824	29.888	39.585	35.543	225.9
9	2'14.652	28.294	29.958	40.095	36.305	227.3
10	2'13.994	28.199	29.877	40.177	35.741	218.6
11	2'13.393	28.141	29.896	39.758	35.598	222.2
12	2'13.725	28.290	29.895	39.896	35.644	219.0
13	2'14.400	28.340	30.004	40.348	35.708	219.0
14	2'13.220	28.361	29.738	39.534	35.587	226.4
15	2'13.125	28.059	29.702	39.785	35.579	225.0

17th 64 **David MUÑOZ** BOE Motorsports SPA
Runs=2 Total laps=15 Full laps=12 Valid laps=12

1	2'19.046	34.533	30.153	39.242	35.118	199.6
2	2'11.139	27.553	29.214	39.189	35.183	227.3
3	2'22.150	P 27.876	29.946	39.595	44.733	227.8
4	2'30.022	23.870	29.787	39.406	35.330	
5	2'12.812	28.342	29.817	39.344	35.309	221.7
6	2'12.693	27.920	29.793	39.516	35.464	221.7
7	2'12.373	27.906	29.616	39.462	35.389	221.7
8	2'12.812	27.814	29.791	39.708	35.499	221.7
9	2'12.897	27.912	29.783	39.707	35.495	221.3
10	2'13.284	28.029	29.900	39.882	35.473	220.8
11	2'13.159	27.944	30.081	39.750	35.384	220.4
12	2'12.996	28.049	29.795	39.646	35.506	219.5
13	2'14.757	28.875	29.953	40.142	35.787	224.0
14	2'13.327	27.927	29.983	39.814	35.603	224.5
15	2'13.909	28.118	30.072	39.923	35.796	220.8

18th 55 **Noah DETTWILER** CIP Green Power SWI
Runs=1 Total laps=15 Full laps=14 Valid laps=14

1	2'22.253	37.583	29.905	39.557	35.208	204.1
2	2'12.369	27.846	29.662	39.480	35.381	225.9
3	2'12.512	27.803	29.735	39.570	35.404	227.8
4	2'12.776	27.847	29.870	39.470	35.589	227.3
5	2'14.205	28.415	29.972	40.167	35.651	225.0
6	2'13.225	28.077	29.957	39.740	35.451	224.0

Fastest Lap: David ALONSO CFMOTO Gaviota Asp COL 2'11.047 27.431 29.326 39.135 35.155

These data/results cannot be reproduced, stored and/or transmitted in whole or in part by any manner of electronic, mechanical, photocopying, recording, broadcasting or otherwise now known or herein after developed without the previous express consent by the copyright owner, except for reproduction in daily press and regular printed publications on sale to the public within 60 days of the event related to those data/results and always provided that copyright symbol appears together as follows below.
© DORNA, 2024

Race

Moto3

Lap	Lap Time	T1	T2	T3	T4	Speed	Lap	Lap Time	T1	T2	T3	T4	Speed
7	2'13.375	27.999	29.846	39.853	35.677	223.6	2	2'12.067	27.720	29.846	39.177	35.324	228.3
8	2'13.747	27.999	30.061	40.088	35.599	223.1		unfinished	28.002				219.9
9	2'13.997	28.296	29.997	40.062	35.642	222.2							
10	2'26.474	28.103	30.154	52.010	36.207	222.6	24th	96	Daniel HOLGADO	Red Bull GASGAS Te	SPA		
11	2'15.054	28.420	30.284	40.331	36.019	219.0			Runs=1	Total laps=1	Full laps=0	Valid laps=0	
12	2'15.042	28.319	30.172	40.458	36.093	219.0	1	2'18.151	33.752	29.758	39.127	35.514	199.6
13	2'15.049	28.426	30.364	40.319	35.940	219.9		unfinished	27.618	29.477	39.048		229.7
14	2'14.560	28.296	30.017	40.468	35.779	221.3							
15	2'14.192	28.202	30.231	40.134	35.625	223.6							

19th **10** **Nicola CARRARO** LEVELUP - MTA ITA
Runs=1 Total laps=10 Full laps=8 Valid laps=8

1	2'18.344	34.189	29.702	39.286	35.167	199.2
2	2'12.078	27.897	29.495	39.399	35.287	227.3
3	2'12.006	27.773	29.686	39.422	35.125	232.7
4	2'13.007	28.000	29.494	39.876	35.637	228.8
5	2'11.905	27.750	29.560	39.367	35.228	232.2
6	2'11.817	27.607	29.497	39.529	35.184	231.2
7	2'12.032	27.751	29.622	39.519	35.140	227.8
8	2'12.406	27.712	29.640	39.818	35.236	227.3
9	2'12.581	27.874	29.769	39.566	35.372	226.8
10	3'01.174 P	27.849	48.539	51.716	53.070	229.2

20th **24** **Tatsuki SUZUKI** Liqui Moly Husqvarna JPN
Runs=1 Total laps=8 Full laps=7 Valid laps=7

1	2'19.144	34.026	29.994	39.611	35.513	192.8
2	2'11.669	27.806	29.468	39.150	35.245	229.7
3	2'12.166	27.720	29.638	39.524	35.284	231.2
4	2'11.376	27.545	29.421	39.131	35.279	229.2
5	2'11.968	27.837	29.532	39.377	35.222	228.8
6	2'11.768	27.670	29.415	39.439	35.244	231.7
7	2'11.506	27.633	29.333	39.256	35.284	228.3
8	2'11.665	27.627	29.522	39.284	35.232	230.2
	unfinished	27.629	29.547			228.3

21st **19** **Scott OGDEN** FleetSafe Honda - ML GBR
Runs=2 Total laps=8 Full laps=4 Valid laps=4

1	2'20.318	35.082	29.976	39.573	35.687	201.8
2	2'12.055	27.752	29.495	39.374	35.434	223.6
3	2'12.015	27.756	29.448	39.255	35.556	221.3
4	2'12.082	27.810	29.558	39.259	35.455	222.2
5	2'12.671	27.945	29.717	39.252	35.757	219.9
6	2'29.070 P	27.883	31.377	40.060	49.750	223.1
7	3'34.282	28.679	30.084	39.646	36.267	
8	2'32.931 P	28.805	31.568	42.720	49.838	212.5

22nd **36** **Angel PIQUERAS** Leopard Racing SPA
Runs=1 Total laps=5 Full laps=3 Valid laps=3

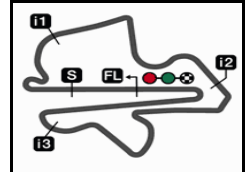
1	2'19.407	34.337	29.787	39.981	35.302	191.8
2	2'11.614	27.651	29.480	39.148	35.335	229.2
3	2'12.952	27.978	30.033	39.328	35.613	224.5
4	2'17.589	28.727	32.584	40.417	35.861	217.3
5	2'29.694 P	28.453	30.806	41.127	49.308	218.6

23rd **31** **Adrian FERNANDEZ** Leopard Racing SPA
Runs=1 Total laps=2 Full laps=1 Valid laps=1

1	2'17.924	33.557	29.448	39.416	35.503	193.5
---	----------	--------	--------	--------	--------	-------

Fastest Lap: David ALONSO CFMOTO Gaviota Asp COL **2'11.047** 27.431 29.326 39.135 35.155

These data/results cannot be reproduced, stored and/or transmitted in whole or in part by any manner of electronic, mechanical, photocopying, recording, broadcasting or otherwise now known or herein after developed without the previous express consent by the copyright owner, except for reproduction in daily press and regular printed publications on sale to the public within 60 days of the event related to those data/results and always provided that copyright symbol appears together as follows below.
© DORNA, 2024



5543 m.

PETRONAS GRAND PRIX OF MALAYSIA

Race

Analysis by Lap

35

Num Lap Time Gap

Num	Lap	Time	Gap	Num	Lap	Time	Gap	Num	Lap	Time	Gap	Num	Lap	Time	Gap
Lap 1				Lap 6				Lap 9				Lap 12			
22	2'	17.418		66	2'	11.751		72	2'	11.927		80	2'	11.798	
48	2'	17.582	0.164	72	2'	11.870	0.164	80	2'	11.723	0.138	72	2'	12.090	0.111
80	2'	17.727	0.309	80	2'	11.642	0.757	80	2'	11.769	0.594	48	2'	11.509	0.197
31	2'	17.924	0.506	22	2'	12.016	0.865	66	2'	12.556	0.729	48	2'	11.482	0.451
66	2'	18.062	0.644	48	2'	11.524	0.979	99	2'	11.338	1.355	66	2'	11.514	0.647
96	2'	18.151	0.733	24	2'	11.768	1.403	6	2'	11.953	1.441	6	2'	11.728	0.959
95	2'	18.229	0.811	18	2'	11.369	1.809	18	2'	12.332	2.771	99	2'	11.677	1.260
10	2'	18.344	0.926	95	2'	12.503	1.912	82	2'	12.387	2.862	82	2'	11.961	3.716
58	2'	18.926	1.508	82	2'	11.831	1.994	22	2'	13.069	3.022	18	2'	11.986	3.913
64	2'	19.046	1.628	6	2'	12.065	2.103	10	2'	11.966	3.745	58	2'	12.494	5.327
24	2'	19.144	1.726	99	2'	11.379	2.128	12	2'	12.755	6.373	22	2'	13.356	6.086
72	2'	19.313	1.895	10	2'	11.817	2.469	7	2'	14.164	10.128	12	2'	13.164	10.798
36	2'	19.407	1.989	58	2'	12.087	3.629	8	2'	14.652	10.790	8	2'	13.725	16.597
82	2'	19.504	2.086	12	2'	12.248	4.602	5	2'	13.083	11.430	7	2'	13.773	16.782
6	2'	19.554	2.136	7	2'	12.691	5.862	85	2'	13.094	11.644	85	2'	13.680	16.927
99	2'	19.709	2.291	8	2'	12.572	5.913	55	2'	13.997	16.204	5	2'	13.673	17.093
18	2'	20.027	2.609	5	2'	13.053	8.059	64	2'	12.897	33.689	55	2'	15.042	37.469
19	2'	20.318	2.900	85	2'	12.748	8.285					64	2'	12.996	37.823
8	2'	20.732	3.314	55	2'	13.225	10.652	Lap 10				Lap 13			
7	2'	20.848	3.430	19	2'	29.070	21.523	72	2'	11.657		80	2'	12.263	
12	2'	20.946	3.528	64	2'	12.693	31.174	80	2'	11.758	0.239	72	2'	12.255	0.103
85	2'	21.242	3.824					48	2'	11.791	0.728	48	2'	12.366	0.300
5	2'	21.827	4.409	Lap 7				66	2'	11.808	0.880	95	2'	12.285	0.473
55	2'	22.253	4.835	66	2'	11.632		95	2'	11.768	1.019	66	2'	12.246	0.630
Lap 2				72	2'	11.588	0.120	6	2'	11.412	1.196	99	2'	11.759	0.756
22	2'	11.817		48	2'	11.437	0.784	99	2'	11.623	1.321	6	2'	12.207	0.903
48	2'	11.952	0.299	24	2'	11.506	1.277	82	2'	11.955	3.160	82	2'	12.676	4.129
31	2'	12.067	0.756	22	2'	12.245	1.478	18	2'	12.271	3.385	18	2'	12.676	4.326
66	2'	12.031	0.858	95	2'	11.398	1.678	22	2'	12.345	3.710	58	2'	13.772	6.836
64	2'	11.139	0.950	6	2'	11.313	1.784	58	2'	12.211	4.299	22	2'	13.672	7.495
95	2'	12.115	1.109	99	2'	11.555	2.051	12	2'	13.556	8.272	12	2'	13.641	12.176
10	2'	12.078	1.187	82	2'	11.779	2.141	8	2'	13.994	13.127	7	2'	13.400	17.919
72	2'	11.245	1.323	18	2'	12.133	2.310	7	2'	14.742	13.213	85	2'	13.556	18.220
24	2'	11.669	1.578	10	2'	12.032	2.869	5	2'	13.564	13.337	5	2'	13.631	18.461
36	2'	11.614	1.786	58	2'	11.873	3.870	85	2'	13.558	13.545	8	2'	14.400	18.734
6	2'	11.515	1.834	12	2'	12.125	5.095	55	2'	26.474	31.021	55	2'	15.049	40.255
82	2'	11.757	2.026	7	2'	12.671	6.901	64	2'	13.284	35.316	64	2'	14.757	40.317
80	2'	13.652	2.144	8	2'	12.952	7.233	10	3'	01.174	53.438				
99	2'	12.128	2.602	5	2'	12.863	9.290	Lap 11				Lap 14			
18	2'	11.992	2.784	85	2'	12.918	9.571	72	2'	11.669		80	2'	11.974	
58	2'	13.193	2.884	64	2'	12.373	13.915	80	2'	11.611	0.181	72	2'	12.011	0.140
19	2'	12.055	3.138	19	3'	34.282	1'44.173	48	2'	11.608	0.667	48	2'	12.433	0.759
7	2'	11.821	3.434	Lap 8				95	2'	11.598	0.948	99	2'	12.053	0.835
12	2'	12.044	3.755	72	2'	11.888									
8	2'	12.447	3.944	66	2'	12.108	0.100								
85	2'	12.254	4.261	80	2'	11.979	0.342								
5	2'	12.321	4.913	48	2'	11.976	0.752								
55	2'	12.369	5.387	24	2'	11.665	0.934								
Lap 3				95	2'	11.416	1.086								
22	2'	12.082		6	2'	11.639	1.415								
66	2'	11.454	0.230	22	2'	12.410	1.880								
48	2'	12.130	0.347	99	2'	11.901	1.944								
95	2'	11.730	0.757												
72	2'	11.572	0.813												
10	2'	12.006	1.111												
24	2'	12.166	1.662												

□ Lapped rider

These data/results cannot be reproduced, stored and/or transmitted in whole or in part by any manner of electronic, mechanical, photocopying, recording, broadcasting or otherwise now known or herein after developed without the previous express consent by the copyright owner, except for reproduction in daily press and regular printed publications on sale to the public within 60 days of the event related to those data/results and always provided that copyright symbol appears together as follows below.
© DORNA, 2024



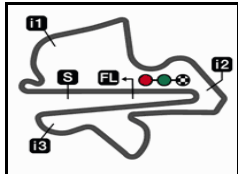
<i>Num</i>	<i>Lap Time</i>	<i>Gap</i>
95	2'12.462	0.961
66	2'12.503	1.159
6	2'12.417	1.346
18	2'13.165	5.517
82	2'13.411	5.566
22	2'13.257	8.778
58	2'13.986	8.848
12	2'13.376	13.578
7	2'13.228	19.173
85	2'13.276	19.522
5	2'13.229	19.716
8	2'13.220	19.980
64	2'13.327	41.670
55	2'14.560	42.841

Lap 15

80	2'11.874	
72	2'11.822	0.088
99	2'11.450	0.411
48	2'12.111	0.996
95	2'12.004	1.091
66	2'11.940	1.225
6	2'12.024	1.496
82	2'13.552	7.244
18	2'13.703	7.346
58	2'13.832	10.806
22	2'14.000	10.904
12	2'14.315	16.019
7	2'13.246	20.545
85	2'13.145	20.793
5	2'13.159	21.001
8	2'13.125	21.231
64	2'13.909	43.705
55	2'14.192	45.159

Lapped rider

These data/results cannot be reproduced, stored and/or transmitted in whole or in part by any manner of electronic, mechanical, photocopying, recording, broadcasting or otherwise now known or herein after developed without the previous express consent by the copyright owner, except for reproduction in daily press and regular printed publications on sale to the public within 60 days of the event related to those data/results and always provided that copyright symbol appears together as follows below.
© DORNA, 2024



5543 m.

PETRONAS GRAND PRIX OF MALAYSIA

Moto3™

2024 Rookie of the Year Classification

36

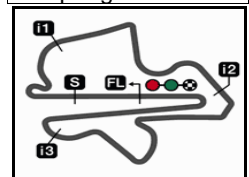
Rider	Nation	Points	Leader	Previous	QAT	POR	AME	SPA	FRA	CAT	ITA	NED	GER	GBR	AUT	ARA	RSM	EMI	INA	JPN	AUS	THA	MAL	VAL
1 PIQUERAS Angel	SPA	137			4	-	16	6	6	4	5	8	11	-	13	-	25	20	13	-	6	-	-	
2 LUNETTA Luca	ITA	112	25	25	1	-	-	-	5	9	9	10	-	-	-	16	7	10	11	-	8	20	6	
3 ROULSTONE Jacob	AUS	58	79	54	6	5	8	4	4	8	7	2	-	-	2	-	4	-	-	-	3	1	4	
4 ESTEBAN Joel	SPA	45	92	13	5	8	7	-	13	2	-	1	2	3	-	1	-	-	2	1	-	-	-	
5 ZURUTUZA Xabi	SPA	13	124	32	-	-	3	-	-	-	-	-	-	-	-	8	-	-	-	-	-	-	-	2
6 DETTWILER Noah	SWI	2	135	11	-	-	2	-	-	-	-	-	-	-	-	-	-	-	-	-	-	-	-	
7 BUASRI Tatchakorn	THA	1	136	1	-	-	-	-	-	-	-	-	-	-	-	-	-	-	-	-	-	-	-	1

These data/results cannot be reproduced, stored and/or transmitted in whole or in part by any manner of electronic, mechanical, photocopying, recording, broadcasting or otherwise now known or herein after developed without the previous express consent by the copyright owner, except for reproduction in daily press and regular printed publications on sale to the public within 60 days of the event related to those data/results and always provided that copyright symbol appears together as follows below.
© DORNA, 2024

Official MotoGP Timing by 
www.motogp.com

Sepang, Sunday, November 03, 2024





5543 m.

2024 Riders Performance

(Qualifying Position - Starting Position - Race Position)

37

Rider	Points	QAT	POR	AME	SPA	FRA	CAT	ITA	NED	GER	GBR	AUT	ARA	RSM	EMI	INA	JPN	AUS	THA	MAL	VAL
1 ALONSO David	396	8	3	1	1	1	6	1	13	2	4	6	1	1	2	5	3	10	5	3	
		8-1	3-4	1-1	1-11	1-1	6-1	1-1	13-5	2-1	4-2	6-1	1-4	1-7	2-1	5-1	3-1	10-1	5-1	3-1	-
2 HOLGADO Daniel	236	1	4	3	18	2	9	5	15	13	8	4	7	7	11	14	9	14	7	11	
		1-2	4-1	2-2	18-7	2-2	9-6	5-14	15-11	13-7	8-4	4-3	7-9	7-2	11-4	14-6	9-4	14-2	7-12	11-NC	-
3 VEIJER Collin	236	10	6	4	3	5	2	4	3	1	2	3	9	5	6	2	2	2	2	8	
		10-5	6-6	3-NC	3-1	5-3	2-4	4-2	3-2	1-18	2-3	3-5	9-2	5-5	6-3	2-NC	2-2	2-18	2-3	8-5	-
4 ORTOLA Ivan	217	2	7	14	7	6	1	2	4	12	1	1	10	3	4	1	1	1	9	2	
		2-9	7-3	13-NC	7-3	6-5	1-2	2-6	4-1	12-3	1-1	28-9	10-12	3-3	4-5	1-9	1-16	1-NC	9-4	2-4	-
5 MUÑOZ David	162	13	13	8	2	8	7	14	11	6	21	9	3	14	8	13	8	4	17	15	
		26-16	13-9	7-5	2-2	8-NC	7-5	14-5	11-3	6-8	21-12	9-2	3-7	14-NL	8-NC	13-3	8-8	4-5	17-6	15-17	-
6 FERNANDEZ Adrian	153	4	15	12	12	4	8	17	8	4	12	12	17	8	7	4	7	3	11	1	
		4-NC	15-10	11-11	12-6	4-6	8-10	17-8	8-7	4-4	12-8	12-6	17-11	8-13	7-8	4-2	7-3	3-3	11-22	1-NC	-
7 RUEDA Jose Antonio	144	3	1	2		3	3	3	7	5	10	5	2	12	9	10	14	15	16	10	
		3-NC	1-2	-NS	-	3-8	3-3	3-15	7-4	5-NC	10-9	5-7	2-1	12-NL	9-10	10-11	14-5	15-9	16-16	10-3	-
8 PIQUERAS Angel	137	12	19	18	6	9	13	20	1	14	11	8	4	4	3	9	4	8	3	7	
		12-12	19-NC	17-3	6-10	9-10	13-12	20-11	1-8	14-5	11-NC	8-4	4-NC	4-1	3-2	9-4	4-NC	8-10	3-NC	7-NC	-
9 KELSO Joel	134	6	2	5	4	7	14	9	14	15	3	2	5	6	10	8	6	7	1	5	
		6-8	2-5	4-7	4-5	7-13	14-NC	9-12	14-12	15-11	3-7	2-8	5-5	6-6	10-7	8-8	6-21	7-11	1-7	5-6	-
10 FURUSATO Taiyo	128	18	21	10	21	17	4	8	2	8		17	15	9	1	3	13	9	4	17	
		18-3	21-17	9-NC	21-17	17-14	4-NC	8-4	2-13	8-2	-	17-15	15-6	9-4	1-13	3-NC	13-9	9-7	4-5	17-2	-
11 YAMANAKA Ryusei	120	15	17	24	5	10	5	13	5	11	5	10	25	13	15	17	5	11	12	12	
		15-NC	17-NC	23-4	5-4	10-7	5-11	13-3	5-10	11-6	5-6	10-13	24-19	13-17	15-15	17-17	5-6	11-6	12-11	12-7	-
12 LUNETTA Luca	112	14	25	11	20	15	10	6	10	3		16	6	2	12	6	12	12	10	6	
		14-15	25-22	10-19	20-20	15-11	10-7	6-7	10-6	3-NC	-	16-17	6-3	2-9	12-6	6-5	12-NC	12-8	10-2	6-10	-
13 NEPA Stefano	93	16	10	9	11	23	11	12	6	10	7	14	11	10	5	11	11	6	14	13	
		16-6	10-7	8-18	11-9	23-17	11-13	12-NC	6-9	10-12	7-5	14-NC	11-13	10-14	5-14	11-15	11-10	6-4	14-9	13-8	-

NC=Not classified NL=Not finished first lap NP=Not started race re-start N2=Not finished first lap race re-start EX=Excluded NS=Not Started DS=Disqualified

These data/results cannot be reproduced, stored and/or transmitted in whole or in part by any manner of electronic, mechanical, photocopying, recording, broadcasting or otherwise now known or herein after developed without the previous express consent by the copyright owner, except for reproduction in daily press and regular printed publications on sale to the public within 60 days of the event related to those data/results and always provided that copyright symbol appears together as follows below.
© DORNA, 2024

Rider	Points	QAT	POR	AME	SPA	FRA	CAT	ITA	NED	GER	GBR	AUT	ARA	RSM	EMI	INA	JPN	AUS	THA	MAL	VAL
14 SUZUKI Tatsuki	88	19	20	16	9	14	21	15	12	9	9	13	19	23	17	7	17	17	20	4	-
		19-7	20-12	15-6	9-25	14-9	21-15	15-NC	12-NC	9-9	9-10	13-12	19-14	23-8	17-11	7-7	17-7	17-15	20-10	4-NC	-
15 ROULSTONE Jacob	58	17	14	6	17	11	16	7	20	17	6	15	18	17	19	19	21	13	19	20	-
		17-10	14-11	5-8	17-12	11-12	16-8	7-9	20-14	16-NC	6-17	15-14	18-21	17-12	19-21	19-16	21-17	13-13	19-15	20-12	-
16 BERTELLE Matteo	56	5	12	7	19	19	12	22	16	18	13	7	8	16	14	24	15	18	13	19	-
		5-NC	12-DS	6-10	19-14	19-NC	12-17	22-10	16-21	24-15	13-11	7-11	8-10	16-NC	14-9	23-12	15-11	18-14	13-21	19-9	-
17 ESTEBAN Joel	45	23	11	17	8	16	15	19	9	16	22	18	13	24	22	23	19	21	18	21	-
		23-11	11-8	16-9	8-NC	16-4	15-14	19-18	9-15	23-14	22-13	18-25	13-15	24-22	22-20	22-14	19-15	21-16	18-NC	21-NL	-
18 ROSSI Riccardo	33	7	5	21	14	13	18	10	19	22	18	23	23	15	20	18	16	23	24	16	-
		7-4	5-NC	20-16	14-18	13-NC	18-NC	10-13	19-18	18-19	18-14	23-10	23-20	15-NL	20-23	18-NC	16-14	23-12	24-13	16-NL	-
19 FARIOLI Filippo	32	11	8	13	15	21	20	16	23	21	16	21	16	11	13	16	18	16	15	23	-
		11-NC	8-16	12-15	15-13	21-NC	20-9	16-19	23-22	26-13	16-16	21-26	16-NC	11-10	13-12	16-NC	18-13	16-NC	15-14	23-13	-
20 OGDEN Scott	23	20	9	15	13	12	19	18	17	7	17	27	12	20	16	12	20	5	6	18	-
		20-13	9-14	14-DS	13-19	12-NC	19-16	18-17	17-17	7-10	17-NC	27-19	12-16	20-15	16-18	12-13	20-19	5-22	6-8	18-NC	-
21 CARRARO Nicola	22	22	16	20	10	20	25	21	22	23	15	19	24	21	21	21	23	19	23	14	-
		22-14	16-15	19-12	10-8	20-19	25-18	21-16	22-16	19-17	15-15	19-16	-NS	21-16	21-16	20-10	23-NC	19-NC	23-19	14-NC	-
22 ALMANSA David	16	-	-	25	16	22	17	24	18	25	23	24	14	19	18	15	10	20	8	9	-
		-	-	-NS	16-15	22-15	17-NC	24-21	18-NC	21-20	23-18	24-20	14-18	19-11	18-17	15-NC	10-12	20-NC	8-20	9-11	-
23 ZURUTUZA Xabi	13	-	-	23	26	18	23	11	21	19	14	11	21	22	23	27	22	22	21	25	-
		-	-	22-13	26-22	18-16	23-19	11-NP	21-19	17-16	14-NC	11-18	21-8	22-18	23-19	26-NC	22-18	22-17	21-18	25-14	-
24 PEREZ Vicente	3	9	18	-	24	-	-	-	-	-	20	22	26	18	24	-	-	-	-	-	-
		9-NC	18-13	-	24-16	-	-	-	-	-	-	20-NC	22-23	-NS	18-NC	-NS	-	-	-	-	-
25 DETTWILER Noah	2	25	26	22	23	24	24	26	25	26	24	26	20	25	25	26	24	24	26	26	-
		25-17	26-19	21-14	23-21	24-18	24-21	26-20	25-23	22-23	24-20	26-24	20-17	25-20	25-22	25-18	24-NL	24-21	26-23	26-18	-
26 BUASRI Tatchakorn	1	24	23	26	25	26	22	25	26	24	19	20	27	26	26	25	25	26	25	24	-
		24-19	23-20	-NS	25-24	26-20	22-22	25-22	26-20	20-22	19-19	20-21	25-NC	26-21	26-NC	24-NC	25-NC	26-20	25-17	24-15	-
27 O'SHEA Eddie	0	-	-	-	-	-	-	-	-	-	-	-	-	-	-	20	-	25	22	22	-
		-	-	-	-	-	-	-	-	-	-	-	-	-	-	-NS	-	25-19	22-NC	22-16	-
28 WHATLEY Joshua	0	21	22	19	22	25	26	23	24	20	-	-	-	-	-	-	-	-	-	-	-
		21-18	22-18	18-17	22-23	25-21	26-20	23-23	24-24	25-21	-	-	-	-	-	-	-	-	-	-	-
29 ROSENTHALER Jakob	0	-	-	-	-	-	-	-	-	-	-	25	-	27	-	-	-	-	-	-	-
		-	-	-	-	-	-	-	-	-	-	-	25-22	-	27-19	-	-	-	-	-	-

NC=Not classified NL=Not finished first lap NP=Not started race re-start N2=Not finished first lap race re-start EX=Excluded NS=Not Started DS=Disqualified

These data/results cannot be reproduced, stored and/or transmitted in whole or in part by any manner of electronic, mechanical, photocopying, recording, broadcasting or otherwise now known or herein after developed without the previous express consent by the copyright owner, except for reproduction in daily press and regular printed publications on sale to the public within 60 days of the event related to those data/results and always provided that copyright symbol appears together as follows below.
© DORNA, 2024

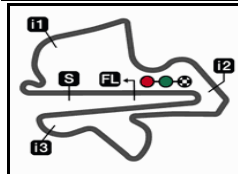
	Rider	Points	QAT	POR	AME	SPA	FRA	CAT	ITA	NED	GER	GBR	AUT	ARA	RSM	EMI	INA	JPN	AUS	THA	MAL	VAL
30	WAKAMATSU Rei	0																26				
			-	-	-	-	-	-	-	-	-	-	-	-	-	-	-	26-20	-	-	-	-
31	SHAHRIL Danial	0										25										
			-	-	-	-	-	-	-	-	-	25-21	-	-	-	-	-	-	-	-	-	-
32	AL SAHOUTI Hamad	0		24																		
			-	24-21	-	-	-	-	-	-	-	-	-	-	-	-	-	-	-	-	-	-
33	ADITAMA Arbi	0						27						22			22					
			-	-	-	-	-	27-23	-	-	-	-	-	22-22	-	-	21-NC	-	-	-	-	-

NC=Not classified NL=Not finished first lap NP=Not started race re-start N2=Not finished first lap race re-start EX=Excluded NS=Not Started DS=Disqualified

These data/results cannot be reproduced, stored and/or transmitted in whole or in part by any manner of electronic, mechanical, photocopying, recording, broadcasting or otherwise now known or herein after developed without the previous express consent by the copyright owner, except for reproduction in daily press and regular printed publications on sale to the public within 60 days of the event related to those data/results and always provided that copyright symbol appears together as follows below.
© DORNA, 2024

Official MotoGP Timing by **TISSOT**
www.motogp.com





PETRONAS GRAND PRIX OF MALAYSIA
Official Starting Grid

5543 m.

Race : 15 laps = 83.145 km



1	1 2'09.542 31 Adrian FERNANDEZ Honda	2 2'09.895 48 Ivan ORTOLA KTM	3 2'10.015 80 David ALONSO CFMOTO
2	4 2'10.128 24 Tatsuki SUZUKI Husqvarna	5 2'10.278 66 Joel KELSO KTM	6 2'10.289 58 Luca LUNETTA Honda
3	7 2'10.512 36 Angel PIQUERAS Honda	8 2'10.518 95 Collin VEIJER Husqvarna	9 2'10.579 22 David ALMANSA Honda
4	10 2'10.747 99 Jose Antonio RUEDA KTM	11 2'10.814 96 Daniel HOLGADO GASGAS	12 2'10.835 6 Ryusei YAMANAKA KTM
5	13 2'10.868 82 Stefano NEPA KTM	14 2'10.970 10 Nicola CARRARO KTM	15 2'11.055 64 David MUÑOZ KTM
6	16 2'11.084 54 Riccardo ROSSI KTM	17 2'11.198 72 Taiyo FURUSATO Honda	18 2'11.314 19 Scott OGDEN Honda
7	19 2'11.357 18 Matteo BERTELLE Honda	20 2'11.449 12 Jacob ROULSTONE GASGAS	21 2'11.509 78 Joel ESTEBAN CFMOTO
8	22 2'11.576 8 Eddie O'SHEA Honda	23 2'11.847 7 Filippo FARIOLI Honda	24 2'11.948 5 Tatchakorn BUASRI Honda

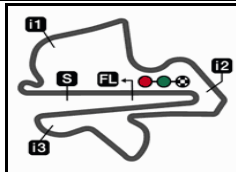
FIM MotoGP Stewards ride through penalty for rider #64

The results are provisional until the end of the limit for protest and appeals and until the ratification of the Event Management Committee.

Time limit for protest expires 60' at the latest after publication of the results - Time:

These data/results cannot be reproduced, stored and/or transmitted in whole or in part by any manner of electronic, mechanical, photocopying, recording, broadcasting or otherwise now known or herein after developed without the previous express consent by the copyright owner, except for reproduction in daily press and regular printed publications on sale to the public within 60 days of the event related to those data/results and always provided that copyright symbol appears together as follows below.

© DORNA, 2024



PETRONAS GRAND PRIX OF MALAYSIA Official Starting Grid

5543 m.

Race : 15 laps = 83.145 km

9

25

2'12.069

85 Xabi ZURUTUZA
KTM

26

2'12.803

55 Noah DETTWILER
KTM

FIM MotoGP Stewards ride through penalty for rider #64

The results are provisional until the end of the limit for protest and appeals and until the ratification of the Event Management Committee.

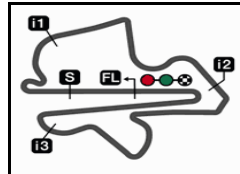
Time limit for protest expires 60' at the latest after publication of the results - Time:

These data/results cannot be reproduced, stored and/or transmitted in whole or in part by any manner of electronic, mechanical, photocopying, recording, broadcasting or otherwise now known or herein after developed without the previous express consent by the copyright owner, except for reproduction in daily press and regular printed publications on sale to the public within 60 days of the event related to those data/results and always provided that copyright symbol appears together as follows below.

© DORNA, 2024

Official MotoGP Timing by **TISSOT**
www.motogp.com





5543 m.

PETRONAS GRAND PRIX OF MALAYSIA

Race

Top Speed & Average



Rider	Nation	Motorcycle	Top 5 speeds					Average	Top
6 Ryusei YAMANAKA	JPN	KTM	235.2	235.2	234.2	233.7	232.7	234.2	235.2
80 David ALONSO	COL	CFMOTO	235.2	232.2	231.7	229.7	227.8	230.7	235.2
12 Jacob ROULSTONE	AUS	GASGAS	234.2	232.7	229.2	225.4	225.0	229.3	234.2
99 Jose Antonio RUEDA	SPA	KTM	234.2	233.2	233.2	232.7	232.7	233.2	234.2
48 Ivan ORTOLA	SPA	KTM	233.2	231.7	231.2	230.2	230.2	231.3	233.2
58 Luca LUNETTA	ITA	HONDA	233.2	230.7	229.7	229.7	228.8	230.4	233.2
82 Stefano NEPA	ITA	KTM	233.2	233.2	232.2	232.2	231.2	232.4	233.2
7 Filippo FARIOLI	ITA	HONDA	232.7	228.3	228.3	228.3	225.4	228.6	232.7
10 Nicola CARRARO	ITA	KTM	232.7	232.2	231.2	229.2	228.8	230.8	232.7
18 Matteo BERTELLE	ITA	HONDA	232.2	230.2	229.7	229.2	228.3	229.9	232.2
24 Tatsuki SUZUKI	JPN	HUSQVARNA	231.7	231.2	230.2	229.7	229.2	230.4	231.7
85 Xabi ZURUTUZA	SPA	KTM	231.7	231.2	231.2	229.2	228.8	230.4	231.7
95 Collin VEIJER	NED	HUSQVARNA	231.7	231.2	231.2	230.7	230.7	231.0	231.7
66 Joel KELSO	AUS	KTM	231.2	230.2	229.7	229.2	229.2	229.8	231.2
96 Daniel HOLGADO	SPA	GASGAS	229.7	199.6				214.7	229.7
8 Eddie O'SHEA	GBR	HONDA	229.2	228.8	227.8	227.3	226.4	227.7	229.2
22 David ALMANSA	SPA	HONDA	229.2	227.8	226.8	225.0	225.0	226.8	229.2
36 Angel PIQUERAS	SPA	HONDA	229.2	224.5	218.6	217.3	191.8	216.3	229.2
5 Tatchakorn BUASRI	THA	HONDA	228.8	227.8	227.3	225.0	224.5	226.1	228.8
72 Taiyo FURUSATO	JPN	HONDA	228.8	228.3	227.8	227.8	226.8	227.9	228.8
31 Adrian FERNANDEZ	SPA	HONDA	228.3	219.9	193.5			213.9	228.3
55 Noah DETTWILER	SWI	KTM	227.8	227.3	225.9	225.0	224.0	226.0	227.8
64 David MUÑOZ	SPA	KTM	227.8	227.3	224.5	224.0	221.7	223.8	227.8
19 Scott OGDEN	GBR	HONDA	223.6	223.1	222.2	221.3	219.9	222.0	223.6
54 Riccardo ROSSI	ITA	KTM							200.7
78 Joel ESTEBAN	SPA	CFMOTO							199.6

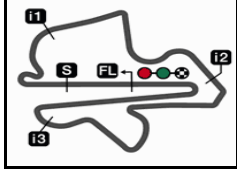
These data/results cannot be reproduced, stored and/or transmitted in whole or in part by any manner of electronic, mechanical, photocopying, recording, broadcasting or otherwise now known or herein after developed without the previous express consent by the copyright owner, except for reproduction in daily press and regular printed publications on sale to the public within 60 days of the event related to those data/results and always provided that copyright symbol appears together as follows below.

© DORNA, 2024

Official MotoGP Timing by TISSOT
www.motogp.com



Sepang, Sunday, November 03, 2024




5543 m.

PETRONAS GRAND PRIX OF MALAYSIA

Race

Fastest Laps Sequence

<i>Lap</i>	<i>Race Time</i>	 <i>Rider</i>	<i>Nation</i>	<i>Motorcycle</i>	<i>Time</i>	<i>Km/h</i>	<i>Riders's Lap</i>
2	4'29.235	22 David ALMANSA	SPA	HONDA	2'11.817	151.3	2
2	4'30.185	64 David MUÑOZ	SPA	KTM	2'11.139	152.1	2
4	8'54.456	80 David ALONSO	COL	CFMOTO	2'11.047	152.2	4

These data/results cannot be reproduced, stored and/or transmitted in whole or in part by any manner of electronic, mechanical, photocopying, recording, broadcasting or otherwise now known or herein after developed without the previous express consent by the copyright owner, except for reproduction in daily press and regular printed publications on sale to the public within 60 days of the event related to those data/results and always provided that copyright symbol appears together as follows below.

© DORNA, 2024

Official MotoGP Timing by TISSOT
www.motogp.com

Sepang, Sunday, November 03, 2024

