

Chang International Circuit

CLASSIFICATION

PT GRAND PRIX OF THAILAND

FREE PRACTICE NR. 1

#	Rider	Nation	Team	Motorcycle	Time	Lap Total	Gap	T. Speed
1	6 Ryusei YAMANAKA	JPN	FRINSA - MT Helmets - MSI	KTM	1'40.851	14 16		234.2
2	99 Jose Antonio RUEDA	SPA	Red Bull KTM Ajo	KTM	1'40.901	15 17	0.050 0.050	234.7
3	18 Matteo BERTELLE	ITA	LEVELUP-MTA	KTM	1'41.017	15 15	0.166 0.116	232.7
4	58 Luca LUNETTA	ITA	SIC58 Squadra Corse	HONDA	1'41.098	16 18	0.247 0.081	233.2
5	22 David ALMANSA	SPA	Leopard Racing	HONDA	1'41.154	11 15	0.303 0.056	235.2
6	66 Joel KELSO	AUS	LEVELUP-MTA	KTM	1'41.236	12 12	0.385 0.082	232.2
7	82 Stefano NEPA	ITA	SIC58 Squadra Corse	HONDA	1'41.289	14 17	0.438 0.053	234.2
8	71 Dennis FOGGIA	ITA	CFMOTO Gaviota Aspar Team	KTM	1'41.290	14 15	0.439 0.001	234.7
9	19 Scott OGDEN	GBR	CIP Green Power	KTM	1'41.374	13 16	0.523 0.084	233.7
10	31 Adrian FERNANDEZ	SPA	Leopard Racing	HONDA	1'41.404	10 15	0.553 0.030	236.8
11	36 Angel PIQUERAS	SPA	FRINSA - MT Helmets - MSI	KTM	1'41.519	14 16	0.668 0.115	234.7
12	83 Alvaro CARPE	SPA	Red Bull KTM Ajo	KTM	1'41.620	13 14	0.769 0.101	235.8
13	54 Riccardo ROSSI	ITA	Rivacold Snipers Team	HONDA	1'41.653	14 14	0.802 0.033	235.8
14	64 David MUÑOZ	SPA	Liqui Moly Dynavolt Intact GP	KTM	1'41.687	7 7	0.836 0.034	236.3
15	10 Nicola CARRARO	ITA	Rivacold Snipers Team	HONDA	1'41.755	15 15	0.904 0.068	236.3
16	5 Tatchakorn BUASRI	THA	Honda Team Asia	HONDA	1'41.794	12 16	0.943 0.039	231.7
17	72 Taiyo FURUSATO	JPN	Honda Team Asia	HONDA	1'41.829	10 10	0.978 0.035	230.2
18	21 Ruche MOODLEY	RSA	DENSSI Racing - BOE	KTM	1'41.969	16 17	1.118 0.140	235.2
19	94 Guido PINI	ITA	Liqui Moly Dynavolt Intact GP	KTM	1'42.237	14 18	1.386 0.268	231.2
20	78 Joel ESTEBAN	SPA	Red Bull KTM Tech3	KTM	1'42.290	13 15	1.439 0.053	235.2
21	14 Cormac BUCHANAN	NZE	DENSSI Racing - BOE	KTM	1'42.509	13 16	1.658 0.219	233.2
22	8 Eddie O'SHEA	GBR	GRYD - Mlav Racing	HONDA	1'42.605	15 17	1.754 0.096	232.2
23	89 Marcos URIARTE	SPA	GRYD - Mlav Racing	HONDA	1'42.884	14 16	2.033 0.279	231.7
24	34 Jakob ROSENTHALER	AUT	CFMOTO Gaviota Aspar Team	KTM	1'43.275	15 16	2.424 0.391	232.2
25	73 Valentin PERRONE	ARG	Red Bull KTM Tech3	KTM	1'43.539	12 14	2.688 0.264	232.7
26	11 Adrián CRUCES	SPA	CIP Green Power	KTM	1'43.684	14 17	2.833 0.145	230.7

Practice condition: Dry

Air: 29°

Humidity: 47%

Ground: 36°

Fastest Lap:	Lap: 14	Ryusei YAMANAKA	1'40.851	162.5 Km/h
Best Race Lap:	2024	Luca LUNETTA	1'41.231	161.9 Km/h
All-Time Lap Record:	2024	David ALONSO	1'40.544	163.0 Km/h

The results are provisional until the end of the limit for protest and appeals.

Time limit for protest expires 60' after publication of the results - Time: **09:53**

These data/results cannot be reproduced, stored and/or transmitted in whole or in part by any manner of electronic, mechanical, photocopying, recording, broadcasting or otherwise now known or herein after developed without the previous express consent by the copyright owner, except for reproduction in daily press and regular printed publications on sale to the public within 60 days of the event related to those data/results and always provided that copyright symbol appears together as follows below.

© DORNA, 2025

Official MotoGP Timing by TISSOT

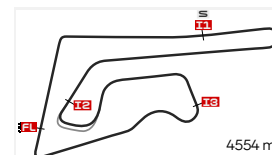
www.motogp.com

Buriram, Friday, February 28, 2025

TOP SPEED & AVERAGE

PT GRAND PRIX OF THAILAND

FREE PRACTICE NR. 1



Chang International Circuit

#	Rider	Nation	Motorcycle	Top 5 speeds					Average	Top
31	Adrian FERNANDEZ	SPA	HONDA	236.8	236.3	236.3	235.8	234.2	235.9	236.8
10	Nicola CARRARO	ITA	HONDA	236.3	235.2	234.7	234.7	234.2	235.0	236.3
64	David MUÑOZ	SPA	KTM	236.3	232.7	232.7	232.2	232.2	233.2	236.3
54	Riccardo ROSSI	ITA	HONDA	235.8	234.2	231.2	231.2	230.7	232.1	235.8
83	Alvaro CARPE	SPA	KTM	235.8	234.7	234.7	234.7	234.2	234.8	235.8
21	Ruche MOODLEY	RSA	KTM	235.2	235.2	233.7	233.7	232.7	234.1	235.2
22	David ALMANSA	SPA	HONDA	235.2	234.7	234.2	233.7	233.7	234.3	235.2
78	Joel ESTEBAN	SPA	KTM	235.2	234.7	234.2	234.2	233.7	234.4	235.2
36	Angel PIQUERAS	SPA	KTM	234.7	234.2	233.7	233.2	233.2	233.5	234.7
71	Dennis FOGGIA	ITA	KTM	234.7	234.7	234.2	234.2	232.7	233.5	234.7
99	Jose Antonio RUEDA	SPA	KTM	234.7	234.2	233.7	233.7	233.7	234.0	234.7
6	Ryusei YAMANAKA	JPN	KTM	234.2	233.7	233.2	233.2	232.7	233.4	234.2
82	Stefano NEPA	ITA	HONDA	234.2	233.2	233.2	233.2	232.7	233.3	234.2
19	Scott OGDEN	GBR	KTM	233.7	232.7	232.7	232.2	232.2	232.6	233.7
14	Cormac BUCHANAN	NZE	KTM	233.2	232.2	231.7	231.2	230.7	231.6	233.2
58	Luca LUNETTA	ITA	HONDA	233.2	233.2	232.7	232.7	232.2	232.8	233.2
18	Matteo BERTELLE	ITA	KTM	232.7	232.7	232.7	232.7	232.7	232.7	232.7
73	Valentin PERRONE	ARG	KTM	232.7	232.2	231.7	231.2	230.7	231.3	232.7
8	Eddie O'SHEA	GBR	HONDA	232.2	231.7	231.2	231.2	230.2	231.3	232.2
34	Jakob ROSENTHALER	AUT	KTM	232.2	231.7	231.7	231.2	231.2	231.6	232.2
66	Joel KELSO	AUS	KTM	232.2	232.2	232.2	231.7	231.7	232.0	232.2
5	Tatchakorn BUASRI	THA	HONDA	231.7	231.2	231.2	230.7	230.2	230.9	231.7
89	Marcos URIARTE	SPA	HONDA	231.7	231.2	229.7	227.8	227.8	229.6	231.7
94	Guido PINI	ITA	KTM	231.2	231.2	231.2	231.2	231.2	231.2	231.2
11	Adrián CRUCES	SPA	KTM	230.7	230.2	230.2	229.7	229.7	230.1	230.7
72	Taiyo FURUSATO	JPN	HONDA	230.2	230.2	230.2	229.7	229.7	229.9	230.2

These data/results cannot be reproduced, stored and/or transmitted in whole or in part by any manner of electronic, mechanical, photocopying, recording, broadcasting or otherwise now known or herein after developed without the previous express consent by the copyright owner, except for reproduction in daily press and regular printed publications on sale to the public within 60 days of the event related to those data/results and always provided that copyright symbol appears together as follows below.

© DORNA, 2025

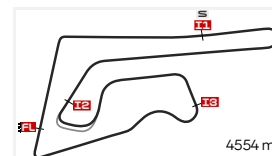
Official MotoGP Timing by www.motogp.com

Buriram, Friday, February 28, 2025

CHRONOLOGICAL ANALYSIS OF PERFORMANCES

PT GRAND PRIX OF THAILAND

FREE PRACTICE NR. 1



Chang International Circuit

* Lap / Sector time cancelled
P Crossing the finish line in pit lane

T1 Time from finish line to 1st intermediate
T2 Time from 1st intermed. to 2nd intermed.

T3 Time from 2nd intermed. to 3rd intermed.
T4 Time from 3rd intermediate to finish line

Lap	Lap Time	T1	T2	T3	T4	Speed	Lap	Lap Time	T1	T2	T3	T4	Speed	
1st	6	Ryusei YAMANAKA		FRINSA - MT Helmets - JPN			3	1'42.992 *	23.335 *	30.232	24.131	25.294	232.2	
		Runs=2	Total laps=16	Full laps=13	Valid laps=11		4	1'42.490	23.259	30.153	23.989	25.089	231.7	
1	3'16.983	19.580	31.700	25.299	26.171	226.4	5	1'42.124	23.131	30.106	23.866	25.021	232.7	
2	1'44.347 *	23.637	30.825 *	24.564	25.321	231.2	6	1'42.533 *	23.110	30.119	23.874 *	25.430	232.7	
3	1'43.569	23.407	30.623	24.349	25.190	232.2	7	1'42.039	23.095	30.043	23.815	25.086	231.7	
4	1'42.141	23.181	30.079	23.978	24.903	232.2	8	2'01.571 P	23.123	31.409	24.597	42.442	232.7	
5	1'42.199	23.135	30.189	23.926	24.949	232.2	9	8'08.058	19.025	30.491	24.178	25.212	229.2	
6	1'42.127	23.144	30.176	23.794	25.013	231.2	10	1'42.161	23.171	30.117	23.862	25.011	232.7	
7	1'42.157	23.109	30.080	24.007	24.961	231.7	11	1'41.698	22.995	29.958	23.748	24.997	232.2	
8	1'42.325	23.138	30.163	24.064	24.960	231.7	12	1'58.557 P	23.005	31.168	24.306	40.078	232.7	
9	1'41.770	23.149	29.948	23.766	24.907	233.2	13	3'34.433	18.854	31.239	24.032	25.044	230.2	
10	1'42.934	23.065	29.929	23.775	26.165	234.2	14	1'41.191	23.013	29.958	23.503	24.717	232.7	
11	1'55.302 P	23.099 *	29.981	24.248	37.974	231.2	15	1'41.017	22.953	29.788	23.481	24.795	232.2	
		12	8'00.478	18.245	30.280	23.808	24.870	229.2	4th	58	Luca LUNETTA		SIC58 Squadra Corse	ITA
		13	1'40.981 *	22.985	29.759	23.523 *	24.714 *	232.2			Runs=2	Total laps=18	Full laps=15	Valid laps=14
14	1'40.851	22.983	29.759	23.432	24.677	232.7	1	1'50.193	19.508	32.048	25.137	25.892	224.5	
15	1'41.110	22.883	30.076	23.467	24.684	233.7	2	1'45.099	23.992	30.927	24.671	25.509	229.7	
16	1'40.947	22.956	29.805	23.498	24.688	233.2	3	1'43.620	23.668	30.439	24.236	25.277	230.7	
2nd	99	Jose Antonio RUEDA		Red Bull KTM Ajo		SPA	4	1'42.686	23.363	30.221	23.963	25.139	232.7	
		Runs=2	Total laps=17	Full laps=14	Valid laps=14		5	1'43.040	23.309	30.321	24.177	25.233	232.2	
1	2'02.288	19.053	32.094	25.446	25.871	229.2	6	1'42.569	23.289	30.160	24.047	25.073	232.7	
2	1'43.996	23.544	30.922	24.286	25.244	233.7	7	1'42.675	23.370	30.238	23.850	25.217	228.8	
3	1'42.943	23.228	30.568	24.009	25.138	233.7	8	1'42.482	23.361	30.187	23.788	25.146	229.7	
4	1'42.492	23.167	30.365	23.924	25.036	232.2	9	1'43.713	23.267	30.093	24.051	26.302	230.2	
5	1'42.364	23.169	30.157	23.868	25.170	232.7	10	1'42.251	23.288	30.217	23.724	25.022	233.2	
6	1'41.969	23.177	30.259	23.622	24.911	232.7	11	1'42.157	23.278	30.078	23.756	25.045	230.7	
7	1'41.840	23.149	30.164	23.620	24.907	232.7	12	1'42.199	23.301	30.126	23.746	25.026	230.2	
8	1'41.711	23.150	30.072	23.664	24.825	232.7	13	2'01.498 P	24.356	31.821	25.018	40.303	208.4	
9	1'41.561	23.058	30.064	23.543	24.896	233.7	14	5'56.906 *	19.432	30.625	24.402	25.305 *	226.8	
10	1'55.656 P	23.153	30.058	23.671	38.774	234.7	15	1'41.328	23.088	29.804	23.507	24.929	231.7	
11	8'11.455	18.198	30.258	23.793	24.957	231.7	16	1'41.098	23.069	29.777	23.505	24.747	231.7	
12	1'41.288	23.078	29.992	23.490	24.728	232.2	17	1'41.123 *	23.035	29.714	23.503 *	24.871	233.2	
13	1'41.011	23.003	29.859	23.457	24.692	233.2	18	1'41.220	23.042	29.815	23.490	24.873	231.2	
14	1'41.041	22.918	29.874	23.437	24.812	234.2								
15	1'40.901	22.934	29.899	23.352	24.716	233.2	5th	22	David ALMANSA		Leopard Racing	SPA		
16	1'41.280	23.008	29.954	23.534	24.784	232.7			Runs=2	Total laps=15	Full laps=12	Valid laps=12		
17	1'41.071	22.964	29.820	23.507	24.780	233.7	1	1'53.563	19.414	31.908	25.231	25.794	228.3	
3rd	18	Matteo BERTELLE		LEVELUP-MTA		ITA	2	1'43.617	23.552	30.328	24.384	25.353	233.7	
		Runs=3	Total laps=15	Full laps=10	Valid laps=8		3	1'42.626	23.277	30.007	24.239	25.103	233.7	
1	2'31.436	20.493	31.981	25.461	26.196	227.3	4	1'41.996	23.171	29.768	23.914	25.143	235.2	
2	1'43.935	23.475	30.529	24.425	25.506	232.2	5	1'42.442	23.119	30.101	24.039	25.183	229.2	
							6	1'42.250	23.222	30.100	23.868	25.060	231.7	

Fastest Lap: Ryusei YAMANAKA FRINSA - MT Helmets - JPN **1'40.851** 22.983 29.759 23.432 24.677

These data/results cannot be reproduced, stored and/or transmitted in whole or in part by any manner of electronic, mechanical, photocopying, recording, broadcasting or otherwise now known or herein after developed without the previous express consent by the copyright owner, except for reproduction in daily press and regular printed publications on sale to the public within 60 days of the event related to those data/results and always provided that copyright symbol appears together as follows below.

* DORNA, 2025

Official MotoGP Timing by

www.motogp.com

Buriram, Friday, February 28, 2025

Free Practice Nr. 1

Moto3™

Lap	Lap Time	T1	T2	T3	T4	Speed
7	1'46.327	25.058	32.160	24.035	25.074	205.7
8	1'42.155	22.991	30.166	23.890	25.108	234.7
9	1'58.132	P 23.194	30.134	23.942	40.862	232.7
10	1'50.658	19.427	32.747	25.924	25.166	212.5
11	1'41.154	23.105	29.721	23.519	24.809	233.2
12	1'41.270	23.146	29.908	23.535	24.681	234.2
13	1'41.757	23.172	29.938	23.675	24.972	230.7
14	1'41.629	23.161	29.877	23.672	24.919	232.2
15	1'41.742	23.173	29.865	23.752	24.952	231.2

6th	66	Joel KELS0	LEVELUP-MTA	AUS		
Runs=2	Total laps=12	Full laps=9	Valid laps=6			
1	2'19.507	21.175	32.707	25.243	26.371	221.3
2	1'43.580	23.554	30.497	24.193	25.336	232.2
3	1'42.585	* 23.341 *	30.138	23.950	25.156	232.2
4	1'42.323	* 23.357	30.118	23.759	25.089 *	230.7
5	1'41.791	23.248	29.921	23.630	24.992	231.7
6	1'42.059	23.208	29.822	23.889	25.140	231.7
7	1'41.782	23.179	29.854	23.704	25.045	231.2
8	1'44.079	23.296	30.161	23.963	26.659	230.7
9	1'42.713	* 23.296	30.101	23.912 *	25.404	229.7
10	2'01.744	P 25.704	31.272	24.545	40.223	194.9
11	1'51.563	20.378	30.546	23.787	25.297	226.4
12	1'41.236	23.162	29.742	23.461	24.871	232.2

7th	82	Stefano NEPA	SIC58 Squadra Corse	ITA		
Runs=2	Total laps=17	Full laps=14	Valid laps=13			
1	2'00.900	19.209	32.420	25.512	26.172	226.8
2	1'45.023	23.982	30.819	24.499	25.723	229.2
3	1'43.698	23.498	30.767	24.146	25.287	230.2
4	1'42.728	23.248	30.286	23.922	25.272	233.2
5	1'42.782	23.284	30.345	23.856	25.297	233.2
6	1'42.601	23.281	30.224	23.891	25.205	233.2
7	1'42.067	23.045	30.227	23.693	25.102	234.2
8	1'42.173	23.350	30.087	23.632	25.104	231.7
9	1'42.064	23.261	30.109	23.597	25.097	231.7
10	1'59.680	P 23.271	30.173	26.262	39.974	232.7
11	8'21.095	18.745	30.941	23.799	25.075	228.8
12	1'41.839	23.197	30.182	23.609	24.851	230.2
13	1'41.296	* 23.081	29.866	23.416 *	24.933 *	231.7
14	1'41.289	23.097	29.890	23.466	24.836	231.2
15	1'41.355	23.097	29.922	23.426	24.910	230.7
16	1'41.429	23.092	29.961	23.523	24.853	231.7
17	1'48.330	23.088	34.326	24.793	26.123	224.0

8th	71	Dennis FOGGIA	CFMOTO Gaviota Aspar	ITA		
Runs=2	Total laps=15	Full laps=12	Valid laps=10			
1	2'13.199	19.069	32.333	25.932	26.163	228.3
2	1'44.607	* 23.748	30.661	24.668	25.530 *	232.7
3	1'43.520	23.487	30.445	24.263	25.325	232.7
4	1'43.099	23.423	30.359	24.038	25.279	232.7
5	1'42.771	23.368	30.288	23.894	25.221	232.7
6	1'42.992	* 23.368	30.319	23.965	25.340 *	231.7
7	1'42.801	23.439	30.175	23.877	25.310	230.7
8	1'45.413	24.296	30.330	23.958	26.829	228.3

Lap	Lap Time	T1	T2	T3	T4	Speed
9	1'42.769	23.249	30.231	23.925	25.364	234.7
10	2'01.310	P 24.038	32.681	24.841	39.750	212.5
11	1'27.148	* 18.910	30.432	23.957 *	25.052 *	232.2
12	1'41.588	23.238	29.883	23.584	24.883	234.2
13	1'41.299	23.133	29.880	23.421	24.865	234.2
14	1'41.290	23.102	29.914	23.443	24.831	234.7
15	1'47.470	23.076	33.386	25.252	25.756	232.7

9th	19	Scott OGDEN	CIP Green Power	GBR		
Runs=2	Total laps=16	Full laps=13	Valid laps=12			
1	2'52.472	19.931	32.860	25.403	26.105	218.1
2	1'44.376	23.590	30.769	24.358	25.659	232.2
3	1'43.561	* 23.542 *	30.433	24.160	25.426	231.7
4	1'42.769	23.224	30.295	24.000	25.250	232.7
5	1'42.810	23.285	30.433	23.878	25.214	231.7
6	1'42.465	23.325	30.118	23.803	25.219	230.7
7	1'42.353	23.191	30.216	23.805	25.141	231.2
8	1'42.622	23.191	30.221	23.865	25.345	231.7
9	1'42.719	23.271	30.347	23.837	25.264	232.2
10	1'42.814	23.324	30.235	23.854	25.401	231.7
11	2'05.279	P 24.838	32.772	25.060	42.609	204.5
12	8'38.571	20.424	32.018	27.603	25.793	221.7
13	1'41.374	23.113	29.812	23.568	24.881	231.7
14	1'41.556	23.053	29.817	23.680	25.006	233.7
15	1'41.582	23.037	29.943	23.604	24.998	232.7
16	1'41.699	23.060	29.919	23.522	25.198	232.2

10th	31	Adrian FERNANDEZ	Leopard Racing	SPA		
Runs=2	Total laps=15	Full laps=12	Valid laps=12			
1	2'02.671	19.154	31.441	24.932	25.940	210.1
2	1'43.407	23.316	30.596	24.177	25.318	236.3
3	1'42.993	23.289	30.307	23.943	25.454	232.7
4	1'42.502	23.177	30.208	23.953	25.164	233.7
5	1'42.892	23.202	30.068	23.869	25.753	232.7
6	1'42.070	23.137	30.122	23.752	25.059	236.3
7	1'41.843	23.191	29.888	23.758	25.006	234.2
8	1'58.791	P 23.059	29.924	23.831	41.977	235.8
9	11'35.021	19.046	30.681	24.009	25.036	232.2
10	1'41.404	23.080	29.805	23.672	24.847	232.7
11	1'43.773	23.344	31.222	24.002	25.205	231.2
12	1'41.873	23.199	29.857	23.805	25.012	231.7
13	1'41.831	23.210	29.989	23.710	24.922	231.7
14	1'42.306	23.201	29.906	23.819	25.380	232.2
15	1'41.846	23.069	29.944	23.749	25.084	236.8

11th	36	Angel PIQUERAS	FRINSA - MT Helmets -	SPA		
Runs=2	Total laps=16	Full laps=13	Valid laps=10			
1	3'06.582	19.256	33.337	25.565	26.452	216.4
2	1'44.858	23.708	30.890	24.687	25.573	229.7
3	1'43.824	23.461	30.439	24.387	25.537	232.7
4	1'43.007	23.233	30.298	24.161	25.315	233.2
5	1'43.011	* 23.195	30.320	24.270	25.226 *	233.2
6	1'42.748	23.178	30.173	24.029	25.368	233.2
7	1'42.887	23.330	30.261	23.984	25.312	233.2
8	1'42.730	23.187	30.224	24.095	25.224	233.2

Fastest Lap: Ryusei YAMANAKA FRINSA - MT Helmets - JPN 1'40.851 22.983 29.759 23.432 24.677

These data/results cannot be reproduced, stored and/or transmitted in whole or in part by any manner of electronic, mechanical, photocopying, recording, broadcasting or otherwise now known or herein after developed without the previous express consent by the copyright owner, except for reproduction in daily press and regular printed publications on sale to the public within 60 days of the event related to those data/results and always provided that copyright symbol appears together as follows below.

© DORNA, 2025

Official MotoGP Timing by TISSOT

www.motogp.com

Buriram, Friday, February 28, 2025

Page 2 of 5



Free Practice Nr. 1

Moto3™

Lap	Lap Time	T1	T2	T3	T4	Speed
9	1'42.661	23.226	30.199	24.025	25.211	233.7
10	1'43.134	23.397	30.253	24.209	25.275	232.7
11	1'59.429	P 23.653	31.353	24.856	39.567	224.5
12	8'04.500	18.661	30.779	24.133	25.094	229.2
13	1'41.491	* 23.099	29.835	23.765	* 24.792	233.2
14	1'41.519	22.986	29.821	23.754	24.958	234.2
15	1'42.015	23.002	29.996	23.859	25.158	234.7
16	1'42.175	* 23.725	* 29.669	23.737	25.044	232.2

12th 83		Alvaro CARPE		Red Bull KTM Ajo		SPA
Runs=2	Total laps=14	Full laps=11	Valid laps=7			
1	2'04.652	19.009	32.466	25.764	26.424	225.9
2	1'44.198	23.446	30.650	24.602	25.500	235.8
3	3'10.324	P 1'12.910	39.215	34.289	43.910	178.8
4	12'17.028	* 20.095	31.362	25.712	* 25.939	229.7
5	1'43.754	* 23.518	30.442	24.409	* 25.385	231.2
6	1'42.824	23.321	30.286	24.080	25.137	232.7
7	1'42.244	23.239	30.053	23.895	25.057	232.7
8	1'42.386	23.211	30.018	24.115	25.042	233.2
9	1'42.045	23.164	29.971	23.786	25.124	234.2
10	1'45.021	* 23.228	29.941	24.067	* 27.785	233.2
11	1'42.587	* 23.041	30.330	23.997	25.219	* 234.7
12	1'45.326	23.338	30.158	25.868	25.962	230.7
13	1'41.620	23.069	29.868	23.732	24.951	234.7
14	1'42.843	* 23.291	30.114	24.011	25.427	* 234.7

13th 54		Riccardo ROSSI		Rivacold Snipers Team		ITA
Runs=2	Total laps=14	Full laps=11	Valid laps=9			
1	2'41.289	18.835	32.460	25.929	26.670	226.8
2	1'46.076	23.834	31.066	25.163	26.013	231.2
3	1'44.608	* 23.686	* 30.635	24.641	25.646	230.2
4	1'43.969	23.464	30.447	24.469	25.589	230.7
5	1'43.763	23.403	30.429	24.385	25.546	231.2
6	1'43.634	23.396	30.556	24.249	25.433	229.7
7	1'43.207	23.313	30.327	24.226	25.341	229.7
8	2'06.858	P 25.011	33.182	25.200	43.465	205.7
9	12'10.836	19.691	30.823	24.345	25.319	227.3
10	1'42.478	23.226	30.164	23.980	25.108	230.7
11	1'41.871	23.165	29.979	23.732	24.995	230.2
12	1'47.827	* 23.111	29.990	23.705	31.021	* 230.7
13	1'47.633	22.982	30.110	26.014	28.527	234.2
14	1'41.653	22.954	29.938	23.672	25.089	235.8

14th 64		David MUÑOZ		Liqui Moly Dynavolt Int		SPA
Runs=2	Total laps=7	Full laps=4	Valid laps=4			
1	2'33.046	19.420	32.884	26.497	26.266	223.1
2	1'43.763	23.529	30.498	24.431	25.305	232.7
3	1'57.167	P 23.389	* 30.193	24.014	39.571	232.2
4	24'39.964	18.610	30.340	23.964	25.108	228.8
5	1'41.792	23.167	29.846	23.548	25.231	232.7
6	1'48.047	23.263	30.453	25.640	28.691	232.2
7	1'41.687	23.095	29.839	23.654	25.099	236.3

15th 10		Nicola CARRARO		Rivacold Snipers Team		ITA
Runs=3	Total laps=15	Full laps=10	Valid laps=8			
1	2'33.046	19.420	32.884	26.497	26.266	223.1
2	1'43.763	23.529	30.498	24.431	25.305	232.7
3	1'57.167	P 23.389	* 30.193	24.014	39.571	232.2
4	24'39.964	18.610	30.340	23.964	25.108	228.8
5	1'41.792	23.167	29.846	23.548	25.231	232.7
6	1'48.047	23.263	30.453	25.640	28.691	232.2
7	1'41.687	23.095	29.839	23.654	25.099	236.3

Lap	Lap Time	T1	T2	T3	T4	Speed
1	2'03.115	20.817	33.813	26.514	27.086	229.7
2	1'44.468	23.510	30.769	24.350	25.839	236.3
3	1'43.555	23.282	30.441	24.325	25.507	234.7
4	1'43.033	23.303	30.414	24.031	25.285	234.2
5	1'42.678	23.174	30.235	23.851	25.418	234.7
6	1'42.805	23.104	30.203	24.070	25.428	235.2
7	1'56.926	P 23.229	31.848	24.003	37.846	232.7
8	7'26.231	19.454	32.993	24.265	25.557	227.8
9	1'42.636	23.234	30.220	23.981	25.201	232.7
10	1'55.111	P 23.197	30.624	23.851	37.439	232.2
11	4'52.448	20.158	32.518	23.985	25.280	225.0
12	1'42.194	* 23.184	30.038	23.627	* 25.345	* 231.2
13	1'41.757	23.066	30.165	23.513	25.013	231.7
14	1'43.476	* 23.025	31.640	23.644	* 25.167	232.7
15	1'41.755	23.024	29.863	23.752	25.116	233.7

16th 5		Tatchakorn BUASRI		Honda Team Asia		THA
Runs=2	Total laps=16	Full laps=13	Valid laps=11			
1	1'43.875	20.496	31.220	24.550	25.584	225.4
2	1'43.849	23.503	30.617	24.292	25.437	229.2
3	1'43.159	23.352	30.434	24.162	25.211	230.2
4	1'42.838	23.339	30.489	23.932	25.078	230.2
5	1'42.970	23.383	30.424	23.884	25.279	228.8
6	1'42.952	* 23.284	30.465	23.961	* 25.242	229.7
7	1'42.539	23.240	30.274	23.805	25.220	228.3
8	1'58.146	P 23.613	31.566	24.963	38.004	226.4
9	10'18.370	19.413	31.044	23.863	25.646	227.8
10	1'41.989	23.160	30.177	23.582	25.070	230.7
11	1'41.870	23.260	30.077	23.578	24.955	228.8
12	1'41.794	23.221	30.177	23.450	24.946	229.7
13	1'41.977	23.192	29.985	23.616	25.184	229.7
14	1'42.027	23.134	30.008	23.803	25.082	231.2
15	1'42.141	23.158	30.134	23.805	25.044	231.7
16	1'44.586	* 23.121	31.041	24.352	26.072	* 231.2

17th 72		Taiyo FURUSATO		Honda Team Asia		JPN
Runs=2	Total laps=10	Full laps=7	Valid laps=7			
1	3'02.762	19.334	32.529	25.447	26.478	225.4
2	1'44.235	23.635	30.753	24.265	25.582	230.2
3	1'43.334	23.492	30.548	23.958	25.336	229.7
4	1'43.745	23.515	30.636	24.142	25.452	230.2
5	1'42.759	23.348	30.307	23.866	25.238	230.2
6	1'42.846	23.336	30.447	23.822	25.241	229.7
7	1'57.649	P 23.689	31.287	24.241	38.432	225.4
8	10'41.002	19.456	31.240	23.821	25.390	225.0
9	1'42.251	23.464	30.108	23.575	25.104	229.7
10	1'41.829	23.280	30.053	23.606	24.890	229.7
unfinished		23.271	30.069	23.569		229.7

18th 21		Ruche MOODLEY		DENSSI Racing - BOE		RSA
Runs=2	Total laps=17	Full laps=14	Valid laps=13			
1	1'57.007	19.967	32.753	25.740	26.284	214.2
2	1'52.846	23.456	31.342	32.338	25.710	226.8
3	1'44.799	23.480	30.888	24.943	25.488	231.2
4	1'43.829	23.320	30.788	24.417	25.304	232.7

Fastest Lap: Ryusei YAMANAKA (FRINSA - MT Helmets - JPN) 1'40.851 (22.983, 29.759, 23.432, 24.677)

These data/results cannot be reproduced, stored and/or transmitted in whole or in part by any manner of electronic, mechanical, photocopying, recording, broadcasting or otherwise now known or herein after developed without the previous express consent by the copyright owner, except for reproduction in daily press and regular printed publications on sale to the public within 60 days of the event related to those data/results and always provided that copyright symbol appears together as follows below.

© DORNA, 2025

Official MotoGP Timing by TISSOT

www.motogp.com

Buriram, Friday, February 28, 2025

Page 3 of 5



Free Practice Nr. 1

Moto3™

Lap	Lap Time	T1	T2	T3	T4	Speed
5	1'49.789	26.359	33.517	24.464	25.449	223.1
6	1'43.892	23.375	30.673	24.566	25.278	231.2
7	1'43.149	23.144	30.490	24.190	25.325	233.7
8	1'43.937	23.410	30.601	24.500	25.426	232.2
9	1'42.850	23.067	30.445	24.109	25.229	235.2
10	1'43.935 *	23.303	30.601	24.548 *	25.483	229.2
11	1'44.578	24.032	30.823	24.334	25.389	227.8
12	1'55.732 P	23.465	30.639	24.460	37.168	230.7
13	7'15.317	18.678	30.372	23.909	25.305	229.7
14	1'42.031	23.050	30.076	23.826	25.079	235.2
15	1'42.516	23.612	30.023	23.918	24.963	231.7
16	1'41.969	23.047	29.995	23.892	25.035	233.7
17	1'47.519	23.391	31.815	27.274	25.039	230.7

19th 94 **Guido PINI** Liqui Moly Dynavolt Int ITA
Runs=2 Total laps=18 Full laps=15 Valid laps=12

1	2'15.876	20.221	33.007	25.957	26.466	220.4
2	1'46.016	23.690	31.520	24.978	25.828	230.7
3	1'44.667 *	23.588 *	30.925	24.580	25.574	229.2
4	1'43.614 *	23.406	30.566	24.226	25.416 *	231.2
5	1'43.309	23.277	30.506	24.193	25.333	231.2
6	1'43.799	23.347	30.672	24.301	25.479	229.7
7	1'43.421 *	23.310	30.531 *	24.199	25.381	229.7
8	1'43.449	23.276	30.495	24.172	25.506	230.2
9	1'43.269	23.301	30.523	24.035	25.410	231.2
10	1'58.342 P	23.513	31.167	24.503	39.159	230.7
11	5'46.863	19.111	30.742	24.156	25.352	225.4
12	1'42.484	23.251	30.284	23.746	25.203	231.2
13	1'42.391	23.145	30.161	23.892	25.193	229.7
14	1'42.237	23.202	30.079	23.862	25.094	230.7
15	1'42.401	23.277	30.177	23.843	25.104	230.7
16	1'42.413	23.110	30.116	23.934	25.253	230.2
17	1'42.284	23.139	30.188	23.845	25.112	231.2
18	1'42.293	23.123	30.081	23.781	25.308	231.2

20th 78 **Joel ESTEBAN** Red Bull KTM Tech3 SPA
Runs=2 Total laps=15 Full laps=12 Valid laps=12

1	1'53.770	19.368	31.988	25.543	26.205	225.9
2	1'43.709	23.616	30.516	24.289	25.288	234.2
3	1'42.523	23.272	30.111	23.962	25.178	233.7
4	1'42.357	23.166	30.320	23.816	25.055	234.7
5	1'42.505	23.170	30.088	23.854	25.393	235.2
6	1'42.501	23.224	30.058	23.817	25.402	234.2
7	1'42.947	23.314	30.433	23.840	25.360	231.7
8	1'42.395	23.252	30.219	23.684	25.240	231.7
9	1'42.453	23.128	30.210	23.776	25.339	232.7
10	1'57.142 P	23.594	31.775	24.825	36.948	225.4
11	11'40.103	19.265	30.514	23.846	25.206	225.4
12	1'42.659	23.348	30.101	24.081	25.129	230.2
13	1'42.290	23.205	30.063	23.738	25.284	231.7
14	1'45.777	23.195	30.004	24.521	28.057	232.2
15	1'42.330	23.220	30.196	23.705	25.209	232.2

21st 14 **Cormac BUCHANAN** DENSSI Racing - BOE NZE
Runs=2 Total laps=16 Full laps=13 Valid laps=12

Lap	Lap Time	T1	T2	T3	T4	Speed
1	2'48.143	20.369	32.917	25.782	26.715	221.7
2	1'46.162	23.797	31.026	25.120	26.219	230.2
3	1'44.928 *	23.591 *	30.759	24.501	26.077	230.2
4	1'44.889	23.838	30.990	24.471	25.590	227.3
5	1'43.317	23.277	30.384	24.107	25.549	232.2
6	1'44.364	23.333	30.721	24.432	25.878	231.2
7	1'44.114	23.408	30.435	24.287	25.984	229.7
8	1'44.025	23.414	30.444	24.324	25.843	230.2
9	1'43.878	23.487	30.467	24.219	25.705	230.2
10	1'43.385	23.341	30.288	24.146	25.610	230.7
11	2'01.548 P	23.515	31.467	24.964 *	41.602	228.3
12	9'15.397 *	20.211	30.447	24.266 *	25.624 *	228.3
13	1'42.509	23.236	30.110	23.846	25.317	231.7
14	1'42.659	23.265	30.098	23.863	25.433	230.2
15	1'46.197	23.289	30.107	27.191	25.610	230.7
16	1'42.977	23.136	30.366	23.952	25.523	233.2

22nd 8 **Eddie O'SHEA** GRYD - Mlav Racing GBR
Runs=2 Total laps=17 Full laps=14 Valid laps=13

1	1'48.497	21.060	32.422	25.314	26.047	224.0
2	1'45.111	23.880	30.820	24.581	25.830	227.8
3	1'43.919	23.462	30.664	24.229	25.564	232.2
4	1'43.608	23.594	30.599	24.013	25.402	227.8
5	1'43.715	23.474	30.376	24.289	25.576	228.3
6	1'43.165	23.304	30.228	24.212	25.421	229.7
7	1'44.502	24.405	30.741	24.057	25.299	225.4
8	1'44.098	23.347	30.588	24.853	25.310	229.7
9	1'43.314	23.470	30.313	24.108	25.423	228.3
10	1'43.337	23.422	30.583	23.970	25.362	231.2
11	2'03.979 P	24.292	31.279	24.564	43.844	218.6
12	8'24.058	19.876	32.149	23.873	25.010	225.0
13	1'42.712 *	23.290	30.089	24.220 *	25.113 *	230.2
14	1'43.218	23.186	30.756	24.022	25.254	231.2
15	1'42.605	23.348	30.147	23.966	25.144	229.2
16	1'44.543	23.439	30.491	24.371	26.242	227.3
17	1'42.855	23.274	30.620	23.839	25.122	231.7

23rd 89 **Marcos URIARTE** GRYD - Mlav Racing SPA
Runs=2 Total laps=16 Full laps=13 Valid laps=8

1	1'47.879	21.459	32.241	25.380	26.057	219.5
2	1'45.331 *	23.917	31.033	24.582	25.799 *	225.0
3	1'44.638	23.727	30.934	24.265	25.712	225.9
4	1'44.092	23.658	30.427	24.300	25.707	225.9
5	1'43.386	23.396	30.454	24.165	25.371	231.7
6	1'42.898	23.350	30.390	23.922	25.236	231.2
7	1'43.645 *	23.593	30.549	23.963 *	25.540	227.3
8	1'43.523	23.538	30.814	23.870	25.301	227.8
9	1'43.041	23.331	30.337	23.893	25.480	229.7
10	1'59.252 P	23.500	30.445	24.987	40.320	227.8
11	10'12.733	19.858	30.441	23.774	25.178	226.4
12	1'43.120 *	23.512	30.347	23.806 *	25.455 *	227.3
13	1'44.403 *	23.527	31.416	23.904 *	25.556	224.5
14	1'42.884	23.490	30.395	23.792	25.207	226.4
15	1'42.986	23.444	30.203	23.947	25.392	227.3
16	1'43.359 *	23.464	30.267	24.074	25.554 *	226.4

Fastest Lap:	Ryusei YAMANAKA	FRINSA - MT Helmets - JPN	1'40.851	22.983	29.759	23.432	24.677
---------------------	-----------------	---------------------------	-----------------	--------	--------	--------	--------

These data/results cannot be reproduced, stored and/or transmitted in whole or in part by any manner of electronic, mechanical, photocopying, recording, broadcasting or otherwise now known or herein after developed without the previous express consent by the copyright owner, except for reproduction in daily press and regular printed publications on sale to the public within 60 days of the event related to those data/results and always provided that copyright symbol appears together as follows below.

© DORNA, 2025

Official MotoGP Timing by TISSOT

www.motogp.com

Buriram, Friday, February 28, 2025

Page 4 of 5



Free Practice Nr. 1

Moto3™

Lap	Lap Time	T1	T2	T3	T4	Speed	Lap	Lap Time	T1	T2	T3	T4	Speed			
24th 34 Jakob ROSENTHALER CFMOTO Gaviota Aspar AUT Runs=3 Total laps=16 Full laps=11 Valid laps=7							17	1'44.863	*	23.391	30.951	24.470	*	26.051	*	228.8
1	1'53.154	21.202	34.073	26.520	26.865	218.1										
2	2'02.646	P 24.134	31.765	25.589	41.158	229.2										
3	2'32.948	23.876	31.826	25.626	26.486	223.1										
4	1'46.051	23.893	31.373	25.116	25.669	229.2										
5	1'44.855	* 23.563	30.908	24.789	* 25.595	232.2										
6	1'44.785	* 23.576	31.044	24.712	* 25.453	228.8										
7	1'43.513	23.446	30.520	24.233	25.314	231.7										
8	1'44.000	23.464	30.743	24.363	25.430	231.2										
9	1'43.868	23.525	30.529	24.382	25.432	231.2										
10	1'44.282	23.573	30.437	24.383	25.889	230.2										
11	1'57.683	P 23.643	30.580	24.287	39.173	231.7										
12	9'05.982	* 21.211	31.265	25.082	* 26.036	223.1										
13	1'44.103	23.672	30.804	24.162	25.465	227.8										
14	1'43.344	* 23.527	30.354	24.135	* 25.328	229.7										
15	1'43.275	23.343	30.383	24.183	25.366	230.2										
16	1'43.881	* 23.438	30.563	24.337	* 25.543	230.7										
25th 73 Valentin PERRONE Red Bull KTM Tech3 ARG Runs=2 Total laps=14 Full laps=11 Valid laps=7																
1	1'56.503	19.960	32.621	25.416	26.569	225.4										
2	1'45.530	23.517	31.122	25.061	25.830	232.2										
3	1'44.530	23.324	30.919	24.602	25.685	230.7										
4	1'43.888	23.378	30.645	24.359	25.506	230.7										
5	1'44.193	23.300	30.799	24.496	25.598	229.7										
6	1'42.978	* 23.097	30.521	23.978	25.382	* 231.2										
7	1'42.683	* 23.176	30.457	23.833	25.217	* 230.7										
8	1'42.865	* 23.138	30.364	24.034	* 25.329	232.7										
9	1'56.209	P 23.231	30.410	24.396	38.172	231.7										
10	13'10.115	19.527	31.279	24.220	25.342	222.2										
11	1'43.071	* 23.349	30.485	24.006	* 25.231	228.8										
12	1'43.539	23.270	30.552	23.991	25.726	230.7										
13	1'45.864	23.180	30.459	24.738	27.487	230.7										
14	1'43.608	23.464	30.537	24.064	25.543	229.2										
26th 11 Adrián CRUCES CIP Green Power SPA Runs=2 Total laps=17 Full laps=14 Valid laps=9																
1	2'53.096	19.572	32.861	25.548	26.439	218.6										
2	1'45.068	23.739	30.782	24.620	25.927	230.2										
3	1'44.561	* 23.580	* 30.530	24.534	25.917	229.2										
4	1'44.786	23.541	30.651	24.809	25.785	230.2										
5	1'44.457	* 23.465	30.844	24.623	* 25.525	229.7										
6	1'44.029	23.505	30.628	24.470	25.426	227.8										
7	1'46.028	23.416	32.498	24.624	25.490	227.3										
8	1'44.248	23.456	30.667	24.369	25.756	229.7										
9	1'43.928	23.434	30.742	24.270	25.482	229.2										
10	1'45.524	24.332	31.209	24.535	25.448	210.9										
11	1'43.769	* 23.337	30.504	24.382	* 25.546	228.8										
12	2'01.566	P 23.852	31.160	24.659	* 41.895	224.5										
13	6'38.494	19.486	31.032	25.960	25.887	225.9										
14	1'43.684	23.522	30.239	24.243	25.680	230.7										
15	1'43.223	* 23.270	30.587	24.099	* 25.267	228.8										
16	1'45.118	23.443	31.200	24.802	25.673	227.3										

Fastest Lap: Ryusei YAMANAKA FRINSA - MT Helmets - JPN **1'40.851** 22.983 29.759 23.432 24.677

These data/results cannot be reproduced, stored and/or transmitted in whole or in part by any manner of electronic, mechanical, photocopying, recording, broadcasting or otherwise now known or herein after developed without the previous express consent by the copyright owner, except for reproduction in daily press and regular printed publications on sale to the public within 60 days of the event related to those data/results and always provided that copyright symbol appears together as follows below.

© DORNA, 2025

Official MotoGP Timing by  TISSOT

www.motogp.com

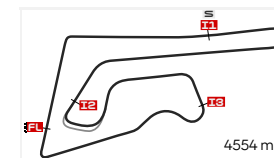
Buriram, Friday, February 28, 2025

Page 5 of 5

BEST PARTIAL TIMES

PT GRAND PRIX OF THAILAND

FREE PRACTICE NR. 1



Chang International Circuit

IT Ideal Lap Time, sum of the best partial times

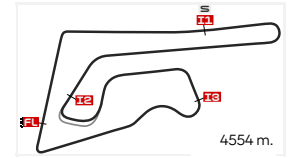
BT Best Lap Time

Pos	T1		T2		T3		T4		Pos	Rider	IT	BT	
	Rider	Time	Rider	Time	Rider	Time	Rider	Time					
1	R.YAMANAKA	22.883	A.PIQUERAS	29.669	J.RUEDA	23.352	R.YAMANAKA	24.677	1	R.YAMANAKA	1'40.751	1'40.851	(1)
2	J.RUEDA	22.918	L.LUNETTA	29.714	D.FOGGIA	23.421	D.ALMANSA	24.681	2	J.RUEDA	1'40.782	1'40.901	(2)
3	M.BERTELLE	22.953	D.ALMANSA	29.721	S.NEPA	23.426	J.RUEDA	24.692	3	D.ALMANSA	1'40.912	1'41.154	(5)
4	R.ROSSI	22.954	J.KELSO	29.742	R.YAMANAKA	23.432	M.BERTELLE	24.717	4	M.BERTELLE	1'40.939	1'41.017	(3)
5	A.PIQUERAS	22.986	R.YAMANAKA	29.759	T.BUASRI	23.450	L.LUNETTA	24.747	5	L.LUNETTA	1'40.986	1'41.098	(4)
6	D.ALMANSA	22.991	M.BERTELLE	29.788	J.KELSO	23.461	A.PIQUERAS	24.792	6	S.NEPA	1'41.173	1'41.289	(7)
7	N.CARRARO	23.024	A.FERNANDEZ	29.805	M.BERTELLE	23.481	D.FOGGIA	24.831	7	A.PIQUERAS	1'41.184	1'41.519	(11)
8	L.LUNETTA	23.035	S.OGDEN	29.812	L.LUNETTA	23.490	S.NEPA	24.836	8	D.FOGGIA	1'41.208	1'41.290	(8)
9	S.OGDEN	23.037	J.RUEDA	29.820	N.CARRARO	23.513	A.FERNANDEZ	24.847	9	J.KELSO	1'41.236	1'41.236	(6)
10	A.CARPE	23.041	D.MUÑOZ	29.839	D.ALMANSA	23.519	J.KELSO	24.871	10	S.OGDEN	1'41.252	1'41.374	(9)
11	S.NEPA	23.045	N.CARRARO	29.863	S.OGDEN	23.522	S.OGDEN	24.881	11	A.FERNANDEZ	1'41.383	1'41.404	(10)
12	R.MOODLEY	23.047	S.NEPA	29.866	D.MUÑOZ	23.548	T.FURUSATO	24.890	12	N.CARRARO	1'41.413	1'41.755	(15)
13	A.FERNANDEZ	23.059	A.CARPE	29.868	T.FURUSATO	23.569	T.BUASRI	24.946	13	T.BUASRI	1'41.502	1'41.794	(16)
14	D.FOGGIA	23.076	D.FOGGIA	29.880	A.FERNANDEZ	23.672	A.CARPE	24.951	14	R.ROSSI	1'41.559	1'41.653	(13)
15	D.MUÑOZ	23.095	R.ROSSI	29.938	R.ROSSI	23.672	R.MOODLEY	24.963	15	D.MUÑOZ	1'41.581	1'41.687	(14)
16	V.PERRONE	23.097	T.BUASRI	29.985	J.ESTEBAN	23.684	R.ROSSI	24.995	16	A.CARPE	1'41.592	1'41.620	(12)
17	G.PINI	23.110	R.MOODLEY	29.995	A.CARPE	23.732	E.O'SHEA	25.010	17	T.FURUSATO	1'41.783	1'41.829	(17)
18	T.BUASRI	23.121	J.ESTEBAN	30.004	A.PIQUERAS	23.737	N.CARRARO	25.013	18	R.MOODLEY	1'41.831	1'41.969	(18)
19	J.ESTEBAN	23.128	T.FURUSATO	30.053	G.PINI	23.746	J.ESTEBAN	25.055	19	J.ESTEBAN	1'41.871	1'42.290	(20)
20	C.BUCHANAN	23.136	G.PINI	30.079	M.URIARTE	23.774	G.PINI	25.094	20	G.PINI	1'42.029	1'42.237	(19)
21	J.KELSO	23.162	E.O'SHEA	30.089	R.MOODLEY	23.826	D.MUÑOZ	25.099	21	E.O'SHEA	1'42.124	1'42.605	(22)
22	E.O'SHEA	23.186	C.BUCHANAN	30.098	V.PERRONE	23.833	M.URIARTE	25.178	22	C.BUCHANAN	1'42.397	1'42.509	(21)
23	A.CRUCES	23.270	M.URIARTE	30.203	E.O'SHEA	23.839	V.PERRONE	25.231	23	M.URIARTE	1'42.486	1'42.884	(23)
24	T.FURUSATO	23.271	A.CRUCES	30.239	C.BUCHANAN	23.846	A.CRUCES	25.267	24	V.PERRONE	1'42.525	1'43.539	(25)
25	M.URIARTE	23.331	J.ROSENTHALER	30.354	J.ROSENTHALER	24.162	J.ROSENTHALER	25.314	25	A.CRUCES	1'43.019	1'43.684	(26)

These data/results cannot be reproduced, stored and/or transmitted in whole or in part by any manner of electronic, mechanical, photocopying, recording, broadcasting or otherwise now known or herein after developed without the previous express consent by the copyright owner, except for reproduction in daily press and regular printed publications on sale to the public within 60 days of the event related to those data/results and always provided that copyright symbol appears together as follows below.

© DORNA, 2025

BEST PARTIAL TIMES
PT GRAND PRIX OF THAILAND
FREE PRACTICE NR. 1



Chang International Circuit

IT Ideal Lap Time, sum of the best partial times
BT Best Lap Time

Pos	T1		T2		T3		T4		Pos	Rider	IT	BT
	Rider	Time	Rider	Time	Rider	Time	Rider	Time				
26	J.ROSENTHALE	23.343	V.PERRONE	30.364	A.CRUCES	24.243	C.BUCHANAN	25.317	26	J.ROSENTHALER	1'43.173	1'43.275 (24)

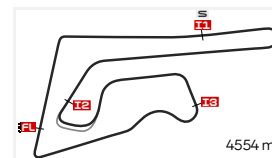
These data/results cannot be reproduced, stored and/or transmitted in whole or in part by any manner of electronic, mechanical, photocopying, recording, broadcasting or otherwise now known or herein after developed without the previous express consent by the copyright owner, except for reproduction in daily press and regular printed publications on sale to the public within 60 days of the event related to those data/results and always provided that copyright symbol appears together as follows below.

© DORNA, 2025

FASTEST LAPS SEQUENCE

PT GRAND PRIX OF THAILAND

FREE PRACTICE NR. 1



Chang International Circuit

<i>Practice Time</i>	<i>#</i>	<i>Rider</i>	<i>Nation</i>	<i>Motorcycle</i>	<i>Time</i>	<i>Km/h</i>	<i>Rider's Lap</i>
3'27.724	5	Tatchakorn BUASRI	THA	HONDA	1'43.849	157.8	2
3'37.180	22	David ALMANSA	SPA	HONDA	1'43.617	158.2	2
3'46.078	31	Adrian FERNANDEZ	SPA	HONDA	1'43.407	158.5	2
5'10.883	5	Tatchakorn BUASRI	THA	HONDA	1'43.159	158.9	3
5'19.806	22	David ALMANSA	SPA	HONDA	1'42.626	159.7	3
5'20.002	78	Joel ESTEBAN	SPA	KTM	1'42.523	159.9	3
7'01.802	22	David ALMANSA	SPA	HONDA	1'41.996	160.7	4
9'09.786	66	Joel KELSO	AUS	KTM	1'41.791	161.0	5
12'33.627	66	Joel KELSO	AUS	KTM	1'41.782	161.0	7
13'59.603	99	Jose Antonio RUEDA	SPA	KTM	1'41.711	161.1	8
15'41.164	99	Jose Antonio RUEDA	SPA	KTM	1'41.561	161.4	9
27'29.563	99	Jose Antonio RUEDA	SPA	KTM	1'41.288	161.8	12
29'10.574	99	Jose Antonio RUEDA	SPA	KTM	1'41.011	162.3	13
31'58.164	6	Ryusei YAMANAKA	JPN	KTM	1'40.851	162.5	14

These data/results cannot be reproduced, stored and/or transmitted in whole or in part by any manner of electronic, mechanical, photocopying, recording, broadcasting or otherwise now known or herein after developed without the previous express consent by the copyright owner, except for reproduction in daily press and regular printed publications on sale to the public within 60 days of the event related to those data/results and always provided that copyright symbol appears together as follows below.

© DORNA, 2025

Official MotoGP Timing by www.motogp.com

Buriram, Friday, February 28, 2025