
 4806 m.  
Termas de Río Hondo

# CLASSIFICATION

## GRAN PREMIO YPF ENERGÍA DE ARGENTINA FREE PRACTICE NR. 2

#	Rider	Nation	Team	Motorcycle	Time	Lap Total	Gap	T. Speed
1	96 Jake DIXON	GBR	ELF Marc VDS Racing Team	BOSCOSCURO	<b>1'41.486</b>	3 17		<b>285.6</b>
2	7 Barry BALTUS	BEL	Fantic Racing LINO SONEGO	KALEX	<b>1'41.559</b>	11 14	0.073 0.073	<b>285.6</b>
3	44 Aron CANET	SPA	Fantic Racing LINO SONEGO	KALEX	<b>1'41.706</b>	12 12	0.220 0.147	<b>286.9</b>
4	18 Manuel GONZALEZ	SPA	LIQUI MOLY Dynavolt Intact GP	KALEX	<b>1'41.732</b>	11 17	0.246 0.026	<b>281.7</b>
5	53 Deniz ÖNCÜ	TUR	Red Bull KTM Ajo	KALEX	<b>1'41.826</b>	11 14	0.340 0.094	<b>289.5</b>
6	15 Darryn BINDER	RSA	ITALJET Gresini Moto2	KALEX	<b>1'41.837</b>	14 14	0.351 0.011	<b>284.9</b>
7	13 Celestino VIETTI	ITA	Team HDR Heidrun	BOSCOSCURO	<b>1'41.857</b>	14 14	0.371 0.020	<b>288.2</b>
8	21 Alonso LOPEZ	SPA	Team HDR Heidrun	BOSCOSCURO	<b>1'41.868</b>	14 15	0.382 0.011	<b>284.9</b>
9	12 Filip SALAC	CZE	ELF Marc VDS Racing Team	BOSCOSCURO	<b>1'41.882</b>	11 14	0.396 0.014	<b>285.6</b>
10	81 Senna AGIUS	AUS	LIQUI MOLY Dynavolt Intact GP	KALEX	<b>1'41.951</b>	14 18	0.465 0.069	<b>282.3</b>
11	84 Zonta VD GOORBERGH	NED	RW - Idrofoglia Racing GP	KALEX	<b>1'41.956</b>	12 14	0.470 0.005	<b>284.9</b>
12	24 Marcos RAMIREZ	SPA	OnlyFans American Racing Team	KALEX	<b>1'42.011</b>	11 15	0.525 0.055	<b>284.3</b>
13	11 Alex ESCRIG	SPA	KLINT Forward Factory Team	FORWARD	<b>1'42.042</b>	10 14	0.556 0.031	<b>286.9</b>
14	14 Tony ARBOLINO	ITA	BLU CRU Pramac Yamaha Moto2	BOSCOSCURO	<b>1'42.064</b>	15 15	0.578 0.022	<b>290.9</b>
15	75 Albert ARENAS	SPA	ITALJET Gresini Moto2	KALEX	<b>1'42.083</b>	6 13	0.597 0.019	<b>284.9</b>
16	80 David ALONSO	COL	CFMOTO Inde Aspar Team	KALEX	<b>1'42.260</b>	6 17	0.774 0.177	<b>286.9</b>
17	16 Joe ROBERTS	USA	OnlyFans American Racing Team	KALEX	<b>1'42.270</b>	11 14	0.784 0.010	<b>281.1</b>
18	10 Diogo MOREIRA	BRA	Italtrans Racing Team	KALEX	<b>1'42.276</b>	13 13	0.790 0.006	<b>286.2</b>
19	27 Daniel HOLGADO	SPA	CFMOTO Inde Aspar Team	KALEX	<b>1'42.314</b>	15 18	0.828 0.038	<b>284.3</b>
20	71 Ayumu SASAKI	JPN	RW - Idrofoglia Racing GP	KALEX	<b>1'42.339</b>	3 14	0.853 0.025	<b>286.2</b>
21	99 Adrian HUERTAS	SPA	Italtrans Racing Team	KALEX	<b>1'42.383</b>	10 14	0.897 0.044	<b>288.9</b>
22	95 Collin VEIJER	NED	Red Bull KTM Ajo	KALEX	<b>1'42.566</b>	14 15	1.080 0.183	<b>288.2</b>
23	64 Mario AJI	INA	Idemitsu Honda Team Asia	KALEX	<b>1'42.648</b>	2 14	1.162 0.082	<b>279.2</b>
24	28 Izan GUEVARA	SPA	BLU CRU Pramac Yamaha Moto2	BOSCOSCURO	<b>1'42.855</b>	14 17	1.369 0.207	<b>286.9</b>
25	9 Jorge NAVARRO	SPA	KLINT Forward Factory Team	FORWARD	<b>1'43.015</b>	3 16	1.529 0.160	<b>286.2</b>
26	4 Ivan ORTOLA	SPA	QJMOTOR - FRINSA - MSI	BOSCOSCURO	<b>1'43.172</b>	16 17	1.686 0.157	<b>286.2</b>
27	92 Yuki KUNII	JPN	Idemitsu Honda Team Asia	KALEX	<b>1'43.333</b>	7 14	1.847 0.161	<b>286.2</b>
28	66 Oscar GUTIERREZ	SPA	QJMOTOR - FRINSA - MSI	BOSCOSCURO	<b>1'43.920</b>	9 14	2.434 0.587	<b>283.6</b>

Practice condition: Dry

Air: 19°

Humidity: 80%

Ground: 23°

**Fastest Lap:**

Lap: 3	Jake DIXON	1'41.486	170.4 Km/h
2022	Celestino VIETTI	1'42.829	168.2 Km/h
2025	Jake DIXON	1'41.486	170.4 Km/h

**Best Race Lap:**
**All-Time Lap Record:**

The results are provisional until the end of the limit for protest and appeals.

Time limit for protest expires 60' after publication of the results - ..... Time: .....

These data/results cannot be reproduced, stored and/or transmitted in whole or in part by any manner of electronic, mechanical, photocopying, recording, broadcasting or otherwise now known or herein after developed without the previous express consent by the copyright owner, except for reproduction in daily press and regular printed publications on sale to the public within 60 days of the event related to those data/results and always provided that copyright symbol appears together as follows below.

© DORNA, 2025

Official MotoGP Timing by

www.motogp.com

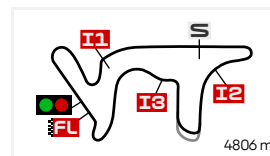
Termas de Río Hondo, Saturday, March 15, 2025

**Nicolas TORTONE**
**10:13**

# COMBINED PRACTICE TIMES

## GRAN PREMIO YPF ENERGÍA DE ARGENTINA

### FREE PRACTICE NR. 2



Termas de Río Hondo

#	Rider	Nation	Team	Motorcycle	FP1	FP2	Gap
1	96 J.DIXON	GBR	ELF Marc VDS Racing Team	BOSCOSCURO	1'44.445 13	<b>1'41.486</b> 3	
2	7 B.BALTUS	BEL	Fantic Racing LINO SONEGO	KALEX	1'46.310 17	<b>1'41.559</b> 11	0.073 0.073
3	44 A.CANET	SPA	Fantic Racing LINO SONEGO	KALEX	1'44.515 7	<b>1'41.706</b> 12	0.220 0.147
4	18 M.GONZALEZ	SPA	LIQUI MOLY Dynavolt Intact GP	KALEX	1'44.147 10	<b>1'41.732</b> 11	0.246 0.026
5	53 D.ÖNCÜ	TUR	Red Bull KTM Ajo	KALEX	1'45.229 10	<b>1'41.826</b> 11	0.340 0.094
6	15 D.BINDER	RSA	ITALJET Gresini Moto2	KALEX	1'45.082 13	<b>1'41.837</b> 14	0.351 0.011
7	13 C.VIETTI	ITA	Team HDR Heidrun	BOSCOSCURO	1'46.008 14	<b>1'41.857</b> 14	0.371 0.020
8	21 A.LOPEZ	SPA	Team HDR Heidrun	BOSCOSCURO	1'45.564 14	<b>1'41.868</b> 14	0.382 0.011
9	12 F.SALAC	CZE	ELF Marc VDS Racing Team	BOSCOSCURO	1'45.935 13	<b>1'41.882</b> 11	0.396 0.014
10	81 S.AGIUS	AUS	LIQUI MOLY Dynavolt Intact GP	KALEX	1'46.505 15	<b>1'41.951</b> 14	0.465 0.069
11	84 Z.VD GOORBERGH	NED	RW - Idrofoglia Racing GP	KALEX	1'46.119 12	<b>1'41.956</b> 12	0.470 0.005
12	24 M.RAMIREZ	SPA	OnlyFans American Racing Team	KALEX	1'45.371 19	<b>1'42.011</b> 11	0.525 0.055
13	11 A.ESCRIG	SPA	KLINT Forward Factory Team	FORWARD	1'45.720 14	<b>1'42.042</b> 10	0.556 0.031
14	14 T.ARBOLINO	ITA	BLU CRU Pramac Yamaha Moto2	BOSCOSCURO	1'44.236 16	<b>1'42.064</b> 15	0.578 0.022
15	75 A.ARENAS	SPA	ITALJET Gresini Moto2	KALEX	1'45.599 13	<b>1'42.083</b> 6	0.597 0.019
16	80 D.ALONSO	COL	CFMOTO Inde Aspar Team	KALEX	1'45.866 16	<b>1'42.260</b> 6	0.774 0.177
17	16 J.ROBERTS	USA	OnlyFans American Racing Team	KALEX	1'46.076 18	<b>1'42.270</b> 11	0.784 0.010
18	10 D.MOREIRA	BRA	Italtrans Racing Team	KALEX	1'44.617 9	<b>1'42.276</b> 13	0.790 0.006
19	27 D.HOLGADO	SPA	CFMOTO Inde Aspar Team	KALEX	1'47.241 17	<b>1'42.314</b> 15	0.828 0.038
20	71 A.SASAKI	JPN	RW - Idrofoglia Racing GP	KALEX	1'46.277 18	<b>1'42.339</b> 3	0.853 0.025
21	99 A.HUERTAS	SPA	Italtrans Racing Team	KALEX	1'46.235 18	<b>1'42.383</b> 10	0.897 0.044
22	95 C.VEIJER	NED	Red Bull KTM Ajo	KALEX	1'47.053 17	<b>1'42.566</b> 14	1.080 0.183
23	64 M.AJI	INA	Idemitsu Honda Team Asia	KALEX	1'44.627 16	<b>1'42.648</b> 2	1.162 0.082
24	28 I.GUEVARA	SPA	BLU CRU Pramac Yamaha Moto2	BOSCOSCURO	1'45.720 14	<b>1'42.855</b> 14	1.369 0.207
25	9 J.NAVARRO	SPA	KLINT Forward Factory Team	FORWARD	1'46.681 15	<b>1'43.015</b> 3	1.529 0.160
26	4 I.ORTOLA	SPA	QJMOTOR - FRINSA - MSI	BOSCOSCURO	1'47.005 17	<b>1'43.172</b> 16	1.686 0.157
27	92 Y.KUNII	JPN	Idemitsu Honda Team Asia	KALEX	1'46.756 17	<b>1'43.333</b> 7	1.847 0.161
28	66 O.GUTIERREZ	SPA	QJMOTOR - FRINSA - MSI	BOSCOSCURO		<b>1'43.920</b> 9	2.434 0.587

<b>Pole Position Record:</b>	2023	<b>Alonso LOPEZ</b>	<b>1'42.472</b>	168.8 Km/h
<b>Best Race Lap:</b>	2022	<b>Celestino VIETTI</b>	<b>1'42.829</b>	168.2 Km/h
<b>All Time Lap Record:</b>	2025	<b>Jake DIXON</b>	<b>1'41.486</b>	170.4 Km/h

The results are provisional until the end of the limit for protest and appeals.

Time limit for protest expires 60' after publication of the results - **Nicolas TORTONE** ..... Time: **10:13**

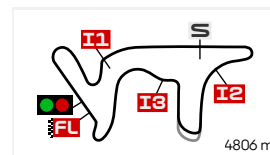
These data/results cannot be reproduced, stored and/or transmitted in whole or in part by any manner of electronic, mechanical, photocopying, recording, broadcasting or otherwise now known or herein after developed without the previous express consent by the copyright owner, except for reproduction in daily press and regular printed publications on sale to the public within 60 days of the event related to those data/results and always provided that copyright symbol appears together as follows below.

© DORNA, 2025

Official MotoGP Timing by

www.motogp.com

Termas de Río Hondo, Saturday, March 15, 2025



Termas de Río Hondo

# TOP SPEED & AVERAGE

## GRAN PREMIO YPF ENERGÍA DE ARGENTINA

### FREE PRACTICE NR. 2

#	Rider	Nation	Motorcycle	Top 5 speeds					Average	Top
14	<b>Tony ARBOLINO</b>	ITA	BOSCOSCURO	290.9	287.5	286.9	286.9	285.6	287.6	<b>290.9</b>
53	<b>Deniz ÖNCÜ</b>	TUR	KALEX	289.5	288.2	287.5	287.5	286.9	287.9	<b>289.5</b>
99	<b>Adrian HUERTAS</b>	SPA	KALEX	288.9	286.9	286.2	284.3	283.0	285.4	<b>288.9</b>
13	<b>Celestino VIETTI</b>	ITA	BOSCOSCURO	288.2	287.5	286.9	286.2	286.2	287.0	<b>288.2</b>
95	<b>Collin VEIJER</b>	NED	KALEX	288.2	286.9	286.2	285.6	285.6	286.5	<b>288.2</b>
11	<b>Alex ESCRIG</b>	SPA	FORWARD	286.9	284.9	284.3	284.3	283.6	284.6	<b>286.9</b>
28	<b>Izan GUEVARA</b>	SPA	BOSCOSCURO	286.9	284.9	284.9	284.3	283.6	284.7	<b>286.9</b>
44	<b>Aron CANET</b>	SPA	KALEX	286.9	281.1	280.4	279.8	279.8	281.6	<b>286.9</b>
80	<b>David ALONSO</b>	COL	KALEX	286.9	286.2	286.2	285.6	285.6	286.1	<b>286.9</b>
4	<b>Ivan ORTOLA</b>	SPA	BOSCOSCURO	286.2	284.9	284.9	284.3	283.6	284.1	<b>286.2</b>
9	<b>Jorge NAVARRO</b>	SPA	FORWARD	286.2	283.6	283.6	283.0	282.3	283.5	<b>286.2</b>
10	<b>Diogo MOREIRA</b>	BRA	KALEX	286.2	286.2	285.6	285.6	283.0	285.3	<b>286.2</b>
71	<b>Ayumu SASAKI</b>	JPN	KALEX	286.2	285.6	284.9	284.3	283.6	284.5	<b>286.2</b>
92	<b>Yuki KUNII</b>	JPN	KALEX	286.2	284.9	283.6	283.0	283.0	284.1	<b>286.2</b>
7	<b>Barry BALTUS</b>	BEL	KALEX	285.6	284.9	283.0	281.7	281.7	283.1	<b>285.6</b>
12	<b>Filip SALAC</b>	CZE	BOSCOSCURO	285.6	284.3	283.0	283.0	283.0	283.8	<b>285.6</b>
96	<b>Jake DIXON</b>	GBR	BOSCOSCURO	285.6	285.6	284.3	284.3	284.3	284.7	<b>285.6</b>
15	<b>Darryn BINDER</b>	RSA	KALEX	284.9	284.3	283.0	282.3	281.7	282.8	<b>284.9</b>
21	<b>Alonso LOPEZ</b>	SPA	BOSCOSCURO	284.9	284.9	284.3	283.6	282.3	283.4	<b>284.9</b>
75	<b>Albert ARENAS</b>	SPA	KALEX	284.9	283.6	283.6	283.6	283.0	283.6	<b>284.9</b>
84	<b>Zonta VD GOORBERGH</b>	NED	KALEX	284.9	283.6	282.3	281.7	281.7	282.8	<b>284.9</b>
24	<b>Marcos RAMIREZ</b>	SPA	KALEX	284.3	283.6	283.0	281.7	281.7	282.7	<b>284.3</b>
27	<b>Daniel HOLGADO</b>	SPA	KALEX	284.3	284.3	283.6	283.6	283.0	283.6	<b>284.3</b>
66	<b>Oscar GUTIERREZ</b>	SPA	BOSCOSCURO	283.6	281.7	281.1	281.1	281.1	281.7	<b>283.6</b>
81	<b>Senna AGIUS</b>	AUS	KALEX	282.3	282.3	281.7	281.7	281.7	281.9	<b>282.3</b>
18	<b>Manuel GONZALEZ</b>	SPA	KALEX	281.7	281.7	281.7	281.1	279.8	280.5	<b>281.7</b>
16	<b>Joe ROBERTS</b>	USA	KALEX	281.1	280.4	280.4	279.8	279.8	280.2	<b>281.1</b>
64	<b>Mario AJI</b>	INA	KALEX	279.2	278.6	278.6	278.0	278.0	278.4	<b>279.2</b>

These data/results cannot be reproduced, stored and/or transmitted in whole or in part by any manner of electronic, mechanical, photocopying, recording, broadcasting or otherwise now known or herein after developed without the previous express consent by the copyright owner, except for reproduction in daily press and regular printed publications on sale to the public within 60 days of the event related to those data/results and always provided that copyright symbol appears together as follows below.

© DORNA, 2025

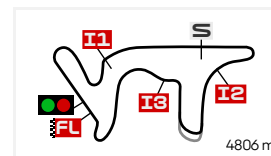
Official MotoGP Timing by [www.motogp.com](http://www.motogp.com)

Termas de Río Hondo, Saturday, March 15, 2025

## CHRONOLOGICAL ANALYSIS OF PERFORMANCES

### GRAN PREMIO YPF ENERGÍA DE ARGENTINA

#### FREE PRACTICE NR. 2



Termas de Río Hondo

\* Lap / Sector time cancelled  
P Crossing the finish line in pit lane

T1 Time from finish line to 1st intermediate  
T2 Time from 1st intermed. to 2nd intermed.

T3 Time from 2nd intermed. to 3rd intermed.  
T4 Time from 3rd intermediate to finish line

Lap	Lap Time	T1	T2	T3	T4	Speed	Lap	Lap Time	T1	T2	T3	T4	Speed	
<b>1st</b>	<b>96</b>	<b>Jake DIXON</b>					ELF Marc VDS Racing Te	GBR						
		Runs=1	Total laps=17	Full laps=16	Valid laps=16									
1	3'08.864	29.321	27.252	27.240	24.482	275.5	5	1'51.144 P	27.602	24.858	25.569	33.115	279.8	
2	1'42.473	27.811	25.003	25.652	24.007	282.3	6	5'38.474	34.445	25.233	25.774	24.290	278.6	
3	1'41.486	27.537	24.741	25.265	23.943	282.3	7	1'42.240	27.709	24.788	25.552	24.191	279.2	
4	1'42.119	27.506	25.178	25.427	24.008	284.3	8	1'42.245	27.648	24.899	25.484	24.214	280.4	
5	1'41.786	27.590	24.773	25.367	24.056	283.6	9	1'54.284 P	29.159	26.418	27.590	31.117	275.5	
6	1'41.741	27.556	24.843	25.280	24.062	281.7	10	6'06.855	28.351	24.920	25.767	24.362	279.2	
7	1'42.076	27.670	24.857	25.455	24.094	282.3	11	1'41.752	27.560	24.820	25.410	23.962	281.1	
8	1'41.997	27.654	24.893	25.382	24.068	283.0	12	1'41.706	27.467	24.725	25.478	24.036	286.9	
9	1'41.615	27.610	24.763	25.287	23.955	283.6								
10	1'41.535	27.522	24.859	25.157	23.997	283.6								
11	1'41.702	27.640	24.836	25.273	23.953	283.6								
12	1'41.648	27.545	24.857	25.266	23.980	285.6								
13	1'41.756	27.564	24.820	25.306	24.066	285.6								
14	1'41.891	27.668	24.893	25.341	23.989	284.3								
15	1'41.953	27.584	24.966	25.304	24.099	284.3								
16	1'41.854	27.634	24.858	25.355	24.007	284.3								
17	1'41.663	27.597	24.822	25.281	23.963	284.3								
<b>4th</b>	<b>18</b>	<b>Manuel GONZALEZ</b>					LIQUI MOLY Dynavolt	SPA						
		Runs=1	Total laps=17	Full laps=16	Valid laps=16									
1	3'14.544	29.358	26.419	27.014	24.536	272.5								
2	1'42.744	27.924	25.095	25.513	24.212	277.3								
3	1'42.017	27.609	24.811	25.538	24.059	278.6								
4	1'41.891	27.638	24.800	25.354	24.099	279.2								
5	1'42.158	27.643	24.864	25.536	24.115	279.8								
6	1'41.893	27.556	24.926	25.363	24.048	279.2								
7	1'41.939	27.655	24.816	25.383	24.085	279.8								
8	1'42.139	27.568	24.977	25.446	24.148	279.8								
9	1'41.996	27.637	24.872	25.381	24.106	279.8								
10	1'53.021	27.674	27.520	31.067	26.760	279.8								
11	1'41.732	27.600	24.874	25.255	24.003	278.6								
12	1'41.742	27.551	24.882	25.289	24.020	281.7								
13	1'41.885	27.528	24.875	25.331	24.151	281.7								
14	1'41.954	27.624	24.843	25.407	24.080	279.8								
15	1'51.836	31.119	26.396	28.981	25.340	278.0								
16	1'42.053	27.599	24.926	25.352	24.176	281.1								
17	1'44.449	27.686	25.090	25.468	26.205	281.7								
<b>5th</b>	<b>53</b>	<b>Deniz ÖNCÜ</b>					Red Bull KTM Ajo	TUR						
		Runs=2	Total laps=14	Full laps=11	Valid laps=11									
1	2'23.651	34.476	26.080	26.077	24.543	281.7								
2	1'44.517	27.819	24.873	27.458	24.367	287.5								
3	1'42.309	27.785	24.845	25.602	24.077	288.2								
4	1'42.113	27.575	24.728	25.568	24.242	289.5								
5	1'42.463	27.760	24.733	25.616	24.354	286.2								
6	1'43.554	28.036	25.242	26.106	24.170	287.5								
7	1'42.529	27.648	24.799	25.760	24.322	285.6								
8	1'42.752	27.734	24.903	25.823	24.292	284.3								
9	1'49.122 P	28.280	25.315	25.881	29.646	283.0								
10	7'50.404	33.032	25.258	25.666	24.144	282.3								
11	1'41.826	27.670	24.702	25.387	24.067	286.9								
12	1'41.918	27.603	24.765	25.495	24.055	284.9								
<b>3rd</b>	<b>44</b>	<b>Aron CANET</b>					Fantic Racing LINO SO	SPA						
		Runs=3	Total laps=12	Full laps=7	Valid laps=7									
1	2'56.741	29.292	25.431	26.388	25.071	276.1								
2	1'42.965	27.867	24.993	25.669	24.436	278.0								
3	1'42.080	27.710	24.830	25.461	24.079	279.8								
4	1'42.175	27.579	24.881	25.518	24.197	279.2								

<b>Fastest Lap:</b> Jake DIXON	GBR	ELF Marc VDS Racing Team	1'41.486	27.537	24.741	25.265	23.943
--------------------------------	-----	--------------------------	----------	--------	--------	--------	--------

These data/results cannot be reproduced, stored and/or transmitted in whole or in part by any manner of electronic, mechanical, photocopying, recording, broadcasting or otherwise now known or herein after developed without the previous express consent by the copyright owner, except for reproduction in daily press and regular printed publications on sale to the public within 60 days of the event related to those data/results and always provided that copyright symbol appears together as follows below.

© DORNA, 2025

Official MotoGP Timing by TISSOT

www.motogp.com

Termas de Río Hondo, Saturday, March 15, 2025

## Free Practice Nr. 2

Moto2™

Lap	Lap Time	T1	T2	T3	T4	Speed
13	<b>1'42.224</b>	27.658	24.732	25.657	24.177	286.2
14	<b>1'42.497</b>	27.783	24.874	25.705	24.135	285.6

6th		15	Darryn BINDER		ITALJET Gresini Moto2 RSA	
		Runs=2	Total laps=14	Full laps=11	Valid laps=11	
1	2'26.178	31.291	25.905	26.566	25.164	277.3
2	<b>1'43.287</b>	28.124	25.002	25.838	24.323	281.7
3	<b>1'42.625</b>	27.907	24.833	25.661	24.224	282.3
4	<b>1'42.543</b>	27.727	24.889	25.522	24.405	281.7
5	<b>1'44.434</b>	27.934	26.228	26.027	24.245	284.3
6	<b>1'42.415</b>	27.686	24.856	25.492	24.381	283.0
7	1'50.018 P	27.797	25.083	25.946	31.192	284.9
8	8'05.861	32.307	25.246	25.828	24.151	274.9
9	<b>1'42.273</b>	27.805	24.839	25.517	24.112	279.2
10	<b>1'42.144</b>	27.723	24.807	25.510	24.104	279.8
11	<b>1'42.338</b>	27.631	24.848	25.536	24.323	280.4
12	<b>1'42.959</b>	28.176	24.909	25.570	24.304	281.7
13	<b>1'42.273</b>	27.810	24.858	25.455	24.150	281.1
14	<b>1'41.837</b>	27.608	24.770	25.416	24.043	279.8

7th		13	Celestino VIETTI		Team HDR Heidrun ITA	
		Runs=2	Total laps=14	Full laps=11	Valid laps=11	
1	1'52.046	28.822	25.222	26.475	24.692	280.4
2	<b>1'43.272</b>	27.902	24.883	25.922	24.565	284.3
3	<b>1'45.441</b>	30.433	25.124	25.595	24.289	281.1
4	<b>1'42.340</b>	27.617	24.845	25.666	24.212	288.2
5	<b>1'43.382</b>	27.879	25.320	25.830	24.353	283.6
6	<b>1'42.404</b>	27.649	24.748	25.772	24.235	282.3
7	<b>1'47.318</b>	27.695	28.532	26.687	24.404	283.0
8	<b>1'42.504</b>	27.700	24.708	25.729	24.367	284.3
9	1'48.601 P	27.677	24.782	25.731	30.411	283.6
10	8'18.453	31.827	25.158	25.835	24.166	282.3
11	<b>1'41.865</b>	27.518	24.640	25.546	24.161	286.2
12	<b>1'45.551</b>	27.491	27.455	26.193	24.412	286.2
13	<b>1'41.934</b>	27.482	24.801	25.458	24.193	287.5
14	<b>1'41.857</b>	27.510	24.657	25.527	24.163	286.9

8th		21	Alonso LOPEZ		Team HDR Heidrun SPA	
		Runs=2	Total laps=15	Full laps=12	Valid laps=10	
1	1'51.299	29.175	25.461	26.319	24.719	276.7
2	<b>1'44.816</b>	28.007	25.744	26.296	24.769	281.1
3	<b>1'43.215</b>	28.055	25.076	25.726	24.358	280.4
4	<b>1'42.696</b>	27.832	25.106	25.564	24.194	281.7
5	1'53.311 P	29.584	24.914	26.784	32.029	284.9
6	6'53.721	30.014	25.254	25.703	24.156	279.2
7	<b>1'41.970</b>	27.738	24.728	25.417	24.087	282.3
8	<b>1'41.932</b>	27.675	24.880	25.334	24.043	282.3
9	<b>1'42.286</b>	27.664	24.934	25.484	24.204	282.3
10	<b>1'41.979</b>	27.718	24.832	25.395	24.034	281.7
11	1'43.455 *	27.723	24.896	25.623 *	25.213 *	281.7
12	1'48.677 *	27.826	24.959	28.349 *	27.543 *	282.3
13	<b>1'42.083</b>	27.803	24.765	25.410	24.105	284.3
14	<b>1'41.868</b>	27.744	24.850	25.327	23.947	284.9
15	<b>1'42.067</b>	27.738	24.871	25.368	24.090	283.6

Lap	Lap Time	T1	T2	T3	T4	Speed
9th	<b>12</b>	Filip SALAC		ELF Marc VDS Racing Te CZE		
		Runs=2	Total laps=14	Full laps=11	Valid laps=11	

1	3'07.307	28.295	25.695	25.944	24.469	276.7
2	<b>1'42.610</b>	27.794	24.907	25.724	24.185	279.8
3	<b>1'42.417</b>	27.738	24.886	25.525	24.268	281.1
4	<b>1'43.023</b>	27.595	25.154	25.991	24.283	281.1
5	<b>1'42.107</b>	27.597	24.785	25.574	24.151	284.3
6	<b>1'42.079</b>	27.592	24.860	25.457	24.170	283.0
7	<b>1'42.118</b>	27.589	24.887	25.517	24.125	283.0
8	<b>1'42.473</b>	27.687	24.900	25.637	24.249	281.7
9	1'54.086 P	27.657	29.968	26.891	29.570	282.3
10	6'52.079	28.869	26.465	25.708	24.175	279.2
11	<b>1'41.882</b>	27.529	24.872	25.494	23.987	283.0
12	<b>1'45.143</b>	27.619	26.928	26.268	24.328	281.7
13	<b>1'42.535</b>	27.580	24.818	25.577	24.560	285.6
14	<b>1'42.395</b>	27.644	25.019	25.496	24.236	281.1

10th		81	Senna AGIUS		LIQUI MOLY Dynavolt AUS	
		Runs=1	Total laps=18	Full laps=17	Valid laps=17	

1	2'18.259	29.177	25.714	26.511	25.021	274.9
2	<b>1'43.509</b>	28.221	25.109	25.703	24.476	278.6
3	<b>1'43.177</b>	28.174	24.961	25.544	24.498	280.4
4	<b>1'42.933</b>	27.962	25.029	25.499	24.443	280.4
5	<b>1'42.903</b>	27.819	25.122	25.637	24.325	279.8
6	<b>1'42.579</b>	27.721	24.954	25.591	24.313	281.7
7	<b>1'42.820</b>	27.870	25.104	25.580	24.266	279.2
8	<b>1'42.420</b>	27.782	24.942	25.486	24.210	279.8
9	<b>1'42.286</b>	27.851	24.874	25.416	24.145	281.1
10	<b>1'42.134</b>	27.703	24.922	25.376	24.133	279.8
11	<b>1'42.385</b>	27.794	24.929	25.441	24.221	281.1
12	<b>1'42.480</b>	27.804	24.917	25.540	24.219	280.4
13	<b>1'42.274</b>	27.736	24.964	25.446	24.128	281.7
14	<b>1'41.951</b>	27.622	24.829	25.418	24.082	282.3
15	<b>1'42.112</b>	27.662	24.806	25.385	24.259	281.1
16	<b>1'42.312</b>	27.823	24.947	25.386	24.156	280.4
17	<b>1'42.663</b>	27.751	25.134	25.535	24.243	281.7
18	<b>1'42.428</b>	27.803	24.836	25.425	24.364	282.3

11th		84	Zonta VD GOORBERGH		RW-Idrofoglia Racing G NED	
		Runs=2	Total laps=14	Full laps=11	Valid laps=11	

1	2'07.895	28.814	25.350	26.197	24.900	277.3
2	<b>1'42.899</b>	27.761	25.017	25.753	24.368	279.8
3	<b>1'42.497</b>	27.660	25.046	25.565	24.226	279.8
4	<b>1'42.226</b>	27.567	24.891	25.491	24.277	280.4
5	<b>1'42.494</b>	27.523	24.989	25.570	24.412	280.4
6	<b>1'42.397</b>	27.584	24.899	25.505	24.409	279.8
7	<b>1'42.373</b>	27.653	24.848	25.534	24.338	280.4
8	1'54.253 P	27.689	27.472	28.296 *	30.796	281.1
9	7'58.982	28.263	25.313	26.184	24.443	278.6
10	<b>1'44.515</b>	27.473	24.972	27.667	24.403	282.3
11	<b>1'47.781</b>	27.547	25.820	28.194	26.220	281.7
12	<b>1'41.956</b>	27.466	24.826	25.442	24.222	284.9
13	<b>1'48.076</b>	27.840	28.919	26.110	25.207	281.7
14	<b>1'42.559</b>	27.759	24.914	25.501	24.385	283.6

**Fastest Lap:** Jake DIXON GBR ELF Marc VDS Racing Team **1'41.486** 27.537 24.741 25.265 23.943

These data/results cannot be reproduced, stored and/or transmitted in whole or in part by any manner of electronic, mechanical, photocopying, recording, broadcasting or otherwise now known or herein after developed without the previous express consent by the copyright owner, except for reproduction in daily press and regular printed publications on sale to the public within 60 days of the event related to those data/results and always provided that copyright symbol appears together as follows below.

© DORNA, 2025

Official MotoGP Timing by  TISSOT

www.motogp.com

Termas de Río Hondo, Saturday, March 15, 2025

Page 2 of 5





## Free Practice Nr. 2

Moto2™

Lap	Lap Time	T1	T2	T3	T4	Speed	Lap	Lap Time	T1	T2	T3	T4	Speed
3	1'42.783	27.868	24.876	25.588	24.451	285.6	4	1'47.478	27.954	26.632	28.479	24.413	279.2
4	1'42.905	27.842	24.860	25.627	24.576	286.2	5	1'43.900	27.866	25.674	25.876	24.484	286.2
5	1'43.760	28.933	24.978	25.599	24.250	285.6	6	1'42.845	27.928	24.926	25.743	24.248	283.0
6	1'42.912	27.774	25.122	25.750	24.266	286.2	7	1'43.022	27.830	24.929	25.694	24.569	288.9
7	1'45.231 *	28.119	25.104	26.093 *	25.915 *	281.1	8	1'52.313 P	28.731	24.855	26.309	32.418	286.9
8	1'52.986 P	28.003	24.973	28.236 *	31.774	283.0	9	7'33.070	28.637	25.988	25.664	24.308	256.8
9	8'45.477 *	28.239	25.241	25.923 *	24.489 *	278.6	10	1'42.383	27.813	24.902	25.503	24.165	282.3
10	1'43.445	28.011	25.045	25.942	24.447	279.8	11	1'42.815	28.040	24.852	25.604	24.319	282.3
11	1'49.229	28.464	26.126	26.124	28.515	279.8	12	1'42.735	27.889	24.981	25.588	24.277	280.4
12	1'42.649	27.778	24.958	25.631	24.282	282.3	13	1'43.479	27.977	24.965	25.610	24.927	280.4
13	1'42.276	27.652	24.873	25.585	24.166	282.3	14	1'42.683	27.789	24.934	25.619	24.341	284.3

19th	27	Daniel HORGADO	CFMOTO Inde Aspar Te SPA	Runs=1	Total laps=18	Full laps=17	Valid laps=17
1	2'11.357	28.054	25.391	26.249	24.529	279.2	
2	1'42.779	27.729	24.934	25.760	24.356	283.0	
3	1'42.672	27.838	24.894	25.726	24.214	282.3	
4	1'42.507	27.741	24.901	25.617	24.248	281.7	
5	1'42.546	27.837	24.835	25.592	24.282	281.7	
6	1'42.693	27.677	25.004	25.690	24.322	281.1	
7	1'42.680	27.732	24.978	25.774	24.196	281.7	
8	1'42.460	27.759	24.923	25.557	24.221	281.1	
9	1'42.711	27.766	24.920	25.658	24.367	281.7	
10	1'42.676	27.809	24.959	25.645	24.263	281.1	
11	1'42.678	27.811	24.921	25.740	24.206	282.3	
12	1'42.615	27.764	24.949	25.602	24.300	282.3	
13	1'42.519	27.702	24.983	25.626	24.208	282.3	
14	1'42.869	27.825	24.862	25.773	24.409	283.6	
15	1'42.314	27.746	24.719	25.606	24.243	283.0	
16	1'42.579	27.761	24.870	25.656	24.292	284.3	
17	1'42.936	27.807	24.833	25.745	24.551	283.6	
18	1'42.886	27.928	24.889	25.811	24.258	284.3	

20th	71	Ayumu SASAKI	RW - Idrofoglia Racing JPN	Runs=2	Total laps=14	Full laps=11	Valid laps=11
1	2'24.126	29.466	25.653	25.983	24.904	275.5	
2	1'42.864	27.898	25.012	25.661	24.293	283.6	
3	1'42.339	27.740	24.918	25.564	24.117	285.6	
4	1'42.640	27.750	24.990	25.638	24.262	286.2	
5	1'42.821	27.955	24.956	25.713	24.197	283.0	
6	1'44.068	28.475	25.382	25.893	24.318	284.9	
7	1'42.646	27.867	24.886	25.686	24.207	283.6	
8	1'42.675	27.759	25.022	25.710	24.184	283.0	
9	1'51.788 P	29.082	25.911	26.316	30.479	278.6	
10	7'15.635	28.588	25.131	25.790	25.066	281.1	
11	1'42.755	27.726	25.015	25.627	24.387	284.3	
12	1'42.935	27.943	24.977	25.726	24.289	283.6	
13	1'44.333	27.910	25.127	25.738	25.558	282.3	
14	1'43.098	27.890	25.122	25.751	24.335	283.0	

21st	99	Adrian HUERTAS	Italtrans Racing Team SPA	Runs=2	Total laps=14	Full laps=11	Valid laps=11
1	2'19.768	29.329	25.687	25.842	24.392	278.6	
2	1'43.164	28.037	24.901	25.928	24.298	283.0	
3	1'43.060	28.053	25.027	25.649	24.331	280.4	

22nd	95	Collin VEIJER	Red Bull KTM Ajo NED	Runs=2	Total laps=15	Full laps=12	Valid laps=12
1	2'27.998	29.422	25.806	26.635	25.126	280.4	
2	1'45.580	28.513	26.330	26.033	24.704	283.6	
3	1'43.702	28.078	25.161	25.913	24.550	286.9	
4	1'43.610	28.087	25.132	25.776	24.615	284.9	
5	1'43.493	28.125	25.102	25.784	24.482	283.0	
6	1'43.240	28.062	25.034	25.650	24.494	284.9	
7	1'43.785	28.034	25.173	25.709	24.869	285.6	
8	1'49.100 P	27.981	25.196	25.890	30.033	284.3	
9	5'55.554	29.243	25.260	26.429	24.758	279.2	
10	1'43.346	28.190	25.037	25.713	24.406	282.3	
11	1'42.720	27.923	24.959	25.448	24.390	283.6	
12	1'42.793	27.995	24.808	25.660	24.330	288.2	
13	1'46.692	31.509	24.910	25.630	24.643	286.2	
14	1'42.566	27.717	24.908	25.674	24.267	285.6	
15	1'43.474	27.900	24.995	26.200	24.379	283.0	

23rd	64	Mario AJI	Idemitsu Honda Team INA	Runs=2	Total laps=14	Full laps=11	Valid laps=10
1	3'17.781	28.699	25.555	25.993	24.247	272.5	
2	1'42.648	27.667	25.214	25.542	24.225	278.6	
3	1'43.444	28.006	25.131	26.029	24.278	278.0	
4	1'43.726	27.756	25.634	25.748	24.588	278.6	
5	1'43.345	27.882	25.216	25.907	24.340	277.3	
6	1'43.298	27.834	25.299	25.815	24.350	278.0	
7	1'45.678	29.039	25.508	26.297	24.834	279.2	
8	1'43.207	28.002	25.062	25.836	24.307	278.0	
9	1'42.831	27.742	25.142	25.738	24.209	277.3	
10	1'55.561 P	29.488	25.660	26.646	33.767	275.5	
11	7'19.276	30.900	25.543	27.057	24.585	276.7	
12	1'43.214	27.881	25.164	25.821	24.348	276.7	
13	1'42.791 *	27.829	25.143	25.573	24.246 *	276.7	
14	1'42.754	27.804	25.131	25.612	24.207	277.3	

24th	28	Izan GUEVARA	BLU CRU Pramac Yama SPA	Runs=1	Total laps=17	Full laps=16	Valid laps=16
1	2'51.133	38.352	25.889	26.142	24.811	277.3	
2	1'43.544	28.028	25.161	25.794	24.561	281.7	
3	1'42.948	27.964	25.002	25.713	24.269	282.3	
4	1'42.865	27.831	25.157	25.678	24.199	282.3	
5	1'42.867	27.847	25.002	25.645	24.373	282.3	
6	1'43.695	28.032	25.278	25.944	24.441	281.1	

**Fastest Lap:** Jake DIXON GBR ELF Marc VDS Racing Team 1'41.486 27.537 24.741 25.265 23.943

These data/results cannot be reproduced, stored and/or transmitted in whole or in part by any manner of electronic, mechanical, photocopying, recording, broadcasting or otherwise now known or herein after developed without the previous express consent by the copyright owner, except for reproduction in daily press and regular printed publications on sale to the public within 60 days of the event related to those data/results and always provided that copyright symbol appears together as follows below.

© DORNA, 2025

Official MotoGP Timing by TISSOT

www.motogp.com

Termas de Río Hondo, Saturday, March 15, 2025

Page 4 of 5



## Free Practice Nr. 2

Moto2™

Lap	Lap Time	T1	T2	T3	T4	Speed	Lap	Lap Time	T1	T2	T3	T4	Speed
7	<b>1'44.356</b>	28.007	25.677	26.206	24.466	281.7	3	<b>1'43.462</b>	28.088	25.294	<b>25.621</b>	<b>24.459</b>	281.7
8	<b>1'43.331</b>	27.984	25.164	25.808	24.375	281.7	4	<b>1'44.119</b>	28.149	25.188	26.179	24.603	283.0
9	<b>1'43.257</b>	27.976	25.095	25.803	24.383	282.3	5	<b>1'43.560</b>	28.192	25.097	25.654	24.617	283.0
10	<b>1'43.115</b>	27.996	24.984	25.763	24.372	283.0	6	<b>1'45.266</b>	28.321	25.931	26.335	24.679	281.1
11	<b>1'43.155</b>	27.992	25.010	25.861	24.292	283.6	7	<b>1'43.333</b>	28.012	<b>25.028</b>	25.708	24.585	<b>286.2</b>
12	<b>1'43.127</b>	27.966	25.175	25.805	<b>24.181</b>	282.3	8	<b>1'51.064</b> P	28.059	25.283	25.676	<b>32.046</b>	282.3
13	<b>1'43.939</b>	28.083	<b>25.052</b>	25.902	24.902	283.6	9	<b>7'43.084</b>	28.425	25.455	25.735	24.630	280.4
14	<b>1'42.855</b>	27.894	<b>24.943</b>	25.714	24.304	<b>286.9</b>	10	<b>1'44.509</b>	28.030	25.265	26.459	24.755	281.7
15	<b>1'42.964</b>	28.001	24.958	25.721	24.284	284.9	11	<b>1'44.085</b>	28.139	25.518	25.949	24.479	281.7
16	<b>1'43.211</b>	27.941	25.102	25.797	24.371	284.3	12	<b>1'43.879</b>	<b>27.976</b>	25.257	25.939	24.707	281.1
17	<b>1'42.998</b>	27.912	25.036	25.795	24.255	284.9	13	<b>1'46.780</b>	28.533	27.767	25.936	24.544	284.9
							14	<b>1'44.627</b>	28.177	25.648	25.934	24.868	283.6

**25th** **9** **Jorge NAVARRO** KLINT Forward Factory SPA  
Runs=2 Total laps=16 Full laps=13 Valid laps=13

1	2'22.325	29.241	25.594	27.007	25.156	281.7
2	<b>1'43.385</b>	28.168	24.928	25.816	24.473	283.0
3	<b>1'43.015</b>	27.908	<b>24.837</b>	<b>25.710</b>	24.560	283.6
4	<b>1'43.465</b>	27.964	25.233	25.950	<b>24.318</b>	279.8
5	<b>1'43.488</b>	27.995	25.157	25.869	24.467	281.7
6	<b>1'43.686</b>	28.005	25.124	26.162	24.395	<b>286.2</b>
7	<b>1'43.054</b>	27.953	25.015	25.728	24.358	283.6
8	<b>1'48.038</b>	30.327	24.945	26.384	26.382	282.3
9	<b>1'50.846</b> P	27.965	25.326	25.910	31.645	279.8
10	5'01.371	29.990	25.322	25.852	26.073	277.3
11	<b>1'43.249</b>	27.917	24.863	25.770	24.699	282.3
12	<b>1'43.437</b>	<b>27.853</b>	25.331	25.750	24.503	278.6
13	<b>1'43.374</b>	27.875	25.317	25.760	24.422	278.6
14	<b>1'43.054</b>	27.920	24.980	25.765	24.389	279.8
15	<b>1'43.203</b>	27.930	24.984	25.821	24.468	279.8
16	<b>1'43.462</b>	27.932	25.275	25.800	24.455	278.0

**28th** **66** **Oscar GUTIERREZ** QJMOTOR - FRINSA - SPA  
Runs=2 Total laps=14 Full laps=11 Valid laps=11

1	2'08.357	30.811	26.932	27.826	25.567	274.3
2	<b>1'46.194</b>	28.493	25.412	26.538	25.751	279.2
3	<b>1'45.075</b>	28.305	25.282	26.113	25.375	281.1
4	<b>1'44.665</b>	28.280	25.206	26.253	24.926	279.8
5	<b>1'44.332</b>	28.194	25.151	26.149	24.838	280.4
6	<b>1'47.040</b>	28.266	25.274	26.390	27.110	280.4
7	<b>1'56.641</b> P	28.271	26.465	30.237	<b>31.668</b>	277.3
8	7'12.695	28.907	26.112	27.754	29.076	264.4
9	<b>1'43.920</b>	<b>28.021</b>	25.286	<b>25.980</b>	<b>24.633</b>	281.1
10	<b>1'45.002</b>	28.178	<b>25.046</b>	26.907	24.871	<b>283.6</b>
11	<b>1'44.379</b>	28.123	25.418	26.161	24.677	281.1
12	<b>1'44.092</b>	28.043	25.213	26.139	24.697	281.7
13	<b>1'44.334</b>	28.202	25.176	26.166	24.790	280.4
14	<b>1'45.364</b>	28.872	25.325	26.282	24.885	279.2

**26th** **4** **Ivan ORTOLA** QJMOTOR - FRINSA - SPA  
Runs=1 Total laps=17 Full laps=15 Valid laps=13

1	2'29.243	38.438	25.509	26.357	24.873	282.3
2	<b>1'43.915</b>	28.056	25.205	25.916	24.738	<b>286.2</b>
3	<b>1'43.550</b>	27.996	25.024	25.866	24.664	284.9
4	1'43.420 *	27.914	24.999	25.881	24.626	284.9
5	<b>1'43.427</b>	28.025	25.052	<b>25.796</b>	24.554	283.6
6	1'43.638 *	28.047	24.986	25.868	24.737 *	283.6
7	<b>1'43.921</b>	28.025	25.170	25.963	24.763	283.6
8	<b>1'43.657</b>	28.037	25.012	26.008	24.600	283.0
9	<b>1'44.004</b>	28.217	25.153	26.026	24.608	282.3
10	<b>1'43.570</b>	27.964	25.015	26.047	24.544	283.0
11	<b>1'43.560</b>	27.943	25.043	26.009	24.565	283.0
12	<b>1'43.659</b>	28.163	25.002	25.898	24.596	283.6
13	<b>1'43.623</b>	28.188	24.975	25.918	24.542	283.6
14	<b>1'43.567</b>	28.088	24.960	25.895	24.624	283.0
15	<b>1'43.273</b>	27.991	24.914	25.925	<b>24.443</b>	284.3
16	<b>1'43.172</b>	<b>27.880</b>	<b>24.878</b>	25.882	24.532	283.6
17	1'58.823 P	27.881	24.908	25.825	40.209	283.6

**27th** **92** **Yuki KUNII** Idemitsu Honda Team JPN  
Runs=2 Total laps=14 Full laps=11 Valid laps=11

1	2'18.982	30.768	26.016	26.184	24.936	274.3
2	<b>1'44.398</b>	28.353	25.292	26.235	24.518	279.8

**Fastest Lap:** Jake DIXON GBR ELF Marc VDS Racing Team **1'41.486** 27.537 24.741 25.265 23.943

These data/results cannot be reproduced, stored and/or transmitted in whole or in part by any manner of electronic, mechanical, photocopying, recording, broadcasting or otherwise now known or herein after developed without the previous express consent by the copyright owner, except for reproduction in daily press and regular printed publications on sale to the public within 60 days of the event related to those data/results and always provided that copyright symbol appears together as follows below.

© DORNA, 2025

Official MotoGP Timing by  TISSOT

www.motogp.com

Termas de Río Hondo, Saturday, March 15, 2025

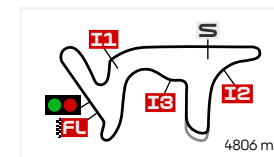
Page 5 of 5



# BEST PARTIAL TIMES

## GRAN PREMIO YPF ENERGÍA DE ARGENTINA

### FREE PRACTICE NR. 2



Termas de Río Hondo

*IT* Ideal Lap Time, sum of the best partial times

*BT* Best Lap Time

Pos	T1		T2		T3		T4		Pos	Rider	IT	BT	
	Rider	Time	Rider	Time	Rider	Time	Rider	Time					
1	B.BALTUS	27.457	C.VIETTI	24.640	J.DIXON	25.157	J.DIXON	23.943	1	J.DIXON	1'41.347	1'41.486	(1)
2	<b>Z.VD GOORBER</b>	<b>27.466</b>	<b>D.ÖNCÜ</b>	<b>24.702</b>	<b>B.BALTUS</b>	<b>25.231</b>	<b>A.LOPEZ</b>	<b>23.947</b>	2	B.BALTUS	1'41.492	1'41.559	(2)
3	A.CANET	27.467	D.HOLGADO	24.719	M.GONZALEZ	25.255	A.CANET	23.962	3	A.CANET	1'41.564	1'41.706	(3)
4	<b>C.VIETTI</b>	<b>27.482</b>	<b>A.CANET</b>	<b>24.725</b>	<b>A.ESCRIG</b>	<b>25.288</b>	<b>F.SALAC</b>	<b>23.987</b>	4	M.GONZALEZ	1'41.586	1'41.732	(4)
5	J.DIXON	27.506	A.LOPEZ	24.728	A.LOPEZ	25.327	M.GONZALEZ	24.003	5	A.LOPEZ	1'41.666	1'41.868	(8)
6	<b>M.GONZALEZ</b>	<b>27.528</b>	<b>T.ARBOLINO</b>	<b>24.740</b>	<b>S.AGIUS</b>	<b>25.376</b>	<b>B.BALTUS</b>	<b>24.011</b>	6	D.ÖNCÜ	1'41.719	1'41.826	(5)
7	F.SALAC	27.529	J.DIXON	24.741	D.ÖNCÜ	25.387	A.ESCRIG	24.022	7	C.VIETTI	1'41.741	1'41.857	(7)
8	<b>D.ÖNCÜ</b>	<b>27.575</b>	<b>D.BINDER</b>	<b>24.770</b>	<b>J.ROBERTS</b>	<b>25.399</b>	<b>M.RAMIREZ</b>	<b>24.033</b>	8	F.SALAC	1'41.758	1'41.882	(9)
9	T.ARBOLINO	27.606	A.ARENAS	24.770	A.CANET	25.410	D.BINDER	24.043	9	D.BINDER	1'41.837	1'41.837	(6)
10	<b>D.BINDER</b>	<b>27.608</b>	<b>F.SALAC</b>	<b>24.785</b>	<b>D.BINDER</b>	<b>25.416</b>	<b>D.ÖNCÜ</b>	<b>24.055</b>	10	A.ESCRIG	1'41.841	1'42.042	(13)
11	S.AGIUS	27.622	B.BALTUS	24.793	Z.VD GOORBER	25.442	S.AGIUS	24.082	11	S.AGIUS	1'41.886	1'41.951	(10)
12	<b>M.RAMIREZ</b>	<b>27.627</b>	<b>M.GONZALEZ</b>	<b>24.800</b>	<b>C.VEIJER</b>	<b>25.448</b>	<b>A.ARENAS</b>	<b>24.112</b>	12	Z.VD GOORBERGH	1'41.956	1'41.956	(11)
13	A.ESCRIG	27.637	S.AGIUS	24.806	F.SALAC	25.457	A.SASAKI	24.117	13	M.RAMIREZ	1'41.977	1'42.011	(12)
14	<b>D.MOREIRA</b>	<b>27.652</b>	<b>C.VEIJER</b>	<b>24.808</b>	<b>C.VIETTI</b>	<b>25.458</b>	<b>D.ALONSO</b>	<b>24.131</b>	14	T.ARBOLINO	1'41.984	1'42.064	(14)
15	D.ALONSO	27.652	Z.VD GOORBER	24.826	M.RAMIREZ	25.485	T.ARBOLINO	24.146	15	A.ARENAS	1'42.055	1'42.083	(15)
16	<b>A.LOPEZ</b>	<b>27.664</b>	<b>D.ALONSO</b>	<b>24.828</b>	<b>T.ARBOLINO</b>	<b>25.492</b>	<b>J.ROBERTS</b>	<b>24.150</b>	16	D.ALONSO	1'42.114	1'42.260	(16)
17	M.AJI	27.667	M.RAMIREZ	24.832	A.ARENAS	25.498	C.VIETTI	24.161	17	J.ROBERTS	1'42.120	1'42.270	(17)
18	<b>A.ARENAS</b>	<b>27.675</b>	<b>J.NAVARRO</b>	<b>24.837</b>	<b>D.ALONSO</b>	<b>25.503</b>	<b>A.HUERTAS</b>	<b>24.165</b>	18	D.HOLGADO	1'42.149	1'42.314	(19)
19	D.HOLGADO	27.677	A.HUERTAS	24.852	A.HUERTAS	25.503	D.MOREIRA	24.166	19	C.VEIJER	1'42.240	1'42.566	(22)
20	<b>J.ROBERTS</b>	<b>27.701</b>	<b>D.MOREIRA</b>	<b>24.860</b>	<b>M.AJI</b>	<b>25.542</b>	<b>I.GUEVARA</b>	<b>24.181</b>	20	D.MOREIRA	1'42.263	1'42.276	(18)
21	C.VEIJER	27.717	J.ROBERTS	24.870	D.HOLGADO	25.557	D.HOLGADO	24.196	21	A.SASAKI	1'42.293	1'42.339	(20)
22	<b>A.SASAKI</b>	<b>27.726</b>	<b>I.ORTOLA</b>	<b>24.878</b>	<b>A.SASAKI</b>	<b>25.564</b>	<b>M.AJI</b>	<b>24.207</b>	22	A.HUERTAS	1'42.309	1'42.383	(21)
23	A.HUERTAS	27.789	A.SASAKI	24.886	D.MOREIRA	25.585	Z.VD GOORBER	24.222	23	M.AJI	1'42.478	1'42.648	(23)
24	<b>I.GUEVARA</b>	<b>27.831</b>	<b>A.ESCRIG</b>	<b>24.894</b>	<b>Y.KUNII</b>	<b>25.621</b>	<b>C.VEIJER</b>	<b>24.267</b>	24	I.GUEVARA	1'42.600	1'42.855	(24)
25	J.NAVARRO	27.853	I.GUEVARA	24.943	I.GUEVARA	25.645	J.NAVARRO	24.318	25	J.NAVARRO	1'42.718	1'43.015	(25)

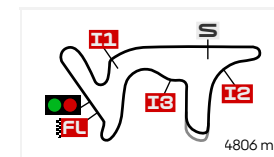
These data/results cannot be reproduced, stored and/or transmitted in whole or in part by any manner of electronic, mechanical, photocopying, recording, broadcasting or otherwise now known or herein after developed without the previous express consent by the copyright owner, except for reproduction in daily press and regular printed publications on sale to the public within 60 days of the event related to those data/results and always provided that copyright symbol appears together as follows below.

© DORNA, 2025

## BEST PARTIAL TIMES

GRAN PREMIO YPF ENERGÍA DE ARGENTINA

FREE PRACTICE NR. 2



Termas de Río Hondo

*IT* Ideal Lap Time, sum of the best partial times

*BT* Best Lap Time

Pos	T1		T2		T3		T4		Pos	Rider	IT	BT
	Rider	Time	Rider	Time	Rider	Time	Rider	Time				
26	<b>I.ORTOLA</b>	<b>27.880</b>	<b>Y.KUNII</b>	<b>25.028</b>	<b>J.NAVARRO</b>	<b>25.710</b>	<b>I.ORTOLA</b>	<b>24.443</b>	26	I.ORTOLA	1'42.997	1'43.172 (26)
27	Y.KUNII	27.976	O.GUTIERREZ	25.046	I.ORTOLA	25.796	Y.KUNII	24.459	27	Y.KUNII	1'43.084	1'43.333 (27)
28	<b>O.GUTIERREZ</b>	<b>28.021</b>	<b>M.AJI</b>	<b>25.062</b>	<b>O.GUTIERREZ</b>	<b>25.980</b>	<b>O.GUTIERREZ</b>	<b>24.633</b>	28	O.GUTIERREZ	1'43.680	1'43.920 (28)

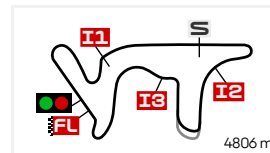
These data/results cannot be reproduced, stored and/or transmitted in whole or in part by any manner of electronic, mechanical, photocopying, recording, broadcasting or otherwise now known or herein after developed without the previous express consent by the copyright owner, except for reproduction in daily press and regular printed publications on sale to the public within 60 days of the event related to those data/results and always provided that copyright symbol appears together as follows below.

© DORNA, 2025

## FASTEST LAPS SEQUENCE

GRAN PREMIO YPF ENERGÍA DE ARGENTINA

FREE PRACTICE NR. 2




Termas de Río Hondo

Practice Time	#	Rider	Nation	Motorcycle	Time	Km/h	Rider's Lap
3'35.318	13	Celestino VIETTI	ITA	BOSCOSCURO	1'43.272	167.5	2
3'50.794	84	Zonta VD GOORBERGH	NED	KALEX	1'42.899	168.1	2
3'54.136	27	Daniel HOLGADO	SPA	KALEX	1'42.779	168.3	2
4'49.917	12	Filip SALAC	CZE	BOSCOSCURO	1'42.610	168.6	2
4'51.337	96	Jake DIXON	GBR	BOSCOSCURO	1'42.473	168.8	2
5'47.429	7	Barry BALTUS	BEL	KALEX	1'42.254	169.2	3
6'21.786	44	Aron CANET	SPA	KALEX	1'42.080	169.4	3
6'32.823	96	Jake DIXON	GBR	BOSCOSCURO	1'41.486	170.4	3

These data/results cannot be reproduced, stored and/or transmitted in whole or in part by any manner of electronic, mechanical, photocopying, recording, broadcasting or otherwise now known or herein after developed without the previous express consent by the copyright owner, except for reproduction in daily press and regular printed publications on sale to the public within 60 days of the event related to those data/results and always provided that copyright symbol appears together as follows below.

© DORNA, 2025

Official MotoGP Timing by  TISSOT

www.motogp.com

Termas de Río Hondo, Saturday, March 15, 2025