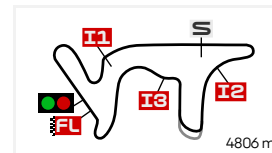


CLASSIFICATION

GRAN PREMIO YPF ENERGÍA DE ARGENTINA FREE PRACTICE NR. 1



Termas de Río Hondo

#	Rider	Nation	Team	Motorcycle	Time	Lap Total	Gap	T. Speed
1	64 David MUÑOZ	SPA	Liqui Moly Dynavolt Intact GP	KTM	1'57.363	12 12		234.2
2	99 Jose Antonio RUEDA	SPA	Red Bull KTM Ajo	KTM	1'57.624	14 14	0.261 0.261	230.8
3	22 David ALMANSA	SPA	Leopard Racing	HONDA	1'57.797	11 15	0.434 0.173	233.3
4	19 Scott OGDEN	GBR	CIP Green Power	KTM	1'57.969	14 15	0.606 0.172	229.1
5	31 Adrian FERNANDEZ	SPA	Leopard Racing	HONDA	1'58.165	11 15	0.802 0.196	229.1
6	78 Joel ESTEBAN	SPA	Red Bull KTM Tech3	KTM	1'58.260	11 13	0.897 0.095	228.2
7	18 Matteo BERTELLE	ITA	LEVELUP-MTA	KTM	1'58.589	11 11	1.226 0.329	228.2
8	36 Angel PIQUERAS	SPA	FRINSA - MT Helmets - MSI	KTM	1'58.653	10 12	1.290 0.064	230.8
9	58 Luca LUNETTA	ITA	SIC58 Squadra Corse	HONDA	1'59.053	15 15	1.690 0.400	232.5
10	14 Cormac BUCHANAN	NZE	DENSSI Racing - BOE	KTM	1'59.183	13 13	1.820 0.130	229.5
11	73 Valentin PERRONE	ARG	Red Bull KTM Tech3	KTM	1'59.229	15 15	1.866 0.046	229.5
12	10 Nicola CARRARO	ITA	Rivacold Snipers Team	HONDA	1'59.400	14 15	2.037 0.171	232.0
13	11 Adrián CRUCES	SPA	CIP Green Power	KTM	1'59.443	11 14	2.080 0.043	225.8
14	72 Taiyo FURUSATO	JPN	Honda Team Asia	HONDA	1'59.474	14 15	2.111 0.031	228.7
15	82 Stefano NEPA	ITA	SIC58 Squadra Corse	HONDA	1'59.658	12 12	2.295 0.184	226.6
16	89 Marcos URIARTE	SPA	GRYD - Mlav Racing	HONDA	1'59.851	13 15	2.488 0.193	223.3
17	34 Jakob ROSENTHALER	AUT	CFMOTO Gaviota Aspar Team	KTM	1'59.881	14 14	2.518 0.030	229.9
18	5 Tatchakorn BUASRI	THA	Honda Team Asia	HONDA	2'00.273	12 15	2.910 0.392	230.3
19	21 Ruche MOODLEY	RSA	DENSSI Racing - BOE	KTM	2'00.452	12 13	3.089 0.179	228.2
20	6 Ryusei YAMANAKA	JPN	FRINSA - MT Helmets - MSI	KTM	2'00.542	12 12	3.179 0.090	228.2
21	83 Alvaro CARPE	SPA	Red Bull KTM Ajo	KTM	2'00.865	7 8	3.502 0.323	231.6
22	71 Dennis FOGGIA	ITA	CFMOTO Gaviota Aspar Team	KTM	2'01.432	13 13	4.069 0.567	229.1
23	94 Guido PINI	ITA	Liqui Moly Dynavolt Intact GP	KTM	2'01.577	10 14	4.214 0.145	227.8
24	54 Riccardo ROSSI	ITA	Rivacold Snipers Team	HONDA	2'01.846	11 13	4.483 0.269	229.5
25	8 Eddie O'SHEA	GBR	GRYD - Mlav Racing	HONDA	2'01.887	14 14	4.524 0.041	229.1
26	66 Joel KELSO	AUS	LEVELUP-MTA	KTM	2'03.092	2 2	5.729 1.205	225.8

Practice condition: **Wet**

Air: 18°
Humidity: 85%
Ground: 20°

Fastest Lap:	Lap: 12	David MUÑOZ	1'57.363	147.4 Km/h
Best Race Lap:	2022	Andrea MIGNO	1'48.834	158.9 Km/h
All-Time Lap Record:	2022	Sergio GARCIA	1'48.429	159.5 Km/h

The results are provisional until the end of the limit for protest and appeals.

Time limit for protest expires 60' after publication of the results - Time: **10:06**

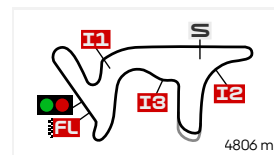
These data/results cannot be reproduced, stored and/or transmitted in whole or in part by any manner of electronic, mechanical, photocopying, recording, broadcasting or otherwise now known or herein after developed without the previous express consent by the copyright owner, except for reproduction in daily press and regular printed publications on sale to the public within 60 days of the event related to those data/results and always provided that copyright symbol appears together as follows below.

© DORNA, 2025

Official MotoGP Timing by **TISSOT**

www.motogp.com

Termas de Río Hondo, Friday, March 14, 2025



Termas de Río Hondo

TOP SPEED & AVERAGE

GRAN PREMIO YPF ENERGÍA DE ARGENTINA

FREE PRACTICE NR. 1

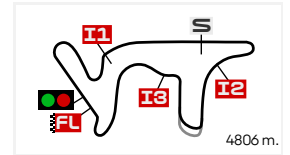
#	Rider	Nation	Motorcycle	Top 5 speeds					Average	Top
64	David MUÑOZ	SPA	KTM	234.2	232.0	231.2	229.9	229.5	231.1	234.2
22	David ALMANSA	SPA	HONDA	233.3	232.0	231.2	229.1	229.1	230.9	233.3
58	Luca LUNETTA	ITA	HONDA	232.5	229.5	228.2	226.2	225.8	227.7	232.5
10	Nicola CARRARO	ITA	HONDA	232.0	231.2	229.1	227.8	227.4	229.2	232.0
83	Alvaro CARPE	SPA	KTM	231.6	230.8	230.3	229.1	228.2	229.7	231.6
36	Angel PIQUERAS	SPA	KTM	230.8	229.1	228.7	228.2	227.8	228.9	230.8
99	Jose Antonio RUEDA	SPA	KTM	230.8	230.3	229.9	228.7	228.2	229.6	230.8
5	Tatchakorn BUASRI	THA	HONDA	230.3	229.9	229.5	229.1	229.1	229.6	230.3
34	Jakob ROSENTHALER	AUT	KTM	229.9	229.9	229.5	229.1	228.2	229.1	229.9
14	Cormac BUCHANAN	NZE	KTM	229.5	227.8	227.8	227.8	227.4	228.1	229.5
54	Riccardo ROSSI	ITA	HONDA	229.5	228.7	225.4	225.4	223.7	226.1	229.5
73	Valentin PERRONE	ARG	KTM	229.5	229.1	227.8	227.8	227.4	228.3	229.5
8	Eddie O'SHEA	GBR	HONDA	229.1	227.8	227.4	227.4	227.4	227.8	229.1
19	Scott OGDEN	GBR	KTM	229.1	229.1	229.1	228.7	228.2	228.8	229.1
31	Adrian FERNANDEZ	SPA	HONDA	229.1	229.1	228.7	227.8	227.4	228.4	229.1
71	Dennis FOGGIA	ITA	KTM	229.1	228.7	228.7	228.7	228.2	228.7	229.1
72	Taiyo FURUSATO	JPN	HONDA	228.7	228.2	227.0	227.0	226.6	227.4	228.7
6	Ryusei YAMANAKA	JPN	KTM	228.2	227.0	227.0	227.0	227.0	227.2	228.2
18	Matteo BERTELLE	ITA	KTM	228.2	227.4	227.4	227.0	227.0	227.4	228.2
21	Ruche MOODLEY	RSA	KTM	228.2	227.8	227.4	227.4	227.0	227.5	228.2
78	Joel ESTEBAN	SPA	KTM	228.2	227.8	226.2	225.8	225.8	226.8	228.2
94	Guido PINI	ITA	KTM	227.8	227.4	227.0	227.0	226.6	227.0	227.8
82	Stefano NEPA	ITA	HONDA	226.6	225.0	225.0	224.5	224.1	225.0	226.6
11	Adrián CRUCES	SPA	KTM	225.8	225.4	225.0	225.0	224.1	224.8	225.8
66	Joel KELSO	AUS	KTM	225.8	225.0				225.4	225.8
89	Marcos URIARTE	SPA	HONDA	223.3	221.8	221.8	221.8	221.4	222.0	223.3

These data/results cannot be reproduced, stored and/or transmitted in whole or in part by any manner of electronic, mechanical, photocopying, recording, broadcasting or otherwise now known or herein after developed without the previous express consent by the copyright owner, except for reproduction in daily press and regular printed publications on sale to the public within 60 days of the event related to those data/results and always provided that copyright symbol appears together as follows below.

© DORNA, 2025

Official MotoGP Timing by www.motogp.com

Termas de Río Hondo, Friday, March 14, 2025



Terms de Río Hondo

CHRONOLOGICAL ANALYSIS OF PERFORMANCES

GRAN PREMIO YPF ENERGÍA DE ARGENTINA

FREE PRACTICE NR. 1

* Lap / Sector time cancelled
P Crossing the finish line in pit lane

T1 Time from finish line to 1st intermediate
T2 Time from 1st intermed. to 2nd intermed.

T3 Time from 2nd intermed. to 3rd intermed.
T4 Time from 3rd intermediate to finish line

Lap	Lap Time	T1	T2	T3	T4	Speed	Lap	Lap Time	T1	T2	T3	T4	Speed
1st	64	David MUÑOZ		Liqui Moly Dynavolt Int		SPA	10	1'58.368	31.952	29.166	29.259	27.991	232.0
		Runs=2	Total laps=12	Full laps=9	Valid laps=9		11	1'57.797	31.784	29.052	29.167	27.794	228.2
1	3'26.064	32.984	31.937	31.334	29.584	227.0	12	1'58.195	31.724	29.092	29.314	28.065	227.8
2	2'03.661	33.085	30.639	30.757	29.180	229.5	13	1'58.704	32.183	29.119	29.543	27.859	227.8
3	2'01.158	32.720	29.962	29.836	28.640	229.1	14	1'59.581	32.052	29.430	29.683	28.416	227.8
4	2'01.228	32.903	29.803	29.831	28.691	228.7	15	2'01.951	34.010	29.177	30.008	28.756	229.1
5	2'00.484	32.394	29.913	29.793	28.384	228.7							
6	1'59.286	32.213	29.505	29.430	28.138	229.5							
7	2'12.906 P	36.550	30.718	30.367	35.271	225.4							
8	12'50.995	36.812	32.960	31.863	30.404	190.1							
9	2'02.346	33.124	29.831	30.456	28.935	234.2							
10	2'00.134	32.538	29.508	29.895	28.193	231.2							
11	1'59.418	32.339	29.536	29.879	27.664	229.9							
12	1'57.363	31.894	29.167	29.159	27.143	232.0							
4th	19	Scott OGDEN		CIP Green Power		GBR	1	3'01.628	35.261	32.259	34.282	31.034	213.4
		Runs=2	Total laps=15	Full laps=12	Valid laps=11		2	2'06.908	34.444	31.003	31.817	29.644	229.1
1	3'01.628	35.261	32.259	34.282	31.034	213.4	3	2'04.416	33.558	31.123	30.782	28.953	227.0
2	2'06.908	34.444	31.003	31.817	29.644	229.1	4	2'03.269	33.118	30.565	30.686	28.900	226.6
3	2'04.416	33.558	31.123	30.782	28.953	227.0	5	2'03.058	33.036	30.672	30.510	28.840	226.6
4	2'03.269	33.118	30.565	30.686	28.900	226.6	6	2'01.914	32.777	30.125	30.478	28.534	229.1
5	2'03.058	33.036	30.672	30.510	28.840	226.6	7	2'01.951	32.587	30.094	30.324	28.946	229.1
6	2'01.914	32.777	30.125	30.478	28.534	229.1	8	2'10.434 P	32.705	29.887	30.257	37.585	228.7
7	2'01.951	32.587	30.094	30.324	28.946	229.1	9	7'10.452	32.660	30.214	30.017	28.817	224.1
8	2'10.434 P	32.705	29.887	30.257	37.585	228.7	10	2'01.080 *	32.979 *	29.799	29.959	28.343	226.6
9	7'10.452	32.660	30.214	30.017	28.817	224.1	11	2'00.042	32.541	29.601	29.685	28.215	226.6
10	2'01.080 *	32.979 *	29.799	29.959	28.343	226.6	12	1'59.433	32.226	29.612	29.474	28.121	226.6
11	2'00.042	32.541	29.601	29.685	28.215	226.6	13	1'58.425	32.029	29.359	29.237	27.800	227.4
12	1'59.433	32.226	29.612	29.474	28.121	226.6	14	1'57.969	31.838	29.196	29.204	27.731	228.2
13	1'58.425	32.029	29.359	29.237	27.800	227.4	15	1'58.639	31.873	29.345	29.274	28.147	226.6
14	1'57.969	31.838	29.196	29.204	27.731	228.2							
15	1'58.639	31.873	29.345	29.274	28.147	226.6							
5th	31	Adrian FERNANDEZ		Leopard Racing		SPA	1	3'18.124	36.117	32.289	33.118	30.719	223.3
		Runs=2	Total laps=15	Full laps=12	Valid laps=12		2	2'07.422	34.369	31.375	31.807	29.871	225.0
1	3'18.124	36.117	32.289	33.118	30.719	223.3	3	2'04.540	33.978	30.164	30.993	29.405	224.5
2	2'07.422	34.369	31.375	31.807	29.871	225.0	4	2'03.023	33.589	30.312	30.265	28.857	226.2
3	2'04.540	33.978	30.164	30.993	29.405	224.5	5	2'01.662	32.825	29.978	30.014	28.845	226.6
4	2'03.023	33.589	30.312	30.265	28.857	226.2	6	2'01.189	32.673	29.817	29.891	28.808	227.4
5	2'01.662	32.825	29.978	30.014	28.845	226.6	7	2'08.247 P	32.884	29.974	30.371	35.018	225.8
6	2'01.189	32.673	29.817	29.891	28.808	227.4	8	7'09.004	36.452	29.656	29.823	28.485	228.7
7	2'08.247 P	32.884	29.974	30.371	35.018	225.8	9	2'00.076	32.506	29.737	29.494	28.339	229.1
8	7'09.004	36.452	29.656	29.823	28.485	228.7	10	2'00.247	32.582	29.475	29.817	28.373	226.2
9	2'00.076	32.506	29.737	29.494	28.339	229.1	11	1'58.165	32.059	29.203	29.125	27.778	229.1
10	2'00.247	32.582	29.475	29.817	28.373	226.2	12	1'59.257	32.326	29.247	29.471	28.213	227.8
11	1'58.165	32.059	29.203	29.125	27.778	229.1	13	2'00.158	32.709	29.519	29.624	28.306	225.8
12	1'59.257	32.326	29.247	29.471	28.213	227.8	14	2'00.834	32.768	29.536	29.913	28.617	225.4
13	2'00.158	32.709	29.519	29.624	28.306	225.8	15	1'59.937	32.578	29.560	29.601	28.198	225.8
14	2'00.834	32.768	29.536	29.913	28.617	225.4							
15	1'59.937	32.578	29.560	29.601	28.198	225.8							

Fastest Lap: David MUÑOZ SPA Liqui Moly Dynavolt Intact GP 1'57.363 31.894 29.167 29.159 27.143

These data/results cannot be reproduced, stored and/or transmitted in whole or in part by any manner of electronic, mechanical, photocopying, recording, broadcasting or otherwise now known or herein after developed without the previous express consent by the copyright owner, except for reproduction in daily press and regular printed publications on sale to the public within 60 days of the event related to those data/results and always provided that copyright symbol appears together as follows below.

* DORNA, 2025

Official MotoGP Timing by

www.motogp.com

Free Practice Nr. 1

Moto3™

Lap	Lap Time	T1	T2	T3	T4	Speed
12	2'00.609	32.578	29.727	29.919	28.385	227.4
13	1'59.778	32.672	29.542	29.453	28.111	227.4
14	1'59.400	32.441	29.577	29.475	27.907	226.6
15	2'02.151 *	32.669	29.747	30.376 *	29.359 *	229.1

13th 11		Adrián CRUCES			CIP Green Power		SPA
Runs=2	Total laps=14	Full laps=11	Valid laps=11				
1	2'45.590	36.180	32.709	33.601	31.054	221.0	
2	2'07.235	34.881	31.041	31.512	29.801	223.3	
3	2'07.585	37.185	30.740	30.389	29.271	222.5	
4	2'03.064	33.402	30.575	30.117	28.970	224.1	
5	2'02.146	32.850	30.547	30.001	28.748	223.3	
6	2'01.905	32.721	30.218	30.057	28.909	225.0	
7	2'01.671	32.538	29.936	30.114	29.083	225.0	
8	2'12.376 P	33.385	31.168	31.611	36.212	221.8	
9	8'17.667	32.799	30.164	30.017	29.062	224.1	
10	2'00.449	32.608	29.794	29.453	28.594	225.4	
11	1'59.443	32.276	29.445	29.206	28.516	225.8	
12	2'03.705	33.232	30.874	30.538	29.061	223.3	
13	2'01.615	33.092	30.048	29.487	28.988	223.7	
14	2'00.885	32.412	29.673	29.870	28.930	224.1	

14th 72		Taiyo FURUSATO			Honda Team Asia		JPN
Runs=1	Total laps=15	Full laps=14	Valid laps=14				
1	7'58.379	34.757	32.670	32.541	30.343	224.1	
2	2'06.571	34.015	31.339	31.513	29.704	225.8	
3	2'04.183	33.376	30.504	31.061	29.242	227.0	
4	2'03.097	33.007	30.475	30.845	28.770	226.2	
5	2'03.465	33.375	30.438	30.654	28.998	225.0	
6	2'02.713	33.155	30.285	30.531	28.742	225.8	
7	2'01.896	32.898	30.081	30.259	28.658	226.2	
8	2'02.384	33.124	30.402	30.299	28.559	225.4	
9	2'01.521	32.695	30.056	30.257	28.513	228.7	
10	2'00.900	32.869	29.866	29.977	28.188	226.2	
11	2'00.370	32.596	29.743	29.730	28.301	227.0	
12	2'00.005	32.511	29.670	29.763	28.061	226.6	
13	2'00.211	32.786	29.692	29.591	28.142	225.8	
14	1'59.474	32.498	29.608	29.425	27.943	226.6	
15	1'59.760	32.771	29.579	29.486	27.924	228.2	

15th 82		Stefano NEPA			SIC58 Squadra Corse		ITA
Runs=3	Total laps=12	Full laps=7	Valid laps=7				
1	5'41.626	36.265	32.078	32.912	29.772	221.4	
2	2'04.637	33.766	30.817	31.087	28.967	222.9	
3	2'04.316	33.070	31.090	31.048	29.108	223.3	
4	2'03.640	33.376	30.648	30.499	29.117	224.5	
5	2'03.300	33.114	30.608	30.563	29.015	223.7	
6	2'15.768 P	34.217	33.461	32.269	35.821	215.6	
7	7'51.217	32.436	30.552	30.252	28.541	223.3	
8	2'00.692	32.553	30.004	29.885	28.250	226.6	
9	2'07.001 P	32.507	30.283	29.822	34.389	224.1	
10	3'35.886	31.232	30.391	30.127	28.557	222.5	
11	2'00.011	32.537	29.852	29.665	27.957	225.0	
12	1'59.658	32.382	29.728	29.636	27.912	225.0	

Lap	Lap Time	T1	T2	T3	T4	Speed
16th 89	Marcos URIARTE		GRYD - Mlav Racing		SPA	
Runs=2	Total laps=15	Full laps=12	Valid laps=12			
1	2'23.327	34.300	30.964	31.591	30.636	218.3
2	2'05.312	33.943	30.863	30.924	29.582	219.8
3	2'04.757	33.781	30.540	30.775	29.661	220.2
4	2'03.786	33.305	30.682	30.737	29.062	220.6
5	2'03.204	33.198	30.473	30.522	29.011	220.2
6	2'02.779	33.053	30.325	30.458	28.943	220.2
7	2'01.988	32.876	30.164	30.253	28.695	220.6
8	2'02.407	33.064	30.328	30.192	28.823	220.6
9	2'02.220	33.048	30.128	30.261	28.783	221.4
10	2'02.008	32.819	30.068	30.316	28.805	221.8
11	2'13.239 P	32.771	30.651	32.649	37.168	221.8
12	6'12.128	33.792	30.518	29.878	28.164	219.4
13	1'59.851	32.332	29.788	29.648	28.083	223.3
14	2'00.747	32.510	29.873	29.863	28.501	221.8
15	2'06.135	34.744	31.044	31.532	28.815	218.3

17th 34		Jakob ROSENTHALER			CFMOTO Gaviota Aspar		AUT
Runs=2	Total laps=14	Full laps=11	Valid laps=11				
1	2'53.770	39.127	33.801	34.083	31.857	223.7	
2	2'08.813	35.202	31.806	31.474	30.331	227.4	
3	2'04.503	33.542	30.744	30.751	29.466	228.2	
4	2'03.761	32.910	30.460	30.692	29.699	229.5	
5	2'03.709	32.968	30.432	30.964	29.345	229.9	
6	2'04.568	33.534	30.583	30.832	29.619	227.4	
7	2'03.263	33.452	30.426	30.357	29.028	228.2	
8	2'02.720	32.969	30.147	30.458	29.146	225.4	
9	2'02.277	32.980	29.929	30.283	29.085	225.8	
10	2'13.697 P	33.982	30.786	32.427	36.502	224.1	
11	8'48.896	35.558	30.197	30.414	29.473	225.0	
12	2'02.138	32.840	29.876	30.174	29.248	226.6	
13	2'00.856	32.579	29.663	30.242	28.372	229.9	
14	1'59.881	32.343	29.550	29.875	28.113	229.1	

18th 5		Tatchakorn BUASRI			Honda Team Asia		THA
Runs=1	Total laps=15	Full laps=14	Valid laps=14				
1	7'56.948	33.950	32.009	32.697	31.127	222.9	
2	2'07.270	34.130	31.549	31.311	30.280	224.1	
3	2'06.128	33.639	30.549	31.959	29.981	224.5	
4	2'03.978	33.494	30.557	30.659	29.268	225.0	
5	2'03.223	32.980	30.314	30.722	29.207	226.6	
6	2'02.494	32.969	30.124	30.272	29.129	227.0	
7	2'02.372	32.821	30.069	30.241	29.241	227.8	
8	2'05.004	33.062	30.564	30.454	30.924	226.2	
9	2'01.689	32.738	29.689	30.410	28.852	229.5	
10	2'00.652	32.598	29.583	29.961	28.510	230.3	
11	2'00.979	32.572	29.656	30.087	28.664	229.1	
12	2'00.273	32.545	29.457	29.823	28.448	229.1	
13	2'00.558	32.413	29.557	29.983	28.605	229.9	
14	2'04.428	32.464	31.367	31.503	29.094	225.8	
15	2'04.685	33.086	30.572	30.575	30.452	213.1	

Fastest Lap: David MUÑOZ	SPA	Liqui Moly Dynavolt Intact GP	1'57.363	31.894	29.167	29.159	27.143
---------------------------------	-----	-------------------------------	----------	--------	--------	--------	--------

These data/results cannot be reproduced, stored and/or transmitted in whole or in part by any manner of electronic, mechanical, photocopying, recording, broadcasting or otherwise now known or herein after developed without the previous express consent by the copyright owner, except for reproduction in daily press and regular printed publications on sale to the public within 60 days of the event related to those data/results and always provided that copyright symbol appears together as follows below.

© DORNA, 2025

Official MotoGP Timing by TISSOT

www.motogp.com

Termas de Río Hondo, Friday, March 14, 2025

Page 3 of 5



Free Practice Nr. 1

Moto3™

Lap	Lap Time	T1	T2	T3	T4	Speed	Lap	Lap Time	T1	T2	T3	T4	Speed
26th	66	Joel KELSO		LEVELUP-MTA		AUS							
		Runs=1	Total laps=2	Full laps=1	Valid laps=1								
1	34'06.795	35.563	31.219	31.525	29.766	225.0							
2	2'03.092	33.171	30.467	30.544	28.910	225.8							

Fastest Lap: David MUÑOZ SPA Liqui Moly Dynavolt Intact GP **1'57.363** 31.894 29.167 29.159 27.143

These data/results cannot be reproduced, stored and/or transmitted in whole or in part by any manner of electronic, mechanical, photocopying, recording, broadcasting or otherwise now known or herein after developed without the previous express consent by the copyright owner, except for reproduction in daily press and regular printed publications on sale to the public within 60 days of the event related to those data/results and always provided that copyright symbol appears together as follows below.

© DORNA, 2025

Official MotoGP Timing by  TISSOT

www.motogp.com

Termas de Río Hondo, Friday, March 14, 2025

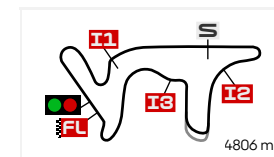
Page 5 of 5



BEST PARTIAL TIMES

GRAN PREMIO YPF ENERGÍA DE ARGENTINA

FREE PRACTICE NR. 1



Termas de Río Hondo

IT Ideal Lap Time, sum of the best partial times

BT Best Lap Time

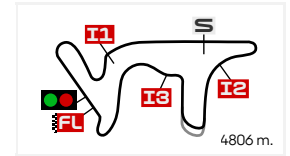
Pos	T1		T2		T3		T4		Pos	Rider	IT	BT	
	Rider	Time	Rider	Time	Rider	Time	Rider	Time					
1	A.PIQUERAS	31.653	D.ALMANSA	29.052	J.RUEDA	28.951	D.MUÑOZ	27.143	1	D.MUÑOZ	1'57.363	1'57.363	(1)
2	J.ESTEBAN	31.683	D.MUÑOZ	29.167	A.FERNANDEZ	29.125	D.ALMANSA	27.478	2	D.ALMANSA	1'57.421	1'57.797	(3)
3	D.ALMANSA	31.724	S.OGDEN	29.196	D.MUÑOZ	29.159	J.RUEDA	27.508	3	J.RUEDA	1'57.624	1'57.624	(2)
4	S.OGDEN	31.838	A.FERNANDEZ	29.203	D.ALMANSA	29.167	J.ESTEBAN	27.629	4	S.OGDEN	1'57.969	1'57.969	(4)
5	D.MUÑOZ	31.894	J.RUEDA	29.245	S.OGDEN	29.204	S.OGDEN	27.731	5	J.ESTEBAN	1'58.082	1'58.260	(6)
6	J.RUEDA	31.920	V.PERRONE	29.272	A.CRUCES	29.206	A.FERNANDEZ	27.778	6	A.FERNANDEZ	1'58.165	1'58.165	(5)
7	M.BERTELLE	32.023	A.PIQUERAS	29.280	M.BERTELLE	29.313	C.BUCHANAN	27.880	7	A.PIQUERAS	1'58.338	1'58.653	(8)
8	A.FERNANDEZ	32.059	M.BERTELLE	29.322	J.ESTEBAN	29.405	N.CARRARO	27.907	8	M.BERTELLE	1'58.589	1'58.589	(7)
9	L.LUNETTA	32.103	J.ESTEBAN	29.365	L.LUNETTA	29.410	S.NEPA	27.912	9	L.LUNETTA	1'58.960	1'59.053	(9)
10	C.BUCHANAN	32.200	C.BUCHANAN	29.409	T.FURUSATO	29.425	L.LUNETTA	27.913	10	C.BUCHANAN	1'59.011	1'59.183	(10)
11	V.PERRONE	32.226	A.CRUCES	29.445	A.PIQUERAS	29.442	T.FURUSATO	27.924	11	V.PERRONE	1'59.229	1'59.229	(11)
12	A.CRUCES	32.276	T.BUASRI	29.457	N.CARRARO	29.453	M.BERTELLE	27.931	12	N.CARRARO	1'59.343	1'59.400	(12)
13	G.PINI	32.302	L.LUNETTA	29.534	C.BUCHANAN	29.522	A.PIQUERAS	27.963	13	T.FURUSATO	1'59.426	1'59.474	(14)
14	M.URIARTE	32.332	N.CARRARO	29.542	S.NEPA	29.636	V.PERRONE	28.015	14	A.CRUCES	1'59.443	1'59.443	(13)
15	J.ROSENTHALER	32.343	J.ROSENTHALER	29.550	M.URIARTE	29.648	R.MOODLEY	28.038	15	S.NEPA	1'59.658	1'59.658	(15)
16	S.NEPA	32.382	T.FURUSATO	29.579	V.PERRONE	29.716	M.URIARTE	28.083	16	M.URIARTE	1'59.851	1'59.851	(16)
17	T.BUASRI	32.413	R.YAMANAKA	29.603	T.BUASRI	29.823	J.ROSENTHALER	28.113	17	J.ROSENTHALER	1'59.881	1'59.881	(17)
18	N.CARRARO	32.441	D.FOGGIA	29.681	J.ROSENTHALE	29.875	R.YAMANAKA	28.432	18	T.BUASRI	2'00.141	2'00.273	(18)
19	R.YAMANAKA	32.461	R.ROSSI	29.727	R.YAMANAKA	29.990	T.BUASRI	28.448	19	R.MOODLEY	2'00.330	2'00.452	(19)
20	R.MOODLEY	32.483	S.NEPA	29.728	A.CARPE	30.001	A.CARPE	28.460	20	R.YAMANAKA	2'00.486	2'00.542	(20)
21	T.FURUSATO	32.498	E.O'SHEA	29.749	G.PINI	30.006	A.CRUCES	28.516	21	A.CARPE	2'00.855	2'00.865	(21)
22	A.CARPE	32.608	R.MOODLEY	29.769	R.MOODLEY	30.040	E.O'SHEA	28.618	22	G.PINI	2'01.009	2'01.577	(23)
23	D.FOGGIA	32.807	A.CARPE	29.786	R.ROSSI	30.240	D.FOGGIA	28.650	23	D.FOGGIA	2'01.419	2'01.432	(22)
24	R.ROSSI	32.835	M.URIARTE	29.788	D.FOGGIA	30.281	R.ROSSI	28.721	24	R.ROSSI	2'01.523	2'01.846	(24)
25	E.O'SHEA	33.001	G.PINI	29.845	E.O'SHEA	30.318	G.PINI	28.856	25	E.O'SHEA	2'01.686	2'01.887	(25)

These data/results cannot be reproduced, stored and/or transmitted in whole or in part by any manner of electronic, mechanical, photocopying, recording, broadcasting or otherwise now known or herein after developed without the previous express consent by the copyright owner, except for reproduction in daily press and regular printed publications on sale to the public within 60 days of the event related to those data/results and always provided that copyright symbol appears together as follows below.

© DORNA, 2025

BEST PARTIAL TIMES

GRAN PREMIO YPF ENERGÍA DE ARGENTINA
FREE PRACTICE NR. 1



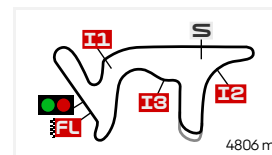
Termas de Río Hondo

									<i>IT</i> Ideal Lap Time, sum of the best partial times		<i>BT</i> Best Lap Time	
<i>T1</i>			<i>T2</i>		<i>T3</i>		<i>T4</i>				<i>IT</i>	<i>BT</i>
Pos	Rider	Time	Rider	Time	Rider	Time	Rider	Time	Pos	Rider		
26	J.KELSO	33.171	J.KELSO	30.467	J.KELSO	30.544	J.KELSO	28.910	26	J.KELSO	2'03.092	2'03.092 (26)

These data/results cannot be reproduced, stored and/or transmitted in whole or in part by any manner of electronic, mechanical, photocopying, recording, broadcasting or otherwise now known or herein after developed without the previous express consent by the copyright owner, except for reproduction in daily press and regular printed publications on sale to the public within 60 days of the event related to those data/results and always provided that copyright symbol appears together as follows below.
© DORNA, 2025

FASTEST LAPS SEQUENCE

GRAN PREMIO YPF ENERGÍA DE ARGENTINA
FREE PRACTICE NR. 1



Termas de Río Hondo

Practice Time	#	Rider	Nation	Motorcycle	Time	Km/h	Rider's Lap
4'28.639	89	Marcos URIARTE	SPA	HONDA	2'05.312	138.0	2
5'03.752	22	David ALMANSA	SPA	HONDA	2'03.964	139.5	2
5'29.725	64	David MUÑOZ	SPA	KTM	2'03.661	139.9	2
6'59.441	99	Jose Antonio RUEDA	SPA	KTM	2'02.371	141.3	3
7'04.421	22	David ALMANSA	SPA	HONDA	2'00.669	143.3	3
9'05.038	22	David ALMANSA	SPA	HONDA	2'00.617	143.4	4
11'04.660	22	David ALMANSA	SPA	HONDA	1'59.622	144.6	5
13'03.792	22	David ALMANSA	SPA	HONDA	1'59.132	145.2	6
17'00.744	99	Jose Antonio RUEDA	SPA	KTM	1'59.001	145.3	8
22'23.518	36	Angel PIQUERAS	SPA	KTM	1'58.965	145.4	7
24'54.958	22	David ALMANSA	SPA	HONDA	1'58.004	146.6	9
28'51.123	22	David ALMANSA	SPA	HONDA	1'57.797	146.8	11
36'29.706	99	Jose Antonio RUEDA	SPA	KTM	1'57.624	147.0	14
36'35.043	64	David MUÑOZ	SPA	KTM	1'57.363	147.4	12

These data/results cannot be reproduced, stored and/or transmitted in whole or in part by any manner of electronic, mechanical, photocopying, recording, broadcasting or otherwise now known or herein after developed without the previous express consent by the copyright owner, except for reproduction in daily press and regular printed publications on sale to the public within 60 days of the event related to those data/results and always provided that copyright symbol appears together as follows below.

© DORNA, 2025

Official MotoGP Timing by www.motogp.com

Termas de Río Hondo, Friday, March 14, 2025