

Termas de Río Hondo

CLASSIFICATION

GRAN PREMIO YPF ENERGÍA DE ARGENTINA

FREE PRACTICE NR. 1

| # | Rider | Nation | Team | Motorcycle | Time | Lap Total | Gap | T. Speed |
|----|---------------------------------|--------|-----------------------------------|------------|-----------------|-----------|-------------|--------------|
| 1 | 93 Marc MARQUEZ | SPA | Ducati Lenovo Team | DUCATI | 1'38.937 | 13 17 | | 336.2 |
| 2 | 5 Johann ZARCO | FRA | CASTROL Honda LCR | HONDA | 1'38.963 | 18 19 | 0.026 0.026 | 333.6 |
| 3 | 73 Alex MARQUEZ | SPA | BK8 Gresini Racing MotoGP | DUCATI | 1'39.208 | 17 17 | 0.271 0.245 | 339.0 |
| 4 | 21 Franco MORBIDELLI | ITA | Pertamina Enduro VR46 Racing Team | DUCATI | 1'39.408 | 20 20 | 0.471 0.200 | 337.1 |
| 5 | 72 Marco BEZZECCHI | ITA | Aprilia Racing | APRILIA | 1'39.582 | 16 21 | 0.645 0.174 | 343.6 |
| 6 | 10 Luca MARINI | ITA | Honda HRC Castrol | HONDA | 1'39.583 | 14 16 | 0.646 0.001 | 339.0 |
| 7 | 43 Jack MILLER | AUS | Prima Pramac Yamaha MotoGP | YAMAHA | 1'39.639 | 18 18 | 0.702 0.056 | 334.4 |
| 8 | 12 Maverick VIÑALES | SPA | Red Bull KTM Tech3 | KTM | 1'39.889 | 20 20 | 0.952 0.250 | 338.1 |
| 9 | 36 Joan MIR | SPA | Honda HRC Castrol | HONDA | 1'39.894 | 20 20 | 0.957 0.005 | 337.1 |
| 10 | 37 Pedro ACOSTA | SPA | Red Bull KTM Factory Racing | KTM | 1'39.928 | 18 20 | 0.991 0.034 | 342.7 |
| 11 | 33 Brad BINDER | RSA | Red Bull KTM Factory Racing | KTM | 1'39.955 | 19 21 | 1.018 0.027 | 338.1 |
| 12 | 42 Alex RINS | SPA | Monster Energy Yamaha MotoGP Team | YAMAHA | 1'39.979 | 19 19 | 1.042 0.024 | 334.4 |
| 13 | 20 Fabio QUARTARARO | FRA | Monster Energy Yamaha MotoGP Team | YAMAHA | 1'40.011 | 22 22 | 1.074 0.032 | 339.0 |
| 14 | 49 Fabio DI GIANNANTONIO | ITA | Pertamina Enduro VR46 Racing Team | DUCATI | 1'40.085 | 17 18 | 1.148 0.074 | 338.1 |
| 15 | 79 Ai OGURA | JPN | Trackhouse MotoGP Team | APRILIA | 1'40.162 | 17 19 | 1.225 0.077 | 339.0 |
| 16 | 63 Francesco BAGNAIA | ITA | Ducati Lenovo Team | DUCATI | 1'40.288 | 15 16 | 1.351 0.126 | 340.8 |
| 17 | 54 Fermin ALDEGUER | SPA | BK8 Gresini Racing MotoGP | DUCATI | 1'40.595 | 16 18 | 1.658 0.307 | 336.2 |
| 18 | 88 Miguel OLIVEIRA | POR | Prima Pramac Yamaha MotoGP | YAMAHA | 1'40.772 | 19 19 | 1.835 0.177 | 336.2 |
| 19 | 35 Somkiat CHANTRA | THA | IDEMITSU Honda LCR | HONDA | 1'40.782 | 13 17 | 1.845 0.010 | 335.3 |
| 20 | 25 Raul FERNANDEZ | SPA | Trackhouse MotoGP Team | APRILIA | 1'40.886 | 18 18 | 1.949 0.104 | 334.4 |
| 21 | 23 Enea BASTIANINI | ITA | Red Bull KTM Tech3 | KTM | 1'41.030 | 16 18 | 2.093 0.144 | 337.1 |
| 22 | 32 Lorenzo SAVADORI | ITA | Aprilia Racing | APRILIA | 1'41.876 | 16 19 | 2.939 0.846 | 337.1 |

Practice condition: **Dry**

Air: **18°**

Humidity: **79%**

Ground: **21°**

| | | | | |
|-----------------------------|---------|------------------------|-----------------|------------|
| Fastest Lap: | Lap: 13 | Marc MARQUEZ | 1'38.937 | 174.8 Km/h |
| Best Race Lap: | 2015 | Valentino ROSSI | 1'39.019 | 174.7 Km/h |
| All-Time Lap Record: | 2014 | Marc MARQUEZ | 1'37.683 | 177.1 Km/h |

The results are provisional until the end of the limit for protest and appeals.

Time limit for protest expires 60' after publication of the results - Time: **11:45**

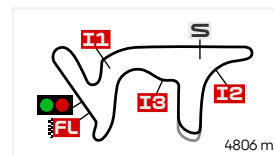
These data/results cannot be reproduced, stored and/or transmitted in whole or in part by any manner of electronic, mechanical, photocopying, recording, broadcasting or otherwise now known or herein after developed without the previous express consent by the copyright owner, except for reproduction in daily press and regular printed publications on sale to the public within 60 days of the event related to those data/results and always provided that copyright symbol appears together as follows below.

© DORNA, 2025

Official MotoGP Timing by

www.motogp.com

Termas de Río Hondo, Friday, March 14, 2025



Termas de Río Hondo

TOP SPEED & AVERAGE

GRAN PREMIO YPF ENERGÍA DE ARGENTINA

FREE PRACTICE NR. 1

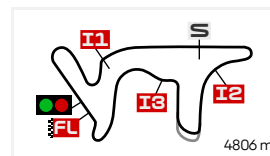
| # | Rider | Nation | Motorcycle | Top 5 speeds | | | | | Average | Top |
|----|------------------------------|--------|------------|--------------|-------|-------|-------|-------|---------|--------------|
| 72 | Marco BEZZECCHI | ITA | APRILIA | 343.6 | 342.7 | 340.8 | 340.8 | 340.8 | 341.7 | 343.6 |
| 37 | Pedro ACOSTA | SPA | KTM | 342.7 | 342.7 | 341.8 | 340.8 | 339.9 | 341.0 | 342.7 |
| 63 | Francesco BAGNAIA | ITA | DUCATI | 340.8 | 339.9 | 338.1 | 338.1 | 337.1 | 338.3 | 340.8 |
| 10 | Luca MARINI | ITA | HONDA | 339.0 | 338.1 | 336.2 | 335.3 | 332.7 | 336.3 | 339.0 |
| 20 | Fabio QUARTARARO | FRA | YAMAHA | 339.0 | 335.3 | 335.3 | 334.4 | 334.4 | 335.2 | 339.0 |
| 73 | Alex MARQUEZ | SPA | DUCATI | 339.0 | 335.3 | 334.4 | 333.6 | 332.7 | 334.6 | 339.0 |
| 79 | Ai OGURA | JPN | APRILIA | 339.0 | 339.0 | 337.1 | 335.3 | 335.3 | 336.6 | 339.0 |
| 12 | Maverick VIÑALES | SPA | KTM | 338.1 | 337.1 | 336.2 | 336.2 | 336.2 | 336.8 | 338.1 |
| 33 | Brad BINDER | RSA | KTM | 338.1 | 338.1 | 337.1 | 337.1 | 337.1 | 337.4 | 338.1 |
| 49 | Fabio DI GIANNANTONIO | ITA | DUCATI | 338.1 | 336.2 | 335.3 | 335.3 | 334.4 | 335.6 | 338.1 |
| 21 | Franco MORBIDELLI | ITA | DUCATI | 337.1 | 336.2 | 336.2 | 334.4 | 334.4 | 335.7 | 337.1 |
| 23 | Enea BASTIANINI | ITA | KTM | 337.1 | 335.3 | 334.4 | 334.4 | 333.6 | 334.5 | 337.1 |
| 32 | Lorenzo SAVADORI | ITA | APRILIA | 337.1 | 335.3 | 334.4 | 333.6 | 332.7 | 334.6 | 337.1 |
| 36 | Joan MIR | SPA | HONDA | 337.1 | 337.1 | 337.1 | 336.2 | 335.3 | 336.2 | 337.1 |
| 54 | Fermin ALDEGUER | SPA | DUCATI | 336.2 | 334.4 | 333.6 | 333.6 | 333.6 | 334.3 | 336.2 |
| 88 | Miguel OLIVEIRA | POR | YAMAHA | 336.2 | 333.6 | 333.6 | 333.6 | 333.6 | 334.1 | 336.2 |
| 93 | Marc MARQUEZ | SPA | DUCATI | 336.2 | 336.2 | 335.3 | 335.3 | 334.4 | 335.2 | 336.2 |
| 35 | Somkiat CHANTRA | THA | HONDA | 335.3 | 332.7 | 331.8 | 330.9 | 330.9 | 332.3 | 335.3 |
| 25 | Raul FERNANDEZ | SPA | APRILIA | 334.4 | 333.6 | 333.6 | 332.7 | 332.7 | 333.4 | 334.4 |
| 42 | Alex RINS | SPA | YAMAHA | 334.4 | 333.6 | 333.6 | 333.6 | 333.6 | 333.8 | 334.4 |
| 43 | Jack MILLER | AUS | YAMAHA | 334.4 | 333.6 | 332.7 | 332.7 | 332.7 | 333.2 | 334.4 |
| 5 | Johann ZARCO | FRA | HONDA | 333.6 | 332.7 | 332.7 | 332.7 | 332.7 | 332.8 | 333.6 |

These data/results cannot be reproduced, stored and/or transmitted in whole or in part by any manner of electronic, mechanical, photocopying, recording, broadcasting or otherwise now known or herein after developed without the previous express consent by the copyright owner, except for reproduction in daily press and regular printed publications on sale to the public within 60 days of the event related to those data/results and always provided that copyright symbol appears together as follows below.

© DORNA, 2025

Official MotoGP Timing by www.motogp.com

Termas de Río Hondo, Friday, March 14, 2025



Termas de Río Hondo

CHRONOLOGICAL ANALYSIS OF PERFORMANCES

GRAN PREMIO YPF ENERGÍA DE ARGENTINA

FREE PRACTICE NR. 1

* Lap / Sector time cancelled

P Crossing the finish line in pit lane

** Tyre data subject to further updates

T1 Time from finish line to 1st intermediate

T2 Time from 1st intermed. to 2nd intermed.

T3 Time from 2nd intermed. to 3rd intermed.

T4 Time from 3rd intermediate to finish line

| Lap | Lap Time | T1 | T2 | T3 | T4 | Speed | Lap | Lap Time | T1 | T2 | T3 | T4 | Speed | |
|------------|-----------------|-----------------------------------|---------------|------------------|---------------|--------|-------|-----------------|------------------|------------|------------------|--------------|--------|-------|
| 1st | 93 | Marc MARQUEZ | | DUCATI | | SPA | | | | | | | | |
| | | Ducati Lenovo Team | | | | | | | | | | | | |
| | | Runs=2 | Total laps=17 | Full laps=14 | Valid laps=14 | | | | | | | | | |
| Run # | 1 | Front Tyre | Slick-Soft | Rear Tyre | Slick-Medium | | Run # | 3 | Front Tyre | Slick-Soft | Rear Tyre | Slick-Medium | | |
| | | New Tyre | | New Tyre | | | | | 14 Laps at start | | 14 Laps at start | | | |
| 1 | 8'40.645 | | 32.261 | 26.478 | 28.577 | 26.335 | 295.7 | 12 | 1'40.754 | 27.260 | 24.035 | 25.392 | 24.067 | 332.7 |
| 2 | 1'46.554 | | 29.352 | 24.832 | 27.097 | 25.273 | 326.6 | 13 | 1'39.421 | 27.122 | 23.420 | 25.216 | 23.663 | 332.7 |
| 3 | 1'42.937 | | 27.978 | 24.317 | 26.123 | 24.519 | 332.7 | 14 | 1'49.938 P | 27.178 | 24.689 | 26.012 | 32.059 | 332.7 |
| 4 | 1'44.357 | | 28.749 | 24.635 | 26.397 | 24.576 | 316.7 | 15 | 7'42.418 | 30.603 | 23.944 | 26.277 | 23.962 | 329.2 |
| 5 | 1'41.266 | | 27.544 | 23.937 | 25.700 | 24.085 | 330.9 | 16 | 1'39.321 | 27.053 | 23.519 | 25.152 | 23.597 | 331.8 |
| 6 | 1'45.418 | | 30.252 | 24.551 | 26.212 | 24.403 | 331.8 | 17 | 1'42.874 | 27.047 | 26.052 | 25.931 | 23.844 | 333.6 |
| 7 | 1'43.325 | | 28.679 | 24.202 | 26.134 | 24.310 | 333.6 | 18 | 1'38.963 | 26.946 | 23.420 | 25.120 | 23.477 | 332.7 |
| 8 | 1'39.991 | | 27.191 | 23.691 | 25.261 | 23.848 | 330.9 | 19 | 1'40.893 | 27.239 | 24.095 | 25.501 | 24.058 | 332.7 |
| 9 | 1'49.390 P | | 28.939 | 23.856 | 25.441 | 31.154 | 334.4 | | | | | | | |
| Run # | 2 | Front Tyre | Slick-Soft | Rear Tyre | Slick-Medium | | Run # | 1 | Front Tyre | Slick-Soft | Rear Tyre | Slick-Medium | | |
| | | 9 Laps at start | | 9 Laps at start | | | | | New Tyre | | New Tyre | | | |
| 10 | 11'27.694 | | 31.152 | 26.988 | 26.724 | 24.711 | 278.0 | 1 | 7'02.714 | 32.873 | 27.630 | 28.892 | 25.921 | 252.2 |
| 11 | 1'40.963 | | 27.560 | 23.744 | 25.586 | 24.073 | 333.6 | 2 | 1'45.683 | 29.272 | 24.873 | 26.851 | 24.687 | 327.4 |
| 12 | 1'39.385 | | 27.113 | 23.479 | 25.055 | 23.738 | 335.3 | 3 | 1'43.049 | 28.339 | 24.124 | 26.070 | 24.516 | 329.2 |
| 13 | 1'38.937 | 26.866 | 23.437 | 25.049 | 23.585 | 336.2 | 4 | 1'43.534 | 29.349 | 24.072 | 25.970 | 24.143 | 330.0 | |
| 14 | 1'40.980 | | 27.262 | 23.562 | 25.377 | 24.779 | 336.2 | 5 | 1'40.927 | 27.495 | 23.798 | 25.620 | 24.014 | 331.8 |
| 15 | 1'39.635 | | 27.026 | 23.580 | 25.293 | 23.736 | 334.4 | 6 | 1'40.769 | 27.570 | 23.682 | 25.450 | 24.067 | 332.7 |
| 16 | 1'39.384 | | 26.966 | 23.525 | 25.157 | 23.736 | 334.4 | 7 | 1'40.359 | 27.449 | 23.594 | 25.458 | 23.858 | 331.8 |
| 17 | 1'39.746 | | 27.104 | 23.539 | 25.228 | 23.875 | 335.3 | 8 | 1'43.232 | 29.544 | 24.006 | 25.732 | 23.950 | 331.8 |
| | | | | | | | | 9 | 1'40.163 | 27.358 | 23.608 | 25.361 | 23.836 | 331.8 |
| | | | | | | | | 10 | 1'50.414 P | 29.846 | 23.933 | 26.108 | 30.527 | 332.7 |
| Run # | 2 | Front Tyre | Slick-Soft | Rear Tyre | Slick-Medium | | Run # | 2 | Front Tyre | Slick-Soft | Rear Tyre | Slick-Medium | | |
| | | 10 Laps at start | | 10 Laps at start | | | | | New Tyre | | New Tyre | | | |
| 11 | 13'46.951 | | 30.751 | 26.919 | 27.541 | 24.942 | 257.4 | 11 | 13'46.951 | 30.751 | 26.919 | 27.541 | 24.942 | 257.4 |
| 12 | 1'41.994 | | 27.919 | 23.921 | 25.984 | 24.170 | 328.3 | 12 | 1'41.994 | 27.919 | 23.921 | 25.984 | 24.170 | 328.3 |
| 13 | 1'40.091 | | 27.284 | 23.613 | 25.327 | 23.867 | 331.8 | 13 | 1'40.091 | 27.284 | 23.613 | 25.327 | 23.867 | 331.8 |
| 14 | 1'39.409 | | 27.140 | 23.435 | 25.198 | 23.636 | 333.6 | 14 | 1'39.409 | 27.140 | 23.435 | 25.198 | 23.636 | 333.6 |
| 15 | 1'39.405 | | 27.025 | 23.465 | 25.157 | 23.758 | 334.4 | 15 | 1'39.405 | 27.025 | 23.465 | 25.157 | 23.758 | 334.4 |
| 16 | 1'41.919 | | 27.223 | 23.660 | 26.507 | 24.529 | 339.0 | 16 | 1'41.919 | 27.223 | 23.660 | 26.507 | 24.529 | 339.0 |
| 17 | 1'39.208 | 26.876 | 23.498 | 25.095 | 23.739 | 335.3 | 17 | 1'39.208 | 26.876 | 23.498 | 25.095 | 23.739 | 335.3 | |
| 2nd | 5 | Johann ZARCO | | HONDA | | FRA | | | | | | | | |
| | | CASTROL Honda LCR | | | | | | | | | | | | |
| | | Runs=3 | Total laps=19 | Full laps=14 | Valid laps=14 | | | | | | | | | |
| Run # | 1 | Front Tyre | Slick-Soft | Rear Tyre | Slick-Medium | | Run # | 1 | Front Tyre | Slick-Soft | Rear Tyre | Slick-Medium | | |
| | | New Tyre | | New Tyre | | | | | New Tyre | | New Tyre | | | |
| 1 | 2'07.927 | | 32.859 | 25.653 | 28.163 | 25.431 | 291.6 | 1 | 2'07.927 | 32.859 | 25.653 | 28.163 | 25.431 | 291.6 |
| 2 | 1'44.741 | | 30.067 | 24.146 | 26.161 | 24.367 | 330.9 | 2 | 1'44.741 | 30.067 | 24.146 | 26.161 | 24.367 | 330.9 |
| 3 | 1'41.718 | | 27.961 | 23.869 | 25.720 | 24.168 | 330.9 | 3 | 1'41.718 | 27.961 | 23.869 | 25.720 | 24.168 | 330.9 |
| 4 | 1'40.887 | | 27.611 | 23.618 | 25.584 | 24.074 | 331.8 | 4 | 1'40.887 | 27.611 | 23.618 | 25.584 | 24.074 | 331.8 |
| 5 | 1'40.405 | | 27.519 | 23.657 | 25.347 | 23.882 | 331.8 | 5 | 1'40.405 | 27.519 | 23.657 | 25.347 | 23.882 | 331.8 |
| 6 | 1'48.701 P | | 27.441 | 23.607 | 26.434 | 31.219 | 332.7 | 6 | 1'48.701 P | 27.441 | 23.607 | 26.434 | 31.219 | 332.7 |
| Run # | 2 | Front Tyre | Slick-Soft | Rear Tyre | Slick-Medium | | Run # | 2 | Front Tyre | Slick-Soft | Rear Tyre | Slick-Medium | | |
| | | 6 Laps at start | | 6 Laps at start | | | | | 10 Laps at start | | 10 Laps at start | | | |
| 7 | 8'29.919 | | 30.641 | 24.223 | 26.082 | 24.237 | 325.7 | 7 | 8'29.919 | 30.641 | 24.223 | 26.082 | 24.237 | 325.7 |
| 8 | 1'40.276 | | 27.373 | 23.566 | 25.447 | 23.890 | 330.9 | 8 | 1'40.276 | 27.373 | 23.566 | 25.447 | 23.890 | 330.9 |
| 9 | 1'42.492 | | 29.919 | 23.566 | 25.279 | 23.728 | 330.9 | 9 | 1'42.492 | 29.919 | 23.566 | 25.279 | 23.728 | 330.9 |
| 10 | 1'39.794 | | 27.237 | 23.639 | 25.251 | 23.667 | 329.2 | 10 | 1'39.794 | 27.237 | 23.639 | 25.251 | 23.667 | 329.2 |
| 11 | 1'39.397 | | 27.174 | 23.434 | 25.137 | 23.652 | 332.7 | 11 | 1'39.397 | 27.174 | 23.434 | 25.137 | 23.652 | 332.7 |
| 3rd | 73 | Alex MARQUEZ | | DUCATI | | SPA | | | | | | | | |
| | | BK8 Gresini Racing MotoGP | | | | | | | | | | | | |
| | | Runs=2 | Total laps=17 | Full laps=14 | Valid laps=14 | | | | | | | | | |
| Run # | 1 | Front Tyre | Slick-Soft | Rear Tyre | Slick-Medium | | Run # | 1 | Front Tyre | Slick-Soft | Rear Tyre | Slick-Medium | | |
| | | New Tyre | | New Tyre | | | | | New Tyre | | New Tyre | | | |
| 1 | 7'02.714 | | 32.873 | 27.630 | 28.892 | 25.921 | 252.2 | 1 | 7'02.714 | 32.873 | 27.630 | 28.892 | 25.921 | 252.2 |
| 2 | 1'45.683 | | 29.272 | 24.873 | 26.851 | 24.687 | 327.4 | 2 | 1'45.683 | 29.272 | 24.873 | 26.851 | 24.687 | 327.4 |
| 3 | 1'43.049 | | 28.339 | 24.124 | 26.070 | 24.516 | 329.2 | 3 | 1'43.049 | 28.339 | 24.124 | 26.070 | 24.516 | 329.2 |
| 4 | 1'43.534 | | 29.349 | 24.072 | 25.970 | 24.143 | 330.0 | 4 | 1'43.534 | 29.349 | 24.072 | 25.970 | 24.143 | 330.0 |
| 5 | 1'40.927 | | 27.495 | 23.798 | 25.620 | 24.014 | 331.8 | 5 | 1'40.927 | 27.495 | 23.798 | 25.620 | 24.014 | 331.8 |
| 6 | 1'40.769 | | 27.570 | 23.682 | 25.450 | 24.067 | 332.7 | 6 | 1'40.769 | 27.570 | 23.682 | 25.450 | 24.067 | 332.7 |
| 7 | 1'40.359 | | 27.449 | 23.594 | 25.458 | 23.858 | 331.8 | 7 | 1'40.359 | 27.449 | 23.594 | 25.458 | 23.858 | 331.8 |
| 8 | 1'43.232 | | 29.544 | 24.006 | 25.732 | 23.950 | 331.8 | 8 | 1'43.232 | 29.544 | 24.006 | 25.732 | 23.950 | 331.8 |
| 9 | 1'40.163 | | 27.358 | 23.608 | 25.361 | 23.836 | 331.8 | 9 | 1'40.163 | 27.358 | 23.608 | 25.361 | 23.836 | 331.8 |
| 10 | 1'50.414 P | | 29.846 | 23.933 | 26.108 | 30.527 | 332.7 | 10 | 1'50.414 P | 29.846 | 23.933 | 26.108 | 30.527 | 332.7 |
| Run # | 2 | Front Tyre | Slick-Soft | Rear Tyre | Slick-Medium | | Run # | 2 | Front Tyre | Slick-Soft | Rear Tyre | Slick-Medium | | |
| | | 10 Laps at start | | 10 Laps at start | | | | | New Tyre | | New Tyre | | | |
| 11 | 13'46.951 | | 30.751 | 26.919 | 27.541 | 24.942 | 257.4 | 11 | 13'46.951 | 30.751 | 26.919 | 27.541 | 24.942 | 257.4 |
| 12 | 1'41.994 | | 27.919 | 23.921 | 25.984 | 24.170 | 328.3 | 12 | 1'41.994 | 27.919 | 23.921 | 25.984 | 24.170 | 328.3 |
| 13 | 1'40.091 | | 27.284 | 23.613 | 25.327 | 23.867 | 331.8 | 13 | 1'40.091 | 27.284 | 23.613 | 25.327 | 23.867 | 331.8 |
| 14 | 1'39.409 | | 27.140 | 23.435 | 25.198 | 23.636 | 333.6 | 14 | 1'39.409 | 27.140 | 23.435 | 25.198 | 23.636 | 333.6 |
| 15 | 1'39.405 | | 27.025 | 23.465 | 25.157 | 23.758 | 334.4 | 15 | 1'39.405 | 27.025 | 23.465 | 25.157 | 23.758 | 334.4 |
| 16 | 1'41.919 | | 27.223 | 23.660 | 26.507 | 24.529 | 339.0 | 16 | 1'41.919 | 27.223 | 23.660 | 26.507 | 24.529 | 339.0 |
| 17 | 1'39.208 | 26.876 | 23.498 | 25.095 | 23.739 | 335.3 | 17 | 1'39.208 | 26.876 | 23.498 | 25.095 | 23.739 | 335.3 | |
| 4th | 21 | Franco MORBIDELLI | | DUCATI | | ITA | | | | | | | | |
| | | Pertamina Enduro VR46 Racing Team | | | | | | | | | | | | |
| | | Runs=3 | Total laps=20 | Full laps=15 | Valid laps=15 | | | | | | | | | |
| Run # | 1 | Front Tyre | Slick-Soft | Rear Tyre | Slick-Medium | | Run # | 1 | Front Tyre | Slick-Soft | Rear Tyre | Slick-Medium | | |
| | | New Tyre | | New Tyre | | | | | New Tyre | | New Tyre | | | |
| 1 | 3'31.977 | | 38.266 | 27.068 | 29.763 | 26.911 | 307.3 | 1 | 3'31.977 | 38.266 | 27.068 | 29.763 | 26.911 | 307.3 |
| 2 | 1'49.528 | | 30.447 | 25.129 | 28.322 | 25.630 | 326.6 | 2 | 1'49.528 | 30.447 | 25.129 | 28.322 | 25.630 | 326.6 |

| | | | | | | | | |
|---------------------|--------------|-----|--------------------|-----------------|--------|--------|--------|--------|
| Fastest Lap: | Marc MARQUEZ | SPA | Ducati Lenovo Team | 1'38.937 | 26.866 | 23.437 | 25.049 | 23.585 |
|---------------------|--------------|-----|--------------------|-----------------|--------|--------|--------|--------|

Free Practice Nr. 1

MotoGP™

| Lap | Lap Time | T1 | T2 | T3 | T4 | Speed |
|-------|-------------------|------------------|---------------|------------------|---------------|--------------|
| 3 | 1'46.368 | 29.197 | 24.501 | 27.535 | 25.135 | 329.2 |
| 4 | 1'44.655 | 28.588 | 24.365 | 26.957 | 24.745 | 330.9 |
| 5 | 1'45.085 | 29.265 | 24.369 | 26.656 | 24.795 | 329.2 |
| 6 | 1'42.904 | 27.927 | 24.031 | 26.555 | 24.391 | 330.9 |
| 7 | 1'50.514 P | 27.723 | 23.911 | 26.089 | 32.791 | 329.2 |
| Run # | 2 | Front Tyre | Slick-Soft | Rear Tyre | Slick-Medium | |
| | | 7 Laps at start | | 7 Laps at start | | |
| 8 | 6'55.519 | 32.104 | 25.618 | 27.701 | 24.956 | 286.9 |
| 9 | 1'42.419 | 27.973 | 23.899 | 26.198 | 24.349 | 330.9 |
| 10 | 1'41.527 | 27.648 | 23.835 | 25.905 | 24.139 | 330.9 |
| 11 | 1'42.910 | 27.592 | 23.711 | 26.844 | 24.763 | 333.6 |
| 12 | 1'40.753 | 27.444 | 23.537 | 25.790 | 23.982 | 333.6 |
| 13 | 1'40.605 | 27.170 | 23.645 | 25.775 | 24.015 | 334.4 |
| 14 | 1'45.017 | 27.174 | 23.424 | 25.828 | 28.591 | 337.1 |
| 15 | 1'46.954 P | 27.375 | 23.574 | 25.631 | 30.374 | 333.6 |
| Run # | 3 | Front Tyre | Slick-Soft | Rear Tyre | Slick-Medium | |
| | | 15 Laps at start | | 15 Laps at start | | |
| 16 | 6'18.246 | 34.605 | 24.230 | 26.711 | 24.350 | 331.8 |
| 17 | 1'41.784 | 27.286 | 23.532 | 27.003 | 23.963 | 336.2 |
| 18 | 1'39.950 | 27.091 | 23.502 | 25.541 | 23.816 | 334.4 |
| 19 | 1'46.329 | 27.104 | 25.791 | 28.892 | 24.542 | 332.7 |
| 20 | 1'39.408 | 27.038 | 23.396 | 25.268 | 23.706 | 336.2 |

5th 72 Marco BEZZECCHI APRILIA ITA
Aprilia Racing

Runs=2 Total laps=21 Full laps=17 Valid laps=17

| Run # | 1 | Front Tyre | Slick-Soft | Rear Tyre | Slick-Medium | |
|-------|-------------------|------------------|---------------|------------------|---------------|--------------|
| | | New Tyre | | New Tyre | | |
| 1 | 2'37.790 | 35.837 | 29.047 | 28.747 | 26.270 | 274.9 |
| 2 | 1'46.094 | 29.341 | 24.789 | 27.058 | 24.906 | 320.7 |
| 3 | 1'42.424 | 28.271 | 23.810 | 26.095 | 24.248 | 339.0 |
| 4 | 1'41.451 | 27.440 | 23.944 | 25.881 | 24.186 | 337.1 |
| 5 | 1'44.933 | 27.648 | 23.588 | 29.333 | 24.364 | 342.7 |
| 6 | 1'41.407 | 27.554 | 24.100 | 25.647 | 24.106 | 335.3 |
| 7 | 1'40.694 | 27.394 | 23.666 | 25.478 | 24.156 | 340.8 |
| 8 | 1'41.084 | 27.970 | 23.750 | 25.491 | 23.873 | 336.2 |
| 9 | 1'40.383 | 27.323 | 23.610 | 25.407 | 24.043 | 335.3 |
| 10 | 1'51.090 P | 27.387 | 23.733 | 28.572 | 31.398 | 334.4 |
| Run # | 2 | Front Tyre | Slick-Soft | Rear Tyre | Slick-Medium | |
| | | 10 Laps at start | | 10 Laps at start | | |
| 11 | 8'19.506 | 31.502 | 24.578 | 26.335 | 24.277 | 332.7 |
| 12 | 1'40.794 | 27.601 | 23.637 | 25.585 | 23.971 | 335.3 |
| 13 | 1'40.135 | 27.380 | 23.520 | 25.335 | 23.900 | 334.4 |
| 14 | 1'40.414 | 27.235 | 23.835 | 25.409 | 23.935 | 338.1 |
| 15 | 1'43.732 | 28.788 | 24.246 | 26.741 | 23.957 | 340.8 |
| 16 | 1'39.582 | 27.056 | 23.482 | 25.299 | 23.745 | 335.3 |
| 17 | 1'39.794 | 27.181 | 23.418 | 25.371 | 23.824 | 336.2 |
| 18 | 1'39.898 | 27.191 | 23.574 | 25.289 | 23.844 | 336.2 |
| 19 | 1'39.758 | 27.129 | 23.449 | 25.373 | 23.807 | 339.0 |
| 20 | 1'40.482 | 27.086 | 23.449 | 25.463 | 24.484 | 343.6 |
| 21 | 1'52.076 P | 30.355 | 23.815 | 26.186 | 31.720 | 340.8 |

6th 10 Luca MARINI HONDA ITA
Honda HRC Castrol

Runs=3 Total laps=16 Full laps=11 Valid laps=11

Fastest Lap: Marc MARQUEZ SPA Ducati Lenovo Team **1'38.937** 26.866 23.437 25.049 23.585

These data/results cannot be reproduced, stored and/or transmitted in whole or in part by any manner of electronic, mechanical, photocopying, recording, broadcasting or otherwise now known or herein after developed without the previous express consent by the copyright owner, except for reproduction in daily press and regular printed publications on sale to the public within 60 days of the event related to those data/results and always provided that copyright symbol appears together as follows below.

© DORNA, 2025

Official MotoGP Timing by TISSOT

www.motogp.com

Termas de Río Hondo, Friday, March 14, 2025

Page 2 of 6



| Lap | Lap Time | T1 | T2 | T3 | T4 | Speed |
|-------|-------------------|------------------|---------------|------------------|---------------|--------------|
| Run # | 1 | Front Tyre | Slick-Soft | Rear Tyre | Slick-Medium | |
| | | New Tyre | | New Tyre | | |
| 1 | 7'57.103 | 31.958 | 25.299 | 27.594 | 25.287 | 295.7 |
| 2 | 1'46.029 | 28.502 | 24.730 | 26.879 | 25.918 | 323.2 |
| 3 | 1'42.546 | 27.829 | 24.109 | 26.115 | 24.493 | 326.6 |
| 4 | 1'41.488 | 27.661 | 23.994 | 25.772 | 24.061 | 330.0 |
| 5 | 1'40.869 | 27.440 | 23.780 | 25.684 | 23.965 | 331.8 |
| 6 | 1'52.283 P | 28.912 | 24.885 | 27.452 | 31.034 | 324.9 |
| Run # | 2 | Front Tyre | Slick-Soft | Rear Tyre | Slick-Medium | |
| | | 6 Laps at start | | 6 Laps at start | | |
| 7 | 8'38.407 | 31.129 | 25.268 | 26.741 | 24.508 | 307.3 |
| 8 | 1'50.063 | 27.851 | 23.872 | 33.131 | 25.209 | 329.2 |
| 9 | 1'41.265 | 27.739 | 23.684 | 25.724 | 24.118 | 330.0 |
| 10 | 1'52.607 P | 29.490 | 25.631 | 26.787 | 30.699 | 318.3 |
| Run # | 3 | Front Tyre | Slick-Soft | Rear Tyre | Slick-Medium | |
| | | 10 Laps at start | | 10 Laps at start | | |
| 11 | 6'40.823 | 31.677 | 25.414 | 26.434 | 25.793 | 302.1 |
| 12 | 1'41.272 | 27.512 | 24.221 | 25.709 | 23.830 | 339.0 |
| 13 | 1'39.807 | 27.195 | 23.585 | 25.382 | 23.645 | 336.2 |
| 14 | 1'39.583 | 27.097 | 23.475 | 25.375 | 23.636 | 338.1 |
| 15 | 1'39.748 | 27.112 | 23.698 | 25.262 | 23.676 | 335.3 |
| 16 | 1'39.708 | 27.130 | 23.607 | 25.294 | 23.677 | 332.7 |

7th 43 Jack MILLER YAMAHA AUS
Prima Pramac Yamaha MotoGP

Runs=3 Total laps=18 Full laps=13 Valid laps=13

| Run # | 1 | Front Tyre | Slick-Soft | Rear Tyre | Slick-Medium | |
|-------|-------------------|-----------------|---------------|-----------------|---------------|--------------|
| | | New Tyre | | New Tyre | | |
| 1 | 2'16.186 | 34.529 | 26.465 | 28.899 | 26.285 | 303.6 |
| 2 | 1'46.351 | 29.291 | 24.873 | 26.932 | 25.255 | 328.3 |
| 3 | 1'43.576 | 28.434 | 24.448 | 26.231 | 24.463 | 330.0 |
| 4 | 1'41.933 | 27.744 | 24.071 | 25.883 | 24.235 | 330.9 |
| 5 | 1'45.224 | 29.784 | 24.832 | 25.995 | 24.613 | 323.2 |
| 6 | 2'03.434 | 39.930 | 26.048 | 32.839 | 24.617 | 320.7 |
| 7 | 1'40.971 | 27.491 | 24.044 | 25.431 | 24.005 | 333.6 |
| 8 | 1'44.459 | 28.640 | 24.358 | 26.437 | 25.024 | 326.6 |
| 9 | 1'53.412 P | 30.846 | 24.133 | 25.897 | 32.536 | 329.2 |
| Run # | 2 | Front Tyre | Slick-Soft | Rear Tyre | Slick-Medium | |
| | | 9 Laps at start | | 9 Laps at start | | |
| 10 | 9'48.825 | 32.365 | 25.736 | 31.487 | 24.289 | 329.2 |
| 11 | 1'41.133 | 27.504 | 23.773 | 26.000 | 23.856 | 332.7 |
| 12 | 1'40.242 | 27.359 | 23.628 | 25.408 | 23.847 | 332.7 |
| 13 | 1'43.522 | 27.250 | 25.650 | 26.678 | 23.944 | 332.7 |
| 14 | 1'40.282 | 27.256 | 23.701 | 25.567 | 23.758 | 334.4 |
| 15 | 1'54.420 P | 28.472 | 26.601 | 26.772 | 32.575 | 281.7 |
| Run # | 3 | Front Tyre | Slick-Soft | Rear Tyre | Slick-Medium | |
| | | New Tyre | | New Tyre | | |
| 16 | 7'34.482 | 29.981 | 24.197 | 26.080 | 23.863 | 330.9 |
| 17 | 1'39.761 | 27.105 | 23.540 | 25.307 | 23.809 | 330.9 |
| 18 | 1'39.639 | 26.949 | 23.652 | 25.305 | 23.733 | 331.8 |

Free Practice Nr. 1

MotoGP™

| Lap | Lap Time | T1 | T2 | T3 | T4 | Speed |
|------------|-------------------|-------------------------|---------------|------------------|---------------|-------|
| 8th | 12 | Maverick VIÑALES | | KTM | SPA | |
| | | Red Bull KTM Tech3 | | | | |
| | | Runs=3 | Total laps=20 | Full laps=15 | Valid laps=14 | |
| Run # | 1 | Front Tyre | Slick-Soft | Rear Tyre | Slick-Medium | |
| | | New Tyre | | New Tyre | | |
| 1 | 2'39.237 | 32.871 | 26.217 | 28.039 | 25.492 | 299.2 |
| 2 | 1'45.129 | 29.293 | 24.529 | 26.772 | 24.535 | 336.2 |
| 3 | 1'44.375 | 29.265 | 24.531 | 26.154 | 24.425 | 328.3 |
| 4 | 1'41.445 | 27.617 | 23.989 | 25.762 | 24.077 | 335.3 |
| 5 | 1'40.754 | 27.440 | 23.699 | 25.669 | 23.946 | 338.1 |
| 6 | 1'48.376 | 32.072 | 24.230 | 26.084 | 25.990 | 336.2 |
| 7 | 1'51.887 P | 27.889 | 25.157 | 27.435 | 31.406 | 317.5 |
| Run # | 2 | Front Tyre | Slick-Soft | Rear Tyre | Slick-Medium | |
| | | 7 Laps at start | | 7 Laps at start | | |
| 8 | 8'04.015 | 30.881 | 24.892 | 26.655 | 24.575 | 324.9 |
| 9 | 1'42.479 | 28.239 | 23.857 | 26.211 | 24.172 | 333.6 |
| 10 | 1'41.015 | 27.620 | 23.834 | 25.563 | 23.998 | 333.6 |
| 11 | 1'43.171 | 27.643 | 25.198 | 26.178 | 24.152 | 336.2 |
| 12 | 1'40.949 | 27.550 | 23.945 | 25.573 | 23.881 | 334.4 |
| 13 | 1'40.678 | 27.467 | 23.731 | 25.521 | 23.959 | 334.4 |
| 14 | 1'40.533 | 27.468 | 23.745 | 25.481 | 23.839 | 335.3 |
| 15 | 1'51.269 P | 29.286 | 23.926 | 26.619 | 31.438 | 335.3 |
| Run # | 3 | Front Tyre | Slick-Soft | Rear Tyre | Slick-Medium | |
| | | 15 Laps at start | | 15 Laps at start | | |
| 16 | 6'34.087 | 29.428 | 24.194 | 25.919 | 23.917 | 334.4 |
| 17 | 1'41.276 | 27.203 | 23.632 | 25.418 | 25.023 | 337.1 |
| 18 | 1'39.949 | 27.368 | 23.582 | 25.311 | 23.688 | 335.3 |
| 19 | 1'40.073 * | 27.285 | 23.634 | 25.285 * | 23.869 * | 333.6 |
| 20 | 1'39.889 | 27.332 | 23.621 | 25.223 | 23.713 | 335.3 |

| 9th | 36 | Joan MIR | | HONDA | SPA | |
|------------|-----------------|-------------------|---------------|------------------|---------------|-------|
| | | Honda HRC Castrol | | | | |
| | | Runs=2 | Total laps=20 | Full laps=17 | Valid laps=17 | |
| Run # | 1 | Front Tyre | Slick-Soft | Rear Tyre | Slick-Medium | |
| | | New Tyre | | New Tyre | | |
| 1 | 2'32.159 | 32.951 | 25.822 | 28.564 | 25.657 | 294.3 |
| 2 | 1'45.703 | 29.011 | 24.703 | 27.130 | 24.859 | 329.2 |
| 3 | 1'43.633 | 28.662 | 24.069 | 26.473 | 24.429 | 337.1 |
| 4 | 1'44.245 | 28.618 | 24.485 | 26.601 | 24.541 | 315.9 |
| 5 | 1'43.181 | 27.882 | 24.172 | 26.477 | 24.650 | 337.1 |
| 6 | 1'46.688 | 31.309 | 25.064 | 26.085 | 24.230 | 313.5 |
| 7 | 1'41.900 | 27.916 | 23.818 | 25.855 | 24.311 | 335.3 |
| 8 | 1'45.241 | 30.080 | 24.348 | 26.359 | 24.454 | 330.9 |
| 9 | 1'41.716 | 27.897 | 23.890 | 25.766 | 24.163 | 332.7 |
| 10 | 1'40.632 | 27.492 | 23.643 | 25.568 | 23.929 | 333.6 |
| 11 | 2'02.613 P | 35.319 | 24.993 | 28.096 | 34.205 | 325.7 |
| Run # | 2 | Front Tyre | Slick-Soft | Rear Tyre | Slick-Medium | |
| | | 11 Laps at start | | 11 Laps at start | | |
| 12 | 11'29.768 | 30.651 | 24.706 | 26.907 | 24.431 | 325.7 |
| 13 | 1'41.188 | 27.728 | 23.747 | 25.665 | 24.048 | 333.6 |
| 14 | 1'40.185 | 27.353 | 23.547 | 25.361 | 23.924 | 335.3 |
| 15 | 1'40.284 | 27.319 | 23.521 | 25.422 | 24.022 | 337.1 |
| 16 | 1'40.107 | 27.193 | 23.521 | 25.507 | 23.886 | 336.2 |
| 17 | 1'45.045 | 29.350 | 24.649 | 26.997 | 24.049 | 330.0 |
| 18 | 1'40.366 | 27.234 | 23.656 | 25.530 | 23.946 | 333.6 |

| Lap | Lap Time | T1 | T2 | T3 | T4 | Speed |
|-----|-----------------|--------|--------|--------|--------|-------|
| 19 | 1'42.506 | 29.209 | 23.761 | 25.609 | 23.927 | 335.3 |
| 20 | 1'39.894 | 27.277 | 23.479 | 25.326 | 23.812 | 332.7 |

| 10th | 37 | Pedro ACOSTA | | KTM | SPA | |
|-------------|-------------------|-----------------------------|---------------|------------------|---------------|-------|
| | | Red Bull KTM Factory Racing | | | | |
| | | Runs=2 | Total laps=20 | Full laps=17 | Valid laps=17 | |
| Run # | 1 | Front Tyre | Slick-Soft | Rear Tyre | Slick-Medium | |
| | | New Tyre | | New Tyre | | |
| 1 | 2'08.626 | 38.925 | 27.564 | 29.558 | 25.766 | 295.7 |
| 2 | 1'46.852 | 29.923 | 24.841 | 27.308 | 24.780 | 325.7 |
| 3 | 1'48.437 | 32.712 | 24.573 | 26.559 | 24.593 | 333.6 |
| 4 | 1'43.301 | 28.234 | 24.404 | 26.370 | 24.293 | 334.4 |
| 5 | 1'44.531 | 30.123 | 24.053 | 25.987 | 24.368 | 337.1 |
| 6 | 1'42.734 | 27.858 | 23.851 | 26.716 | 24.309 | 336.2 |
| 7 | 1'41.646 | 27.825 | 23.850 | 25.896 | 24.075 | 336.2 |
| 8 | 1'49.446 | 30.583 | 25.803 | 28.849 | 24.211 | 326.6 |
| 9 | 1'41.104 | 27.583 | 23.825 | 25.759 | 23.937 | 337.1 |
| 10 | 1'40.620 | 27.344 | 23.723 | 25.698 | 23.855 | 341.8 |
| 11 | 1'53.484 P | 30.988 | 24.683 | 26.959 | 30.854 | 330.9 |
| Run # | 2 | Front Tyre | Slick-Soft | Rear Tyre | Slick-Medium | |
| | | 11 Laps at start | | 11 Laps at start | | |
| 12 | 12'36.740 | 31.543 | 25.768 | 26.703 | 24.492 | 308.1 |
| 13 | 1'41.126 | 27.719 | 23.700 | 25.683 | 24.024 | 339.9 |
| 14 | 1'44.228 | 30.877 | 23.637 | 25.728 | 23.986 | 339.9 |
| 15 | 1'40.369 | 27.327 | 23.584 | 25.414 | 24.044 | 342.7 |
| 16 | 1'40.180 | 27.484 | 23.534 | 25.478 | 23.684 | 339.9 |
| 17 | 1'40.072 | 27.267 | 23.527 | 25.485 | 23.793 | 340.8 |
| 18 | 1'39.928 | 27.322 | 23.417 | 25.462 | 23.727 | 342.7 |
| 19 | 1'46.157 | 27.226 | 27.022 | 27.431 | 24.478 | 290.2 |
| 20 | 1'40.250 | 27.295 | 23.509 | 25.505 | 23.941 | 339.9 |

| 11th | 33 | Brad BINDER | | KTM | RSA | |
|-------------|-------------------|-----------------------------|---------------|--------------|---------------|-------|
| | | Red Bull KTM Factory Racing | | | | |
| | | Runs=2 | Total laps=21 | Full laps=18 | Valid laps=17 | |
| Run # | 1 | Front Tyre | Slick-Soft | Rear Tyre | Slick-Medium | |
| | | New Tyre | | New Tyre | | |
| 1 | 2'15.283 | 34.642 | 27.126 | 29.197 | 27.912 | 272.5 |
| 2 | 1'47.572 | 29.963 | 25.269 | 27.107 | 25.233 | 320.7 |
| 3 | 1'43.678 | 28.451 | 24.347 | 26.314 | 24.566 | 330.0 |
| 4 | 1'41.832 | 27.799 | 23.991 | 25.836 | 24.206 | 334.4 |
| 5 | 1'42.787 | 28.091 | 24.213 | 26.159 | 24.324 | 332.7 |
| 6 | 1'43.670 | 28.273 | 24.296 | 26.722 | 24.379 | 330.9 |
| 7 | 1'47.887 | 31.256 | 25.206 | 26.613 | 24.812 | 313.5 |
| 8 | 1'41.916 | 27.962 | 24.067 | 25.840 | 24.047 | 337.1 |
| 9 | 1'41.255 | 27.739 | 23.891 | 25.664 | 23.961 | 335.3 |
| 10 | 1'41.131 | 27.563 | 23.862 | 25.773 | 23.933 | 336.2 |
| 11 | 1'48.234 | 31.443 | 25.459 | 26.627 | 24.705 | 327.4 |
| 12 | 1'40.464 | 27.492 | 23.683 | 25.597 | 23.692 | 337.1 |
| 13 | 1'51.865 P | 29.104 | 24.327 | 26.392 | 32.042 | 336.2 |
| Run # | 2 | Front Tyre | Slick-Soft | Rear Tyre | Slick-Medium | |
| | | New Tyre | | New Tyre | | |
| 14 | 10'06.842 | 37.292 | 26.323 | 33.754 | 25.393 | 284.9 |
| 15 | 1'42.783 | 28.225 | 24.454 | 25.913 | 24.191 | 315.9 |
| 16 | 1'41.009 | 27.723 | 23.616 | 25.619 | 24.051 | 337.1 |
| 17 | 1'40.094 | 27.274 | 23.534 | 25.509 | 23.777 | 337.1 |
| 18 | 1'47.413 * | 27.329 | 23.689 | 27.357 * | 29.038 * | 338.1 |

| | | | | | | | | |
|---------------------|--------------|-----|--------------------|-----------------|--------|--------|--------|--------|
| Fastest Lap: | Marc MARQUEZ | SPA | Ducati Lenovo Team | 1'38.937 | 26.866 | 23.437 | 25.049 | 23.585 |
|---------------------|--------------|-----|--------------------|-----------------|--------|--------|--------|--------|

These data/results cannot be reproduced, stored and/or transmitted in whole or in part by any manner of electronic, mechanical, photocopying, recording, broadcasting or otherwise now known or herein after developed without the previous express consent by the copyright owner, except for reproduction in daily press and regular printed publications on sale to the public within 60 days of the event related to those data/results and always provided that copyright symbol appears together as follows below.

© DORNA, 2025

Official MotoGP Timing by TISSOT

www.motogp.com

Termas de Río Hondo, Friday, March 14, 2025

Page 3 of 6



Free Practice Nr. 1

MotoGP™

| Lap | Lap Time | T1 | T2 | T3 | T4 | Speed |
|-----|-----------------|--------|--------|---------------|--------|-------|
| 19 | 1'39.955 | 27.183 | 23.556 | 25.440 | 23.776 | 338.1 |
| 20 | 1'40.194 | 27.346 | 23.599 | 25.363 | 23.886 | 337.1 |
| 21 | 1'43.352 | 29.791 | 23.863 | 25.686 | 24.012 | 335.3 |

12th 42 Alex RINS YAMAHA SPA
 Monster Energy Yamaha MotoGP Team
 Runs=3 Total laps=19 Full laps=14 Valid laps=14

| Run # | 1 | Front Tyre | Slick-Soft | Rear Tyre | Slick-Medium | Speed |
|-------|-------------------|------------|------------|-----------|---------------|--------------|
| | | New Tyre | | New Tyre | | |
| 1 | 2'17.332 | 34.427 | 26.423 | 28.966 | 26.658 | 308.8 |
| 2 | 1'46.672 | 29.535 | 24.656 | 27.152 | 25.329 | 333.6 |
| 3 | 1'43.083 | 28.199 | 24.311 | 26.264 | 24.309 | 334.4 |
| 4 | 1'47.006 | 30.797 | 24.553 | 26.891 | 24.765 | 332.7 |
| 5 | 1'41.987 | 27.784 | 24.155 | 25.860 | 24.188 | 332.7 |
| 6 | 1'41.382 | 27.720 | 23.881 | 25.685 | 24.096 | 333.6 |
| 7 | 1'50.624 P | 28.741 | 24.403 | 26.416 | 31.064 | 328.3 |

| Run # | 2 | Front Tyre | Slick-Soft | Rear Tyre | Slick-Medium | Speed |
|-------|-------------------|-----------------|------------|-----------------|---------------|-------|
| | | 7 Laps at start | | 7 Laps at start | | |
| 8 | 9'37.802 | 33.082 | 24.712 | 27.229 | 28.788 | 328.3 |
| 9 | 1'47.287 | 28.433 | 26.388 | 28.027 | 24.439 | 323.2 |
| 10 | 1'41.496 | 27.813 | 23.985 | 25.656 | 24.042 | 324.0 |
| 11 | 1'40.977 | 27.718 | 23.875 | 25.556 | 23.828 | 324.0 |
| 12 | 1'44.997 | 30.800 | 24.075 | 25.715 | 24.407 | 324.9 |
| 13 | 1'40.576 | 27.405 | 23.766 | 25.570 | 23.835 | 324.9 |
| 14 | 1'50.659 P | 27.525 | 24.898 | 27.538 | 30.698 | 321.5 |

| Run # | 3 | Front Tyre | Slick-Soft | Rear Tyre | Slick-Medium | Speed |
|-------|-----------------|------------------|---------------|------------------|---------------|-------|
| | | 14 Laps at start | | 14 Laps at start | | |
| 15 | 6'16.018 | 29.139 | 24.115 | 26.289 | 24.336 | 333.6 |
| 16 | 1'42.168 | 27.331 | 24.462 | 26.202 | 24.173 | 333.6 |
| 17 | 1'43.960 | 29.109 | 24.359 | 26.143 | 24.349 | 328.3 |
| 18 | 1'40.399 | 27.294 | 23.716 | 25.509 | 23.880 | 329.2 |
| 19 | 1'39.979 | 27.245 | 23.658 | 25.333 | 23.743 | 331.8 |

13th 20 Fabio QUARTARARO YAMAHA FRA
 Monster Energy Yamaha MotoGP Team
 Runs=2 Total laps=22 Full laps=19 Valid laps=19

| Run # | 1 | Front Tyre | Slick-Soft | Rear Tyre | Slick-Medium | Speed |
|-------|-------------------|------------|------------|-----------|---------------|--------------|
| | | New Tyre | | New Tyre | | |
| 1 | 3'09.506 | 33.039 | 25.737 | 29.040 | 26.071 | 324.9 |
| 2 | 1'45.699 | 29.310 | 24.294 | 27.012 | 25.083 | 333.6 |
| 3 | 1'43.217 | 28.473 | 23.899 | 26.367 | 24.478 | 333.6 |
| 4 | 1'42.492 | 28.257 | 23.905 | 25.964 | 24.366 | 333.6 |
| 5 | 1'41.989 | 27.842 | 23.717 | 25.791 | 24.639 | 334.4 |
| 6 | 1'42.276 | 27.695 | 24.128 | 26.029 | 24.424 | 339.0 |
| 7 | 1'41.764 | 27.610 | 23.782 | 26.173 | 24.199 | 334.4 |
| 8 | 1'41.241 | 27.750 | 23.656 | 25.724 | 24.111 | 334.4 |
| 9 | 1'41.045 | 27.589 | 23.697 | 25.685 | 24.074 | 335.3 |
| 10 | 1'40.776 | 27.493 | 23.636 | 25.621 | 24.026 | 335.3 |
| 11 | 1'53.611 P | 30.238 | 25.010 | 27.167 | 31.196 | 329.2 |

| Run # | 2 | Front Tyre | Slick-Soft | Rear Tyre | Slick-Medium | Speed |
|-------|-----------------|------------------|------------|------------------|--------------|-------|
| | | 11 Laps at start | | 11 Laps at start | | |
| 12 | 8'45.614 | 31.967 | 24.313 | 26.530 | 24.522 | 332.7 |
| 13 | 1'43.344 | 29.112 | 23.933 | 25.988 | 24.311 | 333.6 |
| 14 | 1'41.545 | 27.841 | 23.875 | 25.649 | 24.180 | 333.6 |
| 15 | 1'40.439 | 27.453 | 23.579 | 25.453 | 23.954 | 333.6 |
| 16 | 1'40.634 | 27.387 | 23.788 | 25.405 | 24.054 | 334.4 |

| | | | | | | | | |
|---------------------|--------------|-----|--------------------|-----------------|--------|--------|--------|--------|
| Fastest Lap: | Marc MARQUEZ | SPA | Ducati Lenovo Team | 1'38.937 | 26.866 | 23.437 | 25.049 | 23.585 |
|---------------------|--------------|-----|--------------------|-----------------|--------|--------|--------|--------|

| Lap | Lap Time | T1 | T2 | T3 | T4 | Speed |
|-----|-----------------|---------------|---------------|---------------|---------------|-------|
| 17 | 1'40.422 | 27.318 | 23.700 | 25.451 | 23.953 | 333.6 |
| 18 | 1'40.393 | 27.272 | 23.646 | 25.509 | 23.966 | 333.6 |
| 19 | 1'43.909 | 29.495 | 24.412 | 25.841 | 24.161 | 330.0 |
| 20 | 1'43.202 | 28.556 | 24.380 | 26.113 | 24.153 | 332.7 |
| 21 | 1'40.017 | 27.281 | 23.544 | 25.301 | 23.891 | 333.6 |
| 22 | 1'40.011 | 27.265 | 23.590 | 25.296 | 23.860 | 334.4 |

14th 49 Fabio DI GIANNANTONIO DUCATI ITA
 Pertamina Enduro VR46 Racing Team
 Runs=3 Total laps=18 Full laps=13 Valid laps=13

| Run # | 1 | Front Tyre | Slick-Soft | Rear Tyre | Slick-Medium | Speed |
|-------|-------------------|------------|------------|-----------|---------------|-------|
| | | New Tyre | | New Tyre | | |
| 1 | 2'25.404 | 34.950 | 27.082 | 29.778 | 26.758 | 288.9 |
| 2 | 1'49.278 | 30.329 | 25.221 | 28.048 | 25.680 | 320.7 |
| 3 | 1'46.441 | 29.191 | 24.737 | 27.355 | 25.158 | 329.2 |
| 4 | 1'44.834 | 28.835 | 24.442 | 26.913 | 24.644 | 328.3 |
| 5 | 1'43.150 | 28.241 | 24.124 | 26.342 | 24.443 | 333.6 |
| 6 | 1'42.412 | 28.215 | 23.945 | 26.010 | 24.242 | 333.6 |
| 7 | 1'42.174 | 27.928 | 24.070 | 26.001 | 24.175 | 332.7 |
| 8 | 1'56.893 P | 30.121 | 26.084 | 29.091 | 31.597 | 329.2 |

| Run # | 2 | Front Tyre | Slick-Soft | Rear Tyre | Slick-Medium | Speed |
|-------|-------------------|-----------------|------------|-----------------|---------------|-------|
| | | 8 Laps at start | | 8 Laps at start | | |
| 9 | 9'30.826 | 31.792 | 26.152 | 27.423 | 24.950 | 281.1 |
| 10 | 1'43.933 | 28.569 | 24.344 | 26.502 | 24.518 | 331.8 |
| 11 | 1'42.470 | 28.142 | 23.859 | 26.222 | 24.247 | 334.4 |
| 12 | 1'41.431 | 27.734 | 23.811 | 25.750 | 24.136 | 336.2 |
| 13 | 1'52.218 P | 29.625 | 24.073 | 26.129 | 32.391 | 330.9 |

| Run # | 3 | Front Tyre | Slick-Soft | Rear Tyre | Slick-Medium | Speed |
|-------|-----------------|------------------|---------------|---------------|---------------|--------------|
| | | 13 Laps at start | | New Tyre | | |
| 14 | 7'13.949 | 30.705 | 24.643 | 26.567 | 24.738 | 330.0 |
| 15 | 1'41.104 | 27.768 | 23.741 | 25.543 | 24.052 | 334.4 |
| 16 | 1'40.536 | 27.598 | 23.605 | 25.400 | 23.933 | 335.3 |
| 17 | 1'40.085 | 27.385 | 23.546 | 25.296 | 23.858 | 338.1 |
| 18 | 1'40.279 | 27.382 | 23.589 | 25.286 | 24.022 | 335.3 |

15th 79 Ai OGURA APRILIA JPN
 Trackhouse MotoGP Team
 Runs=3 Total laps=19 Full laps=14 Valid laps=14

| Run # | 1 | Front Tyre | Slick-Soft | Rear Tyre | Slick-Medium | Speed |
|-------|-------------------|------------|------------|-----------|---------------|--------------|
| | | ** | New Tyre | ** | New Tyre | |
| 1 | 2'26.946 | 36.410 | 27.353 | 29.083 | 26.581 | 288.2 |
| 2 | 1'47.870 | 29.617 | 24.663 | 27.981 | 25.609 | 331.8 |
| 3 | 1'46.119 | 29.211 | 24.467 | 27.360 | 25.081 | 333.6 |
| 4 | 1'45.502 | 28.923 | 24.867 | 26.909 | 24.803 | 333.6 |
| 5 | 1'43.252 | 28.166 | 24.003 | 26.497 | 24.586 | 339.0 |
| 6 | 1'42.501 | 28.044 | 23.896 | 26.221 | 24.340 | 339.0 |
| 7 | 1'42.524 | 28.037 | 23.971 | 26.062 | 24.454 | 337.1 |
| 8 | 2'00.121 P | 27.975 | 24.260 | 31.554 | 36.332 | 335.3 |

| Run # | 2 | Front Tyre | Slick-Soft | Rear Tyre | Slick-Medium | Speed |
|-------|-----------------|------------|-----------------|-----------|-----------------|-------|
| | | ** | 8 Laps at start | ** | 8 Laps at start | |
| 9 | 8'53.487 | 34.971 | 24.607 | 26.664 | 24.574 | 331.8 |
| 10 | 1'41.844 | 27.882 | 23.754 | 25.920 | 24.288 | 333.6 |
| 11 | 1'41.382 | 27.601 | 23.845 | 25.759 | 24.177 | 331.8 |
| 12 | 1'41.336 | 27.818 | 23.723 | 25.698 | 24.097 | 332.7 |
| 13 | 1'41.227 | 27.472 | 23.724 | 25.720 | 24.311 | 332.7 |
| 14 | 1'42.135 | 27.472 | 23.700 | 25.514 | 25.449 | 333.6 |

These data/results cannot be reproduced, stored and/or transmitted in whole or in part by any manner of electronic, mechanical, photocopying, recording, broadcasting or otherwise now known or herein after developed without the previous express consent by the copyright owner, except for reproduction in daily press and regular printed publications on sale to the public within 60 days of the event related to those data/results and always provided that copyright symbol appears together as follows below.

© DORNA, 2025

Official MotoGP Timing by TISSOT
 www.motogp.com

Termas de Río Hondo, Friday, March 14, 2025



Free Practice Nr. 1

MotoGP™

| Lap | Lap Time | T1 | T2 | T3 | T4 | Speed |
|-------|------------|------------|---------------|-----------|---------------|-------|
| 15 | 1'57.261 P | 30.366 | 24.031 | 28.728 | 34.136 | 335.3 |
| Run # | 3 | Front Tyre | missing data | Rear Tyre | missing data | |
| | | ** | Laps at start | ** | Laps at start | |
| 16 | 7'04.121 | 31.699 | 24.457 | 26.454 | 24.104 | 330.9 |
| 17 | 1'40.162 | 27.272 | 23.574 | 25.462 | 23.854 | 333.6 |
| 18 | 1'40.762 | 27.679 | 23.643 | 25.527 | 23.913 | 335.3 |
| 19 | 1'41.804 | 27.531 | 23.881 | 25.893 | 24.499 | 335.3 |

| 16th 63 | | Francesco BAGNAIA | | DUCATI | ITA | |
|---------|------------|--------------------|---------------|------------------|---------------|-------|
| | | Ducati Lenovo Team | | | | |
| | | Runs=3 | Total laps=16 | Full laps=11 | Valid laps=11 | |
| Run # | 1 | Front Tyre | Slick-Soft | Rear Tyre | Slick-Medium | |
| | | New Tyre | | New Tyre | | |
| | | 6 Laps at start | | 6 Laps at start | | |
| 1 | 2'37.694 | 32.873 | 26.698 | 28.766 | 26.566 | 299.2 |
| 2 | 1'45.814 | 29.300 | 24.459 | 26.983 | 25.072 | 330.9 |
| 3 | 1'43.399 | 28.293 | 24.062 | 26.475 | 24.569 | 335.3 |
| 4 | 1'45.599 | 30.806 | 24.086 | 26.237 | 24.470 | 337.1 |
| 5 | 1'42.016 | 27.739 | 23.817 | 26.041 | 24.419 | 337.1 |
| 6 | 1'50.489 P | 30.270 | 24.171 | 25.933 | 30.115 | 335.3 |
| Run # | 2 | Front Tyre | Slick-Soft | Rear Tyre | Slick-Medium | |
| | | 6 Laps at start | | 6 Laps at start | | |
| 7 | 9'34.434 | 30.834 | 24.174 | 26.432 | 24.397 | 332.7 |
| 8 | 1'41.457 | 27.747 | 23.732 | 25.865 | 24.113 | 338.1 |
| 9 | 1'43.066 | 29.275 | 23.884 | 25.844 | 24.063 | 336.2 |
| 10 | 1'41.822 | 28.217 | 23.659 | 25.676 | 24.270 | 338.1 |
| 11 | 1'41.717 | 27.903 | 23.755 | 25.978 | 24.081 | 340.8 |
| 12 | 1'41.299 | 27.555 | 23.949 | 25.658 | 24.137 | 337.1 |
| 13 | 1'52.941 P | 30.608 | 24.648 | 26.846 | 30.839 | 332.7 |
| Run # | 3 | Front Tyre | Slick-Soft | Rear Tyre | Slick-Medium | |
| | | 13 Laps at start | | 13 Laps at start | | |
| 14 | 10'34.622 | 30.500 | 23.989 | 26.003 | 24.180 | 336.2 |
| 15 | 1'40.288 | 27.403 | 23.555 | 25.434 | 23.896 | 336.2 |
| 16 | 1'41.800 | 28.997 | 23.471 | 25.410 | 23.922 | 339.9 |

| 17th 54 | | Fermin ALDEGUER | | DUCATI | SPA | |
|---------|------------|---------------------------|---------------|-----------------|---------------|-------|
| | | BK8 Gresini Racing MotoGP | | | | |
| | | Runs=2 | Total laps=18 | Full laps=15 | Valid laps=15 | |
| Run # | 1 | Front Tyre | Slick-Soft | Rear Tyre | Slick-Medium | |
| | | New Tyre | | New Tyre | | |
| | | 9 Laps at start | | 9 Laps at start | | |
| 1 | 5'58.031 | 35.987 | 26.813 | 28.384 | 26.322 | 306.6 |
| 2 | 1'46.868 | 29.603 | 24.902 | 27.134 | 25.229 | 327.4 |
| 3 | 1'43.814 | 28.390 | 24.408 | 26.421 | 24.595 | 330.9 |
| 4 | 1'42.593 | 28.238 | 23.884 | 26.078 | 24.393 | 336.2 |
| 5 | 1'42.062 | 27.876 | 24.048 | 25.972 | 24.166 | 330.9 |
| 6 | 1'46.781 | 31.670 | 24.090 | 26.530 | 24.491 | 333.6 |
| 7 | 1'41.521 | 27.671 | 23.932 | 25.829 | 24.089 | 330.9 |
| 8 | 1'41.007 | 27.430 | 23.837 | 25.691 | 24.049 | 330.9 |
| 9 | 1'54.125 P | 29.286 | 24.891 | 28.106 | 31.842 | 325.7 |
| Run # | 2 | Front Tyre | Slick-Soft | Rear Tyre | Slick-Medium | |
| | | 9 Laps at start | | 9 Laps at start | | |
| 10 | 12'10.375 | 31.873 | 25.151 | 27.375 | 24.787 | 328.3 |
| 11 | 1'42.344 | 28.295 | 23.799 | 25.972 | 24.278 | 330.0 |
| 12 | 1'41.243 | 27.657 | 23.765 | 25.680 | 24.141 | 330.9 |
| 13 | 1'41.166 | 27.756 | 23.758 | 25.670 | 23.982 | 330.9 |
| 14 | 1'40.638 | 27.429 | 23.616 | 25.569 | 24.024 | 333.6 |
| 15 | 1'49.995 | 33.050 | 26.720 | 26.108 | 24.117 | 269.0 |

| Lap | Lap Time | T1 | T2 | T3 | T4 | Speed |
|-----|----------|--------|--------|--------|--------|-------|
| 16 | 1'40.595 | 27.478 | 23.513 | 25.566 | 24.038 | 334.4 |
| 17 | 1'58.455 | 27.331 | 23.539 | 25.415 | 42.170 | 333.6 |
| 18 | 1'50.286 | 32.182 | 24.868 | 27.768 | 25.468 | 330.0 |

| 18th 88 | | Miguel OLIVEIRA | | YAMAHA | POR | |
|---------|------------|----------------------------|---------------|------------------|---------------|-------|
| | | Prima Pramac Yamaha MotoGP | | | | |
| | | Runs=3 | Total laps=19 | Full laps=14 | Valid laps=14 | |
| Run # | 1 | Front Tyre | Slick-Soft | Rear Tyre | Slick-Medium | |
| | | New Tyre | | New Tyre | | |
| | | 7 Laps at start | | 7 Laps at start | | |
| 1 | 2'20.594 | 34.183 | 26.358 | 29.614 | 27.047 | 300.7 |
| 2 | 1'48.314 | 30.429 | 25.089 | 27.266 | 25.530 | 326.6 |
| 3 | 1'46.376 | 28.922 | 25.427 | 26.861 | 25.166 | 324.9 |
| 4 | 1'43.738 | 28.531 | 24.337 | 26.197 | 24.673 | 331.8 |
| 5 | 1'49.321 | 32.080 | 24.378 | 28.139 | 24.724 | 330.9 |
| 6 | 1'42.423 | 27.964 | 24.110 | 25.767 | 24.582 | 333.6 |
| 7 | 1'57.370 P | 31.441 | 26.211 | 27.184 | 32.534 | 306.6 |
| Run # | 2 | Front Tyre | Slick-Soft | Rear Tyre | Slick-Medium | |
| | | 7 Laps at start | | 7 Laps at start | | |
| 8 | 8'32.517 | 32.091 | 25.050 | 26.852 | 25.122 | 320.7 |
| 9 | 1'43.306 | 28.319 | 24.201 | 26.048 | 24.738 | 330.9 |
| 10 | 1'46.321 | 28.190 | 24.078 | 28.969 | 25.084 | 332.7 |
| 11 | 1'42.376 | 28.127 | 23.913 | 25.803 | 24.533 | 332.7 |
| 12 | 1'44.498 | 28.047 | 24.857 | 26.705 | 24.889 | 333.6 |
| 13 | 1'41.967 | 27.996 | 23.850 | 25.770 | 24.351 | 332.7 |
| 14 | 1'52.775 P | 29.305 | 24.492 | 27.115 | 31.863 | 330.0 |
| Run # | 3 | Front Tyre | Slick-Soft | Rear Tyre | Slick-Medium | |
| | | 14 Laps at start | | 14 Laps at start | | |
| 15 | 7'21.079 | 31.131 | 24.391 | 26.284 | 24.923 | 333.6 |
| 16 | 1'41.887 | 27.937 | 23.837 | 25.740 | 24.373 | 332.7 |
| 17 | 1'40.956 | 27.592 | 23.749 | 25.386 | 24.229 | 333.6 |
| 18 | 1'42.550 | 28.177 | 23.862 | 25.901 | 24.610 | 332.7 |
| 19 | 1'40.772 | 27.542 | 23.696 | 25.417 | 24.117 | 336.2 |

| 19th 35 | | Somkiat CHANTRA | | HONDA | THA | |
|---------|------------|--------------------|---------------|-----------------|---------------|-------|
| | | IDEMITSU Honda LCR | | | | |
| | | Runs=2 | Total laps=17 | Full laps=13 | Valid laps=13 | |
| Run # | 1 | Front Tyre | Slick-Soft | Rear Tyre | Slick-Medium | |
| | | New Tyre | | New Tyre | | |
| | | 7 Laps at start | | 7 Laps at start | | |
| 1 | 10'00.813 | 37.070 | 27.445 | 29.077 | 26.065 | 266.1 |
| 2 | 1'45.140 | 29.206 | 24.418 | 26.818 | 24.698 | 326.6 |
| 3 | 1'42.774 | 28.082 | 23.837 | 26.404 | 24.451 | 330.0 |
| 4 | 1'47.346 | 31.724 | 24.521 | 26.459 | 24.642 | 326.6 |
| 5 | 1'42.560 | 27.982 | 23.946 | 26.153 | 24.479 | 329.2 |
| 6 | 1'41.874 | 27.635 | 23.940 | 26.021 | 24.278 | 328.3 |
| 7 | 1'54.327 P | 31.777 | 24.504 | 26.618 | 31.428 | 326.6 |
| Run # | 2 | Front Tyre | Slick-Soft | Rear Tyre | Slick-Medium | |
| | | 7 Laps at start | | 7 Laps at start | | |
| 8 | 10'43.341 | 34.254 | 25.704 | 28.383 | 25.365 | 319.1 |
| 9 | 1'44.631 | 29.846 | 24.101 | 26.107 | 24.577 | 329.2 |
| 10 | 1'41.958 | 27.885 | 23.789 | 25.861 | 24.423 | 329.2 |
| 11 | 1'43.291 | 28.889 | 23.823 | 26.010 | 24.569 | 330.0 |
| 12 | 1'41.373 | 27.718 | 23.640 | 25.777 | 24.238 | 330.0 |
| 13 | 1'40.782 | 27.544 | 23.525 | 25.576 | 24.137 | 332.7 |
| 14 | 1'41.047 | 27.533 | 23.468 | 25.671 | 24.375 | 335.3 |
| 15 | 1'46.211 | 30.179 | 24.537 | 26.167 | 25.328 | 330.9 |
| 16 | 1'41.984 | 27.775 | 23.731 | 25.986 | 24.492 | 330.9 |

| | | | | | | | | |
|---------------------|--------------|-----|--------------------|----------|--------|--------|--------|--------|
| Fastest Lap: | Marc MARQUEZ | SPA | Ducati Lenovo Team | 1'38.937 | 26.866 | 23.437 | 25.049 | 23.585 |
|---------------------|--------------|-----|--------------------|----------|--------|--------|--------|--------|

These data/results cannot be reproduced, stored and/or transmitted in whole or in part by any manner of electronic, mechanical, photocopying, recording, broadcasting or otherwise now known or herein after developed without the previous express consent by the copyright owner, except for reproduction in daily press and regular printed publications on sale to the public within 60 days of the event related to those data/results and always provided that copyright symbol appears together as follows below.

© DORNA, 2025

Official MotoGP Timing by TISSOT

www.motogp.com

Termas de Río Hondo, Friday, March 14, 2025

Page 5 of 6



Free Practice Nr. 1

MotoGP™

| Lap | Lap Time | T1 | T2 | T3 | T4 | Speed | Lap | Lap Time | T1 | T2 | T3 | T4 | Speed | | |
|-----|----------|----|--------|--------|--------|--------|-------|----------|----------|----|--------|--------|--------|--------|-------|
| 17 | 1'48.065 | P | 27.663 | 23.597 | 25.818 | 30.987 | 331.8 | 18 | 1'48.317 | P | 27.423 | 24.463 | 26.324 | 30.107 | 337.1 |

| 20th 25 Raul FERNANDEZ | | | | | | | 22nd 32 Lorenzo SAVADORI | | | | | | | | |
|------------------------|-----------------|---------------|------------------|--------------|------------------|---------------|--------------------------|-----------------|------------|------------------|------------|------------------|--------------|---------------|-------|
| Trackhouse MotoGP Team | | | | | | | Aprilia Racing | | | | | | | | |
| Runs=3 | | Total laps=18 | | Full laps=13 | | Valid laps=13 | | Runs=3 | | Total laps=19 | | Full laps=14 | | Valid laps=14 | |
| Run # | 1 | Front Tyre | Slick-Soft | Rear Tyre | Slick-Medium | Speed | Run # | 1 | Front Tyre | Slick-Soft | Rear Tyre | Slick-Medium | Speed | | |
| | | | New Tyre | | New Tyre | | | | | New Tyre | | New Tyre | | | |
| 1 | 2'55.890 | 34.317 | 26.794 | 28.791 | 26.119 | 302.9 | 1 | 2'38.136 | 35.842 | 28.852 | 29.154 | 26.116 | 269.6 | | |
| 2 | 1'46.423 | 30.110 | 24.762 | 26.598 | 24.953 | 327.4 | 2 | 1'47.412 | 29.521 | 25.514 | 27.356 | 25.021 | 310.4 | | |
| 3 | 1'43.718 | 28.541 | 24.236 | 26.109 | 24.832 | 329.2 | 3 | 1'45.322 | 28.541 | 24.877 | 26.995 | 24.909 | 322.4 | | |
| 4 | 1'42.685 | 28.043 | 24.122 | 26.094 | 24.426 | 330.0 | 4 | 1'45.544 | 28.631 | 24.999 | 26.680 | 25.234 | 305.1 | | |
| 5 | 1'41.756 | 27.643 | 24.072 | 25.800 | 24.241 | 329.2 | 5 | 1'45.341 | 28.770 | 24.889 | 26.789 | 24.893 | 326.6 | | |
| 6 | 1'43.487 | 27.754 | 23.962 | 27.122 | 24.649 | 330.0 | 6 | 1'43.700 | 28.257 | 24.512 | 26.502 | 24.429 | 331.8 | | |
| 7 | 1'41.967 | 27.870 | 24.072 | 25.756 | 24.269 | 330.0 | 7 | 2'00.107 | P | 34.292 | 27.133 | 27.229 | 31.453 | 262.8 | |
| 8 | 2'52.952 | P | 1'03.741 | 35.049 | 36.327 * | 37.835 | 209.8 | Run # | 2 | Front Tyre | Slick-Soft | Rear Tyre | Slick-Medium | Speed | |
| | | | 8 Laps at start | | 8 Laps at start | | | | | 7 Laps at start | | 7 Laps at start | | | |
| 9 | 9'30.352 | 32.981 | 25.602 | 27.016 | 25.141 | 305.8 | 8 | 8'36.729 | 31.578 | 25.263 | 27.360 | 24.738 | 327.4 | | |
| 10 | 1'42.495 | 28.030 | 24.109 | 25.909 | 24.447 | 329.2 | 9 | 1'46.310 | 28.885 | 25.818 | 26.967 | 24.640 | 331.8 | | |
| 11 | 1'42.009 | 27.847 | 24.019 | 25.853 | 24.290 | 328.3 | 10 | 1'42.841 | 27.905 | 24.243 | 25.998 | 24.695 | 329.2 | | |
| 12 | 1'41.575 | 27.718 | 23.863 | 25.802 | 24.192 | 333.6 | 11 | 1'42.176 | 27.696 | 24.177 | 26.061 | 24.242 | 337.1 | | |
| 13 | 1'41.487 | 27.569 | 23.961 | 25.689 | 24.268 | 330.0 | 12 | 1'42.501 | 27.871 | 24.134 | 26.124 | 24.372 | 333.6 | | |
| 14 | 1'41.335 | 27.505 | 23.849 | 25.729 | 24.252 | 332.7 | 13 | 1'43.349 | 28.081 | 24.321 | 26.520 | 24.427 | 331.8 | | |
| 15 | 1'51.058 | P | 27.503 | 23.934 | 27.558 | 32.063 | 333.6 | 14 | 1'56.276 | P | 29.953 | 25.261 | 29.236 | 31.826 | 328.3 |
| | | | 15 Laps at start | | 15 Laps at start | | | | | 14 Laps at start | | 14 Laps at start | | | |
| 16 | 7'19.729 | 30.787 | 26.114 | 27.537 | 24.933 | 329.2 | 15 | 6'14.270 | 38.186 | 24.392 | 26.163 | 24.247 | 327.4 | | |
| 17 | 1'40.934 | 27.527 | 23.781 | 25.563 | 24.063 | 332.7 | 16 | 1'41.876 | 27.667 | 23.989 | 26.018 | 24.202 | 335.3 | | |
| 18 | 1'40.886 | 27.543 | 23.692 | 25.479 | 24.172 | 334.4 | 17 | 1'42.147 | 27.747 | 24.085 | 25.968 | 24.347 | 334.4 | | |
| 19 | | | | | | | 18 | 1'43.169 | 27.939 | 24.208 | 26.391 | 24.631 | 332.7 | | |
| 20 | | | | | | | 19 | 1'55.211 | 35.691 | 26.016 | 28.341 | 25.163 | 331.8 | | |

| 21st 23 Enea BASTIANINI | | | | | | | KTM | | | | | | | | |
|-------------------------|-----------------|---------------|-----------------|--------------|-----------------|---------------|-------|-----------------|------------|------------------|-----------|------------------|--------|---------------|-------|
| Red Bull KTM Tech3 | | | | | | | ITA | | | | | | | | |
| Runs=3 | | Total laps=18 | | Full laps=12 | | Valid laps=12 | | Runs=3 | | Total laps=18 | | Full laps=12 | | Valid laps=12 | |
| Run # | 1 | Front Tyre | Slick-Soft | Rear Tyre | Slick-Medium | Speed | Run # | 1 | Front Tyre | Slick-Soft | Rear Tyre | Slick-Medium | Speed | | |
| | | | New Tyre | | New Tyre | | | | | New Tyre | | New Tyre | | | |
| 1 | 2'40.510 | 34.265 | 27.698 | 29.446 | 33.409 | 284.9 | 1 | 2'40.510 | 34.265 | 27.698 | 29.446 | 33.409 | 284.9 | | |
| 2 | 1'49.465 | 30.165 | 25.890 | 27.777 | 25.633 | 319.9 | 2 | 1'49.465 | 30.165 | 25.890 | 27.777 | 25.633 | 319.9 | | |
| 3 | 1'46.764 | 29.134 | 24.886 | 27.358 | 25.386 | 331.8 | 3 | 1'46.764 | 29.134 | 24.886 | 27.358 | 25.386 | 331.8 | | |
| 4 | 1'44.366 | 28.258 | 24.488 | 26.751 | 24.869 | 330.0 | 4 | 1'44.366 | 28.258 | 24.488 | 26.751 | 24.869 | 330.0 | | |
| 5 | 1'44.043 | 28.137 | 24.342 | 26.658 | 24.906 | 335.3 | 5 | 1'44.043 | 28.137 | 24.342 | 26.658 | 24.906 | 335.3 | | |
| 6 | 1'46.083 | 29.894 | 24.677 | 26.793 | 24.719 | 329.2 | 6 | 1'46.083 | 29.894 | 24.677 | 26.793 | 24.719 | 329.2 | | |
| 7 | 1'42.542 | 27.816 | 24.118 | 26.108 | 24.500 | 333.6 | 7 | 1'42.542 | 27.816 | 24.118 | 26.108 | 24.500 | 333.6 | | |
| 8 | 1'42.410 | 27.670 | 24.000 | 26.138 | 24.602 | 334.4 | 8 | 1'42.410 | 27.670 | 24.000 | 26.138 | 24.602 | 334.4 | | |
| 9 | 1'53.248 | P | 30.422 | 24.601 | 26.937 | 31.288 | 329.2 | 9 | 1'53.248 | P | 30.422 | 24.601 | 26.937 | 31.288 | 329.2 |
| | | | 9 Laps at start | | 9 Laps at start | | | | | 14 Laps at start | | 14 Laps at start | | | |
| 10 | 9'49.339 | 30.737 | 25.893 | 27.076 | 24.898 | 330.0 | 10 | 9'49.339 | 30.737 | 25.893 | 27.076 | 24.898 | 330.0 | | |
| 11 | 1'44.964 | 27.916 | 24.110 | 26.096 | 26.842 | 333.6 | 11 | 1'44.964 | 27.916 | 24.110 | 26.096 | 26.842 | 333.6 | | |
| 12 | 1'42.186 | 27.659 | 23.918 | 26.028 | 24.581 | 333.6 | 12 | 1'42.186 | 27.659 | 23.918 | 26.028 | 24.581 | 333.6 | | |
| 13 | 1'49.212 | P | 28.967 | 23.977 | 25.803 | 30.465 | 333.6 | 13 | 1'49.212 | P | 28.967 | 23.977 | 25.803 | 30.465 | 333.6 |
| | | | New Tyre | | New Tyre | | | | | New Tyre | | New Tyre | | | |
| 14 | 7'49.046 | 31.306 | 24.923 | 26.944 | 24.562 | 332.7 | 14 | 7'49.046 | 31.306 | 24.923 | 26.944 | 24.562 | 332.7 | | |
| 15 | 1'41.428 | 27.479 | 23.793 | 25.855 | 24.301 | 334.4 | 15 | 1'41.428 | 27.479 | 23.793 | 25.855 | 24.301 | 334.4 | | |
| 16 | 1'41.030 | 27.328 | 23.691 | 25.647 | 24.364 | 332.7 | 16 | 1'41.030 | 27.328 | 23.691 | 25.647 | 24.364 | 332.7 | | |
| 17 | 1'46.528 | 31.834 | 24.224 | 26.019 | 24.451 | 326.6 | 17 | 1'46.528 | 31.834 | 24.224 | 26.019 | 24.451 | 326.6 | | |

Fastest Lap: Marc MARQUEZ SPA Ducati Lenovo Team **1'38.937** 26.866 23.437 25.049 23.585

These data/results cannot be reproduced, stored and/or transmitted in whole or in part by any manner of electronic, mechanical, photocopying, recording, broadcasting or otherwise now known or herein after developed without the previous express consent by the copyright owner, except for reproduction in daily press and regular printed publications on sale to the public within 60 days of the event related to those data/results and always provided that copyright symbol appears together as follows below.

© DORNA, 2025

Official MotoGP Timing by TISSOT

www.motogp.com

Termas de Río Hondo, Friday, March 14, 2025

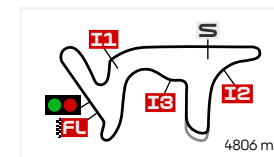
Page 6 of 6



BEST PARTIAL TIMES

GRAN PREMIO YPF ENERGÍA DE ARGENTINA

FREE PRACTICE NR. 1



Termas de Río Hondo

IT Ideal Lap Time, sum of the best partial times

BT Best Lap Time

| Pos | T1 | | T2 | | T3 | | T4 | | Pos | Rider | IT | BT | |
|-----|--------------------|---------------|---------------------|---------------|---------------------|---------------|----------------------|---------------|-----|------------------|----------|----------|------|
| | Rider | Time | Rider | Time | Rider | Time | Rider | Time | | | | | |
| 1 | M.MARQUEZ | 26.866 | F.MORBIDELLI | 23.396 | M.MARQUEZ | 25.049 | J.ZARCO | 23.477 | 1 | M.MARQUEZ | 1'38.937 | 1'38.937 | (1) |
| 2 | A.MARQUEZ | 26.876 | P.ACOSTA | 23.417 | A.MARQUEZ | 25.095 | M.MARQUEZ | 23.585 | 2 | J.ZARCO | 1'38.963 | 1'38.963 | (2) |
| 3 | J.ZARCO | 26.946 | M.BEZZECCHI | 23.418 | J.ZARCO | 25.120 | L.MARINI | 23.636 | 3 | A.MARQUEZ | 1'39.042 | 1'39.208 | (3) |
| 4 | J.MILLER | 26.949 | J.ZARCO | 23.420 | M.VIÑALES | 25.223 | A.MARQUEZ | 23.636 | 4 | F.MORBIDELLI | 1'39.408 | 1'39.408 | (4) |
| 5 | F.MORBIDELLI | 27.038 | A.MARQUEZ | 23.435 | L.MARINI | 25.262 | P.ACOSTA | 23.684 | 5 | L.MARINI | 1'39.470 | 1'39.583 | (6) |
| 6 | M.BEZZECCHI | 27.056 | M.MARQUEZ | 23.437 | F.MORBIDELLI | 25.268 | M.VIÑALES | 23.688 | 6 | M.BEZZECCHI | 1'39.508 | 1'39.582 | (5) |
| 7 | L.MARINI | 27.097 | S.CHANTRA | 23.468 | F.DI GIANNANT | 25.286 | B.BINDER | 23.692 | 7 | J.MILLER | 1'39.527 | 1'39.639 | (7) |
| 8 | B.BINDER | 27.183 | F.BAGNAIA | 23.471 | M.BEZZECCHI | 25.289 | F.MORBIDELLI | 23.706 | 8 | M.VIÑALES | 1'39.696 | 1'39.889 | (8) |
| 9 | J.MIR | 27.193 | L.MARINI | 23.475 | F.QUARTARARO | 25.296 | J.MILLER | 23.733 | 9 | P.ACOSTA | 1'39.741 | 1'39.928 | (10) |
| 10 | M.VIÑALES | 27.203 | J.MIR | 23.479 | J.MILLER | 25.305 | A.RINS | 23.743 | 10 | B.BINDER | 1'39.772 | 1'39.955 | (11) |
| 11 | P.ACOSTA | 27.226 | F.ALDEGUER | 23.513 | J.MIR | 25.326 | M.BEZZECCHI | 23.745 | 11 | J.MIR | 1'39.810 | 1'39.894 | (9) |
| 12 | A.RINS | 27.245 | B.BINDER | 23.534 | A.RINS | 25.333 | J.MIR | 23.812 | 12 | F.QUARTARARO | 1'39.965 | 1'40.011 | (13) |
| 13 | F.QUARTARARO | 27.265 | J.MILLER | 23.540 | B.BINDER | 25.363 | A.OGURA | 23.854 | 13 | A.RINS | 1'39.979 | 1'39.979 | (12) |
| 14 | A.OGURA | 27.272 | F.QUARTARARO | 23.544 | M.OLIVEIRA | 25.386 | F.DI GIANNANT | 23.858 | 14 | F.DI GIANNANTONI | 1'40.072 | 1'40.085 | (14) |
| 15 | E.BASTIANINI | 27.328 | F.DI GIANNANT | 23.546 | F.BAGNAIA | 25.410 | F.QUARTARARO | 23.860 | 15 | A.OGURA | 1'40.162 | 1'40.162 | (15) |
| 16 | F.ALDEGUER | 27.331 | A.OGURA | 23.574 | P.ACOSTA | 25.414 | F.BAGNAIA | 23.896 | 16 | F.BAGNAIA | 1'40.180 | 1'40.288 | (16) |
| 17 | F.DI GIANNANT | 27.382 | M.VIÑALES | 23.582 | F.ALDEGUER | 25.415 | F.ALDEGUER | 23.982 | 17 | F.ALDEGUER | 1'40.241 | 1'40.595 | (17) |
| 18 | F.BAGNAIA | 27.403 | A.RINS | 23.658 | A.OGURA | 25.462 | R.FERNANDEZ | 24.063 | 18 | S.CHANTRA | 1'40.714 | 1'40.782 | (19) |
| 19 | R.FERNANDEZ | 27.503 | E.BASTIANINI | 23.691 | R.FERNANDEZ | 25.479 | M.OLIVEIRA | 24.117 | 19 | R.FERNANDEZ | 1'40.737 | 1'40.886 | (20) |
| 20 | S.CHANTRA | 27.533 | R.FERNANDEZ | 23.692 | S.CHANTRA | 25.576 | S.CHANTRA | 24.137 | 20 | M.OLIVEIRA | 1'40.741 | 1'40.772 | (18) |
| 21 | M.OLIVEIRA | 27.542 | M.OLIVEIRA | 23.696 | E.BASTIANINI | 25.647 | L.SAVADORI | 24.202 | 21 | E.BASTIANINI | 1'40.967 | 1'41.030 | (21) |
| 22 | L.SAVADORI | 27.667 | L.SAVADORI | 23.989 | L.SAVADORI | 25.968 | E.BASTIANINI | 24.301 | 22 | L.SAVADORI | 1'41.826 | 1'41.876 | (22) |

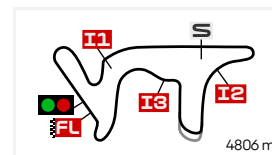
These data/results cannot be reproduced, stored and/or transmitted in whole or in part by any manner of electronic, mechanical, photocopying, recording, broadcasting or otherwise now known or herein after developed without the previous express consent by the copyright owner, except for reproduction in daily press and regular printed publications on sale to the public within 60 days of the event related to those data/results and always provided that copyright symbol appears together as follows below.

© DORNA, 2025

FASTEST LAPS SEQUENCE

GRAN PREMIO YPF ENERGÍA DE ARGENTINA

FREE PRACTICE NR. 1



Termas de Río Hondo

| Practice Time | # | Rider | Nation | Motorcycle | Time | Km/h | Rider's Lap |
|------------------|----|------------------------|--------|------------|-----------------|-------|-------------|
| 3'52.668 | 5 | Johann ZARCO | FRA | HONDA | 1'44.741 | 165.1 | 2 |
| 5'34.386 | 5 | Johann ZARCO | FRA | HONDA | 1'41.718 | 170.0 | 3 |
| 7'15.273 | 5 | Johann ZARCO | FRA | HONDA | 1'40.887 | 171.4 | 4 |
| 8'55.678 | 5 | Johann ZARCO | FRA | HONDA | 1'40.405 | 172.3 | 5 |
| 16'16.260 | 72 | Marco BEZZECCHI | ITA | APRILIA | 1'40.383 | 172.3 | 9 |
| 17'17.035 | 73 | Alex MARQUEZ | SPA | DUCATI | 1'40.359 | 172.3 | 7 |
| 20'40.430 | 73 | Alex MARQUEZ | SPA | DUCATI | 1'40.163 | 172.7 | 9 |
| 20'44.493 | 93 | Marc MARQUEZ | SPA | DUCATI | 1'39.991 | 173.0 | 8 |
| 24'16.860 | 5 | Johann ZARCO | FRA | HONDA | 1'39.794 | 173.3 | 10 |
| 25'56.257 | 5 | Johann ZARCO | FRA | HONDA | 1'39.397 | 174.0 | 11 |
| 37'21.925 | 93 | Marc MARQUEZ | SPA | DUCATI | 1'39.385 | 174.0 | 12 |
| 39'00.862 | 93 | Marc MARQUEZ | SPA | DUCATI | 1'38.937 | 174.8 | 13 |

These data/results cannot be reproduced, stored and/or transmitted in whole or in part by any manner of electronic, mechanical, photocopying, recording, broadcasting or otherwise now known or herein after developed without the previous express consent by the copyright owner, except for reproduction in daily press and regular printed publications on sale to the public within 60 days of the event related to those data/results and always provided that copyright symbol appears together as follows below.

© DORNA, 2025

Official MotoGP Timing by  TISSOT

www.motogp.com

Termas de Río Hondo, Friday, March 14, 2025