

Circuit Of The Americas

CLASSIFICATION

RED BULL GRAND PRIX OF THE AMERICAS PRACTICE

#	Rider	Nation	Team	Motorcycle	Time	Lap Total	Gap	T. Speed
1	18 Matteo BERTELLE	ITA	LEVELUP-MTA	KTM	2'23.704	10 11		226.3
2	28 Maximo QUILES	SPA	CFMOTO Valresa Aspar Team	KTM	2'24.181	13 15	0.477 0.477	228.3
3	19 Scott OGDEN	GBR	CIP Green Power	KTM	2'24.369	13 13	0.665 0.188	221.5
4	22 David ALMANSA	SPA	Leopard Racing	HONDA	2'24.442	11 12	0.738 0.073	228.3
5	64 David MUÑOZ	SPA	LIQUI MOLY Dynavolt Intact GP	KTM	2'24.532	10 12	0.828 0.090	224.9
6	99 Jose Antonio RUEDA	SPA	Red Bull KTM Ajo	KTM	2'24.689	9 9	0.985 0.157	223.9
7	31 Adrian FERNANDEZ	SPA	Leopard Racing	HONDA	2'24.745	6 12	1.041 0.056	228.3
8	83 Alvaro CARPE	SPA	Red Bull KTM Ajo	KTM	2'24.806	10 14	1.102 0.061	230.8
9	54 Riccardo ROSSI	ITA	Rivacold Snipers Team	HONDA	2'24.826	13 13	1.122 0.020	227.3
10	36 Angel PIQUERAS	SPA	FRINSA - MT Helmets - MSI	KTM	2'24.936	10 13	1.232 0.110	224.9
11	14 Cormac BUCHANAN	NZE	DENSSI Racing - BOE	KTM	2'25.055	11 12	1.351 0.119	222.0
12	11 Adrián CRUCES	SPA	CIP Green Power	KTM	2'25.134	14 14	1.430 0.079	221.5
13	58 Luca LUNETTA	ITA	SIC58 Squadra Corse	HONDA	2'25.363	13 13	1.659 0.229	225.8
14	72 Taiyo FURUSATO	JPN	Honda Team Asia	HONDA	2'25.506	13 14	1.802 0.143	225.8
15	6 Ryusei YAMANAKA	JPN	FRINSA - MT Helmets - MSI	KTM	2'25.576	13 13	1.872 0.070	225.8
16	82 Stefano NEPA	ITA	SIC58 Squadra Corse	HONDA	2'25.927	12 12	2.223 0.351	220.6
17	5 Tatchakorn BUASRI	THA	Honda Team Asia	HONDA	2'26.006	13 13	2.302 0.079	227.8
18	94 Guido PINI	ITA	LIQUI MOLY Dynavolt Intact GP	KTM	2'26.134	7 12	2.430 0.128	226.8
19	66 Joel KELSO	AUS	LEVELUP-MTA	KTM	2'26.299	4 9	2.595 0.165	226.8
20	10 Nicola CARRARO	ITA	Rivacold Snipers Team	HONDA	2'26.480	14 14	2.776 0.181	224.4
21	8 Eddie O'SHEA	GBR	GRYD - Mlav Racing	HONDA	2'26.545	11 12	2.841 0.065	224.4
22	34 Jakob ROSENTHALER	AUT	GRYD - Mlav Racing	HONDA	2'26.841	10 14	3.137 0.296	223.0
23	73 Valentin PERRONE	ARG	Red Bull KTM Tech3	KTM	2'27.045	10 12	3.341 0.204	223.9
24	12 Jacob ROULSTONE	AUS	Red Bull KTM Tech3	KTM	2'27.725	14 14	4.021 0.680	225.8
25	71 Dennis FOGGIA	ITA	CFMOTO Valresa Aspar Team	KTM	2'28.046	11 12	4.342 0.321	223.9
26	21 Ruche MOODLEY	RSA	DENSSI Racing - BOE	KTM	2'28.560	11 12	4.856 0.514	219.7

Practice condition: **Wet**

Air: 19°
Humidity: 90%
Ground: 24°

Fastest Lap:	Lap: 10	Matteo BERTELLE	2'23.704	138.1 Km/h
Best Race Lap:	2024	Daniel HOLGADO	2'14.866	147.1 Km/h
All-Time Lap Record:	2024	David ALONSO	2'14.153	147.9 Km/h

The results are provisional until the end of the limit for protest and appeals.

Time limit for protest expires 60' after publication of the results - Time: **Beth MILLER** **14:07**

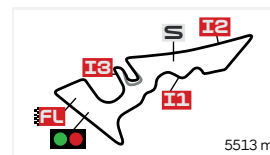
These data/results cannot be reproduced, stored and/or transmitted in whole or in part by any manner of electronic, mechanical, photocopying, recording, broadcasting or otherwise now known or herein after developed without the previous express consent by the copyright owner, except for reproduction in daily press and regular printed publications on sale to the public within 60 days of the event related to those data/results and always provided that copyright symbol appears together as follows below.

© DORNA, 2025

Official MotoGP Timing by

www.motogp.com

Austin, Friday, March 28, 2025



Circuit Of The Americas

TOP SPEED & AVERAGE

RED BULL GRAND PRIX OF THE AMERICAS

PRACTICE

#	Rider	Nation	Motorcycle	Top 5 speeds					Average	Top
83	Alvaro CARPE	SPA	KTM	230.8	229.3	227.8	225.3	225.3	227.7	230.8
22	David ALMANSA	SPA	HONDA	228.3	226.3	226.3	225.3	224.9	226.2	228.3
28	Maximo QUILES	SPA	KTM	228.3	226.3	225.8	224.4	223.9	225.7	228.3
31	Adrian FERNANDEZ	SPA	HONDA	228.3	227.8	227.8	227.3	226.8	227.4	228.3
5	Tatchakorn BUASRI	THA	HONDA	227.8	225.3	224.9	224.4	223.9	225.3	227.8
54	Riccardo ROSSI	ITA	HONDA	227.3	224.4	223.4	223.4	223.4	224.4	227.3
66	Joel KELSO	AUS	KTM	226.8	224.9	224.9	223.9	222.5	224.6	226.8
94	Guido PINI	ITA	KTM	226.8	223.9	223.9	223.9	223.9	224.5	226.8
18	Matteo BERTELLE	ITA	KTM	226.3	225.3	225.3	224.4	224.4	225.1	226.3
6	Ryusei YAMANAKA	JPN	KTM	225.8	225.3	225.3	225.3	224.4	225.0	225.8
12	Jacob ROULSTONE	AUS	KTM	225.8	222.5	222.0	222.0	221.5	222.6	225.8
58	Luca LUNETTA	ITA	HONDA	225.8	224.4	223.4	223.4	221.5	222.6	225.8
72	Taiyo FURUSATO	JPN	HONDA	225.8	225.3	224.9	224.9	224.9	225.2	225.8
36	Angel PIQUERAS	SPA	KTM	224.9	223.9	223.9	223.0	223.0	223.5	224.9
64	David MUÑOZ	SPA	KTM	224.9	223.9	223.9	223.9	223.4	223.8	224.9
8	Eddie O'SHEA	GBR	HONDA	224.4	223.9	221.5	221.1	220.6	222.3	224.4
10	Nicola CARRARO	ITA	HONDA	224.4	224.4	223.9	223.9	223.4	223.8	224.4
71	Dennis FOGGIA	ITA	KTM	223.9	223.0	223.0	222.5	222.5	222.8	223.9
73	Valentin PERRONE	ARG	KTM	223.9	223.9	222.0	221.5	221.5	222.4	223.9
99	Jose Antonio RUEDA	SPA	KTM	223.9	223.4	223.4	223.4	223.0	223.4	223.9
34	Jakob ROSENTHALER	AUT	HONDA	223.0	221.1	221.1	221.1	221.1	221.5	223.0
14	Cormac BUCHANAN	NZE	KTM	222.0	222.0	221.5	221.5	221.1	221.6	222.0
11	Adrián CRUCES	SPA	KTM	221.5	220.2	219.7	219.7	219.2	219.9	221.5
19	Scott OGDEN	GBR	KTM	221.5	220.6	220.6	220.6	220.6	220.8	221.5
82	Stefano NEPA	ITA	HONDA	220.6	220.2	219.7	219.7	219.7	219.9	220.6
21	Ruche MOODLEY	RSA	KTM	219.7	218.8	218.8	218.3	218.3	218.8	219.7

These data/results cannot be reproduced, stored and/or transmitted in whole or in part by any manner of electronic, mechanical, photocopying, recording, broadcasting or otherwise now known or herein after developed without the previous express consent by the copyright owner, except for reproduction in daily press and regular printed publications on sale to the public within 60 days of the event related to those data/results and always provided that copyright symbol appears together as follows below.

© DORNA, 2025

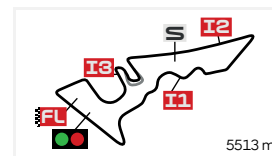
Official MotoGP Timing by www.motogp.com

Austin, Friday, March 28, 2025

CHRONOLOGICAL ANALYSIS OF PERFORMANCES

RED BULL GRAND PRIX OF THE AMERICAS

PRACTICE



Circuit Of The Americas

* Lap / Sector time cancelled
P Crossing the finish line in pit lane

T1 Time from finish line to 1st intermediate
T2 Time from 1st intermed. to 2nd intermed.

T3 Time from 2nd intermed. to 3rd intermed.
T4 Time from 3rd intermediate to finish line

Lap	Lap Time	T1	T2	T3	T4	Speed	Lap	Lap Time	T1	T2	T3	T4	Speed
1st	18	Matteo BERTELLE		LEVELUP-MTA		ITA							
		Runs=2	Total laps=11	Full laps=8	Valid laps=6								
1	4'31.333	41.384	38.882	38.590	33.830	213.5	10	2'25.624	41.021	35.464	36.427	32.712	220.6
2	2'29.256	43.111	35.931	36.989	33.225	223.0	11	2'26.956 *	42.101 *	35.709	36.265	32.881	219.7
3	2'27.830	42.688	35.677	36.535	32.930	223.9	12	2'24.960	40.874	35.223	36.385	32.478	220.6
4	2'26.062	42.108	35.343	36.161	32.450	224.4	13	2'24.369	40.813	35.031	36.134	32.391	220.6
5	2'24.957	41.439	35.079	36.104	32.335	223.9	4th 22 David ALMANSA Leopard Racing SPA						
6	2'26.863 *	42.121 *	35.916	36.220	32.606	223.9		Runs=2	Total laps=12	Full laps=9	Valid laps=7		
7	2'24.420	41.391	34.899	35.921	32.209	225.3	1	3'07.416	41.855	38.186	37.427	33.318	223.4
8	2'35.276 P	45.218	36.263	37.243	36.552	223.0	2	2'27.648	42.019	35.762	36.544	33.323	228.3
9	8'26.100	38.724	35.396	36.187	32.336	224.4	3	2'26.053	41.383	35.902	36.205	32.563	224.4
10	2'23.704	40.889	34.800	35.830	32.185	226.3	4	2'25.439	41.097	35.248	36.637	32.457	225.3
11	2'26.929 *	41.393	35.426 *	37.407	32.703	225.3	5	2'24.511	41.044	35.265	36.065	32.137	226.3
							6	2'26.120	41.439	35.560	36.431	32.690	222.5
							7	2'30.951 P	41.337	35.820	36.750	37.044	223.4
							8	7'19.066	40.397	36.917	36.643	33.170	223.4
2nd 28 Maximo QUILES CFMOTO Valresa Aspar SPA							9	2'37.614	41.727	35.293	46.583	34.011	223.9
		Runs=1	Total laps=15	Full laps=14	Valid laps=10		10	2'26.213 *	41.898 *	35.574	36.287	32.454	223.4
1	3'02.164	43.512	37.697	37.941	34.001	222.0	11	2'24.442	41.080	35.019	35.918	32.425	224.9
2	2'32.650	44.185	36.929	37.751	33.785	223.0	12	2'27.665 *	40.824	35.181 *	38.806	32.854	226.3
3	2'29.436	42.431	36.854	37.072	33.079	223.4	5th 64 David MUÑOZ LIQUI MOLY Dynavolt SPA						
4	2'27.483	41.915	35.713	37.018	32.837	223.0		Runs=2	Total laps=12	Full laps=9	Valid laps=8		
5	2'26.397	41.630	35.432	36.665	32.670	224.4	1	3'11.848	43.059	37.634	37.581	34.110	224.9
6	2'26.212	41.503	35.463	36.661	32.585	226.3	2	2'29.095	42.929	36.221	36.528	33.417	223.9
7	2'26.448	41.188	35.592	37.074	32.594	228.3	3	2'28.157	42.507	36.221	36.287	33.142	223.9
8	2'25.403 *	41.245	35.218	36.567	32.373 *	225.8	4	2'36.914 P	42.530	37.156	37.693	39.535	220.6
9	2'26.671 *	41.294	35.418	36.894	33.065 *	222.0	5	9'18.166	41.655	37.388	37.099	33.267	223.4
10	2'25.909 *	41.074	35.863 *	36.435	32.537	223.0	6	2'26.932	41.957	35.556	36.427	32.992	223.9
11	2'25.515	41.229	35.357	36.549	32.380	223.4	7	2'25.866	41.603	35.499	35.917	32.847	223.4
12	2'24.570	40.826	34.976	36.280	32.488	223.9	8	2'26.304	42.043	35.373	36.030	32.858	223.4
13	2'24.181	40.686	34.978	36.262	32.255	222.0	9	2'25.300	41.443	35.285	35.977	32.595	222.5
14	2'25.540 *	40.652	35.811 *	36.495	32.582	222.0	10	2'24.532	41.072	35.040	35.948	32.472	223.4
15	2'24.591	41.000	35.107	36.320	32.164	222.0	11	2'34.780 *	42.730 *	37.805 *	38.776	35.469	212.6
							12	2'46.830	44.357	43.301	42.011	37.161	198.6
3rd 19 Scott OGDEN CIP Green Power GBR							6th 99 Jose Antonio RUEDA Red Bull KTM Ajo SPA						
		Runs=2	Total laps=13	Full laps=10	Valid laps=8			Runs=2	Total laps=9	Full laps=6	Valid laps=9		
1	2'47.393	41.114	37.769	37.722	33.609	217.4	1	3'03.318	42.664	37.506	37.643	33.958	222.0
2	2'29.855	42.667	36.453	37.292	33.443	220.6	2	2'30.525	43.404	36.408	37.415	33.298	221.5
3	2'33.103	44.526	38.049	37.305	33.223	218.8	3	2'27.542	41.928	35.801	36.727	33.086	221.1
4	2'28.100	41.981	35.685	37.034	33.400	221.5	4	2'26.285	41.503	35.511	36.552	32.719	223.4
5	2'27.371	41.893	35.631	36.908	32.939	219.2	5	2'26.048	41.664	35.587	36.333	32.464	223.0
6	2'30.452 P	41.591	35.845	36.583	36.433	219.2	6	2'25.305	41.050	35.389	36.222	32.644	223.4
7	5'38.335 *	39.633	36.366 *	36.781	33.039 *	219.2							
8	2'26.681	41.385	35.919	36.641	32.736	220.2							
9	2'26.456 *	41.296	35.532	36.712	32.916 *	219.2							

Fastest Lap: Matteo BERTELLE	ITA	LEVELUP-MTA	2'23.704	40.889	34.800	35.830	32.185
-------------------------------------	-----	-------------	-----------------	--------	--------	--------	--------

These data/results cannot be reproduced, stored and/or transmitted in whole or in part by any manner of electronic, mechanical, photocopying, recording, broadcasting or otherwise now known or herein after developed without the previous express consent by the copyright owner, except for reproduction in daily press and regular printed publications on sale to the public within 60 days of the event related to those data/results and always provided that copyright symbol appears together as follows below.

* DORNA, 2025

Official MotoGP Timing by

www.motogp.com

Austin, Friday, March 28, 2025

Practice

Moto3™

Lap	Lap Time	T1	T2	T3	T4	Speed	Lap	Lap Time	T1	T2	T3	T4	Speed
7	2'25.999	41.474	35.614	36.303	32.608	223.9	1	3'19.105	41.869	38.147	37.685	34.185	216.5
	unfinished	41.593	35.173	36.159		223.0	2	2'29.421	42.917	36.331	36.939	33.234	223.0
8	2'28.659	40.243	36.221	36.892	35.303	220.2	3	2'27.941	42.350	36.058	36.725	32.808	223.0
9	2'24.689	40.909	35.293	36.199	32.288	223.4	4	2'29.194	41.872	36.330	37.948	33.044	223.0
7th	31	Adrian FERNANDEZ		Leopard Racing		SPA	5	2'26.210	41.520	35.432	36.411	32.847	224.9
		Runs=2	Total laps=12	Full laps=9	Valid laps=7		6	2'25.662	41.489	35.317	36.196	32.660	223.9
1	3'08.587	41.577	37.020	37.286	33.121	223.9	7	2'33.927 P	41.018 *	37.789	37.378	37.742	215.7
2	2'26.659	41.770	35.388	36.574	32.927	227.8	8	5'55.210	41.387	37.239	37.563	33.398	214.8
3	2'26.992	42.190	35.304	36.572	32.926	226.8	9	2'27.105	42.134	35.671	36.425	32.875	222.0
4	2'25.689	41.305	35.500	36.324	32.560	227.3	10	2'24.936	41.138	35.227	36.074	32.497	223.0
5	2'26.962	41.780	36.149	36.353	32.680	226.8	11	2'38.981	40.878	35.085	49.880	33.138	223.0
6	2'24.745	41.077	35.171	36.081	32.416	227.8	12	2'25.535	41.190	35.641	36.079	32.625	222.5
7	2'26.320	41.444	35.599	36.482	32.795	228.3	13	2'26.072	40.743	34.991	36.075	34.263	223.9
8	3'01.564 P	41.605	35.865	41.847	1'02.247	226.3	11th	14	Cormac BUCHANAN		DENSSI Racing - BOE		NZE
9	7'02.133 *	39.002	36.729	37.043 *	33.071 *	224.9			Runs=2	Total laps=12	Full laps=9	Valid laps=6	
10	2'26.648 *	41.585 *	35.747	36.381	32.935	226.3	1	3'23.244	41.311	37.781	38.740	34.102	220.2
11	2'25.360	41.127	35.272	36.240	32.721	226.8	2	2'29.949	42.568	36.579	37.429	33.373	220.2
12	2'28.727 *	41.164	35.471 *	38.141	33.951	225.8	3	2'27.085	41.714	35.832	36.804	32.735	221.5
8th	83	Alvaro CARPE		Red Bull KTM Ajo		SPA	4	2'29.938	43.289	35.996	37.181	33.472	221.5
		Runs=1	Total laps=14	Full laps=13	Valid laps=8		5	2'26.478	41.618	35.725	36.624	32.511	222.0
1	2'57.698	42.401	38.358	37.627	33.538	223.9	6	2'55.193 P	1'00.186 *	37.981	39.096	37.930	201.6
2	2'29.900	42.634	36.536	37.221	33.509	224.4	7	6'52.061	46.517	37.027	37.460	33.418	219.2
3	2'28.825	42.502	36.041	37.074	33.208	225.3	8	2'27.316 *	41.886	35.903	36.659	32.868 *	221.1
4	2'32.834	42.842	36.936	39.456	33.600	217.9	9	2'26.512	41.588	35.748	36.476	32.700	220.6
5	2'26.893	41.628	35.746	36.661	32.858	230.8	10	2'26.047 *	41.341 *	35.631	36.478	32.597	220.2
6	2'28.780	41.552	37.585	36.766	32.877	225.3	11	2'25.055	40.948	35.305	36.386	32.416	222.0
7	2'25.367	40.999	35.265	36.505	32.598	227.8	12	2'28.451 *	41.848	37.074 *	36.625	32.904	219.2
8	2'30.623 *	43.430 *	36.403	36.905	33.885 *	224.9	12th	11	Adrián CRUCES		CIP Green Power		SPA
9	2'26.718 *	41.265	35.439 *	37.249	32.765	220.2			Runs=2	Total laps=14	Full laps=11	Valid laps=9	
10	2'24.806	40.865	35.322	36.060	32.559	229.3	1	2'40.916	44.212	38.245	37.834	33.971	221.5
11	2'26.044	41.278	35.171	36.846	32.749	223.9	2	2'29.410	42.580	36.216	37.241	33.373	218.3
12	2'25.968 *	40.705 *	36.050	36.549	32.664	222.5	3	2'28.518	42.716	36.024	36.725	33.053	217.9
13	2'38.303 *	50.742 *	36.019	38.037	33.505	223.0	4	2'27.299	42.055	35.731	36.667	32.846	218.8
14	2'26.969 *	40.806	35.769 *	36.719	33.675	223.9	5	2'26.288	41.605	35.493	36.550	32.640	218.8
9th	54	Riccardo ROSSI		Rivacold Snipers Team		ITA	6	2'26.632	41.429	36.075	36.374	32.754	217.4
		Runs=2	Total laps=13	Full laps=10	Valid laps=8		7	2'25.769	41.443	35.624	36.242	32.460	218.8
1	2'44.961	46.345	40.726	39.201	34.721	217.9	8	2'25.749	41.387	35.518	36.245	32.599	218.8
2	2'32.018	43.890	37.041	37.438	33.649	222.5	9	2'30.294 *	42.862 *	36.521	37.648	33.263	218.8
3	2'29.523	42.647	36.486	37.098	33.292	223.0	10	2'29.818 P	40.685 *	36.330	36.697	36.106	220.2
4	2'40.650 *	42.680	42.142 *	38.433	37.395	223.4	11	4'50.429	37.925	35.967	36.428	32.958	219.2
5	2'33.596	42.512	36.828	41.045	33.211	227.3	12	2'25.402	41.365	35.329	36.278	32.430	219.7
6	2'27.942	42.186	35.826	36.782	33.148	224.4	13	2'26.557 *	41.230	35.476 *	37.110	32.741	219.2
7	2'27.222	42.027	35.712	36.535	32.948	223.4	14	2'25.134	41.379	35.332	36.118	32.305	219.7
8	2'37.876 P	42.164 *	37.577 *	38.311	39.824	223.4	13th	58	Luca LUNETTA		SIC58 Squadra Corse		ITA
9	5'46.033	49.123	36.855	37.838	34.268	222.0			Runs=2	Total laps=13	Full laps=10	Valid laps=9	
10	2'26.624 *	41.802	35.774	36.424	32.624 *	222.0	1	3'12.533	42.705	38.141	38.296	34.542	221.5
11	2'25.714	41.138	35.357	36.472	32.747	223.0	2	2'31.002	43.069	36.614	37.422	33.897	224.4
12	2'25.278	41.145	35.315	36.240	32.578	223.0	3	2'30.508	42.996	36.448	37.165	33.899	223.4
13	2'24.826	40.902	35.201	36.253	32.470	223.0	4	2'29.304	42.393	36.030	37.026	33.855	223.4
10th	36	Angel PIQUERAS		FRINSA - MT Helmets -		SPA	5	2'29.580	42.282	36.174	37.791	33.333	221.5
		Runs=2	Total laps=13	Full laps=10	Valid laps=10		6	2'27.581	41.845	35.771	36.680	33.285	225.8
							7	2'32.340 P	42.124	36.045	36.648	37.523	221.5

Fastest Lap: Matteo BERTELLE ITA LEVELUP-MTA **2'23.704** 40.889 34.800 35.830 32.185

These data/results cannot be reproduced, stored and/or transmitted in whole or in part by any manner of electronic, mechanical, photocopying, recording, broadcasting or otherwise now known or herein after developed without the previous express consent by the copyright owner, except for reproduction in daily press and regular printed publications on sale to the public within 60 days of the event related to those data/results and always provided that copyright symbol appears together as follows below.

© DORNA, 2025

Official MotoGP Timing by  TISSOT

www.motogp.com

Austin, Friday, March 28, 2025

Page 2 of 4

Practice

Moto3™

Lap	Lap Time	T1	T2	T3	T4	Speed
8	6'26.024	41.794	36.833	37.160	33.343	221.1
9	2'26.994	41.869	35.604	36.531	32.990	221.5
10	2'26.279	41.515	35.551	36.397	32.816	221.1
11	2'25.571	41.264	35.381	36.199	32.727	221.5
12	2'27.659 *	41.233	35.608 *	37.452	33.366	210.1
13	2'25.363	41.092	35.197	36.357	32.717	221.5

14th		72	Taiyo FURUSATO	Honda Team Asia	JPN	
Runs=1	Total laps=14	Full laps=13	Valid laps=10			
1	2'55.022	43.007	37.613	38.151	33.852	223.0
2	2'29.328 *	42.676	36.323 *	37.070	33.259	224.4
3	2'28.962	42.879	36.397	36.746	32.940	223.4
4	2'26.695	41.506	35.564	36.692	32.933	224.4
5	2'29.343	42.413	37.174	36.783	32.973	223.9
6	2'27.601	41.771	35.637	36.723	33.470	223.4
7	2'27.902	41.561	36.181	36.955	33.205	224.9
8	2'27.653 *	42.041 *	35.753	36.824	33.035	225.8
9	2'33.899	43.598	37.260	39.620	33.421	209.7
10	2'27.309	41.783	35.497	37.090	32.939	225.3
11	2'26.506	41.520	35.418	36.832	32.736	224.9
12	2'26.305	41.495	35.474	36.551	32.785	223.9
13	2'25.506	41.205	35.147	36.439	32.715	223.4
14	2'29.455 *	42.355 *	36.262 *	36.944	33.894	224.9

15th		6	Ryusei YAMANAKA	FRINSA - MT Helmets -	JPN	
Runs=2	Total laps=13	Full laps=10	Valid laps=9			
1	3'12.356	40.875	38.224	37.622	33.921	224.4
2	2'30.514	42.965	36.539	37.582	33.428	224.4
3	2'29.978	42.487	36.553	37.108	33.830	225.3
4	2'28.391	41.979	35.946	36.889	33.577	225.3
5	2'35.324 P	42.074	37.475	39.142	36.633	214.8
6	6'49.303	42.911	37.905	38.221	33.607	216.5
7	2'28.733	41.937	36.306	37.045	33.445	223.4
8	2'28.060	41.594	36.006	37.361	33.099	223.4
9	2'26.969	41.478	35.751	36.790	32.950	223.9
10	2'28.819	42.407	36.165	37.096	33.151	221.5
11	2'26.722	41.745	35.649	36.508	32.820	224.4
12	2'28.120 *	41.057	35.631 *	37.476	33.956	225.3
13	2'25.576	41.022	35.590	36.281	32.683	225.8

16th		82	Stefano NEPA	SIC58 Squadra Corse	ITA	
Runs=2	Total laps=12	Full laps=9	Valid laps=9			
1	4'43.367	41.042	38.714	38.978	34.316	217.9
2	2'31.324	42.992	36.848	37.890	33.594	218.3
3	2'29.256	42.422	36.201	37.455	33.178	219.2
4	2'28.896	42.270	36.126	37.405	33.095	219.2
5	2'28.820	42.188	35.972	37.561	33.099	219.7
6	2'27.790	41.889	35.853	37.143	32.905	220.2
7	2'27.539	41.795	35.773	37.068	32.903	220.6
8	2'31.594 P	41.599	35.729	37.899	36.367	217.9
9	6'26.386	42.637	36.989	37.721	33.366	218.3
10	2'27.283	41.634	35.651	37.024	32.974	219.7
11	2'26.674	41.362	35.548	36.997	32.767	219.7
12	2'25.927	41.190	35.409	36.915	32.413	219.7

Lap	Lap Time	T1	T2	T3	T4	Speed
17th	5	Tatchakorn BUASRI	Honda Team Asia	THA		
		Runs=2	Total laps=13	Full laps=10	Valid laps=9	
1	2'55.813	42.619	38.151	37.799	34.245	221.5
2	2'28.914	42.624	36.126	36.874	33.290	223.0
3	2'30.995	42.848	37.137	37.517	33.493	224.9
4	2'28.415	42.048	35.729	37.546	33.092	223.9
5	2'27.265	41.903	35.685	36.652	33.025	223.4
6	2'26.824	41.946	35.427	36.640	32.811	227.8
7	2'27.000	41.640	35.543	36.557	33.260	224.4
8	2'33.482 *	42.096	38.618 *	37.136	35.632 *	225.3
9	2'26.565	41.750	35.386	36.524	32.905	222.5
10	2'52.323	41.433	35.398	36.203	59.289	223.4
11	2'45.213 P	44.251 *	39.151	42.187	39.624	204.8
12	5'11.977	39.385	36.625	37.062	33.286	221.1
13	2'26.006	41.214	35.349	36.442	33.001	222.5

18th		94	Guido PINI	LIQUI MOLY Dynavolt	ITA	
Runs=2	Total laps=12	Full laps=9	Valid laps=8			
1	2'56.989	42.783	37.612	38.111	34.325	221.5
2	2'30.414	43.120	36.377	37.364	33.553	223.9
3	2'28.950	42.440	36.040	37.132	33.338	223.9
4	2'32.774	42.083	37.021	39.988	33.682	208.8
5	2'28.336	42.153	35.861	37.150	33.172	223.9
6	2'26.574	41.636	35.728	36.414	32.796	223.0
7	2'26.134	41.243	35.550	36.367	32.974	223.9
8	4'36.074 P	41.285	2'38.020	40.718	36.051	196.7
9	7'27.981	39.337	36.914	37.182	33.600	219.7
10	2'29.184	42.056	36.057	37.619	33.452	222.0
11	2'28.525 *	41.892	36.363 *	36.972	33.298	222.5
12	2'27.695	41.861	36.050	36.698	33.086	226.8

19th		66	Joel KELSO	LEVELUP-MTA	AUS	
Runs=3	Total laps=9	Full laps=4	Valid laps=4			
1	3'23.996	43.845	39.201	41.166	34.074	219.2
2	2'29.562	42.549	36.142	37.539	33.332	226.8
3	2'27.515	42.252	35.647	36.682	32.934	224.9
4	2'26.299	41.685	35.350	36.501	32.763	224.9
5	2'32.361 P	41.702	36.048	37.360	37.251	223.9
6	10'28.573	45.266	36.833	36.969	33.530	222.5
7	2'33.912 P	42.262	36.441	37.663	37.546	221.5
8	5'24.802 *	42.630	35.965	37.019 *	33.040	222.0
9	3'24.645	41.476	1'30.511	39.233	33.425	207.2

20th		10	Nicola CARRARO	Rivacold Snipers Team	ITA	
Runs=1	Total laps=14	Full laps=13	Valid laps=12			
1	4'12.966	48.350	41.498	40.007	35.817	220.6
2	2'34.038	44.586	37.467	37.822	34.163	222.5
3	2'31.749	43.319	36.945	37.532	33.953	222.5
4	2'30.317	43.252	36.594	37.022	33.449	223.4
5	2'32.474	43.195	38.937	37.070	33.272	223.9
6	2'28.130	42.460	36.054	36.650	32.966	224.4
7	2'27.252	41.975	35.797	36.520	32.960	224.4
8	2'42.109	41.935	36.197	36.649	47.328	223.4
9	2'40.347	47.176	40.631	39.055	33.485	221.1
10	2'27.608	42.057	35.694	36.666	33.191	223.9

Fastest Lap: Matteo BERTELLE ITA LEVELUP-MTA **2'23.704** 40.889 34.800 35.830 32.185

These data/results cannot be reproduced, stored and/or transmitted in whole or in part by any manner of electronic, mechanical, photocopying, recording, broadcasting or otherwise now known or herein after developed without the previous express consent by the copyright owner, except for reproduction in daily press and regular printed publications on sale to the public within 60 days of the event related to those data/results and always provided that copyright symbol appears together as follows below.

© DORNA, 2025

Official MotoGP Timing by  TISSOT


www.motogp.com

Austin, Friday, March 28, 2025

Page 3 of 4

Practice

Moto3™

Lap	Lap Time	T1	T2	T3	T4	Speed	Lap	Lap Time	T1	T2	T3	T4	Speed
11	2'26.756	41.764	35.656	36.508	32.828	223.4	2	2'33.694	44.107	37.095	38.190	34.302	220.6
12	2'26.709	41.834	35.662	36.406	32.807	223.0	3	2'32.453 *	43.519	37.195 *	37.647	34.092	222.0
13	2'27.478 *	41.335	35.401 *	37.782	32.960	223.4	4	2'30.620	43.084	36.347	37.284	33.905	221.5
14	2'26.480	41.466	35.362	36.926	32.726	223.0	5	2'30.793	42.578	36.791	37.371	34.053	225.8
21st 8 Eddie O'SHEA GRYD - Mlav Racing GBR Runs=2 Total laps=12 Full laps=9 Valid laps=5							6	2'32.711	42.922	36.829	37.719	35.241	220.6
1	2'41.958	44.933	38.918	38.524	34.502	218.8	7	2'31.396	43.259	36.478	37.513	34.146	221.5
2	2'34.501 *	43.216 *	39.133 *	38.053	34.099	218.3	8	2'29.986 *	42.551	36.303	37.241	33.891 *	222.0
3	2'30.694 *	42.654	36.936	37.566	33.538 *	219.7	9	2'29.898	42.529	36.418	37.246	33.705	221.1
4	2'32.034	42.541	38.490	37.503	33.500	221.1	10	2'29.225 *	42.394	36.333	36.971	33.527 *	221.1
5	2'27.963	41.980	36.117	36.837	33.029	220.2	11	2'28.622	42.238	36.248	36.873	33.263	222.5
6	2'31.338	41.563	35.989	37.210	36.576	219.7	12	2'32.961 *	42.525 *	37.330	38.810	34.296	219.2
7	2'27.425	41.883	35.864	36.680	32.998	224.4	13	2'28.680	42.269	36.038	36.927	33.446	221.1
8	2'36.499 P	41.884	36.006	41.950	36.659	223.9	14	2'27.725	41.884	35.864	36.842	33.135	221.1
9	7'19.894 *	45.572	36.622	37.029	33.002 *	220.6	25th 71 Dennis FOGGIA CFMOTO Valresa Aspar ITA Runs=2 Total laps=12 Full laps=9 Valid laps=4						
10	2'26.921 *	41.474	35.845	36.774	32.828 *	219.2	1	3'00.090	46.756	39.630	38.622	34.869	222.5
11	2'26.545	41.207	35.690	36.759	32.889	219.7	2	2'35.474	44.339	37.940	38.430	34.765	222.5
12	2'27.653 *	41.615	36.109 *	37.060	32.869	221.5	3	2'32.038	43.572	36.921	37.368	34.177	222.0
22nd 34 Jakob ROSENTHALER GRYD - Mlav Racing AUT Runs=1 Total laps=14 Full laps=13 Valid laps=9							4	2'38.882 P	44.046	37.916	37.868	39.052	222.5
1	2'41.587	45.585	38.751	37.930	33.723	218.8	5	7'04.070 *	41.179	41.642 *	37.520	34.306	223.0
2	2'31.954	43.070	37.188	37.835	33.861	217.4	6	2'30.223 *	42.822	36.440	37.013	33.948 *	223.9
3	2'32.669	43.266	37.364	38.133	33.906	217.9	7	2'29.082	42.690	36.024	36.958	33.410	221.5
4	2'32.792	43.784	37.378	38.031	33.599	218.3	8	2'29.048 *	42.418	35.952	36.899	33.779 *	223.0
5	2'30.979 *	43.168 *	36.641	38.040	33.130	219.2	9	2'31.849 *	42.451	38.586	37.245 *	33.567	222.5
6	2'28.858	42.389	36.121	37.244	33.104	221.1	10	2'28.975 *	42.289 *	36.083 *	37.251	33.352 *	222.0
7	2'28.574	42.324	36.020	37.193	33.037	223.0	11	2'28.046	42.174	35.765	36.761	33.346	222.5
8	2'28.406 *	41.987	36.142	37.157	33.120 *	221.1	12	2'27.837 *	42.028	35.892 *	36.641	33.276	222.0
9	2'27.319	42.178	35.522	36.835	32.784	221.1	26th 21 Ruche MOODLEY DENSSI Racing - BOE RSA Runs=2 Total laps=12 Full laps=9 Valid laps=8						
10	2'26.841	41.615	35.688	36.796	32.742	221.1	1	3'01.280	42.801	38.963	39.244	35.543	217.4
11	2'27.237	41.654	36.012	36.913	32.658	219.7	2	2'37.307	45.743	37.746	38.396	35.422	217.4
12	3'14.872 *	1'22.013 *	40.015	38.589	34.255	217.0	3	2'35.333	44.353	37.782	37.975	35.223	219.7
13	2'30.954	42.611	36.916	37.798	33.629	217.0	4	2'33.751	43.849	37.151	37.872	34.879	218.8
14	2'29.165 *	42.188	36.091	37.533	33.353 *	214.3	5	2'32.519	43.361	37.745	37.394	34.019	218.3
23rd 73 Valentin PERRONE Red Bull KTM Tech3 ARG Runs=2 Total laps=12 Full laps=9 Valid laps=7							6	2'31.098	43.228	36.687	37.532	33.651	216.5
1	3'01.016	42.335	38.572	39.203	34.954	221.5	7	2'34.051 P	42.948	36.461	37.660	36.982	216.1
2	2'33.981	43.693	37.254	38.353	34.681	217.9	8	6'34.314	42.384	36.993	37.197	33.734	218.8
3	2'33.472 *	43.039	38.561 *	37.869	34.003	220.6	9	2'29.540	42.992	36.179	36.997	33.372	216.1
4	2'33.113	43.030	37.373	38.186	34.524	221.5	10	2'30.235	43.102	36.475	37.206	33.452	218.3
5	2'30.411	42.446	36.716	37.650	33.599	219.2	11	2'28.560	42.329	36.017	37.013	33.201	217.9
6	2'28.787	42.075	36.239	37.235	33.238	221.1	12	2'32.158 *	41.978	35.947 *	39.922	34.311	216.1
7	2'31.177 P	42.059	36.038	37.059	36.021	223.9	24th 12 Jacob ROULSTONE Red Bull KTM Tech3 AUS Runs=1 Total laps=14 Full laps=13 Valid laps=9						
8	6'56.270	38.882	37.056	37.132	33.386	221.5	1	2'49.980	43.613	38.484	38.404	34.759	221.1
9	2'27.300	41.547	35.853	36.858	33.042	223.9	Fastest Lap: Matteo BERTELLE ITA LEVELUP-MTA 2'23.704 40.889 34.800 35.830 32.185						
10	2'27.045	41.384	35.957	36.869	32.835	220.6	These data/results cannot be reproduced, stored and/or transmitted in whole or in part by any manner of electronic, mechanical, photocopying, recording, broadcasting or otherwise now known or herein after developed without the previous express consent by the copyright owner, except for reproduction in daily press and regular printed publications on sale to the public within 60 days of the event related to those data/results and always provided that copyright symbol appears together as follows below.						
11	2'30.107	41.314	35.725	40.061	33.007	222.0	* DORNA, 2025						
12	2'30.803 *	41.338	36.041 *	37.185	36.239	220.6	Official MotoGP Timing by  TISSOT						

Official MotoGP Timing by  TISSOT

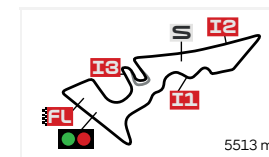
www.motogp.com

Austin, Friday, March 28, 2025

Page 4 of 4

BEST PARTIAL TIMES

RED BULL GRAND PRIX OF THE AMERICAS PRACTICE



Circuit Of The Americas

IT Ideal Lap Time, sum of the best partial times

BT Best Lap Time

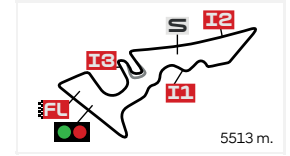
Pos	T1		T2		T3		T4		Pos	IT		BT
	Rider	Time	Rider	Time	Rider	Time	Rider	Time		Rider	Time	
1	M.QUILES	40.652	M.BERTELLE	34.800	M.BERTELLE	35.830	D.ALMANSA	32.137	1	M.BERTELLE	2'23.704	2'23.704 (1)
2	A.PIQUERAS	40.743	M.QUILES	34.976	D.MUÑOZ	35.917	M.QUILES	32.164	2	D.ALMANSA	2'23.898	2'24.442 (4)
3	A.CARPE	40.806	A.PIQUERAS	34.991	D.ALMANSA	35.918	M.BERTELLE	32.185	3	M.QUILES	2'24.054	2'24.181 (2)
4	S.OGDEN	40.813	D.ALMANSA	35.019	A.CARPE	36.060	J.RUEDA	32.288	4	A.PIQUERAS	2'24.305	2'24.936 (10)
5	D.ALMANSA	40.824	S.OGDEN	35.031	A.PIQUERAS	36.074	A.CRUCES	32.305	5	S.OGDEN	2'24.369	2'24.369 (3)
6	M.BERTELLE	40.889	D.MUÑOZ	35.040	A.FERNANDEZ	36.081	S.OGDEN	32.391	6	D.MUÑOZ	2'24.501	2'24.532 (5)
7	R.ROSSI	40.902	T.FURUSATO	35.147	A.CRUCES	36.118	S.NEPA	32.413	7	J.RUEDA	2'24.529	2'24.689 (6)
8	J.RUEDA	40.909	A.FERNANDEZ	35.171	S.OGDEN	36.134	C.BUCHANAN	32.416	8	A.CARPE	2'24.596	2'24.806 (8)
9	C.BUCHANAN	40.948	A.CARPE	35.171	J.RUEDA	36.159	A.FERNANDEZ	32.416	9	A.FERNANDEZ	2'24.745	2'24.745 (7)
10	R.YAMANAKA	41.022	J.RUEDA	35.173	L.LUNETTA	36.199	R.ROSSI	32.470	10	R.ROSSI	2'24.813	2'24.826 (9)
11	D.MUÑOZ	41.072	L.LUNETTA	35.197	T.BUASRI	36.203	D.MUÑOZ	32.472	11	A.CRUCES	2'24.982	2'25.134 (12)
12	A.FERNANDEZ	41.077	R.ROSSI	35.201	R.ROSSI	36.240	A.PIQUERAS	32.497	12	C.BUCHANAN	2'25.055	2'25.055 (11)
13	L.LUNETTA	41.092	C.BUCHANAN	35.305	M.QUILES	36.262	A.CARPE	32.559	13	L.LUNETTA	2'25.205	2'25.363 (13)
14	S.NEPA	41.190	A.CRUCES	35.329	R.YAMANAKA	36.281	J.ROSENTHALE	32.658	14	T.FURUSATO	2'25.506	2'25.506 (14)
15	T.FURUSATO	41.205	T.BUASRI	35.349	G.PINI	36.367	R.YAMANAKA	32.683	15	R.YAMANAKA	2'25.576	2'25.576 (15)
16	E.O'SHEA	41.207	J.KELSO	35.350	C.BUCHANAN	36.386	T.FURUSATO	32.715	16	T.BUASRI	2'25.577	2'26.006 (17)
17	T.BUASRI	41.214	N.CARRARO	35.362	N.CARRARO	36.406	L.LUNETTA	32.717	17	N.CARRARO	2'25.829	2'26.480 (20)
18	A.CRUCES	41.230	S.NEPA	35.409	T.FURUSATO	36.439	N.CARRARO	32.726	18	S.NEPA	2'25.927	2'25.927 (16)
19	G.PINI	41.243	J.ROSENTHALER	35.522	J.KELSO	36.501	J.KELSO	32.763	19	G.PINI	2'25.956	2'26.134 (18)
20	V.PERRONE	41.314	G.PINI	35.550	D.FOGGIA	36.641	G.PINI	32.796	20	J.KELSO	2'26.090	2'26.299 (19)
21	N.CARRARO	41.335	R.YAMANAKA	35.590	E.O'SHEA	36.680	T.BUASRI	32.811	21	E.O'SHEA	2'26.446	2'26.545 (21)
22	J.KELSO	41.476	E.O'SHEA	35.690	J.ROSENTHALE	36.796	V.PERRONE	32.835	22	J.ROSENTHALER	2'26.591	2'26.841 (22)
23	J.ROSENTHALER	41.615	V.PERRONE	35.725	J.ROULSTONE	36.842	E.O'SHEA	32.869	23	V.PERRONE	2'26.732	2'27.045 (23)
24	J.ROULSTONE	41.884	D.FOGGIA	35.765	V.PERRONE	36.858	J.ROULSTONE	33.135	24	D.FOGGIA	2'27.710	2'28.046 (25)
25	R.MOODLEY	41.978	J.ROULSTONE	35.864	S.NEPA	36.915	R.MOODLEY	33.201	25	J.ROULSTONE	2'27.725	2'27.725 (24)

These data/results cannot be reproduced, stored and/or transmitted in whole or in part by any manner of electronic, mechanical, photocopying, recording, broadcasting or otherwise now known or herein after developed without the previous express consent by the copyright owner, except for reproduction in daily press and regular printed publications on sale to the public within 60 days of the event related to those data/results and always provided that copyright symbol appears together as follows below.

© DORNA, 2025

BEST PARTIAL TIMES

RED BULL GRAND PRIX OF THE AMERICAS PRACTICE



Circuit Of The Americas

IT Ideal Lap Time, sum of the best partial times
BT Best Lap Time

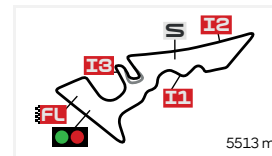
Pos	T1		T2		T3		T4		Pos	Rider	IT	BT
	Rider	Time	Rider	Time	Rider	Time	Rider	Time				
26	D.FOGGIA	42.028	R.MOODLEY	36.017	R.MOODLEY	36.997	D.FOGGIA	33.276	26	R.MOODLEY	2'28.193	2'28.560 (26)

These data/results cannot be reproduced, stored and/or transmitted in whole or in part by any manner of electronic, mechanical, photocopying, recording, broadcasting or otherwise now known or herein after developed without the previous express consent by the copyright owner, except for reproduction in daily press and regular printed publications on sale to the public within 60 days of the event related to those data/results and always provided that copyright symbol appears together as follows below.

© DORNA, 2025

FASTEST LAPS SEQUENCE

RED BULL GRAND PRIX OF THE AMERICAS PRACTICE




Circuit Of The Americas

<i>Practice Time</i>	<i>#</i>	<i>Rider</i>	<i>Nation</i>	<i>Motorcycle</i>	<i>Time</i>	<i>Km/h</i>	<i>Rider's Lap</i>
5'10.326	11	Adrián CRUCES	SPA	KTM	2'29.410	132.8	2
5'24.727	5	Tatchakorn BUASRI	THA	HONDA	2'28.914	133.2	2
5'35.064	22	David ALMANSA	SPA	HONDA	2'27.648	134.4	2
5'35.246	31	Adrian FERNANDEZ	SPA	HONDA	2'26.659	135.3	2
8'01.117	22	David ALMANSA	SPA	HONDA	2'26.053	135.8	3
10'26.556	22	David ALMANSA	SPA	HONDA	2'25.439	136.4	4
12'51.067	22	David ALMANSA	SPA	HONDA	2'24.511	137.3	5
19'10.721	18	Matteo BERTELLE	ITA	KTM	2'24.420	137.4	7
32'23.039	28	Maximo QUILES	SPA	KTM	2'24.181	137.6	13
32'35.801	18	Matteo BERTELLE	ITA	KTM	2'23.704	138.1	10

These data/results cannot be reproduced, stored and/or transmitted in whole or in part by any manner of electronic, mechanical, photocopying, recording, broadcasting or otherwise now known or herein after developed without the previous express consent by the copyright owner, except for reproduction in daily press and regular printed publications on sale to the public within 60 days of the event related to those data/results and always provided that copyright symbol appears together as follows below.

© DORNA, 2025

Official MotoGP Timing by  TISSOT
www.motogp.com

Austin, Friday, March 28, 2025