



Circuit Of The Americas

CLASSIFICATION

RED BULL GRAND PRIX OF THE AMERICAS

FREE PRACTICE NR. 2

#	Rider	Nation	Team	Motorcycle	Time	Lap Total	Gap	T. Speed
1	18 Matteo BERTELLE	ITA	LEVELUP-MTA	KTM	2'15.695	13 13		233.3
2	36 Angel PIQUERAS	SPA	FRINSA - MT Helmets - MSI	KTM	2'15.976	10 10	0.281 0.281	230.3
3	66 Joel KELSO	AUS	LEVELUP-MTA	KTM	2'16.218	11 11	0.523 0.242	233.8
4	31 Adrian FERNANDEZ	SPA	Leopard Racing	HONDA	2'16.293	11 12	0.598 0.075	233.3
5	19 Scott OGDEN	GBR	CIP Green Power	KTM	2'16.374	11 11	0.679 0.081	229.8
6	99 Jose Antonio RUEDA	SPA	Red Bull KTM Ajo	KTM	2'16.411	12 12	0.716 0.037	226.8
7	83 Alvaro CARPE	SPA	Red Bull KTM Ajo	KTM	2'16.504	10 11	0.809 0.093	234.4
8	28 Maximo QUILES	SPA	CFMOTO Valresa Aspar Team	KTM	2'16.602	13 13	0.907 0.098	233.3
9	73 Valentin PERRONE	ARG	Red Bull KTM Tech3	KTM	2'16.666	13 13	0.971 0.064	233.3
10	58 Luca LUNETTA	ITA	SIC58 Squadra Corse	HONDA	2'16.839	11 11	1.144 0.173	231.3
11	71 Dennis FOGGIA	ITA	CFMOTO Valresa Aspar Team	KTM	2'16.895	11 11	1.200 0.056	234.4
12	94 Guido PINI	ITA	LIQUI MOLY Dynavolt Intact GP	KTM	2'17.069	11 13	1.374 0.174	229.8
13	8 Eddie O'SHEA	GBR	GRYD - Mlav Racing	HONDA	2'17.211	9 9	1.516 0.142	233.3
14	10 Nicola CARRARO	ITA	Rivacold Snipers Team	HONDA	2'17.300	9 9	1.605 0.089	232.8
15	54 Riccardo ROSSI	ITA	Rivacold Snipers Team	HONDA	2'17.344	8 9	1.649 0.044	230.8
16	64 David MUÑOZ	SPA	LIQUI MOLY Dynavolt Intact GP	KTM	2'17.389	11 11	1.694 0.045	230.8
17	12 Jacob ROULSTONE	AUS	Red Bull KTM Tech3	KTM	2'17.597	11 11	1.902 0.208	232.8
18	14 Cormac BUCHANAN	NZE	DENSSI Racing - BOE	KTM	2'17.605	8 8	1.910 0.008	227.3
19	6 Ryusei YAMANAKA	JPN	FRINSA - MT Helmets - MSI	KTM	2'17.615	11 12	1.920 0.010	231.3
20	82 Stefano NEPA	ITA	SIC58 Squadra Corse	HONDA	2'17.642	10 10	1.947 0.027	228.8
21	21 Ruche MOODLEY	RSA	DENSSI Racing - BOE	KTM	2'18.017	9 9	2.322 0.375	228.8
22	11 Adrián CRUCES	SPA	CIP Green Power	KTM	2'18.151	9 10	2.456 0.134	229.3
23	5 Tatchakorn BUASRI	THA	Honda Team Asia	HONDA	2'18.381	11 11	2.686 0.230	229.3
24	22 David ALMANSA	SPA	Leopard Racing	HONDA	2'18.488	5 6	2.793 0.107	234.9
25	34 Jakob ROSENTHALER	AUT	GRYD - Mlav Racing	HONDA	2'20.306	10 11	4.611 1.818	228.8
26	72 Taiyo FURUSATO	JPN	Honda Team Asia	HONDA	2'24.867	2 3	9.172 4.561	229.8

Practice condition: Dry

Air: 20°

Humidity: 94%

Ground: 21°

Fastest Lap:	Lap: 13	Matteo BERTELLE	2'15.695	146.2 Km/h
Best Race Lap:	2024	Daniel HOLGADO	2'14.866	147.1 Km/h
All-Time Lap Record:	2024	David ALONSO	2'14.153	147.9 Km/h

The results are provisional until the end of the limit for protest and appeals.

Time limit for protest expires 60' after publication of the results - Time:

Beth MILLER

09:26

These data/results cannot be reproduced, stored and/or transmitted in whole or in part by any manner of electronic, mechanical, photocopying, recording, broadcasting or otherwise now known or herein after developed without the previous express consent by the copyright owner, except for reproduction in daily press and regular printed publications on sale to the public within 60 days of the event related to those data/results and always provided that copyright symbol appears together as follows below.

© DORNA, 2025

Official MotoGP Timing by

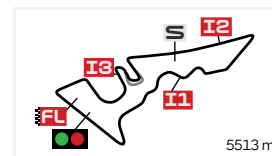
www.motogp.com

Austin, Saturday, March 29, 2025

COMBINED PRACTICE TIMES

RED BULL GRAND PRIX OF THE AMERICAS

FREE PRACTICE NR. 2



Circuit Of The Americas

#	Rider	Nation	Team	Motorcycle	FP1	FP2	Gap
1	18 M.BERTELLE	ITA	LEVELUP-MTA	KTM	2'24.169 12	2'15.695 13	
2	36 A.PIQUERAS	SPA	FRINSA - MT Helmets - MSI	KTM	2'23.298 11	2'15.976 10	0.281 0.281
3	66 J.KELSO	AUS	LEVELUP-MTA	KTM	2'25.597 6	2'16.218 11	0.523 0.242
4	31 A.FERNANDEZ	SPA	Leopard Racing	HONDA	2'25.250 11	2'16.293 11	0.598 0.075
5	19 S.OGDEN	GBR	CIP Green Power	KTM	2'25.195 14	2'16.374 11	0.679 0.081
6	99 J.RUEDA	SPA	Red Bull KTM Ajo	KTM	2'24.107 14	2'16.411 12	0.716 0.037
7	83 A.CARPE	SPA	Red Bull KTM Ajo	KTM	2'25.810 12	2'16.504 10	0.809 0.093
8	28 M.QUILES	SPA	CFMOTO Valresa Aspar Team	KTM	2'25.742 13	2'16.602 13	0.907 0.098
9	73 V.PERRONE	ARG	Red Bull KTM Tech3	KTM	2'27.620 13	2'16.666 13	0.971 0.064
10	58 L.LUNETTA	ITA	SIC58 Squadra Corse	HONDA	2'25.699 14	2'16.839 11	1.144 0.173
11	71 D.FOGGIA	ITA	CFMOTO Valresa Aspar Team	KTM	2'27.518 14	2'16.895 11	1.200 0.056
12	94 G.PINI	ITA	LIQUI MOLY Dynavolt Intact GP	KTM	2'24.690 14	2'17.069 11	1.374 0.174
13	8 E.O'SHEA	GBR	GRYD - Mlav Racing	HONDA	2'27.935 14	2'17.211 9	1.516 0.142
14	10 N.CARRARO	ITA	Rivacold Snipers Team	HONDA	2'27.043 14	2'17.300 9	1.605 0.089
15	54 R.ROSSI	ITA	Rivacold Snipers Team	HONDA	2'26.325 12	2'17.344 8	1.649 0.044
16	64 D.MUÑOZ	SPA	LIQUI MOLY Dynavolt Intact GP	KTM	2'25.031 12	2'17.389 11	1.694 0.045
17	12 J.ROULSTONE	AUS	Red Bull KTM Tech3	KTM	2'30.173 12	2'17.597 11	1.902 0.208
18	14 C.BUCHANAN	NZE	DENSSI Racing - BOE	KTM	2'25.780 14	2'17.605 8	1.910 0.008
19	6 R.YAMANAKA	JPN	FRINSA - MT Helmets - MSI	KTM	2'26.278 11	2'17.615 11	1.920 0.010
20	82 S.NEPA	ITA	SIC58 Squadra Corse	HONDA	2'27.391 12	2'17.642 10	1.947 0.027
21	21 R.MOODLEY	RSA	DENSSI Racing - BOE	KTM	2'29.051 14	2'18.017 9	2.322 0.375
22	11 A.CRUCES	SPA	CIP Green Power	KTM	2'25.648 13	2'18.151 9	2.456 0.134
23	5 T.BUASRI	THA	Honda Team Asia	HONDA	2'27.175 14	2'18.381 11	2.686 0.230
24	22 D.ALMANSA	SPA	Leopard Racing	HONDA	2'24.521 14	2'18.488 5	2.793 0.107
25	34 J.ROSENTHALER	AUT	GRYD - Mlav Racing	HONDA	2'26.685 13	2'20.306 10	4.611 1.818
26	72 T.FURUSATO	JPN	Honda Team Asia	HONDA	2'26.688 13	2'24.867 2	9.172 4.561

Pole Position Record:	2024	David ALONSO	2'14.292	147.7 Km/h
Best Race Lap:	2024	Daniel HOLGADO	2'14.866	147.1 Km/h
All Time Lap Record:	2024	David ALONSO	2'14.153	147.9 Km/h

The results are provisional until the end of the limit for protest and appeals.

Time limit for protest expires 60' after publication of the results - **Beth MILLER** Time: **09:26**

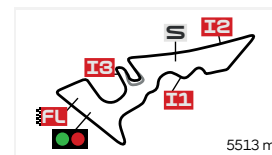
These data/results cannot be reproduced, stored and/or transmitted in whole or in part by any manner of electronic, mechanical, photocopying, recording, broadcasting or otherwise now known or herein after developed without the previous express consent by the copyright owner, except for reproduction in daily press and regular printed publications on sale to the public within 60 days of the event related to those data/results and always provided that copyright symbol appears together as follows below.

© DORNA, 2025

Official MotoGP Timing by

www.motogp.com

Austin, Saturday, March 29, 2025



Circuit Of The Americas

TOP SPEED & AVERAGE

RED BULL GRAND PRIX OF THE AMERICAS

FREE PRACTICE NR. 2

#	Rider	Nation	Motorcycle	Top 5 speeds					Average	Top
22	David ALMANSA	SPA	HONDA	234.9	231.8	230.8	229.8	229.8	231.4	234.9
71	Dennis FOGGIA	ITA	KTM	234.4	230.8	230.3	229.8	228.8	230.8	234.4
83	Alvaro CARPE	SPA	KTM	234.4	232.8	231.8	230.3	230.3	231.9	234.4
66	Joel KELSO	AUS	KTM	233.8	231.3	231.3	229.3	229.3	231.0	233.8
8	Eddie O'SHEA	GBR	HONDA	233.3	227.3	225.8	225.3	225.3	227.4	233.3
18	Matteo BERTELLE	ITA	KTM	233.3	231.8	231.3	229.8	229.8	231.0	233.3
28	Maximo QUILES	SPA	KTM	233.3	231.8	230.8	230.3	229.8	230.7	233.3
31	Adrian FERNANDEZ	SPA	HONDA	233.3	232.3	231.3	231.3	231.3	231.9	233.3
73	Valentin PERRONE	ARG	KTM	233.3	232.3	231.8	230.3	230.3	231.6	233.3
10	Nicola CARRARO	ITA	HONDA	232.8	231.8	229.3	227.3	226.8	229.6	232.8
12	Jacob ROULSTONE	AUS	KTM	232.8	231.3	229.8	228.8	228.8	230.3	232.8
6	Ryusei YAMANAKA	JPN	KTM	231.3	229.3	229.3	228.8	228.8	229.2	231.3
58	Luca LUNETTA	ITA	HONDA	231.3	231.3	228.8	227.3	227.3	229.2	231.3
54	Riccardo ROSSI	ITA	HONDA	230.8	230.3	229.3	228.8	226.8	228.8	230.8
64	David MUÑOZ	SPA	KTM	230.8	229.3	228.8	228.8	228.3	229.2	230.8
36	Angel PIQUERAS	SPA	KTM	230.3	229.3	228.8	228.8	227.8	228.6	230.3
19	Scott OGDEN	GBR	KTM	229.8	228.3	227.8	227.8	227.3	227.9	229.8
72	Taiyo FURUSATO	JPN	HONDA	229.8	227.8	227.8			228.5	229.8
94	Guido PINI	ITA	KTM	229.8	229.8	228.3	228.3	227.3	228.7	229.8
5	Tatchakorn BUASRI	THA	HONDA	229.3	229.3	229.3	227.3	224.9	228.0	229.3
11	Adrián CRUCES	SPA	KTM	229.3	228.3	227.8	227.8	227.3	228.1	229.3
21	Ruche MOODLEY	RSA	KTM	228.8	227.8	227.3	227.3	227.3	227.7	228.8
34	Jakob ROSENTHALER	AUT	HONDA	228.8	225.8	223.9	223.0	222.0	224.7	228.8
82	Stefano NEPA	ITA	HONDA	228.8	225.8	225.8	225.3	224.9	226.1	228.8
14	Cormac BUCHANAN	NZE	KTM	227.3	225.3	223.9	223.9	223.0	224.7	227.3
99	Jose Antonio RUEDA	SPA	KTM	226.8	226.3	226.3	225.8	225.8	226.0	226.8

These data/results cannot be reproduced, stored and/or transmitted in whole or in part by any manner of electronic, mechanical, photocopying, recording, broadcasting or otherwise now known or herein after developed without the previous express consent by the copyright owner, except for reproduction in daily press and regular printed publications on sale to the public within 60 days of the event related to those data/results and always provided that copyright symbol appears together as follows below.

© DORNA, 2025

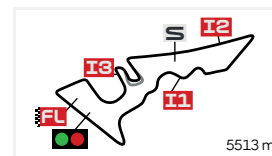
Official MotoGP Timing by www.motogp.com

Austin, Saturday, March 29, 2025

CHRONOLOGICAL ANALYSIS OF PERFORMANCES

RED BULL GRAND PRIX OF THE AMERICAS

FREE PRACTICE NR. 2



Circuit Of The Americas

* Lap / Sector time cancelled
P Crossing the finish line in pit lane

T1 Time from finish line to 1st intermediate
T2 Time from 1st intermed. to 2nd intermed.

T3 Time from 2nd intermed. to 3rd intermed.
T4 Time from 3rd intermediate to finish line

Lap	Lap Time	T1	T2	T3	T4	Speed	Lap	Lap Time	T1	T2	T3	T4	Speed		
1st	18	Matteo BERTELLE LEVELUP-MTA ITA						4th	31	Adrian FERNANDEZ Leopard Racing SPA					
		Runs=1	Total laps=13	Full laps=12	Valid laps=10				Runs=2	Total laps=12	Full laps=9	Valid laps=8			
1	3'22.329	38.142	36.506	35.649	31.642	228.3	1	3'18.301	41.353	37.521	35.913	32.203	232.3		
2	2'20.694	40.077	34.627	35.022	30.968	229.8	2	2'21.562	40.057	34.765	35.614	31.126	228.8		
3	2'20.301	40.357	34.520	34.711	30.713	228.3	3	2'19.376	39.434	34.349	34.739	30.854	231.3		
4	2'18.531	39.574	34.043	34.470	30.444	229.8	4	2'19.360	39.908	34.157	34.681	30.614	229.3		
5	2'17.365	39.029	33.850	34.231	30.255	229.8	5	2'18.569	39.550	33.841	34.707	30.471	231.3		
6	2'19.712 *	39.013	34.241 *	35.556	30.902	231.8	6	2'17.346	39.112	33.648	34.248	30.338	230.3		
7	2'20.795	41.557	34.618	34.272	30.348	228.3	7	2'17.218	38.679	33.806	34.418	30.315	231.3		
8	2'16.421	38.767	33.462	34.045	30.147	228.3	8	2'21.786 P	38.848	33.715	34.884	34.339	233.3		
9	2'18.518	38.713	35.006	34.425	30.374	227.3	9	5'48.984 *	37.283	34.610	35.115	30.681 *	226.8		
10	2'17.443	38.679	33.876	34.582	30.306	228.3	10	2'17.171 *	38.662	33.790 *	34.367	30.352	228.8		
11	2'21.307	40.981	34.758	34.749	30.819	231.3	11	2'16.293	38.539	33.391	34.125	30.238	227.8		
12	2'17.571 *	38.662 *	33.674	34.654	30.581	226.8	12	2'17.383	38.819	33.620	34.298	30.646	226.8		
13	2'15.695	38.230	33.308	34.106	30.051	233.3									
2nd	36	Angel PIQUERAS FRINSA - MT Helmets - SPA						5th	19	Scott OGDEN CIP Green Power GBR					
		Runs=2	Total laps=10	Full laps=7	Valid laps=4				Runs=2	Total laps=11	Full laps=8	Valid laps=6			
1	3'20.096	40.260	37.439	35.899	32.489	226.3	1	2'56.576	43.193	38.765	38.305	33.901	222.5		
2	2'21.310	40.588	34.923	34.811	30.988	228.8	2	2'25.739	42.490	35.944	35.820	31.485	228.3		
3	2'23.661 *	42.050 *	34.997	35.399	31.215	227.8	3	2'27.564 *	41.818	35.401	38.893	31.452 *	225.3		
4	2'18.107	39.075	34.030	34.538	30.464	229.3	4	2'20.283	40.321	34.418	34.764	30.780	226.8		
5	2'17.226	38.575	33.966	34.430	30.255	230.3	5	2'22.833	39.651	34.114	35.325	33.743	227.8		
6	2'19.566 *	39.203 *	34.204 *	35.378	30.781	227.8	6	2'18.500	39.355	33.928	34.728	30.489	227.3		
7	2'27.452 P	39.739 *	37.074 *	35.677	34.962	227.8	7	2'17.415	38.774	33.604	34.651	30.386	227.3		
8	9'05.607	38.814	34.982	34.800	30.782	226.8	8	2'31.127 P	38.912	34.588	42.349	35.278	219.7		
9	2'17.568 *	38.747 *	33.833	34.511	30.477	227.8	9	6'11.980	36.398	34.164	38.439	30.464	227.3		
10	2'15.976	38.272	33.451	34.041	30.212	228.8	10	2'18.533 *	38.396	33.610	36.343	30.184 *	229.8		
							11	2'16.374	38.377	33.393	34.529	30.075	227.8		
3rd	66	Joel KELSO LEVELUP-MTA AUS						6th	99	Jose Antonio RUEDA Red Bull KTM Ajo SPA					
		Runs=2	Total laps=11	Full laps=8	Valid laps=8				Runs=2	Total laps=12	Full laps=10	Valid laps=8			
1	3'09.344	40.270	37.353	35.835	31.823	231.3	1	4'44.957 P	39.775	36.326	36.904	35.922	224.9		
2	2'23.218	40.694	35.388	35.933	31.203	233.8	2	3'37.368	38.113	35.348	35.973	31.493	224.4		
3	2'20.926	39.798	34.545	35.310	31.273	231.3	3	2'20.589	40.383	34.385	35.119	30.702	224.9		
4	2'19.147	39.541	34.224	34.635	30.747	228.3	4	2'19.400	39.542	34.173	34.832	30.853	225.8		
5	2'17.993	39.043	33.838	34.454	30.658	229.3	5	2'18.849 *	39.314 *	34.176	34.711	30.648	225.8		
6	2'17.675	38.828	34.108	34.369	30.370	228.8	6	2'18.240	39.388	33.763	34.636	30.453	225.8		
7	2'25.951	38.934	33.862	38.865	34.290	227.3	7	2'17.493	38.887	33.724	34.565	30.317	226.3		
8	2'24.436 P	39.490	34.765 *	35.071	35.110	229.3	8	2'17.000	38.605	33.680	34.489	30.226	225.8		
9	6'08.051 *	37.984	34.013	34.894	30.561 *	227.3	9	2'16.993	38.688	33.644	34.377	30.284	225.8		
10	2'16.455	38.548	33.448	34.216	30.243	226.8	10	2'17.090	38.583	33.626	34.506	30.375	226.3		
11	2'16.218	38.408	33.373	34.197	30.240	227.3	11	2'17.244 *	38.703 *	33.726	34.471	30.344	225.8		
							12	2'16.411	38.531	33.549	34.224	30.107	226.8		

Fastest Lap: Matteo BERTELLE	ITA	LEVELUP-MTA	2'15.695	38.230	33.308	34.106	30.051
-------------------------------------	-----	-------------	-----------------	--------	--------	--------	--------

These data/results cannot be reproduced, stored and/or transmitted in whole or in part by any manner of electronic, mechanical, photocopying, recording, broadcasting or otherwise now known or herein after developed without the previous express consent by the copyright owner, except for reproduction in daily press and regular printed publications on sale to the public within 60 days of the event related to those data/results and always provided that copyright symbol appears together as follows below.

* DORNA, 2025

Official MotoGP Timing by

www.motogp.com

Austin, Saturday, March 29, 2025

Free Practice Nr. 2

Moto3™

Lap	Lap Time	T1	T2	T3	T4	Speed
7th	83	Alvaro CARPE		Red Bull KTM Ajo		SPA
		Runs=2	Total laps=11	Full laps=8	Valid laps=8	
1	3'11.939	44.447	38.487	36.814	32.412	229.3
2	2'24.258	42.751	34.847	35.473	31.187	230.3
3	2'20.189	40.218	34.589	34.829	30.553	234.4
4	2'18.983	39.541	34.173	34.653	30.616	230.3
5	2'22.644	39.110	34.770	37.992	30.772	232.8
6	2'24.868 P	39.268	34.234	35.701	35.665	231.8
7	5'57.025 *	35.469	34.505	35.308	30.637 *	226.3
8	2'16.872	38.324	33.504	34.501	30.543	226.8
9	2'19.827	38.766	33.494	34.384	33.183	226.8
10	2'16.504	38.526	33.377	34.238	30.363	227.8
11	2'17.766	38.889	34.185	34.253	30.439	226.8

8th	28	Maximo QUILES		CFMOTO Valresa Aspar		SPA
		Runs=1	Total laps=13	Full laps=12	Valid laps=8	
1	3'11.056	41.792	38.157	37.041	32.436	227.3
2	2'23.877	41.577	34.975	35.867	31.458	229.8
3	2'21.936	40.989	34.912	35.104	30.931	229.8
4	2'19.700 *	39.691	34.243 *	35.016	30.750 *	233.3
5	2'18.742	39.191	34.240	34.738	30.573	230.3
6	2'17.296	38.831	33.785	34.405	30.275	230.8
7	2'19.956	39.822	34.551	35.027	30.556	227.3
8	2'17.497 *	38.706	33.609 *	34.803	30.379	231.8
9	2'18.275 *	38.741	33.750 *	34.811	30.973	229.8
10	2'17.409	38.590	33.699	34.686	30.434	228.8
11	2'18.273 *	39.576	33.725 *	34.514	30.458 *	228.8
12	2'16.957	38.735	33.424	34.469	30.329	227.8
13	2'16.602	38.552	33.433	34.298	30.319	229.8

9th	73	Valentin PERRONE		Red Bull KTM Tech3		ARG
		Runs=1	Total laps=13	Full laps=12	Valid laps=12	
1	3'02.873	45.073	38.390	38.442	32.417	223.9
2	2'23.878	41.078	35.657	36.004	31.139	230.3
3	2'21.211	40.141	34.754	35.352	30.964	231.8
4	2'20.727	39.826	34.318	35.219	31.364	232.3
5	2'22.756	39.189	34.455	38.365	30.747	228.8
6	2'18.361	39.106	33.996	34.692	30.567	226.3
7	2'17.761	38.803	33.886	34.479	30.593	228.3
8	2'23.053	39.096	37.870	35.339	30.748	223.4
9	2'17.256	38.661	33.632	34.576	30.387	233.3
10	2'19.637	38.843	33.985	35.866	30.943	230.3
11	2'17.136	38.702	33.744	34.386	30.304	225.8
12	2'17.494	38.466	33.541	35.039	30.448	227.8
13	2'16.666	38.554	33.728	34.278	30.106	226.3

10th	58	Luca LUNETTA		SIC58 Squadra Corse		ITA
		Runs=2	Total laps=11	Full laps=8	Valid laps=8	
1	3'14.879	41.797	37.066	36.300	32.356	225.8
2	2'22.214	41.077	34.913	35.156	31.068	227.3
3	2'20.630	40.045	34.298	35.494	30.793	231.3
4	2'19.172	39.405	34.109	35.006	30.652	231.3
5	2'19.067	39.026	34.325	35.208	30.508	222.5
6	2'17.925	38.935	33.922	34.598	30.470	228.8

Lap	Lap Time	T1	T2	T3	T4	Speed
7	2'17.672	38.790	34.017	34.481	30.384	227.3
8	2'22.163 P	38.805	33.737	35.286	34.335	226.8
9	6'37.626	37.835	34.585	34.926	30.585	223.9
10	2'17.023	38.855	33.609	34.367	30.192	224.4
11	2'16.839	38.519	33.560	34.418	30.342	224.9

11th	71	Dennis FOGGIA		CFMOTO Valresa Aspar		ITA
		Runs=2	Total laps=11	Full laps=8	Valid laps=8	
1	3'11.439	41.986	38.375	36.217	32.250	230.8
2	2'23.409	41.440	35.379	35.435	31.155	228.8
3	2'21.217	40.772	34.745	34.828	30.872	227.3
4	2'19.681	39.836	34.470	34.746	30.629	234.4
5	2'18.674	39.223	34.152	34.727	30.572	228.3
6	2'17.971	39.047	33.937	34.487	30.500	226.8
7	2'20.743	38.886	36.981	34.386	30.490	227.8
8	2'17.336	38.626	33.761	34.708	30.241	229.8
9	2'18.859 P	38.628	33.683 *	34.408	32.140	230.3
10	6'24.470	38.683	36.356	34.615	30.260	223.9
11	2'16.895	38.606	33.842	34.163	30.284	226.3

12th	94	Guido PINI		LIQUI MOLY Dynavolt		ITA
		Runs=1	Total laps=13	Full laps=12	Valid laps=10	
1	3'02.658	45.755	37.802	39.448	32.595	213.9
2	2'23.684	40.986	35.595	35.657	31.446	226.8
3	2'21.353	40.110	34.531	35.441	31.271	227.3
4	2'20.262	39.736	34.429	35.118	30.979	228.3
5	2'19.761	39.436	34.226	34.948	31.151	226.8
6	2'21.777	39.640	36.010	35.278	30.849	222.5
7	2'20.320	38.995	33.948	34.908	32.469	228.3
8	2'18.356	39.083	33.867	34.732	30.674	229.8
9	2'20.646 *	38.999	34.364 *	36.467	30.816	217.9
10	2'17.268	38.780	33.512	34.492	30.484	229.8
11	2'17.069	38.574	33.590	34.487	30.418	226.3
12	3'00.743	1'19.317	35.121	35.250	31.055	223.4
13	2'19.075 *	39.162	33.972	34.881	31.060 *	225.8

13th	8	Eddie O'SHEA		GRYD - Mlav Racing		GBR
		Runs=2	Total laps=9	Full laps=6	Valid laps=5	
1	3'04.605	46.820	40.538	38.248	33.281	225.3
2	2'29.158	44.026	36.811	36.689	31.632	225.8
3	2'23.336	41.536	35.477	35.484	30.839	227.3
4	2'20.263 *	39.805	34.432 *	35.122	30.904	233.3
5	2'19.702	39.645	34.078	35.418	30.561	224.9
6	2'25.034 P	40.103	34.050	36.197	34.684	225.3
7	11'11.579 *	37.314	34.660 *	35.257	30.684	221.1
8	2'18.316	39.024	33.961	34.996	30.335	222.0
9	2'17.211	38.565	33.778	34.630	30.238	222.0

14th	10	Nicola CARRARO		Rivacold Snipers Team		ITA
		Runs=2	Total laps=9	Full laps=6	Valid laps=6	
1	3'03.600	58.056	43.157	40.297	32.982	219.7
2	2'30.772	44.187	36.809	37.874	31.902	224.4
3	2'24.455	42.082	35.208	35.804	31.361	232.8
4	2'22.685	41.115	34.643	35.518	31.409	226.8
5	2'20.129	40.012	34.387	34.966	30.764	231.8

Fastest Lap: Matteo BERTELLE ITA LEVELUP-MTA **2'15.695** 38.230 33.308 34.106 30.051

These data/results cannot be reproduced, stored and/or transmitted in whole or in part by any manner of electronic, mechanical, photocopying, recording, broadcasting or otherwise now known or herein after developed without the previous express consent by the copyright owner, except for reproduction in daily press and regular printed publications on sale to the public within 60 days of the event related to those data/results and always provided that copyright symbol appears together as follows below.

* DORNA, 2025

Official MotoGP Timing by  TISSOT

www.motogp.com

Austin, Saturday, March 29, 2025

Page 2 of 4



Free Practice Nr. 2

Moto3™

Lap	Lap Time	T1	T2	T3	T4	Speed	
6	2'26.567	P	40.275	36.210	35.949	34.133	224.4
7	10'44.298	*	37.461	34.855	37.587	31.532	* 229.3
8	2'18.574		38.995	34.097	35.011	30.471	225.8
9	2'17.300		38.593	33.656	34.654	30.397	227.3

15th		54	Riccardo ROSSI	Rivacold Snipers Team	ITA		
Runs=2	Total laps=9	Full laps=6	Valid laps=5				
1	3'07.809		57.393	41.260	36.587	32.076	225.3
2	2'25.016		41.602	35.894	35.795	31.725	228.8
3	2'21.137		40.071	34.821	35.067	31.178	229.3
4	2'19.876		39.893	34.634	34.654	30.695	230.8
5	2'18.371		39.140	34.104	34.682	30.445	226.3
6	2'26.924	P	38.964	33.865	35.095	39.000	230.3
7	10'48.388	*	37.498	34.380	* 34.882	30.680	* 226.8
8	2'17.344		38.622	33.764	34.431	30.527	226.8
9	2'18.481	*	38.464	33.787	34.632	31.598	* 226.3

16th		64	David MUÑOZ	LIQUI MOLY Dynavolt	SPA		
Runs=2	Total laps=11	Full laps=8	Valid laps=7				
1	3'02.257	*	41.921	36.909	36.910	32.003	* 230.8
2	2'22.548		41.157	34.950	35.156	31.285	227.8
3	2'21.692		40.762	34.957	34.832	31.141	229.3
4	2'19.924		39.953	34.328	34.705	30.938	227.3
5	2'18.879		39.659	34.024	34.456	30.740	227.3
6	2'38.323	P	42.430	* 35.904	35.420	44.569	225.3
7	6'56.893		36.600	33.911	34.514	30.975	228.3
8	2'18.514		39.080	34.278	34.357	30.799	227.8
9	2'17.983		39.353	33.797	34.219	30.614	228.8
10	2'19.438	*	39.693	* 34.513	34.325	30.907	* 227.8
11	2'17.389		39.181	33.545	34.051	30.612	228.8

17th		12	Jacob ROULSTONE	Red Bull KTM Tech3	AUS		
Runs=2	Total laps=11	Full laps=8	Valid laps=6				
1	3'03.748		43.417	37.717	37.594	32.931	231.3
2	2'26.838		42.390	36.466	36.317	31.665	228.8
3	2'23.086		41.082	34.842	35.799	31.363	224.9
4	2'21.089	*	39.984	34.727	* 35.403	30.975	226.8
5	2'20.116		39.639	34.175	35.450	30.852	225.8
6	2'18.179		39.115	34.046	34.513	30.505	232.8
7	2'18.238		39.158	33.832	34.731	30.517	226.3
8	2'23.855	P	39.490	33.991	* 36.218	34.156	228.8
9	6'12.778		39.326	35.362	38.538	31.189	223.4
10	2'18.016	*	38.976	33.842	* 34.599	30.599	225.8
11	2'17.597		38.755	33.860	34.497	30.485	229.8

18th		14	Cormac BUCHANAN	DENSSI Racing - BOE	NZE		
Runs=2	Total laps=8	Full laps=5	Valid laps=5				
1	4'23.132		41.514	36.401	35.821	31.257	223.9
2	2'21.241		40.356	34.605	35.339	30.941	223.0
3	6'06.916	P	4'15.595	40.837	36.432	34.052	219.7
4	8'51.216		38.083	34.794	35.757	30.837	222.5
5	2'24.451		39.098	38.687	36.146	30.520	210.5
6	2'18.676		38.929	34.353	34.793	30.601	227.3
7	2'18.344		38.811	34.213	34.862	30.458	225.3
8	2'17.605		38.653	33.793	34.808	30.351	223.9

Lap	Lap Time	T1	T2	T3	T4	Speed	
19th	6	Ryusei YAMANAKA	FRINSA - MT Helmets - JPN				
Runs=1	Total laps=12	Full laps=11	Valid laps=10				
1	4'24.041		44.277	38.321	37.819	32.908	225.3
2	2'24.567	*	41.203	35.595	* 35.895	31.874	227.8
3	2'24.065		41.123	35.301	35.824	31.817	226.8
4	2'22.311		40.593	35.179	35.264	31.275	228.3
5	2'21.250		40.160	34.663	35.341	31.086	228.8
6	2'20.143		39.588	34.374	35.219	30.962	228.8
7	2'20.046		39.530	34.244	35.119	31.153	228.8
8	2'18.913		39.017	34.153	34.767	30.976	228.8
9	2'22.072		38.950	33.958	38.397	30.767	228.8
10	2'17.839		38.885	33.817	34.498	30.639	231.3
11	2'17.615		38.697	33.706	34.517	30.695	229.3
12	2'19.409		39.014	34.584	34.970	30.841	229.3

20th		82	Stefano NEPA	SIC58 Squadra Corse	ITA		
Runs=2	Total laps=10	Full laps=7	Valid laps=7				
1	3'19.508		40.469	38.381	36.956	32.625	223.9
2	2'25.551		42.226	35.552	36.272	31.501	228.8
3	2'21.565		40.447	34.849	35.489	30.780	225.8
4	2'20.311		39.985	34.320	35.188	30.818	224.9
5	2'19.917		39.831	34.162	35.202	30.722	225.8
6	2'26.043	P	39.055	* 38.253	35.321	33.414	223.0
7	10'07.089		39.669	35.685	35.304	30.863	223.4
8	2'20.022		39.240	34.790	35.579	30.413	223.9
9	2'17.749		38.826	33.862	34.708	30.353	225.3
10	2'17.642		38.801	33.806	34.746	30.289	224.4

21st		21	Ruche MOODLEY	DENSSI Racing - BOE	RSA		
Runs=2	Total laps=9	Full laps=6	Valid laps=6				
1	4'20.326		44.455	39.564	37.539	33.350	223.9
2	2'27.207		43.122	36.365	36.006	31.714	225.8
3	2'25.249		42.728	35.130	35.733	31.658	227.3
4	2'23.109		40.737	35.041	35.534	31.797	228.8
5	2'20.421		39.965	34.354	35.271	30.831	227.8
6	2'20.271		40.046	34.267	35.265	30.693	227.3
7	2'23.942	P	39.873	34.358	35.007	34.704	225.8
8	9'24.836		37.706	34.570	38.508	31.686	223.9
9	2'18.017		39.051	33.902	34.577	30.487	227.3

22nd		11	Adrián CRUCES	CIP Green Power	SPA		
Runs=2	Total laps=10	Full laps=7	Valid laps=6				
1	2'54.981		49.523	39.409	37.130	32.793	223.0
2	2'27.134		43.696	36.040	35.801	31.597	223.4
3	2'25.233		41.818	35.729	35.268	32.418	229.3
4	2'21.033		40.279	34.298	35.265	31.191	227.3
5	2'19.196		39.376	34.200	34.832	30.788	227.8
6	2'19.117		39.393	34.196	34.693	30.835	223.9
7	2'25.801	P	40.682	* 34.016	35.074	36.029	227.8
8	8'38.310	*	36.627	34.596	* 35.760	30.982	* 228.3
9	2'18.151		38.994	33.951	34.605	30.601	225.3
10	2'17.278	*	37.532	* 34.369	* 34.563	30.814	* 226.3

Fastest Lap: Matteo BERTELLE ITA LEVELUP-MTA **2'15.695** 38.230 33.308 34.106 30.051

These data/results cannot be reproduced, stored and/or transmitted in whole or in part by any manner of electronic, mechanical, photocopying, recording, broadcasting or otherwise now known or herein after developed without the previous express consent by the copyright owner, except for reproduction in daily press and regular printed publications on sale to the public within 60 days of the event related to those data/results and always provided that copyright symbol appears together as follows below.

* DORNA, 2025

Official MotoGP Timing by  TISSOT

www.motogp.com

Austin, Saturday, March 29, 2025

Page 3 of 4

Free Practice Nr. 2

Moto3™

Lap	Lap Time	T1	T2	T3	T4	Speed	Lap	Lap Time	T1	T2	T3	T4	Speed
23rd	5	Tatchakorn BUASRI		Honda Team Asia		THA							
		Runs=2	Total laps=11	Full laps=8	Valid laps=7								
1	3'03.931	41.394	37.431	37.620	32.492	229.3							
2	2'27.700	42.806	35.576	37.412	31.906	223.0							
3	2'23.490	41.174	35.214	35.677	31.425	229.3							
4	2'23.322	40.456	34.628	36.534	31.704	229.3							
5	2'20.298 *	39.902	34.347	35.132	30.917 *	227.3							
6	2'33.504 P	43.892 *	37.307	37.251	35.054	217.9							
7	6'27.758	38.834	34.878	35.614	31.505	222.0							
8	2'20.233	39.766	34.441	35.076	30.950	222.5							
9	2'19.688	39.671	34.156	34.937	30.924	222.5							
10	2'19.183	39.366	34.098	34.829	30.890	223.0							
11	2'18.381	39.195	33.852	34.633	30.701	224.9							
24th	22	David ALMANSA		Leopard Racing		SPA							
		Runs=1	Total laps=6	Full laps=4	Valid laps=4								
1	3'12.702	40.545	37.337	36.468	32.329	229.8							
2	2'22.584	41.391	34.771	35.185	31.237	229.8							
3	2'21.289	40.726	34.557	35.037	30.969	231.8							
4	2'21.717	39.597	34.665	35.881	31.574	234.9							
5	2'18.488	39.354	33.827	34.678	30.629	230.8							
6	5'44.502 P	3'45.667	41.455	39.969	37.411	202.4							
25th	34	Jakob ROSENTHALER		GRYD - Mlav Racing		AUT							
		Runs=2	Total laps=11	Full laps=8	Valid laps=7								
1	2'59.076	56.375	40.313	38.294	34.289	219.2							
2	2'29.137	44.048	36.480	36.530	32.079	225.8							
3	2'25.626	41.637	35.399	36.568	32.022	221.5							
4	2'22.038	40.555	34.899	35.291	31.293	223.9							
5	2'20.790	39.730	34.653	35.568	30.839	223.0							
6	2'22.568	40.373	34.532	36.215	31.448	228.8							
7	2'24.042	40.063	36.683	35.848	31.448	222.0							
8	2'32.174 P	40.202	36.538	36.823	38.611	220.2							
9	6'20.685	39.446	34.660	35.534	31.069	219.7							
10	2'20.306	39.434	34.326	35.453	31.093	220.2							
11	2'20.979 *	39.615	34.593	35.713	31.058 *	219.7							
26th	72	Taiyo FURUSATO		Honda Team Asia		JPN							
		Runs=1	Total laps=3	Full laps=1	Valid laps=1								
1	3'01.837	40.272	37.902	37.243	31.958	227.8							
2	2'24.867	41.810	35.868	35.899	31.290	229.8							
3	2'31.999 P	40.089	34.696	35.375	41.839	227.8							

Fastest Lap: Matteo BERTELLE ITA LEVELUP-MTA **2'15.695** 38.230 33.308 34.106 30.051

These data/results cannot be reproduced, stored and/or transmitted in whole or in part by any manner of electronic, mechanical, photocopying, recording, broadcasting or otherwise now known or herein after developed without the previous express consent by the copyright owner, except for reproduction in daily press and regular printed publications on sale to the public within 60 days of the event related to those data/results and always provided that copyright symbol appears together as follows below.

© DORNA, 2025

Official MotoGP Timing by  TISSOT

www.motogp.com

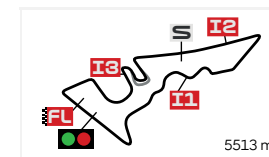
Austin, Saturday, March 29, 2025

Page 4 of 4

BEST PARTIAL TIMES

RED BULL GRAND PRIX OF THE AMERICAS

FREE PRACTICE NR. 2


 5513 m.
Circuit Of The Americas

IT Ideal Lap Time, sum of the best partial times

BT Best Lap Time

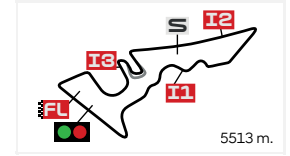
Pos	T1		T2		T3		T4		Pos	Rider	IT	BT	
	Rider	Time	Rider	Time	Rider	Time	Rider	Time					
1	M.BERTELLE	38.230	M.BERTELLE	33.308	A.PIQUERAS	34.041	M.BERTELLE	30.051	1	M.BERTELLE	2'15.634	2'15.695	(1)
2	A.PIQUERAS	38.272	J.KELSO	33.373	M.BERTELLE	34.045	S.OGDEN	30.075	2	A.PIQUERAS	2'15.976	2'15.976	(2)
3	A.CARPE	38.324	A.CARPE	33.377	D.MUÑOZ	34.051	V.PERRONE	30.106	3	J.KELSO	2'16.218	2'16.218	(3)
4	S.OGDEN	38.377	A.FERNANDEZ	33.391	A.FERNANDEZ	34.125	J.RUEDA	30.107	4	A.FERNANDEZ	2'16.293	2'16.293	(4)
5	J.KELSO	38.408	S.OGDEN	33.393	D.FOGGIA	34.163	L.LUNETTA	30.192	5	A.CARPE	2'16.302	2'16.504	(7)
6	R.ROSSI	38.464	M.QUILES	33.424	J.KELSO	34.197	A.PIQUERAS	30.212	6	S.OGDEN	2'16.374	2'16.374	(5)
7	V.PERRONE	38.466	A.PIQUERAS	33.451	J.RUEDA	34.224	E.O'SHEA	30.238	7	V.PERRONE	2'16.391	2'16.666	(9)
8	L.LUNETTA	38.519	G.PINI	33.512	A.CARPE	34.238	A.FERNANDEZ	30.238	8	J.RUEDA	2'16.411	2'16.411	(6)
9	J.RUEDA	38.531	V.PERRONE	33.541	V.PERRONE	34.278	J.KELSO	30.240	9	M.QUILES	2'16.549	2'16.602	(8)
10	A.FERNANDEZ	38.539	D.MUÑOZ	33.545	M.QUILES	34.298	D.FOGGIA	30.241	10	L.LUNETTA	2'16.638	2'16.839	(10)
11	M.QUILES	38.552	J.RUEDA	33.549	L.LUNETTA	34.367	M.QUILES	30.275	11	D.FOGGIA	2'16.771	2'16.895	(11)
12	E.O'SHEA	38.565	L.LUNETTA	33.560	R.ROSSI	34.431	S.NEPA	30.289	12	G.PINI	2'16.991	2'17.069	(12)
13	G.PINI	38.574	N.CARRARO	33.656	G.PINI	34.487	C.BUCHANAN	30.351	13	R.ROSSI	2'17.104	2'17.344	(15)
14	N.CARRARO	38.593	R.YAMANAKA	33.706	J.ROULSTONE	34.497	A.CARPE	30.363	14	E.O'SHEA	2'17.211	2'17.211	(13)
15	D.FOGGIA	38.606	D.FOGGIA	33.761	R.YAMANAKA	34.498	N.CARRARO	30.397	15	D.MUÑOZ	2'17.288	2'17.389	(16)
16	C.BUCHANAN	38.653	R.ROSSI	33.764	S.OGDEN	34.529	G.PINI	30.418	16	N.CARRARO	2'17.300	2'17.300	(14)
17	R.YAMANAKA	38.697	E.O'SHEA	33.778	A.CRUCES	34.563	R.ROSSI	30.445	17	R.YAMANAKA	2'17.540	2'17.615	(19)
18	J.ROULSTONE	38.755	C.BUCHANAN	33.793	R.MOODLEY	34.577	J.ROULSTONE	30.485	18	J.ROULSTONE	2'17.569	2'17.597	(17)
19	S.NEPA	38.801	S.NEPA	33.806	E.O'SHEA	34.630	R.MOODLEY	30.487	19	C.BUCHANAN	2'17.590	2'17.605	(18)
20	A.CRUCES	38.994	D.ALMANSA	33.827	T.BUASRI	34.633	A.CRUCES	30.601	20	S.NEPA	2'17.604	2'17.642	(20)
21	R.MOODLEY	39.051	J.ROULSTONE	33.832	N.CARRARO	34.654	D.MUÑOZ	30.612	21	R.MOODLEY	2'18.017	2'18.017	(21)
22	D.MUÑOZ	39.080	T.BUASRI	33.852	D.ALMANSA	34.678	D.ALMANSA	30.629	22	A.CRUCES	2'18.109	2'18.151	(22)
23	T.BUASRI	39.195	R.MOODLEY	33.902	S.NEPA	34.708	R.YAMANAKA	30.639	23	T.BUASRI	2'18.381	2'18.381	(23)
24	D.ALMANSA	39.354	A.CRUCES	33.951	C.BUCHANAN	34.793	T.BUASRI	30.701	24	D.ALMANSA	2'18.488	2'18.488	(24)
25	J.ROSENTHALER	39.434	J.ROSENTHALER	34.326	J.ROSENTHALER	35.291	J.ROSENTHALER	30.839	25	J.ROSENTHALER	2'19.890	2'20.306	(25)

These data/results cannot be reproduced, stored and/or transmitted in whole or in part by any manner of electronic, mechanical, photocopying, recording, broadcasting or otherwise now known or herein after developed without the previous express consent by the copyright owner, except for reproduction in daily press and regular printed publications on sale to the public within 60 days of the event related to those data/results and always provided that copyright symbol appears together as follows below.

© DORNA, 2025

BEST PARTIAL TIMES

RED BULL GRAND PRIX OF THE AMERICAS
FREE PRACTICE NR. 2



Circuit Of The Americas

IT Ideal Lap Time, sum of the best partial times

BT Best Lap Time

Pos	T1		T2		T3		T4		Pos	Rider	IT	BT	
	Rider	Time	Rider	Time	Rider	Time	Rider	Time					
26	T.FURUSATO	40.089	T.FURUSATO	34.696	T.FURUSATO	35.375	T.FURUSATO	31.290	26	T.FURUSATO	2'21.450	2'24.867	(26)

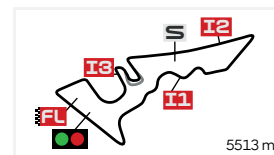
These data/results cannot be reproduced, stored and/or transmitted in whole or in part by any manner of electronic, mechanical, photocopying, recording, broadcasting or otherwise now known or herein after developed without the previous express consent by the copyright owner, except for reproduction in daily press and regular printed publications on sale to the public within 60 days of the event related to those data/results and always provided that copyright symbol appears together as follows below.

© DORNA, 2025

FASTEST LAPS SEQUENCE

RED BULL GRAND PRIX OF THE AMERICAS

FREE PRACTICE NR. 2




Circuit Of The Americas

<i>Practice Time</i>	<i>#</i>	<i>Rider</i>	<i>Nation</i>	<i>Motorcycle</i>	<i>Time</i>	<i>Km/h</i>	<i>Rider's Lap</i>
5'22.115	11	Adrián CRUCES	SPA	KTM	2'27.134	134.8	2
5'22.315	19	Scott OGDEN	GBR	KTM	2'25.739	136.1	2
5'24.805	64	David MUÑOZ	SPA	KTM	2'22.548	139.2	2
5'37.093	58	Luca LUNETTA	ITA	HONDA	2'22.214	139.5	2
5'39.863	31	Adrian FERNANDEZ	SPA	HONDA	2'21.562	140.1	2
5'41.406	36	Angel PIQUERAS	SPA	KTM	2'21.310	140.4	2
5'43.023	18	Matteo BERTELLE	ITA	KTM	2'20.694	141.0	2
7'56.386	83	Alvaro CARPE	SPA	KTM	2'20.189	141.5	3
7'59.239	31	Adrian FERNANDEZ	SPA	HONDA	2'19.376	142.3	3
10'12.635	66	Joel KELSO	AUS	KTM	2'19.147	142.6	4
10'15.369	83	Alvaro CARPE	SPA	KTM	2'18.983	142.8	4
10'21.855	18	Matteo BERTELLE	ITA	KTM	2'18.531	143.2	4
10'23.174	36	Angel PIQUERAS	SPA	KTM	2'18.107	143.7	4
12'30.628	66	Joel KELSO	AUS	KTM	2'17.993	143.8	5
12'39.220	18	Matteo BERTELLE	ITA	KTM	2'17.365	144.4	5
12'40.400	36	Angel PIQUERAS	SPA	KTM	2'17.226	144.6	5
17'11.732	31	Adrian FERNANDEZ	SPA	HONDA	2'17.218	144.6	7
19'36.148	18	Matteo BERTELLE	ITA	KTM	2'16.421	145.4	8
29'55.966	31	Adrian FERNANDEZ	SPA	HONDA	2'16.293	145.6	11
30'19.414	66	Joel KELSO	AUS	KTM	2'16.218	145.6	11
31'06.569	36	Angel PIQUERAS	SPA	KTM	2'15.976	145.9	10
31'06.682	18	Matteo BERTELLE	ITA	KTM	2'15.695	146.2	13

These data/results cannot be reproduced, stored and/or transmitted in whole or in part by any manner of electronic, mechanical, photocopying, recording, broadcasting or otherwise now known or herein after developed without the previous express consent by the copyright owner, except for reproduction in daily press and regular printed publications on sale to the public within 60 days of the event related to those data/results and always provided that copyright symbol appears together as follows below.

© DORNA, 2025

Official MotoGP Timing by  TISSOT
www.motogp.com

Austin, Saturday, March 29, 2025