

Circuit Of The Americas

CLASSIFICATION

RED BULL GRAND PRIX OF THE AMERICAS

QUALIFYING NR. 2

#	Rider	Nation	Team	Motorcycle	Time	Lap Total	Gap	T. Speed
1	64 David MUÑOZ	SPA	LIQUI MOLY Dynavolt Intact GP	KTM	2'14.422	6 6		230.8
2	28 Maximo QUILES	SPA	CFMOTO Valresa Aspar Team	KTM	2'14.532	5 5	0.110 0.110	228.3
3	66 Joel KELSO	AUS	LEVELUP-MTA	KTM	2'14.546	6 6	0.124 0.014	235.4
4	99 Jose Antonio RUEDA	SPA	Red Bull KTM Ajo	KTM	2'14.588	2 6	0.166 0.042	228.8
5	71 Dennis FOGGIA	ITA	CFMOTO Valresa Aspar Team	KTM	2'14.738	5 5	0.316 0.150	228.8
6	58 Luca LUNETTA	ITA	SIC58 Squadra Corse	HONDA	2'14.836	6 6	0.414 0.098	229.8
7	83 Alvaro CARPE	SPA	Red Bull KTM Ajo	KTM	2'14.838	6 6	0.416 0.002	227.3
8	82 Stefano NEPA	ITA	SIC58 Squadra Corse	HONDA	2'14.861	5 5	0.439 0.023	230.3
9	31 Adrian FERNANDEZ	SPA	Leopard Racing	HONDA	2'14.979	5 6	0.557 0.118	228.8
10	18 Matteo BERTELLE	ITA	LEVELUP-MTA	KTM	2'15.245	4 5	0.823 0.266	229.8
11	36 Angel PIQUERAS	SPA	FRINSA - MT Helmets - MSI	KTM	2'15.293	3 6	0.871 0.048	228.8
12	94 Guido PINI	ITA	LIQUI MOLY Dynavolt Intact GP	KTM	2'15.301	6 6	0.879 0.008	229.8
13	19 Scott OGDEN	GBR	CIP Green Power	KTM	2'15.607	2 2	1.185 0.306	231.3
14	54 Riccardo ROSSI	ITA	Rivacold Snipers Team	HONDA	2'15.799	2 5	1.377 0.192	231.8
15	14 Cormac BUCHANAN	NZE	DENSSI Racing - BOE	KTM	2'16.100	5 7	1.678 0.301	225.3
16	11 Adrián CRUCES	SPA	CIP Green Power	KTM	2'16.536	2 5	2.114 0.436	229.8
17	72 Taiyo FURUSATO	JPN	Honda Team Asia	HONDA	2'17.744	4 4	3.322 1.208	228.8

Not classified

* 22 **David ALMANSA** SPA Leopard Racing HONDA

Practice condition: Dry

Air: 28°
Humidity: 59%
Ground: 42°

Fastest Lap:	Lap: 6	David MUÑOZ	2'14.422	147.6 Km/h
Best Race Lap:	2024	Daniel HOLGADO	2'14.866	147.1 Km/h
All-Time Lap Record:	2024	David ALONSO	2'14.153	147.9 Km/h

The results are provisional until the end of the limit for protest and appeals.

Time limit for protest expires 60' after publication of the results - Time: **Beth MILLER** **13:46**

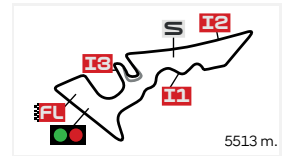
These data/results cannot be reproduced, stored and/or transmitted in whole or in part by any manner of electronic, mechanical, photocopying, recording, broadcasting or otherwise now known or herein after developed without the previous express consent of the copyright owner, except for reproduction in daily press and regular printed publications on sale to the public within 60 days of the event related to those data/results and always provided that copyright symbol appears together as follows below.

© DORNA, 2025

Official MotoGP Timing by **TISSOT**

www.motogp.com

Austin, Saturday, March 29, 2025



Circuit Of The Americas

TOP SPEED & AVERAGE

RED BULL GRAND PRIX OF THE AMERICAS

QUALIFYING NR. 2

#	Rider	Nation	Motorcycle	Top 5 speeds					Average	Top
66	Joel KELSO	AUS	KTM	235.4	228.3	227.8	227.3	225.3	228.2	235.4
54	Riccardo ROSSI	ITA	HONDA	231.8	230.8	223.4	221.1	214.3	224.3	231.8
19	Scott OGDEN	GBR	KTM	231.3	226.3				228.8	231.3
64	David MUÑOZ	SPA	KTM	230.8	229.3	229.3	224.9	208.4	224.5	230.8
82	Stefano NEPA	ITA	HONDA	230.3	228.8	227.3	227.3	223.9	227.5	230.3
11	Adrián CRUCES	SPA	KTM	229.8	228.3	227.3	226.8	220.6	226.6	229.8
18	Matteo BERTELLE	ITA	KTM	229.8	228.8	227.8	226.3	223.9	227.3	229.8
58	Luca LUNETTA	ITA	HONDA	229.8	229.3	227.3	227.3	225.8	227.9	229.8
94	Guido PINI	ITA	KTM	229.8	229.3	223.9	223.0	216.5	224.5	229.8
31	Adrian FERNANDEZ	SPA	HONDA	228.8	228.3	227.8	227.3	226.3	227.7	228.8
36	Angel PIQUERAS	SPA	KTM	228.8	227.3	226.3	224.9	224.9	226.4	228.8
71	Dennis FOGGIA	ITA	KTM	228.8	227.3	226.8	225.8	224.9	226.7	228.8
72	Taiyo FURUSATO	JPN	HONDA	228.8	222.5	221.1			224.1	228.8
99	Jose Antonio RUEDA	SPA	KTM	228.8	228.8	227.3	225.8	224.4	227.0	228.8
28	Maximo QUILES	SPA	KTM	228.3	228.3	226.8	226.8	224.9	227.0	228.3
83	Alvaro CARPE	SPA	KTM	227.3	226.8	226.3	225.8	225.3	226.3	227.3
14	Cormac BUCHANAN	NZE	KTM	225.3	224.9	223.0	223.0	222.5	223.4	225.3
22	David ALMANSA	SPA	HONDA	224.9	207.2	203.6			211.9	224.9

These data/results cannot be reproduced, stored and/or transmitted in whole or in part by any manner of electronic, mechanical, photocopying, recording, broadcasting or otherwise now known or herein after developed without the previous express consent by the copyright owner, except for reproduction in daily press and regular printed publications on sale to the public within 60 days of the event related to those data/results and always provided that copyright symbol appears together as follows below.

© DORNA, 2025

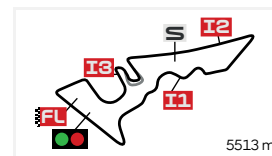
Official MotoGP Timing by www.motogp.com

Austin, Saturday, March 29, 2025

CHRONOLOGICAL ANALYSIS OF PERFORMANCES

RED BULL GRAND PRIX OF THE AMERICAS

QUALIFYING NR. 2



Circuit Of The Americas

* Lap / Sector time cancelled
P Crossing the finish line in pit lane

T1 Time from finish line to 1st intermediate
T2 Time from 1st intermed. to 2nd intermed.

T3 Time from 2nd intermed. to 3rd intermed.
T4 Time from 3rd intermediate to finish line

Lap	Lap Time	T1	T2	T3	T4	Speed	Lap	Lap Time	T1	T2	T3	T4	Speed		
1st	64	David MUÑOZ LIQUI MOLY Dynavolt SPA						6th	58	Luca LUNETTA SIC58 Squadra Corse ITA					
		Runs=2	Total laps=6	Full laps=3	Valid laps=1				Runs=2	Total laps=6	Full laps=3	Valid laps=3			
1	2'39.382	35.855	35.375	37.581	30.979	203.6	1	2'24.636	34.933	33.857	36.126	32.142	227.3		
2	2'17.190 *	38.143 *	33.250	34.370	31.427	230.8	2	2'15.318	37.903	32.953	34.332	30.130	229.8		
3	2'14.897 *	38.120	32.921 *	33.804	30.052	229.3	3	2'18.660 P	38.092	33.553	34.101	32.914	227.3		
4	2'19.566 P	37.211 *	34.165	35.082	33.108	224.9	4	3'52.166	34.885	34.845	36.001	30.642	212.2		
5	4'41.696	34.983	34.822	37.021	30.538	208.4	5	2'15.667	38.032	32.994	34.348	30.293	229.3		
6	2'14.422	37.716	32.686	34.004	30.016	229.3	6	2'14.836	37.890	32.984	34.055	29.907	225.8		
2nd	28	Maximo QUILES CFMOTO Valresa Aspar SPA						7th	83	Alvaro CARPE Red Bull KTM Ajo SPA					
		Runs=2	Total laps=5	Full laps=2	Valid laps=2				Runs=2	Total laps=6	Full laps=3	Valid laps=2			
1	2'28.494	36.143	33.507	34.363	30.260	228.3	1	2'21.902	34.359	33.923	34.587	30.470	227.3		
2	2'15.309	38.031	32.779	34.260	30.239	226.8	2	2'16.182 *	37.641 *	33.083	34.956	30.502 *	224.9		
3	2'19.178 P	38.046	33.043	34.178	33.911	226.8	3	2'19.509 P	37.371 *	33.707	34.673	33.758	226.3		
4	5'59.553 *	36.255	33.049	34.249	30.010 *	228.3	4	3'48.052	34.359	34.645	34.687	30.883	225.8		
5	2'14.532	37.734	32.841	34.088	29.869	224.9	5	2'14.926	37.994	32.973	34.123	29.836	226.8		
3rd	66	Joel KELSO LEVELUP-MTA AUS						8th	82	Stefano NEPA SIC58 Squadra Corse ITA					
		Runs=2	Total laps=6	Full laps=3	Valid laps=3				Runs=2	Total laps=5	Full laps=2	Valid laps=2			
1	2'24.357	37.407	33.409	34.318	30.276	228.3	1	2'25.056	36.059	33.682	34.359	30.210	230.3		
2	2'15.069	37.761	32.917	34.244	30.147	235.4	2	2'15.251	37.775	33.020	34.398	30.058	228.8		
3	2'18.624 P	38.394	33.198	34.106	32.926	227.8	3	2'23.078 P	38.066	33.906	35.303	35.803	227.3		
4	3'45.468	34.953	33.517	34.421	30.214	225.3	4	6'03.917	39.707	33.726	36.331	30.782	223.9		
5	2'15.802	37.977	32.972	34.680	30.173	227.3	5	2'14.861	37.874	33.041	34.173	29.773	227.3		
6	2'14.546	37.871	32.838	33.983	29.854	225.3									
4th	99	Jose Antonio RUEDA Red Bull KTM Ajo SPA						9th	31	Adrian FERNANDEZ Leopard Racing SPA					
		Runs=2	Total laps=6	Full laps=3	Valid laps=3				Runs=2	Total laps=6	Full laps=3	Valid laps=2			
1	2'22.699	34.215	33.636	34.521	31.271	228.8	1	2'37.895	35.125	35.074	36.265	30.180	206.8		
2	2'14.588	37.767	32.829	34.053	29.939	227.3	2	2'15.982 *	38.627 *	33.275	34.011	30.069	227.3		
3	2'18.567 P	37.726	33.508	34.196	33.137	223.4	3	2'19.456 P	38.240	33.142 *	34.122	33.952	227.8		
4	3'59.829	46.110	35.261	34.285	30.004	224.4	4	4'42.657 *	35.330	35.844	34.404	30.422 *	228.8		
5	2'15.231	37.852	33.100	34.123	30.156	228.8	5	2'14.979	37.988	32.892	34.140	29.959	228.3		
6	2'17.683	39.746	33.451	34.236	30.250	225.8	6	2'15.619	38.271	33.090	34.008	30.250	226.3		
5th	71	Dennis FOGGIA CFMOTO Valresa Aspar ITA						10th	18	Matteo BERTELLE LEVELUP-MTA ITA					
		Runs=2	Total laps=5	Full laps=2	Valid laps=1				Runs=2	Total laps=5	Full laps=2	Valid laps=1			
1	2'39.058	32.992	33.517	35.202	30.438	228.8	1	2'40.508	35.420	33.816	53.454	31.194	226.3		
2	2'15.870 *	38.262 *	33.212 *	34.179	30.217	224.9	2	2'34.376 P	38.201 *	47.054	35.200	33.921	223.9		
3	2'18.755 P	38.162	33.105 *	34.062	33.426	225.8	3	5'35.362	33.364	33.993	34.346	30.209	228.8		
4	5'53.250	34.724	33.414	34.181	30.064	226.8	4	2'15.245	38.183	33.103	34.116	29.843	229.8		
5	2'14.738	37.801	32.978	33.979	29.980	227.3	5	2'14.933 *	37.867	33.007	33.974	30.085 *	227.8		

Fastest Lap: David MUÑOZ SPA LIQUI MOLY Dynavolt Intact GP **2'14.422** 37.716 32.686 34.004 30.016

These data/results cannot be reproduced, stored and/or transmitted in whole or in part by any manner of electronic, mechanical, photocopying, recording, broadcasting or otherwise now known or herein after developed without the previous express consent by the copyright owner, except for reproduction in daily press and regular printed publications on sale to the public within 60 days of the event related to those data/results and always provided that copyright symbol appears together as follows below.

© DORNA, 2025

Official MotoGP Timing by TISSOT

www.motogp.com

Austin, Saturday, March 29, 2025

Qualifying Nr. 2

Moto3™

Lap	Lap Time	T1	T2	T3	T4	Speed
11th	36	Angel PIQUERAS		FRINSA - MT Helmets - SPA		
		Runs=2	Total laps=6	Full laps=3	Valid laps=2	
1	2'27.644	35.012	34.040	34.446	30.237	227.3
2	2'17.450 *	38.307	34.263 *	34.306	30.574	226.3
3	2'15.293	38.026	33.127	34.072	30.068	228.8
4	2'17.954 P	36.872 *	33.604	34.623	32.855	224.9
5	3'53.689 *	34.002	34.527 *	35.470	30.391	209.2
6	2'16.510	37.843	34.109	34.158	30.400	224.9

Lap	Lap Time	T1	T2	T3	T4	Speed
12th	94	Guido PINI		LIQUI MOLY Dynavolt ITA		
		Runs=2	Total laps=6	Full laps=3	Valid laps=1	
1	2'39.775	36.202	35.855	37.618	31.038	206.4
2	2'16.624 *	38.084 *	33.740 *	34.401	30.399	223.0
3	2'15.737 *	38.112	33.226 *	34.199	30.200	229.8
4	2'19.718 P	38.069 *	33.874	34.858	32.917	223.9
5	4'40.197	35.962	34.800	37.033	30.319	216.5
6	2'15.301	38.144	33.114	34.063	29.980	229.3

Lap	Lap Time	T1	T2	T3	T4	Speed
13th	19	Scott OGDEN		CIP Green Power GBR		
		Runs=1	Total laps=2	Full laps=1	Valid laps=1	
1	2'23.280	35.466	33.554	34.492	30.949	231.3
2	2'15.607	37.801	33.279	34.341	30.186	226.3
	unfinished	38.587				

Lap	Lap Time	T1	T2	T3	T4	Speed
14th	54	Riccardo ROSSI		Rivacold Snipers Team ITA		
		Runs=2	Total laps=5	Full laps=2	Valid laps=1	
1	2'23.533	35.538	33.673	35.133	30.721	230.8
2	2'15.799	38.202	33.167	34.211	30.219	231.8
3	3'15.941 P	1'25.492	38.084 *	37.083	35.282	214.3
4	6'02.080 *	34.235	34.083	34.909	30.563 *	223.4
5	2'17.422 *	38.571	33.534	34.735	30.582 *	221.1

Lap	Lap Time	T1	T2	T3	T4	Speed
15th	14	Cormac BUCHANAN		DENSSI Racing - BOE NZE		
		Runs=1	Total laps=7	Full laps=6	Valid laps=3	
1	2'40.879	35.525	34.086	37.107	30.940	224.9
2	2'17.006 *	38.366 *	33.456	34.798	30.386	222.5
3	2'16.407 *	38.230	33.372 *	34.620	30.185	225.3
4	2'16.493	38.262	33.472	34.588	30.171	223.0
5	2'16.100	38.017	33.177	34.620	30.286	222.5
6	2'17.300 *	38.141	33.901 *	34.878	30.380	223.0
7	2'16.389	38.119	33.332	34.714	30.224	222.5

Lap	Lap Time	T1	T2	T3	T4	Speed
16th	11	Adrián CRUCES		CIP Green Power SPA		
		Runs=2	Total laps=5	Full laps=2	Valid laps=1	
1	2'22.849	34.359	33.595	34.637	31.224	226.8
2	2'16.536	38.245	33.354	34.413	30.524	227.3
3	2'21.521 P	38.555	34.434	34.854	33.678	228.3
4	6'01.835	36.991	33.723	34.213	31.774	229.8
5	2'18.958 *	38.111 *	33.719	36.235	30.893	220.6

Lap	Lap Time	T1	T2	T3	T4	Speed
17th	72	Taiyo FURUSATO		Honda Team Asia JPN		
		Runs=2	Total laps=4	Full laps=1	Valid laps=1	
1	2'25.459	36.535	33.684	34.772	30.455	228.8
2	3'57.218 P				34.033	
3	7'31.716 *	36.709	33.909	35.168	30.692 *	222.5

Lap	Lap Time	T1	T2	T3	T4	Speed
4	2'17.744	38.786	33.734	34.828	30.396	221.1
18th	22	David ALMANSA		Leopard Racing SPA		
		Runs=2	Total laps=3	Full laps=0	Valid laps=0	
1	2'38.750	35.251	34.751	36.660	30.545	207.2
2	3'27.674 P	38.408 *	1'31.781	39.986	37.499	203.6
3	9'28.135	35.365	34.088	34.472	30.743	224.9

Fastest Lap: David MUÑOZ SPA LIQUI MOLY Dynavolt Intact GP **2'14.422** 37.716 32.686 34.004 30.016

These data/results cannot be reproduced, stored and/or transmitted in whole or in part by any manner of electronic, mechanical, photocopying, recording, broadcasting or otherwise now known or herein after developed without the previous express consent by the copyright owner, except for reproduction in daily press and regular printed publications on sale to the public within 60 days of the event related to those data/results and always provided that copyright symbol appears together as follows below.

© DORNA, 2025

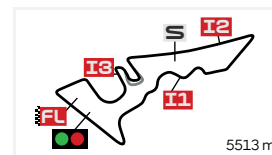
Official MotoGP Timing by TISSOT

www.motogp.com

Austin, Saturday, March 29, 2025

Page 2 of 2





Circuit Of The Americas

QUALIFYING RESULTS

RED BULL GRAND PRIX OF THE AMERICAS

#	Rider	Nation	Team	Motorcycle	Time	Lap Total	Gap	T. Speed
1	64 David MUÑOZ	SPA	LIQUI MOLY Dynavolt Intact GP	KTM Q2	2'14.422	6 6		230.8
2	28 Maximo QUILES	SPA	CFMOTO Valresa Aspar Team	KTM Q2	2'14.532	5 5	0.110 0.110	228.3
3	66 Joel KELSO	AUS	LEVELUP-MTA	KTM Q2	2'14.546	6 6	0.124 0.014	235.4
4	99 Jose Antonio RUEDA	SPA	Red Bull KTM Ajo	KTM Q2	2'14.588	2 6	0.166 0.042	228.8
5	71 Dennis FOGGIA	ITA	CFMOTO Valresa Aspar Team	KTM Q2	2'14.738	5 5	0.316 0.150	228.8
6	58 Luca LUNETTA	ITA	SIC58 Squadra Corse	HONDA Q2	2'14.836	6 6	0.414 0.098	229.8
7	83 Alvaro CARPE	SPA	Red Bull KTM Ajo	KTM Q2	2'14.838	6 6	0.416 0.002	227.3
8	82 Stefano NEPA	ITA	SIC58 Squadra Corse	HONDA Q2	2'14.861	5 5	0.439 0.023	230.3
9	31 Adrian FERNANDEZ	SPA	Leopard Racing	HONDA Q2	2'14.979	5 6	0.557 0.118	228.8
10	18 Matteo BERTELLE	ITA	LEVELUP-MTA	KTM Q2	2'15.245	4 5	0.823 0.266	229.8
11	36 Angel PIQUERAS	SPA	FRINSA - MT Helmets - MSI	KTM Q2	2'15.293	3 6	0.871 0.048	228.8
12	94 Guido PINI	ITA	LIQUI MOLY Dynavolt Intact GP	KTM Q2	2'15.301	6 6	0.879 0.008	229.8
13	19 Scott OGDEN	GBR	CIP Green Power	KTM Q2	2'15.607	2 2	1.185 0.306	231.3
14	54 Riccardo ROSSI	ITA	Rivacold Snipers Team	HONDA Q2	2'15.799	2 5	1.377 0.192	231.8
15	14 Cormac BUCHANAN	NZE	DENSSI Racing - BOE	KTM Q2	2'16.100	5 7	1.678 0.301	225.3
16	11 Adrián CRUCES	SPA	CIP Green Power	KTM Q2	2'16.536	2 5	2.114 0.436	229.8
17	72 Taiyo FURUSATO	JPN	Honda Team Asia	HONDA Q2	2'17.744	4 4	3.322 1.208	228.8
18	22 David ALMANSA	SPA	Leopard Racing	HONDA Q1	2'24.442			
19	6 Ryusei YAMANAKA	JPN	FRINSA - MT Helmets - MSI	KTM Q1	2'15.249	3 6 (*)	0.582 0.132	231.3
20	10 Nicola CARRARO	ITA	Rivacold Snipers Team	HONDA Q1	2'15.415	2 5 (*)	0.748 0.166	228.8
21	73 Valentin PERRONE	ARG	Red Bull KTM Tech3	KTM Q1	2'15.591	3 7 (*)	0.924 0.176	231.3
22	21 Ruche MOODLEY	RSA	DENSSI Racing - BOE	KTM Q1	2'15.670	3 7 (*)	1.003 0.079	228.3
23	12 Jacob ROULSTONE	AUS	Red Bull KTM Tech3	KTM Q1	2'15.748	2 6 (*)	1.081 0.078	230.8
24	5 Tatchakorn BUASRI	THA	Honda Team Asia	HONDA Q1	2'15.758	3 4 (*)	1.091 0.010	228.8
25	8 Eddie O'SHEA	GBR	GRYD - Mlav Racing	HONDA Q1	2'16.247	4 4 (*)	1.580 0.489	232.8
26	34 Jakob ROSENTHALER	AUT	GRYD - Mlav Racing	HONDA Q1	2'18.675	2 5 (*)	4.008 2.428	225.8

The results are provisional until the end of the limit for protest and appeals.

Time limit for protest expires 60' after publication of the results - Beth MILLER Time: **13:46**

These data/results cannot be reproduced, stored and/or transmitted in whole or in part by any manner of electronic, mechanical, photocopying, recording, broadcasting or otherwise now known or herein after developed without the previous express consent by the copyright owner, except for reproduction in daily press and regular printed publications on sale to the public within 60 days of the event related to those data/results and always provided that copyright symbol appears together as follows below.

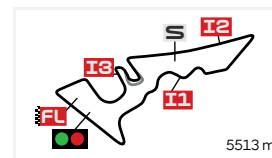
© DORNA, 2025

Official MotoGP Timing by

www.motogp.com

Austin, Saturday, March 29, 2025

QUALIFYING RESULTS
RED BULL GRAND PRIX OF THE AMERICAS



Circuit Of The Americas

# Rider	Nation Team	Motorcycle	Time	Lap Total	Gap	T. Speed
---------	-------------	------------	------	-----------	-----	----------

* Gap with the fastest rider in the Q1 session.

Pole Position:		David MUÑOZ	2'14.422	147.6 Km/h
Q1 Best Lap:	Lap 6	Joel KELSO	(*) 2'14.667	147.3 Km/h
Best Race Lap:	2024	Daniel HOLGADO	2'14.866	147.1 Km/h
All-Time Lap Record:	2024	David ALONSO	2'14.153	147.9 Km/h

The results are provisional until the end of the limit for protest and appeals.

Time limit for protest expires 60' after publication of the results - **Beth MILLER** Time: **13:46**

These data/results cannot be reproduced, stored and/or transmitted in whole or in part by any manner of electronic, mechanical, photocopying, recording, broadcasting or otherwise now known or herein after developed without the previous express consent by the copyright owner, except for reproduction in daily press and regular printed publications on sale to the public within 60 days of the event related to those data/results and always provided that copyright symbol appears together as follows below.

© DORNA, 2025

Official MotoGP Timing by  TISSOT

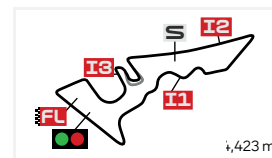
www.motogp.com

Austin, Saturday, March 29, 2025

OFFICIAL STARTING GRID

RED BULL GRAND PRIX OF THE AMERICAS

RACE : 14 LAPS = 77.182 KM



Circuit Of The Americas

1	3 2'14.546 66 Joel KELSO KTM	2 2'14.532 28 Maximo QUILES KTM	1 2'14.422 64 David MUÑOZ KTM
2	6 2'14.836 58 Luca LUNETTA Honda	5 2'14.738 71 Dennis FOGGIA KTM	4 2'14.588 99 Jose Antonio RUEDA KTM
3	9 2'14.979 31 Adrian FERNANDEZ Honda	8 2'14.861 82 Stefano NEPA Honda	7 2'14.838 83 Alvaro CARPE KTM
4	12 2'15.301 94 Guido PINI KTM	11 2'15.293 36 Angel PIQUERAS KTM	10 2'15.245 18 Matteo BERTELLE KTM
5	15 2'16.100 14 Cormac BUCHANAN KTM	14 2'15.799 54 Riccardo ROSSI Honda	13 2'15.607 19 Scott OGDEN KTM
6	18 2'24.442 22 David ALMANSA Honda	17 2'17.744 72 Taiyo FURUSATO Honda	16 2'16.536 11 Adrián CRUCES KTM
7	21 2'15.591 73 Valentin PERRONE KTM	20 2'15.415 10 Nicola CARRARO Honda	19 2'15.249 6 Ryusei YAMANAKA KTM

The results are provisional until the end of the limit for protest and appeal

Time limit for protest expires 60' after publication of the results - **Beth MILLER** Time: **13:47**

These data/results cannot be reproduced, stored and/or transmitted in whole or in part by any manner of electronic, mechanical, photocopying, recording, broadcasting or otherwise now known or herein after developed without the previous express consent by the copyright owner, except for reproduction in daily press and regular printed publications on sale to the public within 60 days of the event related to those data/results and always provided that copyright symbol appears together as follows below.

© DORNA, 2025

Official MotoGP Timing by TISSOT

www.motogp.com

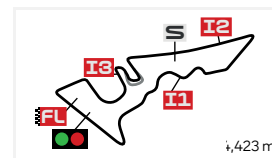
Austin, Saturday, March 29, 2025

Page 1 of 2

OFFICIAL STARTING GRID

RED BULL GRAND PRIX OF THE AMERICAS

RACE : 14 LAPS = 77.182 KM



Circuit Of The Americas

8

24
2'15.758
5 Tatchakorn BUASRI
Honda

23
2'15.748
12 Jacob ROULSTONE
KTM

22
2'15.670
21 Ruche MOODLEY
KTM

9

26
2'18.675
34 Jakob ROSENTHALER
Honda

25
2'16.247
8 Eddie O'SHEA
Honda

The results are provisional until the end of the limit for protest and appeal:

Time limit for protest expires 60' after publication of the results - **Beth MILLER** Time: **13:47**

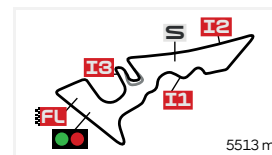
These data/results cannot be reproduced, stored and/or transmitted in whole or in part by any manner of electronic, mechanical, photocopying, recording, broadcasting or otherwise now known or herein after developed without the previous express consent by the copyright owner, except for reproduction in daily press and regular printed publications on sale to the public within 60 days of the event related to those data/results and always provided that copyright symbol appears together as follows below.

© DORNA, 2025

Official MotoGP Timing by **TISSOT**

www.motogp.com

Austin, Saturday, March 29, 2025



Circuit Of The Americas

EVENT BEST MAXIMUM SPEED

RED BULL GRAND PRIX OF THE AMERICAS

QUALIFYING NR. 2

#	Rider	Nation	Team	Motorcycle	Km/h	
66	Joel KELSO	AUS	LEVELUP-MTA	KTM	235.4	Qualifying Nr. 2
22	David ALMANSA	SPA	Leopard Racing	HONDA	234.9	Free Practice Nr. 2
71	Dennis FOGGIA	ITA	CFMOTO Valresa Aspar Team	KTM	234.4	Free Practice Nr. 2
83	Alvaro CARPE	SPA	Red Bull KTM Ajo	KTM	234.4	Free Practice Nr. 2
18	Matteo BERTELLE	ITA	LEVELUP-MTA	KTM	233.3	Free Practice Nr. 2
8	Eddie O'SHEA	GBR	GRYD - Mlav Racing	HONDA	233.3	Free Practice Nr. 2
73	Valentin PERRONE	ARG	Red Bull KTM Tech3	KTM	233.3	Free Practice Nr. 2
31	Adrian FERNANDEZ	SPA	Leopard Racing	HONDA	233.3	Free Practice Nr. 2
28	Maximo QUILES	SPA	CFMOTO Valresa Aspar Team	KTM	233.3	Free Practice Nr. 2
12	Jacob ROULSTONE	AUS	Red Bull KTM Tech3	KTM	232.8	Free Practice Nr. 2
10	Nicola CARRARO	ITA	Rivacold Snipers Team	HONDA	232.8	Free Practice Nr. 2
54	Riccardo ROSSI	ITA	Rivacold Snipers Team	HONDA	231.8	Qualifying Nr. 2
6	Ryusei YAMANAKA	JPN	FRINSA - MT Helmets - MSI	KTM	231.3	Qualifying Nr. 1
58	Luca LUNETTA	ITA	SIC58 Squadra Corse	HONDA	231.3	Free Practice Nr. 2
19	Scott OGDEN	GBR	CIP Green Power	KTM	231.3	Qualifying Nr. 2
72	Taiyo FURUSATO	JPN	Honda Team Asia	HONDA	230.8	Free Practice Nr. 1
64	David MUÑOZ	SPA	LIQUI MOLY Dynavolt Intact GP	KTM	230.8	Qualifying Nr. 2
36	Angel PIQUERAS	SPA	FRINSA - MT Helmets - MSI	KTM	230.3	Free Practice Nr. 2
82	Stefano NEPA	ITA	SIC58 Squadra Corse	HONDA	230.3	Qualifying Nr. 2
94	Guido PINI	ITA	LIQUI MOLY Dynavolt Intact GP	KTM	230.3	Qualifying Nr. 1
11	Adrián CRUCES	SPA	CIP Green Power	KTM	229.8	Qualifying Nr. 2
5	Tatchakorn BUASRI	THA	Honda Team Asia	HONDA	229.3	Free Practice Nr. 2
34	Jakob ROSENTHALER	AUT	GRYD - Mlav Racing	HONDA	228.8	Free Practice Nr. 2
21	Ruche MOODLEY	RSA	DENSSI Racing - BOE	KTM	228.8	Free Practice Nr. 2
99	Jose Antonio RUEDA	SPA	Red Bull KTM Ajo	KTM	228.8	Qualifying Nr. 2
14	Cormac BUCHANAN	NZE	DENSSI Racing - BOE	KTM	227.3	Free Practice Nr. 2

These data/results cannot be reproduced, stored and/or transmitted in whole or in part by any manner of electronic, mechanical, photocopying, recording, broadcasting or otherwise now known or herein after developed without the previous express consent by the copyright owner, except for reproduction in daily press and regular printed publications on sale to the public within 60 days of the event related to those data/results and always provided that copyright symbol appears together as follows below.

© DORNA, 2025

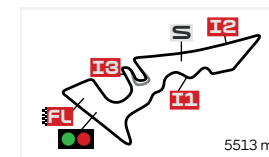
Official MotoGP Timing by

www.motogp.com

Austin, Saturday, March 29, 2025

BEST PARTIAL TIMES

RED BULL GRAND PRIX OF THE AMERICAS QUALIFYING NR. 2



Circuit Of The Americas

IT Ideal Lap Time, sum of the best partial times

BT Best Lap Time

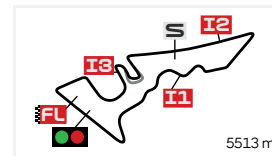
Pos	T1		T2		T3		T4		Pos	Rider	IT	BT	
	Rider	Time	Rider	Time	Rider	Time	Rider	Time					
1	D.MUÑOZ	37.716	D.MUÑOZ	32.686	D.MUÑOZ	33.804	S.NEPA	29.773	1	D.MUÑOZ	2'14.222	2'14.422	(1)
2	J.RUEDA	37.726	M.QUILES	32.779	M.BERTELLE	33.974	A.CARPE	29.836	2	J.KELSO	2'14.436	2'14.546	(3)
3	M.QUILES	37.734	J.RUEDA	32.829	D.FOGGIA	33.979	M.BERTELLE	29.843	3	M.QUILES	2'14.470	2'14.532	(2)
4	J.KELSO	37.761	J.KELSO	32.838	J.KELSO	33.983	J.KELSO	29.854	4	J.RUEDA	2'14.547	2'14.588	(4)
5	S.NEPA	37.775	A.FERNANDEZ	32.892	A.FERNANDEZ	34.008	M.QUILES	29.869	5	M.BERTELLE	2'14.691	2'15.245	(10)
6	S.OGDEN	37.801	A.CARPE	32.901	J.RUEDA	34.053	L.LUNETTA	29.907	6	D.FOGGIA	2'14.738	2'14.738	(5)
7	D.FOGGIA	37.801	L.LUNETTA	32.953	L.LUNETTA	34.055	J.RUEDA	29.939	7	S.NEPA	2'14.741	2'14.861	(8)
8	A.PIQUERAS	37.843	D.FOGGIA	32.978	G.PINI	34.063	A.FERNANDEZ	29.959	8	A.CARPE	2'14.799	2'14.838	(7)
9	M.BERTELLE	37.867	M.BERTELLE	33.007	A.PIQUERAS	34.072	D.FOGGIA	29.980	9	L.LUNETTA	2'14.805	2'14.836	(6)
10	L.LUNETTA	37.890	S.NEPA	33.020	M.QUILES	34.088	G.PINI	29.980	10	A.FERNANDEZ	2'14.847	2'14.979	(9)
11	A.CARPE	37.939	G.PINI	33.114	A.CARPE	34.123	D.MUÑOZ	30.016	11	A.PIQUERAS	2'15.110	2'15.293	(11)
12	A.FERNANDEZ	37.988	A.PIQUERAS	33.127	S.NEPA	34.173	A.PIQUERAS	30.068	12	G.PINI	2'15.269	2'15.301	(12)
13	C.BUCHANAN	38.017	R.ROSSI	33.167	R.ROSSI	34.211	C.BUCHANAN	30.171	13	S.OGDEN	2'15.607	2'15.607	(13)
14	G.PINI	38.112	C.BUCHANAN	33.177	A.CRUCES	34.213	S.OGDEN	30.186	14	R.ROSSI	2'15.799	2'15.799	(14)
15	R.ROSSI	38.202	S.OGDEN	33.279	S.OGDEN	34.341	R.ROSSI	30.219	15	C.BUCHANAN	2'15.953	2'16.100	(15)
16	A.CRUCES	38.245	A.CRUCES	33.354	D.ALMANSA	34.472	T.FURUSATO	30.396	16	A.CRUCES	2'16.336	2'16.536	(16)
17	T.FURUSATO	38.786	T.FURUSATO	33.684	C.BUCHANAN	34.588	A.CRUCES	30.524	17	T.FURUSATO	2'17.638	2'17.744	(17)
18	D.ALMANSA		D.ALMANSA	34.088	T.FURUSATO	34.772	D.ALMANSA	30.545	-1	D.ALMANSA			(-1)

These data/results cannot be reproduced, stored and/or transmitted in whole or in part by any manner of electronic, mechanical, photocopying, recording, broadcasting or otherwise now known or herein after developed without the previous express consent by the copyright owner, except for reproduction in daily press and regular printed publications on sale to the public within 60 days of the event related to those data/results and always provided that copyright symbol appears together as follows below.

© DORNA, 2025

FASTEST LAPS SEQUENCE

**RED BULL GRAND PRIX OF THE AMERICAS
QUALIFYING NR. 2**




Circuit Of The Americas

<i>Practice Time</i>	<i>#</i>	<i>Rider</i>	<i>Nation</i>	<i>Motorcycle</i>	<i>Time</i>	<i>Km/h</i>	<i>Rider's Lap</i>
4'37.287	99	Jose Antonio RUEDA	SPA	KTM	2'14.588	147.4	2
15'13.866	66	Joel KELSO	AUS	KTM	2'14.546	147.5	6
15'17.066	28	Maximo QUILES	SPA	KTM	2'14.532	147.5	5
16'27.153	64	David MUÑOZ	SPA	KTM	2'14.422	147.6	6

These data/results cannot be reproduced, stored and/or transmitted in whole or in part by any manner of electronic, mechanical, photocopying, recording, broadcasting or otherwise now known or herein after developed without the previous express consent by the copyright owner, except for reproduction in daily press and regular printed publications on sale to the public within 60 days of the event related to those data/results and always provided that copyright symbol appears together as follows below.

© DORNA, 2025

Official MotoGP Timing by  TISSOT
www.motogp.com

Austin, Saturday, March 29, 2025