



Circuit Of The Americas

# CLASSIFICATION

## RED BULL GRAND PRIX OF THE AMERICAS

### FREE PRACTICE NR. 1

#	Rider	Nation	Team	Motorcycle	Time	Lap Total	Gap	T. Speed
1	21 <b>Franco MORBIDELLI</b>	ITA	Pertamina Enduro VR46 Racing Team	DUCATI	<b>2'12.531</b>	15 16		<b>323.5</b>
2	43 <b>Jack MILLER</b>	AUS	Prima Pramac Yamaha MotoGP	YAMAHA	<b>2'12.614</b>	15 15	0.083 0.083	<b>323.5</b>
3	93 <b>Marc MARQUEZ</b>	SPA	Ducati Lenovo Team	DUCATI	<b>2'12.780</b>	12 12	0.249 0.166	<b>326.5</b>
4	5 <b>Johann ZARCO</b>	FRA	CASTROL Honda LCR	HONDA	<b>2'12.838</b>	13 14	0.307 0.058	<b>323.5</b>
5	37 <b>Pedro ACOSTA</b>	SPA	Red Bull KTM Factory Racing	KTM	<b>2'13.275</b>	14 16	0.744 0.437	<b>326.5</b>
6	63 <b>Francesco BAGNAIA</b>	ITA	Ducati Lenovo Team	DUCATI	<b>2'13.290</b>	16 16	0.759 0.015	<b>329.6</b>
7	73 <b>Alex MARQUEZ</b>	SPA	BK8 Gresini Racing MotoGP	DUCATI	<b>2'13.314</b>	13 13	0.783 0.024	<b>324.5</b>
8	12 <b>Maverick VIÑALES</b>	SPA	Red Bull KTM Tech3	KTM	<b>2'13.483</b>	16 16	0.952 0.169	<b>327.5</b>
9	33 <b>Brad BINDER</b>	RSA	Red Bull KTM Factory Racing	KTM	<b>2'13.638</b>	14 15	1.107 0.155	<b>329.6</b>
10	7 <b>Augusto FERNANDEZ</b>	SPA	Prima Pramac Yamaha MotoGP	YAMAHA	<b>2'14.148</b>	15 15	1.617 0.510	<b>321.5</b>
11	36 <b>Joan MIR</b>	SPA	Honda HRC Castrol	HONDA	<b>2'14.257</b>	15 16	1.726 0.109	<b>319.6</b>
12	10 <b>Luca MARINI</b>	ITA	Honda HRC Castrol	HONDA	<b>2'14.277</b>	16 17	1.746 0.020	<b>320.6</b>
13	54 <b>Fermin ALDEGUER</b>	SPA	BK8 Gresini Racing MotoGP	DUCATI	<b>2'14.528</b>	15 15	1.997 0.251	<b>319.6</b>
14	20 <b>Fabio QUARTARARO</b>	FRA	Monster Energy Yamaha MotoGP Team	YAMAHA	<b>2'14.531</b>	14 15	2.000 0.003	<b>325.5</b>
15	23 <b>Enea BASTIANINI</b>	ITA	Red Bull KTM Tech3	KTM	<b>2'14.739</b>	14 14	2.208 0.208	<b>325.5</b>
16	49 <b>Fabio DI GIANNANTONIO</b>	ITA	Pertamina Enduro VR46 Racing Team	DUCATI	<b>2'14.922</b>	14 14	2.391 0.183	<b>325.5</b>
17	25 <b>Raul FERNANDEZ</b>	SPA	Trackhouse MotoGP Team	APRILIA	<b>2'15.445</b>	9 13	2.914 0.523	<b>322.5</b>
18	42 <b>Alex RINS</b>	SPA	Monster Energy Yamaha MotoGP Team	YAMAHA	<b>2'15.480</b>	14 14	2.949 0.035	<b>320.6</b>
19	72 <b>Marco BEZZECCHI</b>	ITA	Aprilia Racing	APRILIA	<b>2'15.682</b>	9 9	3.151 0.202	<b>325.5</b>
20	35 <b>Somkiat CHANTRA</b>	THA	IDEMITSU Honda LCR	HONDA	<b>2'15.959</b>	14 15	3.428 0.277	<b>324.5</b>
21	32 <b>Lorenzo SAVADORI</b>	ITA	Aprilia Racing	APRILIA	<b>2'19.703</b>	14 15	7.172 3.744	<b>319.6</b>
22	79 <b>Ai OGURA</b>	JPN	Trackhouse MotoGP Team	APRILIA	<b>2'21.433</b>	9 11	8.902 1.730	<b>325.5</b>

Practice condition: **Wet**

Air: 17°

Humidity: 94%

Ground: 20°

<b>Fastest Lap:</b>	Lap: 15	<b>Franco MORBIDELLI</b>	<b>2'12.531</b>	149.7 Km/h
<b>Best Race Lap:</b>	2024	<b>Maverick VIÑALES</b>	<b>2'02.575</b>	161.9 Km/h
<b>All-Time Lap Record:</b>	2024	<b>Maverick VIÑALES</b>	<b>2'00.864</b>	164.2 Km/h

The results are provisional until the end of the limit for protest and appeals.

Time limit for protest expires 60' after publication of the results - ..... Time: **Beth MILLER** **11:48**

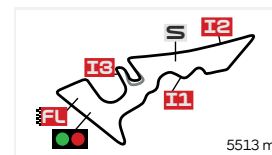
These data/results cannot be reproduced, stored and/or transmitted in whole or in part by any manner of electronic, mechanical, photocopying, recording, broadcasting or otherwise now known or herein after developed without the previous express consent by the copyright owner, except for reproduction in daily press and regular printed publications on sale to the public within 60 days of the event related to those data/results and always provided that copyright symbol appears together as follows below.

© DORNA, 2025

Official MotoGP Timing by

www.motogp.com

Austin, Friday, March 28, 2025



Circuit Of The Americas

# TOP SPEED & AVERAGE

## RED BULL GRAND PRIX OF THE AMERICAS

### FREE PRACTICE NR. 1

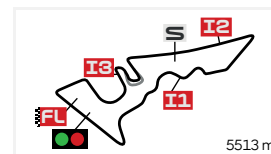
#	Rider	Nation	Motorcycle	Top 5 speeds					Average	Top
33	<b>Brad BINDER</b>	RSA	KTM	329.6	329.6	329.6	329.6	328.5	329.1	<b>329.6</b>
63	<b>Francesco BAGNAIA</b>	ITA	DUCATI	329.6	329.6	329.6	328.5	327.5	328.3	<b>329.6</b>
12	<b>Maverick VIÑALES</b>	SPA	KTM	327.5	327.5	326.5	326.5	326.5	326.9	<b>327.5</b>
37	<b>Pedro ACOSTA</b>	SPA	KTM	326.5	326.5	326.5	326.5	325.5	326.0	<b>326.5</b>
93	<b>Marc MARQUEZ</b>	SPA	DUCATI	326.5	326.5	326.5	325.5	325.5	325.9	<b>326.5</b>
20	<b>Fabio QUARTARARO</b>	FRA	YAMAHA	325.5	324.5	324.5	324.5	323.5	324.3	<b>325.5</b>
23	<b>Enea BASTIANINI</b>	ITA	KTM	325.5	325.5	325.5	325.5	323.5	325.1	<b>325.5</b>
49	<b>Fabio DI GIANNANTONIO</b>	ITA	DUCATI	325.5	324.5	323.5	323.5	322.5	323.5	<b>325.5</b>
72	<b>Marco BEZZECCHI</b>	ITA	APRILIA	325.5	324.5	322.5	321.5	320.6	322.9	<b>325.5</b>
79	<b>Ai OGURA</b>	JPN	APRILIA	325.5	323.5	322.5	319.6	318.6	321.9	<b>325.5</b>
35	<b>Somkiat CHANTRA</b>	THA	HONDA	324.5	322.5	322.5	321.5	321.5	322.3	<b>324.5</b>
73	<b>Alex MARQUEZ</b>	SPA	DUCATI	324.5	324.5	323.5	323.5	322.5	323.5	<b>324.5</b>
5	<b>Johann ZARCO</b>	FRA	HONDA	323.5	323.5	323.5	323.5	321.5	323.1	<b>323.5</b>
21	<b>Franco MORBIDELLI</b>	ITA	DUCATI	323.5	323.5	323.5	322.5	321.5	322.9	<b>323.5</b>
43	<b>Jack MILLER</b>	AUS	YAMAHA	323.5	323.5	322.5	322.5	321.5	322.7	<b>323.5</b>
25	<b>Raul FERNANDEZ</b>	SPA	APRILIA	322.5	320.6	320.6	320.6	320.6	321.0	<b>322.5</b>
7	<b>Augusto FERNANDEZ</b>	SPA	YAMAHA	321.5	321.5	320.6	320.6	317.7	320.4	<b>321.5</b>
10	<b>Luca MARINI</b>	ITA	HONDA	320.6	319.6	318.6	317.7	317.7	318.7	<b>320.6</b>
42	<b>Alex RINS</b>	SPA	YAMAHA	320.6	319.6	319.6	318.6	318.6	319.3	<b>320.6</b>
32	<b>Lorenzo SAVADORI</b>	ITA	APRILIA	319.6	319.6	318.6	316.7	316.7	318.2	<b>319.6</b>
36	<b>Joan MIR</b>	SPA	HONDA	319.6	318.6	318.6	317.7	317.7	318.3	<b>319.6</b>
54	<b>Fermin ALDEGUER</b>	SPA	DUCATI	319.6	319.6	319.6	318.6	317.7	319.0	<b>319.6</b>

These data/results cannot be reproduced, stored and/or transmitted in whole or in part by any manner of electronic, mechanical, photocopying, recording, broadcasting or otherwise now known or herein after developed without the previous express consent by the copyright owner, except for reproduction in daily press and regular printed publications on sale to the public within 60 days of the event related to those data/results and always provided that copyright symbol appears together as follows below.

© DORNA, 2025

Official MotoGP Timing by [www.motogp.com](http://www.motogp.com)

Austin, Friday, March 28, 2025



Circuit Of The Americas

# CHRONOLOGICAL ANALYSIS OF PERFORMANCES

## RED BULL GRAND PRIX OF THE AMERICAS

### FREE PRACTICE NR. 1

\* Lap / Sector time cancelled

P Crossing the finish line in pit lane

\*\* Tyre data subject to further updates

**T1** Time from finish line to 1st intermediate

**T2** Time from 1st intermed. to 2nd intermed.

**T3** Time from 2nd intermed. to 3rd intermed.

**T4** Time from 3rd intermediate to finish line

Lap	Lap Time	T1	T2	T3	T4	Speed	Lap	Lap Time	T1	T2	T3	T4	Speed	
<b>1st</b>	<b>21</b>	<b>Franco MORBIDELLI</b> DUCATI ITA						13	<b>2'22.636</b>	37.877	32.482	39.809	32.468	321.5
		Pertamina Enduro VR46 Racing Team						14	<b>2'12.978</b>	37.725	32.430	32.408	30.415	323.5
		Runs=2	Total laps=16	Full laps=12	Valid laps=11		15	<b>2'12.614</b>	37.498	32.277	32.424	30.415	323.5	
Run #	1	Front Tyre	Wet-Medium New Tyre	Rear Tyre	Wet-Soft New Tyre	Speed	Run #	1	Front Tyre	Wet-Soft New Tyre	Rear Tyre	Wet-Soft New Tyre	Speed	
1	3'17.426	46.353	39.197	38.440	34.871	292.1	1	3'35.493	42.582	36.952	38.844	34.847	291.3	
2	<b>2'25.892</b>	42.128	35.717	35.013	33.034	305.7	2	<b>2'22.009</b>	40.794	34.638	34.136	32.441	319.6	
3	<b>2'20.358</b>	40.107	34.419	34.098	31.734	319.6	3	<b>2'19.710</b>	40.257	33.999	33.674	31.780	322.5	
4	<b>2'17.679</b>	39.094	33.707	33.309	31.569	321.5	4	<b>2'17.254</b>	39.174	33.603	33.050	31.427	324.5	
5	<b>2'33.434</b>	49.652	35.341	36.170	32.271	318.6	5	<b>2'16.493</b>	38.676	33.397	33.129	31.291	325.5	
6	<b>2'16.342</b>	38.878	33.363	33.104	30.997	322.5	<b>unfinished</b>							
7	2'27.319 P	40.519	34.100	34.962	37.738	316.7	<b>Run #</b>	<b>2</b>	<b>Front Tyre</b>	<b>Wet-Medium New Tyre</b>	<b>Rear Tyre</b>	<b>Wet-Soft New Tyre</b>	<b>Speed</b>	
		7 Laps at start												
8	11'00.476	41.620	36.731	36.012	32.048	291.3	6	2'27.890 *	42.756 *	34.937	37.562	32.635	287.4	
9	<b>2'16.957</b>	39.121	33.470	33.100	31.266	320.6	7	<b>2'17.093</b>	39.448	33.249	33.102	31.294	325.5	
10	<b>2'15.026</b>	38.166	32.860	33.165	30.835	319.6	8	<b>2'15.161</b>	38.489	32.742	32.974	30.956	325.5	
11	2'39.377 *	44.616 *	46.347	37.136	31.278	274.6	9	<b>2'13.898</b>	38.140	32.457	32.505	30.796	326.5	
12	<b>2'13.793</b>	37.929	32.530	32.528	30.806	323.5	10	<b>2'14.582</b>	38.162	32.314	32.562	31.544	325.5	
13	<b>2'26.020</b>	47.243	35.091	32.939	30.747	318.6	11	<b>2'13.434</b>	38.129	32.204	32.475	30.626	326.5	
14	<b>2'14.050</b>	38.163	32.604	32.643	30.640	323.5	12	<b>2'12.780</b>	37.687	32.227	32.322	30.544	326.5	
15	<b>2'12.531</b>	37.558	32.264	32.293	30.416	323.5								
16	3'02.450 P	1'00.106	47.546	36.441	38.357	289.7								
		7 Laps at start												
<b>2nd</b>	<b>43</b>	<b>Jack MILLER</b> YAMAHA AUS												
		Prima Pramac Yamaha MotoGP												
		Runs=2	Total laps=15	Full laps=12	Valid laps=12									
Run #	1	Front Tyre	Wet-Soft New Tyre	Rear Tyre	Wet-Soft New Tyre	Speed	Run #	1	Front Tyre	Wet-Soft New Tyre	Rear Tyre	Wet-Soft New Tyre	Speed	
1	2'57.806	44.247	39.213	36.705	33.949	273.9	1	2'41.023	42.525	36.790	36.405	33.922	271.8	
2	<b>2'23.291</b>	42.264	35.259	33.653	32.115	318.6	2	<b>2'24.569</b>	41.277	35.559	34.706	33.027	310.2	
3	<b>2'20.755</b>	40.400	34.497	33.772	32.086	316.7	3	<b>2'22.703</b>	40.405	35.151	34.511	32.636	312.9	
4	<b>2'19.892</b>	39.472	33.722	35.239	31.459	316.7	4	<b>2'19.952</b>	40.228	33.918	33.790	32.016	313.9	
5	<b>2'16.526</b>	38.990	33.269	33.161	31.106	317.7	5	<b>2'18.206</b>	39.602	33.569	33.427	31.608	317.7	
6	2'31.398 P	43.689 *	34.496	36.716	36.497	315.8	6	<b>2'17.729</b>	39.276	33.396	33.555	31.502	316.7	
		6 Laps at start						7	2'30.419 P	41.042	36.204	35.467	37.706	311.1
7	12'56.493	40.330	34.106	33.859	32.524	318.6	<b>Run #</b>	<b>2</b>	<b>Front Tyre</b>	<b>Wet-Soft New Tyre</b>	<b>Rear Tyre</b>	<b>Wet-Soft New Tyre</b>	<b>Speed</b>	
8	<b>2'17.795</b>	39.458	33.696	33.213	31.428	322.5								
9	<b>2'16.065</b>	38.905	33.208	32.985	30.967	320.6	8	14'03.815	41.975	35.694	34.934	37.858	317.7	
10	<b>2'15.351</b>	38.472	32.822	33.304	30.753	319.6	9	<b>2'23.519</b>	39.921	33.385	38.554	31.659	321.5	
11	<b>2'14.286</b>	38.176	32.803	32.678	30.629	320.6	10	<b>2'17.023</b>	39.207	33.136	33.397	31.283	323.5	
12	<b>2'13.531</b>	37.961	32.297	32.841	30.432	322.5	11	<b>2'14.855</b>	38.425	32.714	32.948	30.768	323.5	

**Fastest Lap:** Franco MORBIDELLI ITA Pertamina Enduro VR46 Racing Team **2'12.531** 37.558 32.264 32.293 30.416

These data/results cannot be reproduced, stored and/or transmitted in whole or in part by any manner of electronic, mechanical, photocopying, recording, broadcasting or otherwise now known or herein after developed without the previous express consent by the copyright owner, except for reproduction in daily press and regular printed publications on sale to the public within 60 days of the event related to those data/results and always provided that copyright symbol appears together as follows below.

© DORNA, 2025

Official MotoGP Timing by

www.motogp.com

Austin, Friday, March 28, 2025

# Free Practice Nr. 1

MotoGP™

Lap	Lap Time	T1	T2	T3	T4	Speed
12	<b>2'14.019</b>	38.120	32.454	32.582	30.863	323.5
13	<b>2'12.838</b>	<b>37.649</b>	<b>32.221</b>	<b>32.578</b>	<b>30.390</b>	323.5
14	2'26.614 P	38.937 *	36.561	35.433	35.683	318.6

Lap	Lap Time	T1	T2	T3	T4	Speed
Run # 1	Front Tyre	Wet-Medium	Rear Tyre	Wet-Soft		
	New Tyre		New Tyre			

1	2'54.264	44.483	37.539	37.905	34.507	283.5
2	<b>2'26.072</b>	42.335	35.193	35.593	32.951	297.9
3	<b>2'22.671</b>	40.839	34.817	34.856	32.159	307.5
4	<b>2'20.241</b>	40.266	34.203	34.044	31.728	314.8
5	<b>2'18.124</b>	39.281	33.612	33.673	31.558	321.5
6	<b>2'17.741</b>	39.270	33.421	33.429	31.621	319.6
7	<b>2'16.355</b>	39.008	32.906	33.243	31.198	322.5
8	<b>2'15.838</b>	38.795	32.862	33.163	31.018	323.5
9	2'28.939 P	41.414	34.113	35.765	<b>37.647</b>	322.5

Run #	1	Front Tyre	Wet-Medium	Rear Tyre	Wet-Soft	
		New Tyre		New Tyre		
10	16'44.064	40.644	34.002	34.381	31.630	312.9
11	<b>2'15.448</b>	38.476	32.842	33.126	31.004	323.5
12	<b>2'14.134</b>	37.966	32.603	32.910	30.655	<b>324.5</b>
13	<b>2'13.314</b>	<b>37.754</b>	<b>32.311</b>	<b>32.606</b>	<b>30.643</b>	324.5

**5th 37** **Pedro ACOSTA** KTM SPA  
Red Bull KTM Factory Racing  
Runs=2 Total laps=16 Full laps=12 Valid laps=11

Run #	1	Front Tyre	Wet-Medium	Rear Tyre	Wet-Soft	
		New Tyre		New Tyre		
1	2'51.674	44.498	37.917	42.062	35.022	284.3
2	<b>2'30.800</b>	42.944	35.468	38.012	34.376	321.5
3	<b>2'23.755</b>	40.841	34.902	35.391	32.621	284.3
4	<b>2'21.138</b>	40.357	33.890	34.555	32.336	305.7
5	<b>2'20.200</b>	39.672	33.649	34.516	32.363	302.2
6	<b>2'22.582</b>	42.074	34.647	34.108	31.753	302.2
7	<b>2'16.893</b>	38.825	33.258	33.108	31.702	324.5
8	2'25.737 P	39.098	33.009	37.003	<b>36.627</b>	<b>326.5</b>

Run #	2	Front Tyre	Wet-Medium	Rear Tyre	Wet-Soft	
		8 Laps at start		8 Laps at start		
9	11'31.987	43.524	35.164	34.655	32.955	324.5
10	<b>2'17.361</b>	39.474	33.266	33.235	31.386	325.5
11	<b>2'15.975</b>	38.775	32.775	33.082	31.343	325.5
12	<b>2'14.705</b>	38.286	32.491	32.847	31.081	325.5
13	<b>2'13.553</b>	37.919	32.284	<b>32.507</b>	30.843	326.5
14	<b>2'13.275</b>	<b>37.630</b>	32.335	32.783	<b>30.527</b>	326.5
15	2'19.714 *	40.667 *	<b>34.481</b>	33.448	31.118	325.5
16	2'29.126 P	38.123	<b>32.243</b>	40.212	38.548	326.5

**6th 63** **Francesco BAGNAIA** DUCATI ITA  
Ducati Lenovo Team  
Runs=2 Total laps=16 Full laps=13 Valid laps=12

Run #	1	Front Tyre	Wet-Medium	Rear Tyre	Wet-Soft	
		New Tyre		New Tyre		
1	3'06.580	43.283	37.878	37.221	33.870	290.5
2	<b>2'25.289</b>	41.644	35.753	34.933	32.959	318.6
3	<b>2'21.954</b>	40.463	34.439	35.014	32.038	<b>329.6</b>
4	<b>2'18.788</b>	39.638	33.789	33.503	31.858	327.5
5	<b>2'17.060</b>	38.962	33.246	33.270	31.582	329.6
6	<b>2'16.675</b>	38.810	33.294	33.004	31.567	328.5
7	<b>2'16.430</b>	38.811	33.073	33.018	31.528	327.5
8	<b>2'16.671</b>	39.010	33.550	32.812	31.299	327.5
9	<b>2'15.490</b>	38.561	32.871	32.781	31.277	329.6
10	2'27.028 P	41.048 *	34.664	34.682	<b>36.634</b>	326.5

Run #	2	Front Tyre	Wet-Medium	Rear Tyre	Wet-Soft	
		10 Laps at start		10 Laps at start		
11	9'58.847	41.201	34.803	34.513	32.059	305.7
12	<b>2'17.112</b>	39.258	33.268	33.036	31.550	324.5
13	<b>2'15.028</b>	38.595	32.643	32.707	31.083	327.5
14	<b>2'14.354</b>	38.122	32.675	32.577	30.980	325.5
15	2'15.630 *	38.630 *	33.251	32.577	31.172	325.5
16	<b>2'13.290</b>	<b>37.967</b>	<b>32.321</b>	<b>32.252</b>	<b>30.750</b>	327.5

**7th 73** **Alex MARQUEZ** DUCATI SPA  
BK8 Gresini Racing MotoGP  
Runs=2 Total laps=13 Full laps=10 Valid laps=10

1	3'00.317	46.281	39.368	37.944	34.630	267.7
2	<b>2'29.161</b>	43.088	36.923	35.454	33.696	297.1
3	<b>2'21.848</b>	40.471	34.480	34.539	32.358	312.9
4	<b>2'24.244</b>	44.364	34.057	33.905	31.918	322.5
5	<b>2'17.773</b>	39.238	33.623	33.362	31.550	328.5
6	<b>2'17.209</b>	38.796	33.196	33.761	31.456	313.9
7	<b>2'17.244</b>	39.197	33.224	33.178	31.645	328.5
8	<b>2'16.371</b>	38.870	33.000	33.446	31.055	<b>329.6</b>
9	2'27.187 P	41.870	34.138	34.275	<b>36.904</b>	317.7

**8th 12** **Maverick VIÑALES** KTM SPA  
Red Bull KTM Tech3  
Runs=2 Total laps=16 Full laps=13 Valid laps=13

Run #	1	Front Tyre	Wet-Medium	Rear Tyre	Wet-Soft	
		New Tyre		New Tyre		
1	3'07.398	43.580	37.386	36.793	34.031	271.8
2	<b>2'25.640</b>	41.129	35.783	35.660	33.068	307.5
3	<b>2'21.550</b>	40.891	34.291	34.230	32.138	313.9
4	<b>2'19.035</b>	39.867	33.681	33.791	31.696	315.8
5	<b>2'18.148</b>	39.448	33.558	33.552	31.590	316.7
6	<b>2'17.532</b>	39.071	33.195	33.764	31.502	317.7
7	<b>2'20.004</b>	38.833	36.293	33.658	31.220	320.6
8	<b>2'15.653</b>	38.701	32.668	33.159	31.125	321.5
9	2'24.391 P	40.361	33.818	34.299	<b>35.913</b>	316.7

Run #	2	Front Tyre	Wet-Medium	Rear Tyre	Wet-Soft	
		9 Laps at start		9 Laps at start		
10	10'29.666	39.413	34.191	34.270	32.248	321.5
11	<b>2'17.739</b>	39.863	32.938	33.608	31.330	<b>327.5</b>
12	<b>2'14.704</b>	38.406	32.481	33.037	30.780	326.5
13	<b>2'15.173</b>	38.257	32.709	33.124	31.083	327.5
14	<b>2'14.204</b>	38.179	32.354	32.969	30.702	326.5
15	<b>2'14.336</b>	38.352	32.403	32.939	<b>30.642</b>	325.5
16	<b>2'13.483</b>	<b>37.808</b>	<b>32.271</b>	<b>32.703</b>	30.701	326.5

**9th 33** **Brad BINDER** KTM RSA  
Red Bull KTM Factory Racing  
Runs=2 Total laps=15 Full laps=12 Valid laps=12

Run #	1	Front Tyre	Wet-Medium	Rear Tyre	Wet-Soft	
		New Tyre		New Tyre		
1	3'00.317	46.281	39.368	37.944	34.630	267.7
2	<b>2'29.161</b>	43.088	36.923	35.454	33.696	297.1
3	<b>2'21.848</b>	40.471	34.480	34.539	32.358	312.9
4	<b>2'24.244</b>	44.364	34.057	33.905	31.918	322.5
5	<b>2'17.773</b>	39.238	33.623	33.362	31.550	328.5
6	<b>2'17.209</b>	38.796	33.196	33.761	31.456	313.9
7	<b>2'17.244</b>	39.197	33.224	33.178	31.645	328.5
8	<b>2'16.371</b>	38.870	33.000	33.446	31.055	<b>329.6</b>
9	2'27.187 P	41.870	34.138	34.275	<b>36.904</b>	317.7

**Fastest Lap:** Franco MORBIDELLI ITA Pertamina Enduro VR46 Racing Team **2'12.531** 37.558 32.264 32.293 30.416

These data/results cannot be reproduced, stored and/or transmitted in whole or in part by any manner of electronic, mechanical, photocopying, recording, broadcasting or otherwise now known or herein after developed without the previous express consent by the copyright owner, except for reproduction in daily press and regular printed publications on sale to the public within 60 days of the event related to those data/results and always provided that copyright symbol appears together as follows below.

© DORNA, 2025

Official MotoGP Timing by TISSOT

www.motogp.com

Austin, Friday, March 28, 2025



# Free Practice Nr. 1

MotoGP™

Lap	Lap Time	T1	T2	T3	T4	Speed
Run # 2		Front Tyre	Wet-Medium	Rear Tyre	Wet-Soft	
		9 Laps at start		9 Laps at start		
10	12'23.107	41.645	40.703	35.953	32.351	309.3
11	<b>2'18.668</b>	39.647	33.679	33.567	31.775	328.5
12	<b>2'16.834</b>	39.016	33.075	33.253	31.490	328.5
13	<b>2'15.411</b>	38.506	32.847	32.911	31.147	329.6
14	<b>2'13.638</b>	37.983	32.434	<b>32.506</b>	<b>30.715</b>	329.6
15	<b>2'14.168</b>	<b>37.954</b>	<b>32.372</b>	32.915	30.927	329.6

**10th 7 Augusto FERNANDEZ** YAMAHA SPA  
 Prima Pramac Yamaha MotoGP  
 Runs=2 Total laps=15 Full laps=12 Valid laps=12

Run #	1	Front Tyre	Wet-Medium	Rear Tyre	Wet-Soft	
		New Tyre		New Tyre		
1	3'03.231	51.857	39.786	39.433	35.922	247.0
2	<b>2'29.357</b>	43.209	36.775	35.784	33.589	309.3
3	<b>2'24.488</b>	41.707	35.194	34.857	32.730	308.4
4	<b>2'21.602</b>	40.139	34.822	34.295	32.346	313.9
5	<b>2'18.726</b>	39.392	33.901	33.594	31.839	313.9
6	<b>2'18.757</b>	39.072	33.683	34.014	31.988	314.8
7	<b>2'17.833</b>	39.001	33.568	33.658	31.606	320.6
8	<b>2'16.903</b>	38.923	33.129	33.279	31.572	<b>321.5</b>
9	<b>2'27.212</b> P	39.401	35.039	35.984	<b>36.788</b>	317.7

Run #	2	Front Tyre	Wet-Medium	Rear Tyre	Wet-Soft	
		9 Laps at start		9 Laps at start		
10	11'50.114	51.057	36.901	35.282	33.725	303.9
11	<b>2'19.949</b>	39.726	34.356	33.929	31.938	316.7
12	<b>2'18.547</b>	39.394	33.684	33.728	31.741	312.0
13	<b>2'25.313</b>	38.842	40.750	34.340	31.381	300.5
14	<b>2'15.689</b>	38.459	33.040	32.922	31.268	321.5
15	<b>2'14.148</b>	<b>38.077</b>	<b>32.833</b>	<b>32.445</b>	<b>30.793</b>	320.6

**11th 36 Joan MIR** HONDA SPA  
 Honda HRC Castrol

Run #	1	Front Tyre	Wet-Soft	Rear Tyre	Wet-Soft	
		New Tyre		New Tyre		
1	2'57.092	46.835	37.492	41.298	34.572	284.3
2	<b>2'25.902</b>	43.155	35.658	34.596	32.493	306.6
3	<b>2'22.008</b>	40.436	34.715	34.595	32.262	306.6
4	<b>2'19.973</b>	39.692	33.941	34.337	32.003	306.6
5	<b>2'21.117</b>	39.785	33.739	35.815	31.778	308.4
6	<b>2'18.221</b>	39.317	33.471	33.810	31.623	308.4
7	<b>2'17.361</b>	39.061	33.313	33.541	31.446	313.9
8	<b>2'34.965</b> P	43.114	37.645	37.403	<b>36.803</b>	293.8

Run #	2	Front Tyre	Wet-Soft	Rear Tyre	Wet-Soft	
		8 Laps at start		8 Laps at start		
9	10'16.494	41.379	34.528	34.715	31.560	316.7
10	<b>2'16.902</b>	39.019	33.142	33.316	31.425	316.7
11	<b>2'16.065</b>	38.675	33.099	33.051	31.240	317.7
12	<b>2'20.211</b>	42.442	33.264	33.227	31.278	317.7
13	<b>2'15.653</b>	38.566	32.920	32.873	31.294	318.6
14	<b>2'15.189</b>	38.379	32.920	32.862	31.028	318.6
15	<b>2'14.257</b>	<b>37.972</b>	<b>32.756</b>	<b>32.709</b>	<b>30.820</b>	<b>319.6</b>
16	<b>2'30.013</b>	47.081	34.753	36.212	31.967	317.7

**12th 10 Luca MARINI** HONDA ITA  
 Honda HRC Castrol  
 Runs=2 Total laps=17 Full laps=14 Valid laps=14

Run #	1	Front Tyre	Wet-Soft	Rear Tyre	Wet-Soft	
		New Tyre		New Tyre		
1	2'54.859	45.977	37.901	36.671	34.223	288.1
2	<b>2'26.085</b>	42.161	35.363	35.473	33.088	288.1
3	<b>2'22.594</b>	40.814	34.798	34.773	32.209	309.3
4	<b>2'21.223</b>	40.062	34.440	34.584	32.137	298.8
5	<b>2'19.678</b>	39.586	33.979	34.207	31.906	314.8
6	<b>2'18.699</b>	39.480	33.699	33.773	31.747	311.1
7	<b>2'18.025</b>	39.080	33.714	33.811	31.420	310.2
8	<b>2'19.534</b>	39.037	35.352	33.808	31.337	309.3
9	<b>2'16.336</b>	38.668	33.192	33.122	31.354	<b>320.6</b>
10	<b>2'31.873</b> P	<b>41.803</b> *	<b>36.461</b>	<b>36.496</b>	<b>37.113</b>	274.6

Run #	2	Front Tyre	Wet-Soft	Rear Tyre	Wet-Soft	
		10 Laps at start		10 Laps at start		
11	8'56.727	41.148	35.378	34.911	32.119	304.8
12	<b>2'18.852</b>	39.710	33.712	33.718	31.712	313.9
13	<b>2'16.136</b>	38.716	33.080	33.153	31.187	317.7
14	<b>2'15.391</b>	38.619	32.930	32.934	30.908	317.7
15	<b>2'14.898</b>	38.423	32.912	32.747	30.816	317.7
16	<b>2'14.277</b>	<b>38.107</b>	<b>32.735</b>	<b>32.690</b>	<b>30.745</b>	318.6
17	<b>2'15.445</b>	38.311	32.825	32.980	31.329	319.6

**13th 54 Fermin ALDEGUER** DUCATI SPA  
 BK8 Gresini Racing MotoGP  
 Runs=2 Total laps=15 Full laps=12 Valid laps=12

Run #	1	Front Tyre	Wet-Soft	Rear Tyre	Wet-Soft	
		New Tyre		New Tyre		
1	3'09.377	47.569	42.874	44.653	35.726	255.3
2	<b>2'30.096</b>	43.429	36.564	36.332	33.771	290.5
3	<b>2'24.404</b>	41.355	35.345	34.875	32.829	310.2
4	<b>2'22.024</b>	40.735	34.766	34.255	32.268	312.0
5	<b>2'19.531</b>	39.719	34.015	33.755	32.042	314.8
6	<b>2'20.188</b>	39.833	34.329	33.798	32.228	312.0
7	<b>2'19.048</b>	39.637	33.777	33.655	31.979	316.7
8	<b>2'19.243</b>	39.195	33.745	34.332	31.971	<b>319.6</b>
9	<b>2'18.269</b>	39.291	33.791	33.516	31.671	319.6
10	<b>2'32.800</b> P	<b>40.357</b> *	<b>37.431</b>	<b>36.770</b>	<b>38.242</b>	298.8

Run #	2	Front Tyre	Wet-Medium	Rear Tyre	Wet-Soft	
		New Tyre		10 Laps at start		
11	12'43.773	45.633	38.070	36.341	32.927	287.4
12	<b>2'18.174</b>	39.653	33.582	33.570	31.369	316.7
13	<b>2'15.727</b>	38.574	32.997	33.074	31.082	317.7
14	<b>2'15.201</b>	38.423	32.868	32.835	31.075	318.6
15	<b>2'14.528</b>	<b>38.105</b>	<b>32.760</b>	<b>32.807</b>	<b>30.856</b>	319.6

**14th 20 Fabio QUARTARARO** YAMAHA FRA  
 Monster Energy Yamaha MotoGP Team  
 Runs=2 Total laps=15 Full laps=11 Valid laps=10

Run #	1	Front Tyre	Wet-Medium	Rear Tyre	Wet-Soft	
		New Tyre		New Tyre		
1	3'48.174	40.747	36.313	37.211	34.236	296.2
2	<b>2'24.667</b>	41.605	35.086	34.920	33.056	318.6
3	<b>2'22.349</b>	41.177	34.541	34.052	32.579	320.6

**Fastest Lap:** Franco MORBIDELLI ITA Pertamina Enduro VR46 Racing Team **2'12.531** 37.558 32.264 32.293 30.416

These data/results cannot be reproduced, stored and/or transmitted in whole or in part by any manner of electronic, mechanical, photocopying, recording, broadcasting or otherwise now known or herein after developed without the previous express consent by the copyright owner, except for reproduction in daily press and regular printed publications on sale to the public within 60 days of the event related to those data/results and always provided that copyright symbol appears together as follows below.

© DORNA, 2025

Official MotoGP Timing by TISSOT

www.motogp.com

Austin, Friday, March 28, 2025



# Free Practice Nr. 1

MotoGP™

Lap	Lap Time	T1	T2	T3	T4	Speed
4	<b>2'20.324</b>	40.125	34.275	33.833	32.091	320.6
5	<b>2'18.998</b>	39.745	33.826	33.585	31.842	321.5
6	2'18.145 *	39.453 *	33.633	33.265	31.794	322.5
7	<b>2'17.159</b>	39.204	33.147	33.156	31.652	324.5
8	<b>2'16.487</b>	38.888	33.032	33.118	31.449	324.5
9	<b>2'15.499</b>	38.675	32.875	32.825	31.124	324.5
10	2'23.170 P	41.136	33.527	33.628	34.879	319.6

**15th 23 Enea BASTIANINI** KTM ITA  
Red Bull KTM Tech3  
Runs=2 Total laps=14 Full laps=11 Valid laps=11

Run #	1	Front Tyre	Wet-Medium	Rear Tyre	Wet-Soft	Speed
New Tyre						
1	3'04.242	43.006	37.468	37.378	35.255	294.6
2	<b>2'29.670</b>	43.473	36.203	35.696	34.298	311.1
3	<b>2'24.597</b>	41.926	35.083	34.872	32.716	317.7
4	<b>2'22.297</b>	40.587	34.628	34.527	32.555	317.7
5	<b>2'21.503</b>	40.385	34.174	34.493	32.451	318.6
6	<b>2'19.956</b>	39.645	33.797	34.251	32.263	319.6
7	<b>2'19.196</b>	39.655	33.698	33.859	31.984	319.6
8	<b>2'17.433</b>	38.959	33.369	33.432	31.673	323.5
9	2'25.879 P	40.771	34.780	34.295	36.033	316.7

**16th 49 Fabio DI GIANNANTONIO** DUCATI ITA  
Pertamina Enduro VR46 Racing Team  
Runs=3 Total laps=14 Full laps=9 Valid laps=9

Run #	1	Front Tyre	Wet-Soft	Rear Tyre	Wet-Soft	Speed
New Tyre						
1	3'36.191	42.512	37.051	38.987	34.900	283.5
2	<b>2'25.477</b>	41.725	35.447	34.846	33.459	316.7
3	<b>2'22.675</b>	40.564	34.878	34.137	33.096	321.5
4	<b>2'21.634</b>	40.354	34.486	33.919	32.875	322.5
5	2'25.552 P	40.079	34.051	33.711	37.711	324.5

Run #	2	Front Tyre	Wet-Soft	Rear Tyre	Wet-Soft	Speed
5 Laps at start						
6	8'57.863	42.362	35.343	34.489	32.824	318.6
7	<b>2'19.903</b>	40.330	34.017	33.565	31.991	321.5
8	<b>2'18.443</b>	39.495	33.715	33.333	31.900	322.5
9	2'27.800 P	39.594	34.730	35.418	38.058	321.5

Run #	3	Front Tyre	Wet-Soft	Rear Tyre	Wet-Soft	Speed
9 Laps at start						
10	7'43.095	42.369	34.689	33.831	31.763	320.6

Lap	Lap Time	T1	T2	T3	T4	Speed
11	<b>2'16.089</b>	38.839	33.066	32.927	31.257	323.5
12	<b>2'15.915</b>	38.594	32.990	33.015	31.316	322.5
13	<b>2'15.115</b>	38.418	32.657	32.955	31.085	323.5
14	2'14.922	38.257	32.862	32.699	31.104	325.5

**17th 25 Raul FERNANDEZ** APRILIA SPA  
Trackhouse MotoGP Team  
Runs=4 Total laps=13 Full laps=8 Valid laps=8

Run #	1	Front Tyre	Wet-Soft	Rear Tyre	Wet-Soft	Speed
New Tyre						
1	4'02.985 P	43.910	45.018	51.125	47.260	139.1

Run #	2	Front Tyre	Wet-Soft	Rear Tyre	Wet-Soft	Speed
1 Laps at start						
2	7'29.574 P	44.396	43.714	47.156	41.377	152.8

Run #	3	Front Tyre	Wet-Soft	Rear Tyre	Wet-Soft	Speed
2 Laps at start						
3	7'56.753	44.336	37.326	39.694	33.397	285.0
4	<b>2'23.961</b>	42.555	34.540	34.619	32.247	316.7
5	<b>2'19.549</b>	40.229	33.700	33.864	31.756	320.6
6	<b>2'18.219</b>	39.172	33.562	33.934	31.551	320.6
7	<b>2'16.354</b>	38.637	33.108	33.396	31.213	320.6
8	<b>2'16.266</b>	38.662	33.075	33.307	31.222	319.6
9	2'15.445	38.358	32.895	33.124	31.068	318.6
10	2'27.585 P	44.330	34.194	33.587	35.474	319.6

Run #	4	Front Tyre	Wet-Soft	Rear Tyre	Wet-Soft	Speed
10 Laps at start						
11	5'58.389	40.449	34.226	33.732	31.810	318.6
12	<b>2'15.897</b>	38.469	33.025	33.223	31.180	320.6
13	<b>2'34.406</b>	38.077	32.787	45.340	38.202	322.5

**18th 42 Alex RINS** YAMAHA SPA  
Monster Energy Yamaha MotoGP Team  
Runs=3 Total laps=14 Full laps=9 Valid laps=9

Run #	1	Front Tyre	Wet-Medium	Rear Tyre	Wet-Soft	Speed
New Tyre						
1	2'52.240	44.236	37.340	37.284	34.330	279.7
2	<b>2'27.374</b>	43.372	35.465	35.370	33.167	309.3
3	<b>2'23.062</b>	41.288	34.728	34.775	32.271	312.0
4	<b>2'21.628</b>	40.440	34.655	34.399	32.134	312.0
5	<b>2'22.505</b>	41.547	34.457	34.592	31.909	316.7
6	<b>2'19.402</b>	39.798	33.937	33.911	31.756	314.8
7	2'33.641 P	39.799	39.456	37.282	37.104	315.8

Run #	2	Front Tyre	Wet-Medium	Rear Tyre	Wet-Soft	Speed
7 Laps at start						
8	10'23.241	42.375	35.470	34.981	32.811	318.6
9	<b>2'21.213</b>	40.592	34.243	33.951	32.427	319.6
10	2'22.877 P	39.575	34.026	33.734	35.542	320.6

Run #	3	Front Tyre	Wet-Medium	Rear Tyre	Wet-Soft	Speed
10 Laps at start						
11	7'12.689	40.511	34.590	34.190	31.846	317.7
12	<b>2'17.794</b>	39.150	33.595	33.622	31.427	318.6
13	<b>2'16.315</b>	38.690	33.013	33.293	31.319	318.6
14	2'15.480	38.322	32.941	33.105	31.112	319.6

**Fastest Lap:** Franco MORBIDELLI ITA Pertamina Enduro VR46 Racing Team **2'12.531** 37.558 32.264 32.293 30.416

These data/results cannot be reproduced, stored and/or transmitted in whole or in part by any manner of electronic, mechanical, photocopying, recording, broadcasting or otherwise now known or herein after developed without the previous express consent by the copyright owner, except for reproduction in daily press and regular printed publications on sale to the public within 60 days of the event related to those data/results and always provided that copyright symbol appears together as follows below.

# Free Practice Nr. 1

MotoGP™

Lap	Lap Time	T1	T2	T3	T4	Speed
<b>19th</b>	<b>72</b>	<b>Marco BEZZECCHI</b>		APRILIA		ITA
		Aprilia Racing				
		Runs=5	Total laps=9	Full laps=3	Valid laps=5	
Run #	1	Front Tyre	Wet-Medium	Rear Tyre	Wet-Soft	
		New Tyre		New Tyre		
1	3'42.957	P 46.077	45.612	57.296	53.960	125.7
Run #	2	Front Tyre	Wet-Medium	Rear Tyre	Wet-Soft	
		1 Laps at start		1 Laps at start		
2	7'02.484	P 1'02.007	56.273	1'07.263	51.329	111.3
Run #	3	Front Tyre	Wet-Medium	Rear Tyre	Wet-Soft	
		2 Laps at start		2 Laps at start		
3	9'34.396	42.950	37.188	36.290	32.566	316.7
4	<b>2'24.445</b>	42.134	35.892	34.238	32.181	324.5
5	<b>2'18.258</b>	39.887	33.592	33.335	31.444	325.5
<b>unfinished</b>						
Run #	4	Front Tyre	Wet-Soft	Rear Tyre	Wet-Soft	
		New Tyre		New Tyre		
6	3'13.519	P 44.093 *	45.370	53.982	50.074	130.8
Run #	5	Front Tyre	Wet-Soft	Rear Tyre	Wet-Soft	
		1 Laps at start		1 Laps at start		
7	5'38.452	40.435	35.382	35.272	32.349	320.6
8	<b>2'19.125</b>	40.317	33.588	33.772	31.448	321.5
9	<b>2'15.682</b>	39.060	32.720	32.874	31.028	322.5

Run #	1	Front Tyre	Wet-Medium	Rear Tyre	Wet-Soft	
		New Tyre		New Tyre		
1	3'07.866	46.299	38.508	38.034	35.472	271.8
2	<b>2'27.065</b>	42.844	35.761	35.310	33.150	309.3
3	<b>2'23.818</b>	41.347	34.975	34.746	32.750	314.8
4	2'24.765 *	41.325 *	35.284	35.299	32.857	312.9
5	<b>2'21.437</b>	40.628	34.275	34.411	32.123	314.8
6	<b>2'22.326</b>	40.049	34.883	34.850	32.544	310.2
7	2'30.065 P	42.195 *	36.488	35.341	36.041	316.7

Run #	2	Front Tyre	Wet-Medium	Rear Tyre	Wet-Soft	
		7 Laps at start		7 Laps at start		
8	11'51.917	42.516	35.919	34.852	32.920	320.6
9	<b>2'21.852</b>	40.985	34.401	34.223	32.243	321.5
10	<b>2'18.986</b>	39.967	33.599	33.593	31.827	321.5
11	<b>2'17.546</b>	39.321	33.265	33.262	31.698	321.5
12	<b>2'17.481</b>	39.270	33.259	33.208	31.744	320.6
13	<b>2'22.101</b>	39.362	33.222	33.425	36.092	322.5
14	<b>2'15.959</b>	38.792	33.101	32.776	31.290	324.5
15	2'35.262 P	42.157 *	33.997	42.501	36.607	322.5

Run #	1	Front Tyre	Wet-Medium	Rear Tyre	Wet-Soft	
		New Tyre		New Tyre		
1	3'09.968	46.955	39.051	45.461	36.085	247.6
2	<b>2'38.798</b>	45.182	36.960	41.609	35.047	313.9
3	<b>2'36.436</b>	44.511	36.370	37.586	37.969	308.4

<b>Fastest Lap:</b>	Franco MORBIDELLI	ITA	ertamina Enduro VR46 Racing Team	<b>2'12.531</b>	37.558	32.264	32.293	30.416
---------------------	-------------------	-----	----------------------------------	-----------------	--------	--------	--------	--------

These data/results cannot be reproduced, stored and/or transmitted in whole or in part by any manner of electronic, mechanical, photocopying, recording, broadcasting or otherwise now known or herein after developed without the previous express consent by the copyright owner, except for reproduction in daily press and regular printed publications on sale to the public within 60 days of the event related to those data/results and always provided that copyright symbol appears together as follows below.

© DORNA, 2025

Official MotoGP Timing by TISSOT

www.motogp.com

Austin, Friday, March 28, 2025

Lap	Lap Time	T1	T2	T3	T4	Speed
4	2'32.726 *	43.157 *	36.518	39.299	33.752	310.2
5	<b>2'25.474</b>	41.890	34.870	35.007	33.707	316.7
6	2'29.368 *	41.187 *	35.633	38.595	33.953	314.8
7	<b>2'42.521</b>	42.115	48.267	38.138	34.001	309.3
8	<b>2'24.964</b>	41.545	34.987	35.011	33.421	315.8
9	2'33.715 P	43.988	35.862	36.382	37.483	309.3
Run #	2	Front Tyre	Wet-Medium	Rear Tyre	Wet-Soft	
		9 Laps at start		9 Laps at start		
10	9'37.778	41.873	35.634	39.904	36.068	314.8
11	<b>2'22.307</b>	40.918	34.400	34.216	32.773	318.6
12	2'30.911 *	43.445 *	34.845	35.860	36.761	316.7
13	<b>2'35.464</b>	41.225	40.440	39.591	34.208	309.3
14	<b>2'19.703</b>	39.881	33.591	34.095	32.136	319.6
15	<b>2'27.996</b>	43.004	36.737	34.893	33.362	319.6

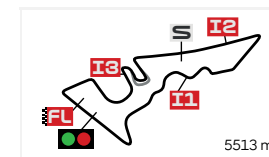
Run #	2	Front Tyre	Wet-Medium	Rear Tyre	Wet-Soft	
		9 Laps at start		9 Laps at start		
10	9'37.778	41.873	35.634	39.904	36.068	314.8
11	<b>2'22.307</b>	40.918	34.400	34.216	32.773	318.6
12	2'30.911 *	43.445 *	34.845	35.860	36.761	316.7
13	<b>2'35.464</b>	41.225	40.440	39.591	34.208	309.3
14	<b>2'19.703</b>	39.881	33.591	34.095	32.136	319.6
15	<b>2'27.996</b>	43.004	36.737	34.893	33.362	319.6

Run #	1	Front Tyre	Wet-Soft	Rear Tyre	Wet-Soft	
		New Tyre		New Tyre		
1	3'59.433 P	49.104	49.442	57.981	50.594	109.0
Run #	2	Front Tyre	Wet-Soft	Rear Tyre	Wet-Soft	
		1 Laps at start		1 Laps at start		
2	7'35.392 P	48.183	44.416	51.440	42.074	121.1
Run #	3	Front Tyre	Wet-Soft	Rear Tyre	Wet-Soft	
		2 Laps at start		2 Laps at start		
3	7'49.746 P	45.633	42.950	1'16.222	42.820	124.9
Run #	4	Front Tyre	Wet-Soft	Rear Tyre	Wet-Soft	
		3 Laps at start		3 Laps at start		
4	6'26.903	43.740	40.603	38.133	35.565	297.9
5	2'37.016 P	43.273	36.587	37.469	39.687	312.0
Run #	5	Front Tyre	Wet-Soft	Rear Tyre	Wet-Soft	
		5 Laps at start		5 Laps at start		
6	5'31.181	43.271	37.079	36.484	34.198	304.8
7	<b>2'26.796</b>	42.839	35.339	35.176	33.442	318.6
8	<b>2'26.000</b>	42.251	35.872	35.060	32.817	319.6
9	<b>2'21.433</b>	40.405	34.285	34.034	32.709	322.5
10	2'27.421 *	43.237 *	36.238	34.319	33.627	323.5
11	<b>2'23.375</b>	43.450	34.100	33.859	31.966	325.5

# BEST PARTIAL TIMES

## RED BULL GRAND PRIX OF THE AMERICAS

### FREE PRACTICE NR. 1



Circuit Of The Americas

*IT* Ideal Lap Time, sum of the best partial times

*BT* Best Lap Time

Pos	T1		T2		T3		T4		Pos	Rider	IT	BT	
	Rider	Time	Rider	Time	Rider	Time	Rider	Time					
1	J.MILLER	37.498	M.MARQUEZ	32.204	F.BAGNAIA	32.252	J.ZARCO	30.390	1	F.MORBIDELLI	2'12.531	2'12.531	(1)
2	<b>F.MORBIDELLI</b>	<b>37.558</b>	<b>J.ZARCO</b>	<b>32.221</b>	<b>F.MORBIDELLI</b>	<b>32.293</b>	<b>J.MILLER</b>	<b>30.415</b>	2	J.MILLER	2'12.598	2'12.614	(2)
3	P.ACOSTA	37.630	P.ACOSTA	32.243	M.MARQUEZ	32.322	F.MORBIDELLI	30.416	3	M.MARQUEZ	2'12.757	2'12.780	(3)
4	<b>J.ZARCO</b>	<b>37.649</b>	<b>F.MORBIDELLI</b>	<b>32.264</b>	<b>J.MILLER</b>	<b>32.408</b>	<b>P.ACOSTA</b>	<b>30.527</b>	4	J.ZARCO	2'12.838	2'12.838	(4)
5	M.MARQUEZ	37.687	M.VIÑALES	32.271	A.FERNANDEZ	32.445	M.MARQUEZ	30.544	5	P.ACOSTA	2'12.907	2'13.275	(5)
6	<b>A.MARQUEZ</b>	<b>37.754</b>	<b>J.MILLER</b>	<b>32.277</b>	<b>B.BINDER</b>	<b>32.506</b>	<b>M.VIÑALES</b>	<b>30.642</b>	6	F.BAGNAIA	2'13.290	2'13.290	(6)
7	M.VIÑALES	37.808	A.MARQUEZ	32.311	P.ACOSTA	32.507	A.MARQUEZ	30.643	7	A.MARQUEZ	2'13.314	2'13.314	(7)
8	<b>B.BINDER</b>	<b>37.954</b>	<b>F.BAGNAIA</b>	<b>32.321</b>	<b>J.ZARCO</b>	<b>32.578</b>	<b>B.BINDER</b>	<b>30.715</b>	8	M.VIÑALES	2'13.424	2'13.483	(8)
9	F.BAGNAIA	37.967	B.BINDER	32.372	F.QUARTARARO	32.580	L.MARINI	30.745	9	B.BINDER	2'13.547	2'13.638	(9)
10	<b>J.MIR</b>	<b>37.972</b>	<b>F.DI GIANNANT</b>	<b>32.657</b>	<b>A.MARQUEZ</b>	<b>32.606</b>	<b>F.BAGNAIA</b>	<b>30.750</b>	10	A.FERNANDEZ	2'14.148	2'14.148	(10)
11	E.BASTIANINI	37.993	F.QUARTARARO	32.706	L.MARINI	32.690	A.FERNANDEZ	30.793	11	J.MIR	2'14.257	2'14.257	(11)
12	<b>A.FERNANDEZ</b>	<b>38.077</b>	<b>M.BEZZECCHI</b>	<b>32.720</b>	<b>F.DI GIANNANT</b>	<b>32.699</b>	<b>J.MIR</b>	<b>30.820</b>	12	L.MARINI	2'14.277	2'14.277	(12)
13	R.FERNANDEZ	38.077	L.MARINI	32.735	M.VIÑALES	32.703	F.ALDEGUER	30.856	13	F.QUARTARARO	2'14.461	2'14.531	(14)
14	<b>F.ALDEGUER</b>	<b>38.105</b>	<b>J.MIR</b>	<b>32.756</b>	<b>J.MIR</b>	<b>32.709</b>	<b>F.QUARTARARO</b>	<b>30.862</b>	14	F.ALDEGUER	2'14.528	2'14.528	(13)
15	L.MARINI	38.107	F.ALDEGUER	32.760	E.BASTIANINI	32.724	M.BEZZECCHI	31.028	15	E.BASTIANINI	2'14.575	2'14.739	(15)
16	<b>F.DI GIANNANT</b>	<b>38.257</b>	<b>R.FERNANDEZ</b>	<b>32.787</b>	<b>S.CHANTRA</b>	<b>32.776</b>	<b>E.BASTIANINI</b>	<b>31.040</b>	16	F.DI GIANNANTONI	2'14.698	2'14.922	(16)
17	F.QUARTARARO	38.313	E.BASTIANINI	32.818	F.ALDEGUER	32.807	R.FERNANDEZ	31.068	17	R.FERNANDEZ	2'15.056	2'15.445	(17)
18	<b>A.RINS</b>	<b>38.322</b>	<b>A.FERNANDEZ</b>	<b>32.833</b>	<b>M.BEZZECCHI</b>	<b>32.874</b>	<b>F.DI GIANNANT</b>	<b>31.085</b>	18	A.RINS	2'15.480	2'15.480	(18)
19	S.CHANTRA	38.792	A.RINS	32.941	A.RINS	33.105	A.RINS	31.112	19	M.BEZZECCHI	2'15.682	2'15.682	(19)
20	<b>M.BEZZECCHI</b>	<b>39.060</b>	<b>S.CHANTRA</b>	<b>33.101</b>	<b>R.FERNANDEZ</b>	<b>33.124</b>	<b>S.CHANTRA</b>	<b>31.290</b>	20	S.CHANTRA	2'15.959	2'15.959	(20)
21	L.SAVADORI	39.881	L.SAVADORI	33.591	A.OGURA	33.859	A.OGURA	31.966	21	L.SAVADORI	2'19.703	2'19.703	(21)
22	<b>A.OGURA</b>	<b>40.405</b>	<b>A.OGURA</b>	<b>34.100</b>	<b>L.SAVADORI</b>	<b>34.095</b>	<b>L.SAVADORI</b>	<b>32.136</b>	22	A.OGURA	2'20.330	2'21.433	(22)

These data/results cannot be reproduced, stored and/or transmitted in whole or in part by any manner of electronic, mechanical, photocopying, recording, broadcasting or otherwise now known or herein after developed without the previous express consent by the copyright owner, except for reproduction in daily press and regular printed publications on sale to the public within 60 days of the event related to those data/results and always provided that copyright symbol appears together as follows below.

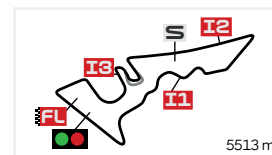
© DORNA, 2025



# FASTEST LAPS SEQUENCE

## RED BULL GRAND PRIX OF THE AMERICAS

### FREE PRACTICE NR. 1



Circuit Of The Americas

Practice Time	#	Rider	Nation	Motorcycle	Time	Km/h	Rider's Lap
5'05.592	5	Johann ZARCO	FRA	HONDA	2'24.569	137.2	2
5'21.097	43	Jack MILLER	AUS	YAMAHA	2'23.291	138.5	2
5'57.502	93	Marc MARQUEZ	SPA	DUCATI	2'22.009	139.7	2
7'41.852	43	Jack MILLER	AUS	YAMAHA	2'20.755	141.0	3
8'03.676	21	Franco MORBIDELLI	ITA	DUCATI	2'20.358	141.4	3
8'17.212	93	Marc MARQUEZ	SPA	DUCATI	2'19.710	142.0	3
10'12.611	63	Francesco BAGNAIA	ITA	DUCATI	2'18.788	143.0	4
10'21.355	21	Franco MORBIDELLI	ITA	DUCATI	2'17.679	144.1	4
10'34.466	93	Marc MARQUEZ	SPA	DUCATI	2'17.254	144.5	4
12'18.270	43	Jack MILLER	AUS	YAMAHA	2'16.526	145.3	5
12'50.959	93	Marc MARQUEZ	SPA	DUCATI	2'16.493	145.4	5
15'11.131	21	Franco MORBIDELLI	ITA	DUCATI	2'16.342	145.5	6
19'11.306	73	Alex MARQUEZ	SPA	DUCATI	2'15.838	146.1	8
19'24.960	12	Maverick VIÑALES	SPA	KTM	2'15.653	146.3	8
21'34.937	63	Francesco BAGNAIA	ITA	DUCATI	2'15.490	146.4	9
33'10.909	21	Franco MORBIDELLI	ITA	DUCATI	2'15.026	146.9	10
36'49.658	43	Jack MILLER	AUS	YAMAHA	2'14.286	147.7	11
38'04.079	21	Franco MORBIDELLI	ITA	DUCATI	2'13.793	148.3	12
39'03.189	43	Jack MILLER	AUS	YAMAHA	2'13.531	148.6	12
42'19.635	37	Pedro ACOSTA	SPA	KTM	2'13.275	148.9	14
42'20.670	5	Johann ZARCO	FRA	HONDA	2'12.838	149.4	13
44'56.680	21	Franco MORBIDELLI	ITA	DUCATI	2'12.531	149.7	15

These data/results cannot be reproduced, stored and/or transmitted in whole or in part by any manner of electronic, mechanical, photocopying, recording, broadcasting or otherwise now known or herein after developed without the previous express consent by the copyright owner, except for reproduction in daily press and regular printed publications on sale to the public within 60 days of the event related to those data/results and always provided that copyright symbol appears together as follows below.

© DORNA, 2025

Official MotoGP Timing by [www.motogp.com](http://www.motogp.com)

Austin, Friday, March 28, 2025