



Circuit Of The Americas

# CLASSIFICATION

## RED BULL GRAND PRIX OF THE AMERICAS PRACTICE

#	Rider	Nation	Team	Motorcycle	Time	Lap Total	Gap	T. Speed
1	93 <b>Marc MARQUEZ</b>	SPA	Ducati Lenovo Team	DUCATI	<b>2'02.929</b>	16 17		<b>341.3</b>
2	49 <b>Fabio DI GIANNANTONIO</b>	ITA	Pertamina Enduro VR46 Racing Team	DUCATI	<b>2'03.665</b>	21 21	0.736 0.736	<b>336.9</b>
3	21 <b>Franco MORBIDELLI</b>	ITA	Pertamina Enduro VR46 Racing Team	DUCATI	<b>2'03.766</b>	21 21	0.837 0.101	<b>338.0</b>
4	73 <b>Alex MARQUEZ</b>	SPA	BK8 Gresini Racing MotoGP	DUCATI	<b>2'03.811</b>	19 19	0.882 0.045	<b>335.9</b>
5	54 <b>Fermin ALDEGUER</b>	SPA	BK8 Gresini Racing MotoGP	DUCATI	<b>2'03.902</b>	16 17	0.973 0.091	<b>334.8</b>
6	43 <b>Jack MILLER</b>	AUS	Prima Pramac Yamaha MotoGP	YAMAHA	<b>2'03.953</b>	19 20	1.024 0.051	<b>334.8</b>
7	37 <b>Pedro ACOSTA</b>	SPA	Red Bull KTM Factory Racing	KTM	<b>2'04.099</b>	19 19	1.170 0.146	<b>338.0</b>
8	12 <b>Maverick VIÑALES</b>	SPA	Red Bull KTM Tech3	KTM	<b>2'04.261</b>	19 19	1.332 0.162	<b>335.9</b>
9	36 <b>Joan MIR</b>	SPA	Honda HRC Castrol	HONDA	<b>2'04.342</b>	16 17	1.413 0.081	<b>334.8</b>
10	63 <b>Francesco BAGNAIA</b>	ITA	Ducati Lenovo Team	DUCATI	<b>2'04.459</b>	16 17	1.530 0.117	<b>339.1</b>
11	20 <b>Fabio QUARTARARO</b>	FRA	Monster Energy Yamaha MotoGP Team	YAMAHA	<b>2'04.579</b>	17 17	1.650 0.120	<b>331.6</b>
12	33 <b>Brad BINDER</b>	RSA	Red Bull KTM Factory Racing	KTM	<b>2'04.761</b>	19 19	1.832 0.182	<b>339.1</b>
13	72 <b>Marco BEZZECCHI</b>	ITA	Aprilia Racing	APRILIA	<b>2'04.770</b>	20 21	1.841 0.009	<b>335.9</b>
14	79 <b>Ai OGURA</b>	JPN	Trackhouse MotoGP Team	APRILIA	<b>2'04.931</b>	18 20	2.002 0.161	<b>338.0</b>
15	10 <b>Luca MARINI</b>	ITA	Honda HRC Castrol	HONDA	<b>2'04.964</b>	17 17	2.035 0.033	<b>331.6</b>
16	25 <b>Raul FERNANDEZ</b>	SPA	Trackhouse MotoGP Team	APRILIA	<b>2'05.113</b>	20 20	2.184 0.149	<b>333.7</b>
17	42 <b>Alex RINS</b>	SPA	Monster Energy Yamaha MotoGP Team	YAMAHA	<b>2'05.287</b>	16 16	2.358 0.174	<b>334.8</b>
18	23 <b>Enea BASTIANINI</b>	ITA	Red Bull KTM Tech3	KTM	<b>2'05.335</b>	19 19	2.406 0.048	<b>338.0</b>
19	7 <b>Augusto FERNANDEZ</b>	SPA	Prima Pramac Yamaha MotoGP	YAMAHA	<b>2'05.927</b>	18 18	2.998 0.592	<b>332.7</b>
20	5 <b>Johann ZARCO</b>	FRA	CASTROL Honda LCR	HONDA	<b>2'05.981</b>	13 15	3.052 0.054	<b>332.7</b>
21	35 <b>Somkiat CHANTRA</b>	THA	IDEMITSU Honda LCR	HONDA	<b>2'06.493</b>	18 18	3.564 0.512	<b>334.8</b>
22	32 <b>Lorenzo SAVADORI</b>	ITA	Aprilia Racing	APRILIA	<b>2'06.922</b>	18 18	3.993 0.429	<b>335.9</b>

Practice condition: **Dry**

Air: 21°

Humidity: 83%

Ground: 24°

<b>Fastest Lap:</b>	Lap: 16	<b>Marc MARQUEZ</b>	<b>2'02.929</b>	161.4 Km/h
<b>Best Race Lap:</b>	2024	<b>Maverick VIÑALES</b>	<b>2'02.575</b>	161.9 Km/h
<b>All-Time Lap Record:</b>	2024	<b>Maverick VIÑALES</b>	<b>2'00.864</b>	164.2 Km/h

The results are provisional until the end of the limit for protest and appeals.

Time limit for protest expires 60' after publication of the results - ..... Time: **Beth MILLER** **16:16**

These data/results cannot be reproduced, stored and/or transmitted in whole or in part by any manner of electronic, mechanical, photocopying, recording, broadcasting or otherwise now known or herein after developed without the previous express consent by the copyright owner, except for reproduction in daily press and regular printed publications on sale to the public within 60 days of the event related to those data/results and always provided that copyright symbol appears together as follows below.

© DORNA, 2025

Official MotoGP Timing by

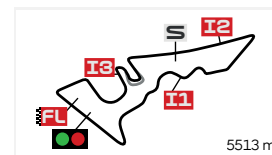
www.motogp.com

Austin, Friday, March 28, 2025

# TOP SPEED & AVERAGE

## RED BULL GRAND PRIX OF THE AMERICAS

### PRACTICE



Circuit Of The Americas

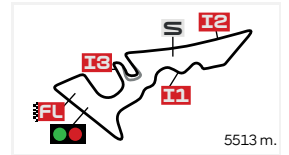
#	Rider	Nation	Motorcycle	Top 5 speeds					Average	Top
93	<b>Marc MARQUEZ</b>	SPA	DUCATI	341.3	340.2	339.1	336.9	336.9	338.6	<b>341.3</b>
33	<b>Brad BINDER</b>	RSA	KTM	339.1	339.1	339.1	338.0	338.0	338.7	<b>339.1</b>
63	<b>Francesco BAGNAIA</b>	ITA	DUCATI	339.1	339.1	339.1	338.0	338.0	338.4	<b>339.1</b>
21	<b>Franco MORBIDELLI</b>	ITA	DUCATI	338.0	338.0	335.9	335.9	334.8	336.5	<b>338.0</b>
23	<b>Enea BASTIANINI</b>	ITA	KTM	338.0	338.0	336.9	336.9	335.9	336.7	<b>338.0</b>
37	<b>Pedro ACOSTA</b>	SPA	KTM	338.0	338.0	336.9	336.9	336.9	337.3	<b>338.0</b>
79	<b>Ai OGURA</b>	JPN	APRILIA	338.0	338.0	338.0	336.9	336.9	337.5	<b>338.0</b>
49	<b>Fabio DI GIANNANTONIO</b>	ITA	DUCATI	336.9	335.9	335.9	335.9	335.9	336.0	<b>336.9</b>
12	<b>Maverick VIÑALES</b>	SPA	KTM	335.9	334.8	334.8	334.8	334.8	334.9	<b>335.9</b>
32	<b>Lorenzo SAVADORI</b>	ITA	APRILIA	335.9	330.6	330.6	330.6	326.5	330.8	<b>335.9</b>
72	<b>Marco BEZZECCHI</b>	ITA	APRILIA	335.9	334.8	334.8	333.7	333.7	334.6	<b>335.9</b>
73	<b>Alex MARQUEZ</b>	SPA	DUCATI	335.9	335.9	334.8	334.8	334.8	335.2	<b>335.9</b>
35	<b>Somkiat CHANTRA</b>	THA	HONDA	334.8	332.7	330.6	329.6	329.6	330.8	<b>334.8</b>
36	<b>Joan MIR</b>	SPA	HONDA	334.8	332.7	330.6	330.6	328.5	330.6	<b>334.8</b>
42	<b>Alex RINS</b>	SPA	YAMAHA	334.8	331.6	331.6	330.6	330.6	331.6	<b>334.8</b>
43	<b>Jack MILLER</b>	AUS	YAMAHA	334.8	332.7	332.7	332.7	331.6	332.5	<b>334.8</b>
54	<b>Fermin ALDEGUER</b>	SPA	DUCATI	334.8	333.7	333.7	333.7	333.7	333.9	<b>334.8</b>
25	<b>Raul FERNANDEZ</b>	SPA	APRILIA	333.7	333.7	333.7	333.7	332.7	333.5	<b>333.7</b>
5	<b>Johann ZARCO</b>	FRA	HONDA	332.7	330.6	330.6	330.6	329.6	330.5	<b>332.7</b>
7	<b>Augusto FERNANDEZ</b>	SPA	YAMAHA	332.7	332.7	331.6	330.6	330.6	331.6	<b>332.7</b>
10	<b>Luca MARINI</b>	ITA	HONDA	331.6	330.6	330.6	329.6	329.6	330.4	<b>331.6</b>
20	<b>Fabio QUARTARARO</b>	FRA	YAMAHA	331.6	330.6	330.6	330.6	330.6	330.8	<b>331.6</b>

These data/results cannot be reproduced, stored and/or transmitted in whole or in part by any manner of electronic, mechanical, photocopying, recording, broadcasting or otherwise now known or herein after developed without the previous express consent by the copyright owner, except for reproduction in daily press and regular printed publications on sale to the public within 60 days of the event related to those data/results and always provided that copyright symbol appears together as follows below.

© DORNA, 2025

Official MotoGP Timing by [www.motogp.com](http://www.motogp.com)

Austin, Friday, March 28, 2025



# CHRONOLOGICAL ANALYSIS OF PERFORMANCES

## RED BULL GRAND PRIX OF THE AMERICAS

### PRACTICE

Circuit Of The Americas

\* Lap / Sector time cancelled  
 P Crossing the finish line in pit lane  
 \*\* Tyre data subject to further updates

T1 Time from finish line to 1st intermediate  
 T2 Time from 1st intermed. to 2nd intermed.

T3 Time from 2nd intermed. to 3rd intermed.  
 T4 Time from 3rd intermediate to finish line

Lap	Lap Time	T1	T2	T3	T4	Speed	Lap	Lap Time	T1	T2	T3	T4	Speed	
<b>1st</b>	<b>93</b>	<b>Marc MARQUEZ</b>		DUCATI		SPA	9	10'41.509	41.253	35.165	34.962	33.096	312.0	
		Ducati Lenovo Team					10	<b>2'16.442</b>	39.102	33.323	33.358	30.659	330.6	
		Runs=3	Total laps=17	Full laps=12	Valid laps=12		11	<b>2'11.677</b>	37.656	32.009	32.121	29.891	334.8	
<i>Run #</i>	<i>1</i>	<i>Front Tyre</i>	<i>Wet-Medium</i>	<i>Rear Tyre</i>	<i>Wet-Soft</i>		12	<b>2'09.250</b>	36.850	31.702	31.473	29.225	335.9	
		7 Laps at start			12 Laps at start			13	<b>2'07.974</b>	36.265	31.511	31.256	28.942	335.9
1	2'40.571	40.699	34.272	34.307	31.686	312.0	14	<b>2'06.768</b>	36.004	30.883	30.926	28.955	334.8	
2	<b>2'26.877</b>	42.890	34.431	38.044	31.512	235.4	15	2'18.482 P	39.466	32.476	32.237	34.303	334.8	
3	<b>2'13.456</b>	37.831	32.304	32.502	30.819	330.6	<i>Run #</i>	<i>3</i>	<i>Front Tyre</i>	<i>Slick-Soft</i>	<i>Rear Tyre</i>	<i>Slick-Soft</i>		
4	<b>2'20.555</b>	40.122	33.601	34.510	32.322	303.9			New Tyre		New Tyre			
5	<b>2'13.411</b>	38.014	32.228	32.711	30.458	328.5	16	6'04.667	37.092	32.246	31.644	29.298	335.9	
6	2'33.804 P	42.725 *	36.661	36.919	37.499	266.3	17	<b>2'05.513</b>	35.542	30.766	30.591	28.614	335.9	
<i>Run #</i>	<i>2</i>	<i>Front Tyre</i>	<i>Slick-Soft</i>	<i>Rear Tyre</i>	<i>Slick-Soft</i>		18	<b>2'04.813</b>	35.295	30.614	30.487	28.417	335.9	
		New Tyre		New Tyre			19	2'13.010 P	36.227	31.679	31.688	33.416	335.9	
7	17'58.839	40.250	32.977	32.835	29.737	309.3	<i>Run #</i>	<i>4</i>	<i>Front Tyre</i>	<i>Slick-Soft</i>	<i>Rear Tyre</i>	<i>Slick-Soft</i>		
8	<b>2'08.327</b>	36.853	31.103	31.373	28.998	329.6			4 Laps at start		New Tyre			
9	<b>2'06.042</b>	35.862	30.571	30.946	28.663	341.3	20	3'09.707	35.989	31.536	31.087	28.806	335.9	
10	<b>2'05.145</b>	35.492	30.341	30.541	28.771	340.2	21	<b>2'03.665</b>	34.939	30.130	30.277	28.319	336.9	
11	2'15.263 P	36.986	31.833	32.015	34.429	334.8	<b>3rd</b>	<b>21</b>	<b>Franco MORBIDELLI</b>		DUCATI	ITA		
<i>Run #</i>	<i>3</i>	<i>Front Tyre</i>	<i>Slick-Soft</i>	<i>Rear Tyre</i>	<i>Slick-Soft</i>				Pertamina Enduro VR46 Racing Team					
		New Tyre		New Tyre					Runs=4	Total laps=21	Full laps=14	Valid laps=14		
12	10'23.361	39.182	31.551	31.279	29.127	335.9	<i>Run #</i>	<i>1</i>	<i>Front Tyre</i>	<i>Wet-Medium</i>	<i>Rear Tyre</i>	<i>Wet-Soft</i>		
13	<b>2'04.220</b>	35.540	30.162	30.308	28.210	336.9			16 Laps at start		16 Laps at start			
14	<b>2'10.185</b>	35.106	29.991	35.641	29.447	336.9	1	3'11.426	41.091	35.013	34.394	31.921	317.7	
15	<b>2'03.469</b>	35.028	29.931	30.238	28.272	339.1	2	<b>2'17.031</b>	38.730	32.803	34.384	31.114	326.5	
16	<b>2'02.929</b>	34.736	29.847	30.148	28.198	336.9	3	<b>2'15.762</b>	38.629	33.208	33.031	30.894	325.5	
17	<b>2'12.669</b>	37.122	32.535	33.900	29.112	281.2	4	<b>2'14.624</b>	38.078	32.799	33.117	30.630	325.5	
<b>2nd</b>	<b>49</b>	<b>Fabio DI GIANNANTONIO</b>		DUCATI		ITA	5	<b>2'13.708</b>	37.850	32.528	32.707	30.623	327.5	
		Pertamina Enduro VR46 Racing Team					6	<b>2'32.343</b>	45.540	37.465	38.308	31.030	228.3	
		Runs=4	Total laps=21	Full laps=14	Valid laps=13		7	<b>2'13.292</b>	37.772	32.391	32.671	30.458	327.5	
<i>Run #</i>	<i>1</i>	<i>Front Tyre</i>	<i>Wet-Soft</i>	<i>Rear Tyre</i>	<i>Wet-Soft</i>		8	2'33.659 P	42.538	38.382	36.899	35.840	277.5	
		14 Laps at start		14 Laps at start			<i>Run #</i>	<i>2</i>	<i>Front Tyre</i>	<i>Slick-Soft</i>	<i>Rear Tyre</i>	<i>Slick-Soft</i>		
1	2'42.207	40.988	34.773	34.237	32.132	325.5			New Tyre		New Tyre			
2	<b>2'26.158</b>	39.350	36.238	38.720	31.850	319.6	9	8'58.191	42.421	35.608	35.036	31.834	306.6	
3	<b>2'15.448</b>	38.464	32.794	32.917	31.273	330.6	10	<b>2'15.529</b>	39.429	32.932	32.958	30.210	329.6	
4	2'30.801 *	47.264 *	34.886	36.017	32.634	322.5	11	<b>2'12.285</b>	37.839	32.769	32.109	29.568	330.6	
5	<b>2'14.992</b>	38.234	32.757	32.837	31.164	328.5	12	<b>2'10.102</b>	37.240	31.776	31.789	29.297	331.6	
6	<b>2'42.414</b>	49.145	36.410	39.953	36.906	254.7	13	<b>2'12.024</b>	36.699	33.258	32.157	29.910	327.5	
7	<b>2'13.625</b>	37.866	32.264	32.485	31.010	330.6	14	<b>2'07.119</b>	36.411	30.919	31.055	28.734	332.7	
8	2'30.543 P	42.412	35.027	35.689	37.415	313.9	15	2'29.967 P	47.281	34.618	33.633	34.435	318.6	
<i>Run #</i>	<i>2</i>	<i>Front Tyre</i>	<i>Slick-Soft</i>	<i>Rear Tyre</i>	<i>Slick-Soft</i>		<i>Run #</i>	<i>3</i>	<i>Front Tyre</i>	<i>Slick-Medium</i>	<i>Rear Tyre</i>	<i>Slick-Soft</i>		
		New Tyre		New Tyre					New Tyre		New Tyre			
16	7'57.212	37.595	32.497	31.847	28.960	329.6	16	7'57.212	37.595	32.497	31.847	28.960	329.6	
<b>Fastest Lap:</b>	Marc MARQUEZ	SPA	Ducati Lenovo Team	<b>2'02.929</b>	34.736	29.847	30.148	28.198						

These data/results cannot be reproduced, stored and/or transmitted in whole or in part by any manner of electronic, mechanical, photocopying, recording, broadcasting or otherwise now known or herein after developed without the previous express consent by the copyright owner, except for reproduction in daily press and regular printed publications on sale to the public within 60 days of the event related to those data/results and always provided that copyright symbol appears together as follows below.

© DORNA, 2025

Official MotoGP Timing by

www.motogp.com

Austin, Friday, March 28, 2025

## Practice

## MotoGP™

Lap	Lap Time	T1	T2	T3	T4	Speed
17	<b>2'06.263</b>	35.948	30.770	30.904	28.641	334.8
18	<b>2'18.838</b>	35.332	30.312	42.297	30.897	335.9
19	2'08.416 P	35.344	30.561	30.421	32.090	338.0
Run #	4	Front Tyre	Slick-Medium	Rear Tyre	Slick-Soft	
		4 Laps at start			New Tyre	
20	3'05.860	35.484	30.478	30.621	28.332	335.9
21	<b>2'03.766</b>	35.090	29.955	30.299	28.422	338.0

**4th 73 Alex MARQUEZ** DUCATI SPA

BK8 Gresini Racing MotoGP

Runs=3 Total laps=19 Full laps=14 Valid laps=14

Run #	1	Front Tyre	Wet-Medium	Rear Tyre	Wet-Soft	
		13 Laps at start			13 Laps at start	
1	2'40.884	41.022	34.441	34.156	31.735	330.6
2	<b>2'15.430</b>	38.655	32.829	33.188	30.758	331.6
3	<b>2'14.663</b>	38.406	32.671	32.873	30.713	330.6
4	<b>2'14.558</b>	38.147	32.754	32.997	30.660	330.6
5	<b>2'25.496</b>	41.700	35.118	36.190	32.488	251.7
6	<b>2'13.384</b>	37.741	32.267	32.894	30.482	326.5
7	2'23.866 P	39.824 *	34.251	34.945	34.846	308.4

Run #	2	Front Tyre	Slick-Soft	Rear Tyre	Slick-Soft	
		New Tyre		New Tyre		
8	12'35.734	39.186	34.498	34.629	30.662	293.0
9	<b>2'11.381</b>	37.524	32.458	31.803	29.596	330.6
10	<b>2'10.736</b>	37.355	31.637	31.971	29.773	335.9
11	<b>2'07.999</b>	36.263	31.196	31.505	29.035	331.6
12	<b>2'06.846</b>	35.850	31.023	31.022	28.951	334.8
13	<b>2'05.913</b>	35.661	30.774	30.758	28.720	333.7
14	2'17.867 P	38.494	32.486	33.198	33.689	312.9

Run #	3	Front Tyre	Slick-Soft	Rear Tyre	Slick-Soft	
		New Tyre		New Tyre		
15	10'01.906	37.588	33.626	33.110	32.070	313.9
16	<b>2'05.243</b>	35.588	30.511	30.742	28.402	334.8
17	<b>2'07.983</b>	35.092	30.164	33.906	28.821	333.7
18	<b>2'04.069</b>	34.978	30.200	30.530	28.361	335.9
19	<b>2'03.811</b>	35.060	30.078	30.341	28.332	334.8

**5th 54 Fermin ALDEGUER** DUCATI SPA

BK8 Gresini Racing MotoGP

Runs=3 Total laps=17 Full laps=12 Valid laps=10

Run #	1	Front Tyre	Wet-Medium	Rear Tyre	Wet-Soft	
		5 Laps at start			15 Laps at start	
1	2'42.686	41.368	37.721	34.592	31.606	288.9
2	<b>2'15.977</b>	38.910	33.195	32.999	30.873	324.5
3	<b>2'21.493</b>	38.415	32.503	39.608	30.967	326.5
4	<b>2'13.904</b>	38.114	32.526	32.595	30.669	323.5
5	2'24.594 P	41.326	33.070	33.821	36.377	324.5

Run #	2	Front Tyre	Slick-Soft	Rear Tyre	Slick-Medium	
		New Tyre		New Tyre		
6	16'01.771	47.087	38.047	34.745	31.951	297.9
7	<b>2'15.902</b>	39.521	33.094	32.661	30.626	326.5
8	<b>2'09.683</b>	37.083	31.653	31.653	29.294	328.5
9	<b>2'08.693</b>	36.581	31.105	31.883	29.124	328.5
10	<b>2'07.383</b>	36.085	31.049	31.130	29.119	329.6
11	<b>2'06.139</b>	35.923	30.616	30.841	28.759	333.7
12	2'16.720 P	37.283 *	33.119	32.108	34.210	330.6

**Fastest Lap:** Marc MARQUEZ SPA Ducati Lenovo Team **2'02.929** 34.736 29.847 30.148 28.198

These data/results cannot be reproduced, stored and/or transmitted in whole or in part by any manner of electronic, mechanical, photocopying, recording, broadcasting or otherwise now known or herein after developed without the previous express consent by the copyright owner, except for reproduction in daily press and regular printed publications on sale to the public within 60 days of the event related to those data/results and always provided that copyright symbol appears together as follows below.

© DORNA, 2025

Official MotoGP Timing by  TISSOT

www.motogp.com

Austin, Friday, March 28, 2025

Page 2 of 7

Lap	Lap Time	T1	T2	T3	T4	Speed
Run #	3	Front Tyre	Slick-Soft	Rear Tyre	Slick-Soft	
		New Tyre			New Tyre	
13	12'17.193	39.665	32.280	31.407	28.955	332.7
14	<b>2'04.961</b>	35.678	30.277	30.566	28.440	333.7
15	2'05.128 *	35.043	30.153	30.549 *	29.383 *	334.8
16	<b>2'03.902</b>	34.996	29.978	30.486	28.442	333.7
17	2'17.948 *	42.165 *	33.506	32.160	30.117	333.7

**6th 43 Jack MILLER** YAMAHA AUS

Prima Pramac Yamaha MotoGP

Runs=4 Total laps=20 Full laps=13 Valid laps=11

Run #	1	Front Tyre	Wet-Medium	Rear Tyre	Wet-Medium	
		New Tyre			New Tyre	
1	2'25.807	39.240	33.991	33.306	31.354	325.5
2	2'21.952 *	41.145 *	33.734	35.451	31.622	326.5
3	<b>2'15.914</b>	39.011	33.255	32.996	30.652	327.5
4	<b>2'20.877</b>	44.310	32.845	33.002	30.720	331.6
5	<b>2'13.813</b>	38.089	32.351	32.657	30.716	326.5
6	2'25.405 P	42.784	33.599	33.649	35.373	322.5

Run #	2	Front Tyre	Slick-Soft	Rear Tyre	Slick-Soft	
		New Tyre		New Tyre		
7	7'11.103	41.090	34.077	33.190	30.900	309.3
8	<b>2'12.613</b>	38.251	32.023	32.277	30.062	327.5
9	<b>2'11.583</b>	37.701	31.587	32.535	29.760	328.5
10	<b>2'09.656</b>	37.350	31.642	31.299	29.365	328.5
11	2'18.557 P	40.357	31.805	32.322	34.073	332.7

Run #	3	Front Tyre	Slick-Soft	Rear Tyre	Slick-Soft	
		5 Laps at start				New Tyre
12	9'22.387	37.743	34.904	32.052	29.190	318.6
13	2'11.444 *	39.235 *	32.255	30.860	29.094	329.6
14	<b>2'05.736</b>	35.960	30.566	30.546	28.664	331.6
15	<b>2'05.115</b>	35.543	30.513	30.449	28.610	331.6
16	2'18.868 P	38.841	33.023	32.664	34.340	329.6

Run #	4	Front Tyre	Slick-Soft	Rear Tyre	Slick-Soft	
		New Tyre		New Tyre		
17	6'12.710	44.114	33.042	31.352	29.019	332.7
18	<b>2'05.092</b>	35.954	30.446	30.319	28.373	332.7
19	<b>2'03.953</b>	35.176	30.107	30.358	28.312	330.6
20	<b>2'07.313</b>	35.308	30.607	32.079	29.319	334.8

**7th 37 Pedro ACOSTA** KTM SPA

Red Bull KTM Factory Racing

Runs=4 Total laps=19 Full laps=12 Valid laps=11

Run #	1	Front Tyre	Wet-Medium	Rear Tyre	Wet-Soft	
		16 Laps at start			16 Laps at start	
1	2'31.152	38.409	35.435	32.882	30.877	330.6
2	<b>2'15.115</b>	38.314	32.589	33.537	30.675	331.6
3	2'20.710 *	40.680 *	35.933	33.236	30.861	331.6
4	<b>2'14.502</b>	38.806	32.473	32.635	30.588	328.5
5	2'21.401 P	40.484 *	33.765	32.807	34.345	332.7

Run #	2	Front Tyre	Wet-Medium	Rear Tyre	Wet-Medium	
		21 Laps at start				New Tyre
6	9'34.498	38.955	32.943	32.745	31.051	331.6
7	<b>2'13.438</b>	37.869	32.404	32.449	30.716	328.5
8	2'19.350 P	38.186	32.665	33.843	34.656	329.6

# Practice

# MotoGP™

Lap	Lap Time	T1	T2	T3	T4	Speed
Run # 3	Front Tyre	Slick-Soft	Rear Tyre	Slick-Soft		
		New Tyre		New Tyre		
9	4'36.506	40.890	35.917	33.502	31.175	313.9
10	<b>2'12.734</b>	38.526	32.209	32.242	29.757	333.7
11	<b>2'12.032</b>	37.705	33.405	31.521	29.401	336.9
12	<b>2'12.730</b>	40.072	31.335	31.585	29.738	333.7
13	<b>2'07.576</b>	36.542	30.894	31.096	29.044	334.8
14	<u>2'15.112</u> P	<u>35.544</u> *	<u>32.672</u>	<u>32.297</u>	<u>34.599</u>	<u>330.6</u>
Run # 4	Front Tyre	Slick-Soft	Rear Tyre	Slick-Soft		
		New Tyre		New Tyre		
15	<u>10'15.793</u>	38.170	31.158	30.889	28.988	336.9
16	<b>2'05.303</b>	35.743	30.401	30.647	28.512	336.9
17	<b>2'04.756</b>	35.238	<u>30.346</u>	30.575	28.597	335.9
18	<b>2'04.354</b>	<u>35.361</u>	<u>30.136</u>	<u>30.414</u>	<u>28.443</u>	<u>338.0</u>
19	<u>2'04.099</u>	<u>35.123</u>	<u>30.154</u>	<u>30.377</u>	<u>28.445</u>	<u>338.0</u>

Lap	Lap Time	T1	T2	T3	T4	Speed
Run # 2	Front Tyre	Wet-Medium	Rear Tyre	Wet-Medium		
		New Tyre		New Tyre		
3	<u>8'38.652</u>	40.183	34.466	33.281	31.206	323.5
4	<b>2'14.221</b>	38.110	32.877	32.491	30.743	325.5
5	<b>2'13.073</b>	37.528	32.538	32.500	30.507	326.5
6	<u>2'26.814</u> P	<u>39.921</u> *	<u>35.051</u>	<u>34.863</u>	<u>36.979</u>	<u>313.9</u>
Run # 3	Front Tyre	Slick-Soft	Rear Tyre	Slick-Soft		
		New Tyre		New Tyre		
7	<u>9'52.673</u>	39.018	33.638	33.834	30.820	308.4
8	<b>2'13.123</b>	38.172	32.878	31.636	30.437	328.5
9	<b>2'13.726</b>	37.565	32.122	32.819	31.220	327.5
10	<b>2'08.359</b>	36.638	31.224	31.151	29.346	328.5
11	<b>2'08.206</b>	36.167	31.407	31.500	29.132	328.5
12	<b>2'06.224</b>	35.893	30.609	30.798	28.924	330.6
13	<u>2'19.376</u> P	<u>38.899</u>	<u>33.098</u>	<u>32.519</u>	<u>34.860</u>	<u>324.5</u>

**8th 12** **Maverick VIÑALES** KTM SPA  
Red Bull KTM Tech3  
Runs=4 Total laps=19 Full laps=12 Valid laps=11

Run # 1	Front Tyre	Wet-Medium	Rear Tyre	Wet-Medium		
		New Tyre		New Tyre		
1	<u>5'18.519</u>	39.626	33.577	34.089	31.444	320.6
2	<b>2'15.619</b>	38.404	32.674	33.555	30.986	328.5
3	<b>2'15.900</b>	38.498	32.946	33.381	31.075	327.5
4	<b>2'15.428</b>	38.348	32.769	33.248	31.063	327.5
5	<u>2'28.522</u> P	<u>43.608</u>	<u>33.392</u>	<u>35.949</u>	<u>35.573</u>	<u>326.5</u>

Run # 2	Front Tyre	Wet-Medium	Rear Tyre	Wet-Medium		
		16 Laps at start		5 Laps at start		
6	<u>10'58.143</u>	37.893	32.952	33.540	31.216	326.5
7	<b>2'14.068</b>	38.110	32.404	32.838	30.716	329.6
8	<u>2'25.460</u> P	<u>40.001</u> *	<u>33.758</u>	<u>37.170</u>	<u>34.531</u>	<u>329.6</u>

Run # 3	Front Tyre	Slick-Soft	Rear Tyre	Slick-Soft		
		New Tyre		New Tyre		
9	<u>7'33.122</u>	39.613	34.443	35.189	31.309	308.4
10	<b>2'14.603</b>	38.890	32.243	32.885	30.585	325.5
11	<b>2'11.230</b>	37.764	31.450	32.091	29.925	329.6
12	<b>2'08.343</b>	36.626	31.068	31.470	29.179	334.8
13	<b>2'07.288</b>	36.278	30.755	31.188	29.067	334.8
14	<b>2'06.482</b>	35.951	30.577	31.005	28.949	334.8
15	<u>2'16.411</u> P	<u>38.074</u>	<u>31.557</u>	<u>32.886</u>	<u>33.894</u>	<u>334.8</u>

**9th 36** **Joan MIR** HONDA SPA  
Honda HRC Castrol  
Runs=4 Total laps=17 Full laps=10 Valid laps=10

Run # 1	Front Tyre	Wet-Soft	Rear Tyre	Wet-Soft		
		16 Laps at start		16 Laps at start		
1	<u>2'31.075</u>	39.253	34.386	33.481	31.353	322.5
2	<u>2'24.674</u> P	<u>40.564</u> *	<u>33.021</u>	<u>35.393</u>	<u>35.696</u>	<u>325.5</u>

Run # 4	Front Tyre	Slick-Soft	Rear Tyre	Slick-Soft		
		New Tyre		New Tyre		
14	<u>10'17.242</u>	36.040	31.564	30.943	28.943	327.5
15	<b>2'05.573</b>	35.422	30.601	30.858	28.692	330.6
16	<u>2'04.342</u>	35.321	<u>30.127</u>	<u>30.357</u>	<u>28.537</u>	<u>334.8</u>
17	<b>2'04.468</b>	<u>35.191</u>	30.219	30.465	28.593	332.7

**10th 63** **Francesco BAGNAIA** DUCATI ITA  
Ducati Lenovo Team  
Runs=3 Total laps=17 Full laps=12 Valid laps=11

Run # 1	Front Tyre	Wet-Medium	Rear Tyre	Wet-Soft		
		16 Laps at start		16 Laps at start		
1	<u>2'49.701</u>	40.309	35.166	33.899	31.241	324.5
2	<b>2'14.513</b>	38.429	32.542	32.809	30.733	331.6
3	<u>2'20.747</u> P	<u>38.177</u>	<u>32.660</u>	<u>35.837</u>	<u>34.073</u>	<u>329.6</u>

Run # 2	Front Tyre	Slick-Soft	Rear Tyre	Slick-Soft		
		New Tyre		New Tyre		
4	<u>20'32.333</u>	46.133	35.430	34.272	31.753	317.7
5	<b>2'15.144</b>	39.305	33.120	32.530	30.189	338.0
6	<b>2'11.305</b>	37.535	31.961	32.104	29.705	<u>339.1</u>
7	<b>2'08.808</b>	36.737	31.266	31.157	29.648	336.9
8	<b>2'07.624</b>	36.463	31.025	30.813	29.323	338.0
9	<b>2'06.756</b>	36.121	30.852	30.859	28.924	336.9
10	<b>2'12.316</b>	37.223	31.844	32.100	31.149	333.7
11	<u>2'19.645</u> P	<u>35.920</u>	<u>31.507</u>	<u>37.497</u>	<u>34.721</u>	<u>330.6</u>

Run # 3	Front Tyre	Slick-Soft	Rear Tyre	Slick-Soft		
		New Tyre		New Tyre		
12	<u>7'52.986</u>	37.631	31.787	31.148	29.166	338.0
13	<b>2'05.161</b>	35.615	30.402	30.430	28.714	338.0
14	<b>2'12.965</b>	35.389	30.338	36.583	30.655	338.0
15	<u>2'06.908</u> *	35.536	30.418	31.374 *	<u>29.580</u> *	339.1
16	<u>2'04.459</u>	35.416	<u>30.201</u>	30.377	<u>28.465</u>	336.9
17	<b>2'04.580</b>	<u>35.255</u>	30.349	<u>30.369</u>	28.607	339.1

**11th 20** **Fabio QUARTARARO** YAMAHA FRA  
Monster Energy Yamaha MotoGP Team  
Runs=3 Total laps=17 Full laps=12 Valid laps=12

Run # 1	Front Tyre	Wet-Medium	Rear Tyre	Wet-Soft		
		New Tyre		New Tyre		
1	<u>3'26.894</u>	39.811	34.966	34.302	32.649	322.5
2	<b>2'19.936</b>	39.969	33.939	33.907	32.121	321.5

**Fastest Lap:** Marc MARQUEZ SPA Ducati Lenovo Team **2'02.929** 34.736 29.847 30.148 28.198

These data/results cannot be reproduced, stored and/or transmitted in whole or in part by any manner of electronic, mechanical, photocopying, recording, broadcasting or otherwise now known or herein after developed without the previous express consent by the copyright owner, except for reproduction in daily press and regular printed publications on sale to the public within 60 days of the event related to those data/results and always provided that copyright symbol appears together as follows below.

© DORNA, 2025

Official MotoGP Timing by TISSOT

[www.motogp.com](http://www.motogp.com)

Austin, Friday, March 28, 2025



## Practice

MotoGP™

Lap	Lap Time	T1	T2	T3	T4	Speed
3	2'21.691 P	39.977	33.609	33.731	34.374	321.5
Run #	2	Front Tyre	Slick-Soft	Rear Tyre	Slick-Soft	
			New Tyre		New Tyre	
4	19'34.520	40.227	34.194	34.045	31.781	312.0
5	2'16.634	39.286	33.182	33.517	30.649	326.5
6	2'12.433	38.253	32.113	32.200	29.867	329.6
7	2'10.218	37.250	31.873	31.712	29.383	324.5
8	2'09.202	36.959	31.464	31.552	29.227	329.6
9	2'08.160	36.625	31.344	31.106	29.085	330.6
10	2'07.189	36.172	31.157	30.958	28.902	330.6
11	2'09.764	37.286	32.222	31.257	28.999	325.5
12	2'06.337	35.990	30.905	30.763	28.679	330.6
13	2'13.552 P	37.212	31.486	31.911	32.943	321.5
Run #	3	Front Tyre	Slick-Soft	Rear Tyre	Slick-Soft	
			New Tyre		New Tyre	
14	7'22.297	36.515	31.388	31.132	28.932	330.6
15	2'05.351	35.574	30.769	30.528	28.480	331.6
16	2'10.720	38.648	30.986	31.407	29.679	329.6
17	2'04.579	35.260	30.463	30.443	28.413	330.6

12th 33

Brad BINDER KTM RSA

Red Bull KTM Factory Racing

Runs=3 Total laps=19 Full laps=14 Valid laps=12

Run #	1	Front Tyre	Wet-Medium	Rear Tyre	Wet-Soft	
			15 Laps at start		15 Laps at start	
1	2'40.415	41.926	34.717	34.231	31.878	326.5
2	2'15.775	38.965	32.848	32.876	31.086	335.9
3	2'15.555	38.669	32.663	33.301	30.922	336.9
4	2'14.461	38.077	32.603	32.902	30.879	336.9
5	2'14.578	38.112	32.549	33.091	30.826	333.7
6	2'24.533 P	40.929	33.569	33.837	36.198	326.5
Run #	2	Front Tyre	Slick-Soft	Rear Tyre	Slick-Soft	
			New Tyre		New Tyre	
7	14'28.721	43.562	36.078	36.318	32.271	298.8
8	2'17.263	39.712	33.357	33.495	30.699	315.8
9	2'12.226	38.144	32.230	32.157	29.695	325.5
10	2'10.037	37.699	31.398	31.608	29.332	331.6
11	2'08.629	37.116	31.189	31.264	29.060	335.9
12	2'08.644	36.316	31.153	31.395	29.780	335.9
13	2'23.226 *	43.905 *	34.980	33.653	30.688	314.8
14	2'10.983 *	37.805 *	31.556	32.340	29.282	338.0
15	2'12.402 P	36.627	30.856	30.858	34.061	338.0
Run #	3	Front Tyre	Slick-Soft	Rear Tyre	Slick-Soft	
			New Tyre		New Tyre	
16	8'28.814	37.756	31.951	31.235	29.030	333.7
17	2'05.662	35.840	30.660	30.712	28.450	339.1
18	2'05.356	35.859	30.506	30.471	28.520	339.1
19	2'04.761	35.491	30.494	30.387	28.389	339.1

13th 72

Marco BEZZECCHI APRILIA ITA

Aprilia Racing

Runs=4 Total laps=21 Full laps=14 Valid laps=14

Run #	1	Front Tyre	Wet-Medium	Rear Tyre	Wet-Soft	
			5 Laps at start		5 Laps at start	
1	2'34.828	39.731	34.714	33.847	31.254	326.5
2	2'15.245	38.489	32.860	33.012	30.884	327.5

Lap	Lap Time	T1	T2	T3	T4	Speed
3	2'15.063	38.436	32.493	33.217	30.917	327.5
4	2'17.934	41.204	32.600	33.198	30.932	326.5
5	2'15.163	38.600	32.436	33.165	30.962	327.5
6	2'14.144	38.307	32.377	32.717	30.743	326.5
7	2'14.154	38.361	32.231	32.847	30.715	325.5
8	2'22.345 P	39.513	33.191	33.628	36.013	326.5
Run #	2	Front Tyre	Slick-Soft	Rear Tyre	Slick-Medium	
			New Tyre		New Tyre	
9	10'43.803	40.505	34.827	35.014	31.765	271.8
10	2'17.120	39.728	33.157	33.765	30.470	296.2
11	2'13.039	38.360	32.126	32.727	29.826	299.6
12	2'11.286	37.471	31.875	32.011	29.929	314.8
13	2'09.743	36.866	31.441	31.826	29.610	316.7
14	2'17.783 P	37.097	31.361	33.514	35.811	324.5

Run #	3	Front Tyre	Slick-Soft	Rear Tyre	Slick-Soft	
			New Tyre		New Tyre	
15	7'29.785	38.840	32.324	32.407	29.832	322.5
16	2'07.438	36.287	30.800	31.232	29.119	334.8
17	2'06.114	35.807	30.662	30.956	28.689	335.9
18	2'21.123 P	35.994 *	33.071	36.336	35.722	332.7
Run #	4	Front Tyre	Slick-Soft	Rear Tyre	Slick-Soft	
			4 Laps at start		New Tyre	
19	3'24.434	35.648	31.114	30.911	29.037	334.8
20	2'04.770	35.496	30.158	30.514	28.602	333.7
21	2'04.926	35.437	30.205	30.868	28.416	333.7

14th 79

Ai OGURA APRILIA JPN

Trackhouse MotoGP Team

Runs=3 Total laps=20 Full laps=15 Valid laps=15

Run #	1	Front Tyre	Wet-Medium	Rear Tyre	Wet-Soft	
			New Tyre		New Tyre	
1	3'00.332	43.221	36.363	38.513	33.685	325.5
2	2'24.625	41.125	35.087	35.521	32.892	329.6
3	2'22.298	41.192	34.259	34.372	32.475	326.5
4	2'20.471	40.353	33.888	33.661	32.569	326.5
5	2'21.949	40.433	33.442	35.313	32.761	327.5
6	2'18.859	40.091	33.156	33.483	32.129	327.5
7	2'30.429 P	44.427	33.769	33.859	38.374	314.8
Run #	2	Front Tyre	Slick-Soft	Rear Tyre	Slick-Soft	
			New Tyre		New Tyre	
8	11'33.170	43.561	36.961	35.213	32.777	299.6
9	2'18.731	40.962	33.515	33.190	31.064	322.5
10	2'16.288	39.395	32.874	32.830	31.189	329.6
11	2'12.246	37.930	32.284	31.984	30.048	330.6
12	2'10.055	37.253	31.551	31.501	29.750	333.7
13	2'08.933	37.055	31.291	31.273	29.314	336.9
14	2'07.652	36.558	31.025	30.949	29.120	336.9
15	2'22.688 P	38.316	35.501	34.265	34.606	254.1
Run #	3	Front Tyre	Slick-Soft	Rear Tyre	Slick-Soft	
			New Tyre		New Tyre	
16	7'41.308	35.881	32.244	31.232	29.074	338.0
17	2'10.042	36.008	31.044	34.120	28.870	338.0
18	2'04.931	35.324	30.432	30.694	28.481	334.8
19	2'06.741	36.781	30.646	30.599	28.715	336.9
20	2'05.862	35.995	30.641	30.561	28.665	338.0

Fastest Lap:

Marc MARQUEZ

SPA

Ducati Lenovo Team

2'02.929

34.736

29.847

30.148

28.198

These data/results cannot be reproduced, stored and/or transmitted in whole or in part by any manner of electronic, mechanical, photocopying, recording, broadcasting or otherwise now known or herein after developed without the previous express consent by the copyright owner, except for reproduction in daily press and regular printed publications on sale to the public within 60 days of the event related to those data/results and always provided that copyright symbol appears together as follows below.

© DORNA, 2025

Official MotoGP Timing by  TISSOT

www.motogp.com

Austin, Friday, March 28, 2025

Page 4 of 7

# Practice

# MotoGP™

Lap	Lap Time	T1	T2	T3	T4	Speed
<b>15th</b>	<b>10</b>	<b>Luca MARINI</b> Honda HRC Castrol			HONDA	ITA
Runs=4		Total laps=17		Full laps=10		Valid laps=10
Run #	1	Front Tyre	Wet-Medium	Rear Tyre	Wet-Soft	
		New Tyre		17 Laps at start		
1	2'33.984	39.595	34.690	33.260	31.393	327.5
2	<b>2'15.566</b>	38.475	33.204	32.836	31.051	329.6
3	<b>2'14.691</b>	38.146	32.735	32.883	30.927	331.6
4	2'29.324 P	42.876 *	33.361	37.126	35.961	323.5
Run #	2	Front Tyre	Slick-Soft	Rear Tyre	Slick-Soft	
		New Tyre		New Tyre		
5	9'56.949	45.688	37.971	37.179	34.819	282.0
6	<b>2'27.505</b>	43.593	35.469	35.339	33.104	297.1
7	<b>2'20.963</b>	40.359	33.997	34.704	31.903	301.3
8	<b>2'16.319</b>	39.154	32.997	33.168	31.000	319.6
9	2'21.776 P	38.695	32.478	33.205	37.398	324.5
Run #	3	Front Tyre	Slick-Soft	Rear Tyre	Slick-Soft	
		5 Laps at start		5 Laps at start		
10	6'14.212	40.511	34.540	33.958	30.769	303.9
11	<b>2'12.599</b>	37.785	32.504	32.554	29.756	304.8
12	<b>2'10.045</b>	37.014	31.560	31.807	29.664	324.5
13	2'22.702 P	39.928 *	33.612	33.839	35.323	295.4
Run #	4	Front Tyre	Slick-Soft	Rear Tyre	Slick-Soft	
		New Tyre		New Tyre		
14	11'53.494	35.466	32.138	31.876	29.490	325.5
15	<b>2'06.159</b>	35.978	30.649	30.891	28.641	330.6
16	<b>2'05.190</b>	35.445	30.415	30.785	28.545	329.6
17	<b>2'04.964</b>	35.202	30.359	30.575	28.828	330.6

<b>16th</b>	<b>25</b>	<b>Raul FERNANDEZ</b> Trackhouse MotoGP Team			APRILIA	SPA
Runs=4		Total laps=20		Full laps=13		Valid laps=11
Run #	1	Front Tyre	Wet-Medium	Rear Tyre	Wet-Medium	
		New Tyre		New Tyre		
1	3'14.166	39.917	34.808	33.798	31.816	325.5
2	<b>2'21.034</b>	38.911	33.706	36.723	31.694	327.5
3	<b>2'21.810</b>	39.891	35.176	34.734	32.009	324.5
4	2'29.858 P	40.767	36.925	35.152	37.014	317.7
Run #	2	Front Tyre	Wet-Medium	Rear Tyre	Wet-Soft	
		4 Laps at start		13 Laps at start		
5	9'13.316	40.117	34.224	33.756	31.712	327.5
6	<b>2'16.205</b>	38.618	32.955	33.390	31.242	327.5
7	2'22.109 P	38.643	32.688	36.375	34.403	325.5
Run #	3	Front Tyre	Slick-Soft	Rear Tyre	Slick-Soft	
		New Tyre		New Tyre		
8	7'29.380	42.939	36.515	36.461	32.704	289.7
9	<b>2'21.827</b>	41.182	34.585	34.745	31.315	311.1
10	<b>2'14.759</b>	38.893	32.735	32.981	30.150	317.7
11	<b>2'11.358</b>	37.883	31.802	32.069	29.604	325.5
12	<b>2'09.381</b>	37.091	31.193	31.739	29.358	327.5
13	2'18.319 P	36.601	31.352	33.441	36.925	328.5
Run #	4	Front Tyre	Slick-Soft	Rear Tyre	Slick-Soft	
		6 Laps at start		New Tyre		
14	6'10.378	38.670	32.686	32.917	29.781	321.5
15	<b>2'07.736</b>	36.647	30.922	31.106	29.061	330.6

<b>Fastest Lap:</b>	Marc MARQUEZ	SPA	Ducati Lenovo Team	<b>2'02.929</b>	34.736	29.847	30.148	28.198
---------------------	--------------	-----	--------------------	-----------------	--------	--------	--------	--------

Lap	Lap Time	T1	T2	T3	T4	Speed
16	<b>2'06.843</b>	35.974	30.542	31.419	28.908	332.7
17	<b>2'06.066</b>	35.862	30.545	30.983	28.676	333.7
18	2'06.606 *	35.407	30.453	31.086 *	29.660 *	333.7
19	2'10.125 *	37.924 *	31.715	31.494	28.992	333.7
20	<b>2'05.113</b>	35.401	30.377	30.695	28.640	333.7
<b>17th</b>	<b>42</b>	<b>Alex RINS</b> Monster Energy Yamaha MotoGP Team			YAMAHA	SPA
Runs=3		Total laps=16		Full laps=11		Valid laps=10
Run #	1	Front Tyre	Wet-Medium	Rear Tyre	Wet-Soft	
		14 Laps at start		14 Laps at start		
1	2'35.979	39.487	33.827	33.805	31.442	329.6
2	<b>2'16.452</b>	39.121	32.865	33.505	30.961	322.5
3	2'18.933 P	38.441	32.852	33.157	34.483	321.5
Run #	2	Front Tyre	Slick-Soft	Rear Tyre	Slick-Soft	
		New Tyre		New Tyre		
4	23'06.283	46.326	38.666	36.627	33.245	290.5
5	<b>2'19.261</b>	40.836	34.216	33.034	31.175	315.8
6	<b>2'14.487</b>	38.935	32.714	32.512	30.326	323.5
7	<b>2'12.759</b>	38.528	32.280	31.893	30.058	329.6
8	<b>2'10.944</b>	37.713	31.947	31.676	29.608	329.6
9	<b>2'09.113</b>	36.916	31.433	31.379	29.385	331.6
10	<b>2'12.421</b>	37.312	32.285	32.990	29.834	327.5
11	<b>2'08.056</b>	36.508	31.316	31.134	29.098	330.6
12	2'14.083 P	37.222 *	31.906	31.788	33.167	330.6
Run #	3	Front Tyre	Slick-Soft	Rear Tyre	Slick-Soft	
		New Tyre		New Tyre		
13	6'25.295	43.346	32.919	32.723	29.186	330.6
14	<b>2'05.953</b>	35.956	30.774	30.605	28.618	334.8
15	2'09.274 *	37.536 *	31.466	31.279	28.993	329.6
16	<b>2'05.287</b>	35.761	30.405	30.641	28.480	331.6

<b>18th</b>	<b>23</b>	<b>Enea BASTIANINI</b> Red Bull KTM Tech3			KTM	ITA
Runs=3		Total laps=19		Full laps=14		Valid laps=14
Run #	1	Front Tyre	Wet-Medium	Rear Tyre	Wet-Soft	
		14 Laps at start		14 Laps at start		
1	3'14.805	39.754	34.767	34.094	31.872	327.5
2	<b>2'17.103</b>	38.958	33.215	33.446	31.484	331.6
3	<b>2'15.467</b>	38.693	32.564	33.025	31.185	330.6
4	<b>2'14.912</b>	38.305	32.676	32.829	31.102	331.6
5	<b>2'14.687</b>	38.055	32.645	32.962	31.025	330.6
6	2'23.210 P	40.076	33.900	34.182	35.052	329.6
Run #	2	Front Tyre	Slick-Soft	Rear Tyre	Slick-Soft	
		New Tyre		New Tyre		
7	15'25.639	42.258	36.142	35.290	32.611	301.3
8	<b>2'19.244</b>	40.540	33.834	33.806	31.064	318.6
9	<b>2'16.821</b>	38.274	32.071	35.968	30.508	330.6
10	<b>2'12.041</b>	37.904	31.954	32.176	30.007	330.6
11	<b>2'19.099</b>	37.041	31.811	38.783	31.464	336.9
12	<b>2'10.658</b>	37.080	31.944	31.817	29.817	335.9
13	2'18.536 P	38.717	32.652	33.295	33.872	335.9
Run #	3	Front Tyre	Slick-Soft	Rear Tyre	Slick-Soft	
		New Tyre		New Tyre		
14	7'45.806	40.636	32.631	31.985	29.879	333.7
15	<b>2'11.728</b>	36.465	31.194	34.489	29.580	338.0

These data/results cannot be reproduced, stored and/or transmitted in whole or in part by any manner of electronic, mechanical, photocopying, recording, broadcasting or otherwise now known or herein after developed without the previous express consent by the copyright owner, except for reproduction in daily press and regular printed publications on sale to the public within 60 days of the event related to those data/results and always provided that copyright symbol appears together as follows below.

\* DORNA, 2025

Official MotoGP Timing by  TISSOT

www.motogp.com

Austin, Friday, March 28, 2025

# Practice

**MotoGP™**

Lap	Lap Time	T1	T2	T3	T4	Speed
16	<b>2'07.375</b>	36.021	30.934	31.160	29.260	338.0
17	<b>2'06.267</b>	35.938	30.680	30.723	28.926	336.9
18	<b>2'06.088</b>	35.722	30.647	30.743	28.976	335.9
19	<b>2'05.335</b>	35.523	30.375	30.617	28.820	335.9

Lap	Lap Time	T1	T2	T3	T4	Speed
15	6'50.147 unfinished	37.010	31.732	31.330	29.042	330.6
		35.390	30.322			330.6

**19th** **7** **Augusto FERNANDEZ** YAMAHA SPA  
Prima Pramac Yamaha MotoGP

Runs=3 Total laps=18 Full laps=13 Valid laps=12

Run #	1	Front Tyre	Wet-Medium	Rear Tyre	Wet-Soft	
		15 Laps at start		15 Laps at start		
1	2'36.960	42.385	36.108	34.534	34.551	320.6
2	<b>2'18.351</b>	39.867	33.831	33.273	31.380	326.5
3	<b>2'16.267</b>	38.658	33.046	33.536	31.027	328.5
4	<b>2'15.606</b>	38.679	32.880	33.012	31.035	328.5
5	2'28.393 P	42.174 *	34.597	34.849	36.773	300.5

Runs=4 Total laps=18 Full laps=11 Valid laps=10

Run #	2	Front Tyre	Slick-Soft	Rear Tyre	Slick-Soft	
		New Tyre		New Tyre		
6	16'54.932	46.669	36.693	36.107	33.120	291.3
7	<b>2'23.002</b>	43.123	35.305	33.643	30.931	311.1
8	<b>2'13.788</b>	39.132	32.675	32.183	29.798	330.6
9	<b>2'13.472</b>	38.872	32.779	31.978	29.843	328.5
10	<b>2'09.720</b>	37.245	31.641	31.492	29.342	329.6
11	2'09.731 *	36.827 *	31.631	31.766	29.507	330.6
12	<b>2'10.507</b>	37.102	31.556	31.929	29.920	332.7
13	<b>2'08.542</b>	36.698	31.248	31.257	29.339	332.7
14	<b>2'07.300</b>	36.357	30.855	31.064	29.024	331.6
15	2'17.347 P	36.259	33.487	33.000	34.601	325.5

Run #	3	Front Tyre	Slick-Soft	Rear Tyre	Slick-Soft	
		New Tyre		New Tyre		
16	7'36.639	43.355	32.151	36.047	29.237	329.6
17	<b>2'06.442</b>	36.137	30.745	30.721	28.839	329.6
18	<b>2'05.927</b>	35.772	30.515	30.778	28.862	329.6

**20th** **5** **Johann ZARCO** HONDA FRA  
CASTROL Honda LCR

Runs=3 Total laps=15 Full laps=10 Valid laps=9

Run #	1	Front Tyre	Wet-Medium	Rear Tyre	Wet-Soft	
		New Tyre		New Tyre		
1	2'27.713	40.786	34.938	33.804	31.203	325.5
2	<b>2'21.135</b>	38.180	32.405	35.910	34.640	323.5
3	<b>2'15.658</b>	38.174	32.855	33.657	30.972	324.5
4	2'40.972 *	48.714 *	39.742	39.400	33.116	206.0
5	<b>2'13.553</b>	37.753	32.410	32.787	30.603	325.5
6	2'31.139 P	40.091 *	36.820	36.969	37.259	281.2

Run #	2	Front Tyre	Slick-Soft	Rear Tyre	Slick-Soft	
		New Tyre		New Tyre		
7	18'16.376	41.742	34.904	32.785	30.214	326.5
8	<b>2'10.326</b>	37.603	31.500	31.738	29.485	325.5
9	<b>2'08.517</b>	36.829	31.261	31.256	29.171	329.6
10	<b>2'09.901</b>	36.819	31.812	31.885	29.385	324.5
11	<b>2'13.859</b>	41.459	31.492	31.370	29.538	329.6
12	<b>2'06.550</b>	36.066	30.771	30.920	28.793	332.7
13	<b>2'05.981</b>	35.847	30.543	30.863	28.728	330.6
14	2'23.764 P	41.074	33.742	33.476	35.472	329.6

Run #	3	Front Tyre	Slick-Soft	Rear Tyre	Slick-Soft	
		New Tyre		New Tyre		
15	11'27.372	47.252	32.497	31.959	29.370	326.5
16	<b>2'15.379</b>	37.060	35.446	33.507	29.366	325.5

**Fastest Lap:** Marc MARQUEZ SPA Ducati Lenovo Team **2'02.929** 34.736 29.847 30.148 28.198

**21st** **35** **Somkiat CHANTRA** HONDA THA  
IDEMITSU Honda LCR

Runs=4 Total laps=18 Full laps=11 Valid laps=10

Run #	1	Front Tyre	Wet-Medium	Rear Tyre	Wet-Medium	
		15 Laps at start		New Tyre		
1	2'38.087	41.373	34.300	35.295	32.238	328.5
2	<b>2'18.032</b>	39.879	33.577	33.171	31.405	329.6
3	2'35.937 P	44.555 *	42.626	33.924	34.832	325.5

Run #	2	Front Tyre	Wet-Medium	Rear Tyre	Wet-Medium	
		18 Laps at start		3 Laps at start		
4	10'07.248	38.314	33.699	33.503	31.289	323.5
5	<b>2'17.182</b>	39.232	33.109	33.480	31.361	324.5
6	<b>2'16.351</b>	38.853	33.164	33.205	31.129	324.5
7	<b>2'15.012</b>	38.639	32.765	32.778	30.830	325.5
8	2'19.134 P	38.761	33.080	32.921	34.372	326.5

Run #	3	Front Tyre	Slick-Soft	Rear Tyre	Slick-Soft	
		New Tyre		New Tyre		
9	8'47.773	39.892	36.278	34.066	32.438	293.0
10	<b>2'15.281</b>	38.107	32.088	31.940	33.146	325.5
11	<b>2'13.336</b>	39.793	31.846	31.792	29.905	329.6
12	<b>2'09.603</b>	37.186	31.359	31.393	29.665	329.6
13	<b>2'07.933</b>	36.720	30.930	31.222	29.061	330.6
14	2'15.492 P	36.714 *	33.204	31.764	33.810	328.5

Run #	4	Front Tyre	Slick-Soft	Rear Tyre	Slick-Soft	
		6 Laps at start		New Tyre		
15	7'48.268	42.014	33.294	31.534	29.257	332.7
16	<b>2'06.659</b>	36.266	30.677	30.793	28.923	334.8
17	2'09.351 *	34.482 *	31.014	31.121	32.734	329.6
18	<b>2'06.493</b>	36.089	30.689	30.877	28.838	329.6

**22nd** **32** **Lorenzo SAVADORI** APRILIA ITA  
Aprilia Racing

Runs=3 Total laps=18 Full laps=13 Valid laps=9

Run #	1	Front Tyre	Wet-Medium	Rear Tyre	Wet-Soft	
		15 Laps at start		15 Laps at start		
1	2'42.477	47.414	35.035	34.227	31.994	319.6
2	<b>2'17.745</b>	39.810	33.352	33.176	31.407	324.5
3	2'29.336 *	39.828 *	36.473	37.986	35.049	324.5
4	<b>2'33.026</b>	40.595	33.812	36.473	42.146	320.6
5	<b>2'17.387</b>	39.311	33.010	33.311	31.755	323.5
6	2'29.647 *	39.796 *	35.578	40.480	33.793	302.2
7	2'27.850 P	43.624	33.799	34.310	36.117	309.3

Run #	2	Front Tyre	Slick-Soft	Rear Tyre	Slick-Soft	
		New Tyre		New Tyre		
8	11'55.572	43.346	35.664	36.927	36.991	284.3
9	<b>2'17.502</b>	40.031	32.767	33.837	30.867	285.8
10	2'13.287 *	38.526	32.179 *	32.496	30.086	318.6
11	<b>2'11.000</b>	37.819	31.569	31.881	29.731	330.6
12	2'33.088 P	46.315	35.288	34.391	37.094	318.6

Run #	3	Front Tyre	Slick-Soft	Rear Tyre	Slick-Soft	
		New Tyre		New Tyre		
13	11'27.372	47.252	32.497	31.959	29.370	326.5
14	<b>2'15.379</b>	37.060	35.446	33.507	29.366	325.5

These data/results cannot be reproduced, stored and/or transmitted in whole or in part by any manner of electronic, mechanical, photocopying, recording, broadcasting or otherwise now known or herein after developed without the previous express consent by the copyright owner, except for reproduction in daily press and regular printed publications on sale to the public within 60 days of the event related to those data/results and always provided that copyright symbol appears together as follows below.

\* DORNA, 2025

Official MotoGP Timing by TISSOT

www.motogp.com

Austin, Friday, March 28, 2025





## Practice

MotoGP™

Lap	Lap Time	T1	T2	T3	T4	Speed	Lap	Lap Time	T1	T2	T3	T4	Speed
15	<b>2'14.446</b>	36.491	30.884	34.482	32.589	330.6							
16	<b>2'07.085</b>	36.443	30.696	31.079	28.867	335.9							
17	2'25.520 *	37.201 *	41.383	32.342	34.594	325.5							
18	<b>2'06.922</b>	36.354	30.677	30.967	28.924	330.6							

<b>Fastest Lap:</b>	Marc MARQUEZ	SPA	Ducati Lenovo Team	<b>2'02.929</b>	34.736	29.847	30.148	28.198
---------------------	--------------	-----	--------------------	-----------------	--------	--------	--------	--------

These data/results cannot be reproduced, stored and/or transmitted in whole or in part by any manner of electronic, mechanical, photocopying, recording, broadcasting or otherwise now known or herein after developed without the previous express consent by the copyright owner, except for reproduction in daily press and regular printed publications on sale to the public within 60 days of the event related to those data/results and always provided that copyright symbol appears together as follows below.

© DORNA, 2025

Official MotoGP Timing by  TISSOT

www.motogp.com

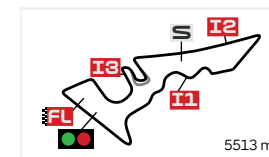
Austin, Friday, March 28, 2025

Page 7 of 7



# BEST PARTIAL TIMES

## RED BULL GRAND PRIX OF THE AMERICAS PRACTICE



Circuit Of The Americas

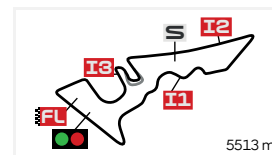
*IT* Ideal Lap Time, sum of the best partial times

*BT* Best Lap Time

Pos	T1		T2		T3		T4		Pos	IT		BT	
	Rider	Time	Rider	Time	Rider	Time	Rider	Time		Rider	Time		
1	M.MARQUEZ	34.736	M.MARQUEZ	29.847	M.MARQUEZ	30.148	M.MARQUEZ	28.198	1	M.MARQUEZ	2'02.929	2'02.929	(1)
2	<b>F.DI GIANNANT</b>	<b>34.939</b>	<b>F.MORBIDELLI</b>	<b>29.955</b>	<b>F.DI GIANNANT</b>	<b>30.277</b>	<b>J.MILLER</b>	<b>28.312</b>	2	F.DI GIANNANTONI	2'03.665	2'03.665	(2)
3	A.MARQUEZ	34.978	F.ALDEGUER	29.978	F.MORBIDELLI	30.299	F.DI GIANNANT	28.319	3	F.MORBIDELLI	2'03.676	2'03.766	(3)
4	<b>F.ALDEGUER</b>	<b>34.996</b>	<b>A.MARQUEZ</b>	<b>30.078</b>	<b>J.MILLER</b>	<b>30.319</b>	<b>F.MORBIDELLI</b>	<b>28.332</b>	4	A.MARQUEZ	2'03.729	2'03.811	(4)
5	F.MORBIDELLI	35.090	J.MILLER	30.107	A.MARQUEZ	30.341	A.MARQUEZ	28.332	5	F.ALDEGUER	2'03.900	2'03.902	(5)
6	<b>M.VIÑALES</b>	<b>35.112</b>	<b>J.MIR</b>	<b>30.127</b>	<b>J.MIR</b>	<b>30.357</b>	<b>B.BINDER</b>	<b>28.389</b>	6	J.MILLER	2'03.914	2'03.953	(6)
7	P.ACOSTA	35.123	M.VIÑALES	30.130	F.BAGNAIA	30.369	F.QUARTARARO	28.413	7	P.ACOSTA	2'04.079	2'04.099	(7)
8	<b>J.MILLER</b>	<b>35.176</b>	<b>F.DI GIANNANT</b>	<b>30.130</b>	<b>P.ACOSTA</b>	<b>30.377</b>	<b>M.BEZZECCHI</b>	<b>28.416</b>	8	J.MIR	2'04.212	2'04.342	(9)
9	J.MIR	35.191	P.ACOSTA	30.136	B.BINDER	30.387	F.ALDEGUER	28.440	9	M.VIÑALES	2'04.261	2'04.261	(8)
10	<b>L.MARINI</b>	<b>35.202</b>	<b>M.BEZZECCHI</b>	<b>30.158</b>	<b>F.QUARTARARO</b>	<b>30.443</b>	<b>M.VIÑALES</b>	<b>28.443</b>	10	F.BAGNAIA	2'04.290	2'04.459	(10)
11	F.BAGNAIA	35.255	F.BAGNAIA	30.201	F.ALDEGUER	30.486	P.ACOSTA	28.443	11	M.BEZZECCHI	2'04.525	2'04.770	(13)
12	<b>F.QUARTARARO</b>	<b>35.260</b>	<b>J.ZARCO</b>	<b>30.322</b>	<b>M.BEZZECCHI</b>	<b>30.514</b>	<b>F.BAGNAIA</b>	<b>28.465</b>	12	F.QUARTARARO	2'04.579	2'04.579	(11)
13	A.OGURA	35.324	L.MARINI	30.359	A.OGURA	30.561	A.RINS	28.480	13	L.MARINI	2'04.681	2'04.964	(15)
14	<b>J.ZARCO</b>	<b>35.390</b>	<b>E.BASTIANINI</b>	<b>30.375</b>	<b>L.MARINI</b>	<b>30.575</b>	<b>A.OGURA</b>	<b>28.481</b>	14	B.BINDER	2'04.761	2'04.761	(12)
15	R.FERNANDEZ	35.401	R.FERNANDEZ	30.377	M.VIÑALES	30.576	J.MIR	28.537	15	A.OGURA	2'04.798	2'04.931	(14)
16	<b>M.BEZZECCHI</b>	<b>35.437</b>	<b>A.RINS</b>	<b>30.405</b>	<b>A.RINS</b>	<b>30.605</b>	<b>L.MARINI</b>	<b>28.545</b>	16	R.FERNANDEZ	2'05.113	2'05.113	(16)
17	B.BINDER	35.491	A.OGURA	30.432	E.BASTIANINI	30.617	R.FERNANDEZ	28.640	17	A.RINS	2'05.251	2'05.287	(17)
18	<b>E.BASTIANINI</b>	<b>35.523</b>	<b>F.QUARTARARO</b>	<b>30.463</b>	<b>R.FERNANDEZ</b>	<b>30.695</b>	<b>J.ZARCO</b>	<b>28.728</b>	18	J.ZARCO	2'05.303	2'05.981	(20)
19	A.RINS	35.761	B.BINDER	30.494	A.FERNANDEZ	30.721	E.BASTIANINI	28.820	19	E.BASTIANINI	2'05.335	2'05.335	(18)
20	<b>A.FERNANDEZ</b>	<b>35.772</b>	<b>A.FERNANDEZ</b>	<b>30.515</b>	<b>S.CHANTRA</b>	<b>30.793</b>	<b>S.CHANTRA</b>	<b>28.838</b>	20	A.FERNANDEZ	2'05.847	2'05.927	(19)
21	S.CHANTRA	36.089	L.SAVADORI	30.677	J.ZARCO	30.863	A.FERNANDEZ	28.839	21	S.CHANTRA	2'06.397	2'06.493	(21)
22	<b>L.SAVADORI</b>	<b>36.354</b>	<b>S.CHANTRA</b>	<b>30.677</b>	<b>L.SAVADORI</b>	<b>30.967</b>	<b>L.SAVADORI</b>	<b>28.867</b>	22	L.SAVADORI	2'06.865	2'06.922	(22)

These data/results cannot be reproduced, stored and/or transmitted in whole or in part by any manner of electronic, mechanical, photocopying, recording, broadcasting or otherwise now known or herein after developed without the previous express consent by the copyright owner, except for reproduction in daily press and regular printed publications on sale to the public within 60 days of the event related to those data/results and always provided that copyright symbol appears together as follows below.

© DORNA, 2025



Circuit Of The Americas

# FASTEST LAPS SEQUENCE

## RED BULL GRAND PRIX OF THE AMERICAS

### PRACTICE

Practice Time	#	Rider	Nation	Motorcycle	Time	Km/h	Rider's Lap
<b>4'46.267</b>	37	<b>Pedro ACOSTA</b>	SPA	KTM	<b>2'15.115</b>	146.8	2
<b>5'04.214</b>	63	<b>Francesco BAGNAIA</b>	ITA	DUCATI	<b>2'14.513</b>	147.5	2
<b>7'20.904</b>	93	<b>Marc MARQUEZ</b>	SPA	DUCATI	<b>2'13.456</b>	148.7	3
<b>11'54.870</b>	93	<b>Marc MARQUEZ</b>	SPA	DUCATI	<b>2'13.411</b>	148.7	5
<b>14'04.415</b>	73	<b>Alex MARQUEZ</b>	SPA	DUCATI	<b>2'13.384</b>	148.7	6
<b>16'58.186</b>	21	<b>Franco MORBIDELLI</b>	ITA	DUCATI	<b>2'13.292</b>	148.8	7
<b>18'01.695</b>	36	<b>Joan MIR</b>	SPA	HONDA	<b>2'13.073</b>	149.1	5
<b>23'27.484</b>	43	<b>Jack MILLER</b>	AUS	YAMAHA	<b>2'12.613</b>	149.6	8
<b>25'39.067</b>	43	<b>Jack MILLER</b>	AUS	YAMAHA	<b>2'11.583</b>	150.8	9
<b>27'48.723</b>	43	<b>Jack MILLER</b>	AUS	YAMAHA	<b>2'09.656</b>	153.0	10
<b>34'32.551</b>	63	<b>Francesco BAGNAIA</b>	ITA	DUCATI	<b>2'08.808</b>	154.0	7
<b>34'34.703</b>	54	<b>Fermin ALDEGUER</b>	SPA	DUCATI	<b>2'08.693</b>	154.2	9
<b>34'35.840</b>	93	<b>Marc MARQUEZ</b>	SPA	DUCATI	<b>2'08.327</b>	154.6	8
<b>35'34.131</b>	73	<b>Alex MARQUEZ</b>	SPA	DUCATI	<b>2'07.999</b>	155.0	11
<b>36'40.175</b>	63	<b>Francesco BAGNAIA</b>	ITA	DUCATI	<b>2'07.624</b>	155.5	8
<b>36'41.882</b>	93	<b>Marc MARQUEZ</b>	SPA	DUCATI	<b>2'06.042</b>	157.4	9
<b>38'47.027</b>	93	<b>Marc MARQUEZ</b>	SPA	DUCATI	<b>2'05.145</b>	158.5	10
<b>45'51.962</b>	43	<b>Jack MILLER</b>	AUS	YAMAHA	<b>2'05.115</b>	158.6	15
<b>53'29.871</b>	93	<b>Marc MARQUEZ</b>	SPA	DUCATI	<b>2'04.220</b>	159.7	13
<b>57'43.525</b>	93	<b>Marc MARQUEZ</b>	SPA	DUCATI	<b>2'03.469</b>	160.7	15
<b>59'46.454</b>	93	<b>Marc MARQUEZ</b>	SPA	DUCATI	<b>2'02.929</b>	161.4	16

These data/results cannot be reproduced, stored and/or transmitted in whole or in part by any manner of electronic, mechanical, photocopying, recording, broadcasting or otherwise now known or herein after developed without the previous express consent by the copyright owner, except for reproduction in daily press and regular printed publications on sale to the public within 60 days of the event related to those data/results and always provided that copyright symbol appears together as follows below.

© DORNA, 2025

Official MotoGP Timing by [www.motogp.com](http://www.motogp.com)

Austin, Friday, March 28, 2025