

Circuit Of The Americas

CLASSIFICATION

RED BULL GRAND PRIX OF THE AMERICAS

FREE PRACTICE NR. 2

#	Rider	Nation	Team	Motorcycle	Time	Lap Total	Gap	T. Speed
1	93 Marc MARQUEZ	SPA	Ducati Lenovo Team	DUCATI	2'02.113	10 12		339.1
2	73 Alex MARQUEZ	SPA	BK8 Gresini Racing MotoGP	DUCATI	2'02.553	11 11	0.440 0.440	336.9
3	12 Maverick VIÑALES	SPA	Red Bull KTM Tech3	KTM	2'02.656	11 11	0.543 0.103	339.1
4	36 Joan MIR	SPA	Honda HRC Castrol	HONDA	2'02.690	11 11	0.577 0.034	328.5
5	63 Francesco BAGNAIA	ITA	Ducati Lenovo Team	DUCATI	2'02.860	12 12	0.747 0.170	340.2
6	10 Luca MARINI	ITA	Honda HRC Castrol	HONDA	2'02.888	10 11	0.775 0.028	330.6
7	20 Fabio QUARTARARO	FRA	Monster Energy Yamaha MotoGP Team	YAMAHA	2'02.945	11 11	0.832 0.057	325.5
8	49 Fabio DI GIANNANTONIO	ITA	Pertamina Enduro VR46 Racing Team	DUCATI	2'02.965	10 12	0.852 0.020	333.7
9	21 Franco MORBIDELLI	ITA	Pertamina Enduro VR46 Racing Team	DUCATI	2'02.988	6 13	0.875 0.023	332.7
10	37 Pedro ACOSTA	SPA	Red Bull KTM Factory Racing	KTM	2'03.147	9 12	1.034 0.159	335.9
11	72 Marco BEZZECCHI	ITA	Aprilia Racing	APRILIA	2'03.200	10 12	1.087 0.053	336.9
12	54 Fermin ALDEGUER	SPA	BK8 Gresini Racing MotoGP	DUCATI	2'03.208	9 11	1.095 0.008	332.7
13	43 Jack MILLER	AUS	Prima Pramac Yamaha MotoGP	YAMAHA	2'03.446	5 11	1.333 0.238	334.8
14	5 Johann ZARCO	FRA	CASTROL Honda LCR	HONDA	2'03.463	11 12	1.350 0.017	328.5
15	25 Raul FERNANDEZ	SPA	Trackhouse MotoGP Team	APRILIA	2'03.562	8 11	1.449 0.099	330.6
16	23 Enea BASTIANINI	ITA	Red Bull KTM Tech3	KTM	2'03.650	12 12	1.537 0.088	335.9
17	79 Ai OGURA	JPN	Trackhouse MotoGP Team	APRILIA	2'03.679	9 10	1.566 0.029	332.7
18	33 Brad BINDER	RSA	Red Bull KTM Factory Racing	KTM	2'03.713	11 12	1.600 0.034	341.3
19	42 Alex RINS	SPA	Monster Energy Yamaha MotoGP Team	YAMAHA	2'04.153	8 9	2.040 0.440	334.8
20	7 Augusto FERNANDEZ	SPA	Prima Pramac Yamaha MotoGP	YAMAHA	2'04.989	10 11	2.876 0.836	328.5
21	35 Somkiat CHANTRA	THA	IDEMITSU Honda LCR	HONDA	2'05.392	10 11	3.279 0.403	326.5
22	32 Lorenzo SAVADORI	ITA	Aprilia Racing	APRILIA	2'05.917	10 11	3.804 0.525	328.5

Practice condition: **Dry**

Fastest Lap:	Lap: 10	Marc MARQUEZ	2'02.113	162.5 Km/h
Best Race Lap:	2024	Maverick VIÑALES	2'02.575	161.9 Km/h
All-Time Lap Record:	2024	Maverick VIÑALES	2'00.864	164.2 Km/h

The results are provisional until the end of the limit for protest and appeals.

Time limit for protest expires 60' after publication of the results - Time: **Beth MILLER** **10:56**

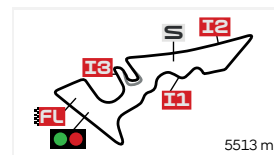
These data/results cannot be reproduced, stored and/or transmitted in whole or in part by any manner of electronic, mechanical, photocopying, recording, broadcasting or otherwise now known or herein after developed without the previous express consent by the copyright owner, except for reproduction in daily press and regular printed publications on sale to the public within 60 days of the event related to those data/results and always provided that copyright symbol appears together as follows below.

© DORNA, 2025

Official MotoGP Timing by

www.motogp.com

Austin, Saturday, March 29, 2025



Circuit Of The Americas

TOP SPEED & AVERAGE

RED BULL GRAND PRIX OF THE AMERICAS

FREE PRACTICE NR. 2

#	Rider	Nation	Motorcycle	Top 5 speeds					Average	Top
33	Brad BINDER	RSA	KTM	341.3	336.9	336.9	336.9	336.9	337.8	341.3
63	Francesco BAGNAIA	ITA	DUCATI	340.2	336.9	335.9	333.7	333.7	335.7	340.2
12	Maverick VIÑALES	SPA	KTM	339.1	336.9	333.7	332.7	331.6	333.9	339.1
93	Marc MARQUEZ	SPA	DUCATI	339.1	335.9	334.8	333.7	333.7	334.9	339.1
72	Marco BEZZECCHI	ITA	APRILIA	336.9	334.8	333.7	333.7	333.7	334.6	336.9
73	Alex MARQUEZ	SPA	DUCATI	336.9	333.7	332.7	331.6	330.6	332.2	336.9
23	Enea BASTIANINI	ITA	KTM	335.9	335.9	335.9	334.8	334.8	335.4	335.9
37	Pedro ACOSTA	SPA	KTM	335.9	335.9	334.8	333.7	333.7	334.8	335.9
42	Alex RINS	SPA	YAMAHA	334.8	329.6	327.5	326.5	324.5	328.6	334.8
43	Jack MILLER	AUS	YAMAHA	334.8	333.7	333.7	331.6	329.6	332.7	334.8
49	Fabio DI GIANNANTONIO	ITA	DUCATI	333.7	333.7	333.7	333.7	333.7	333.7	333.7
21	Franco MORBIDELLI	ITA	DUCATI	332.7	331.6	331.6	331.6	331.6	331.8	332.7
54	Fermin ALDEGUER	SPA	DUCATI	332.7	331.6	331.6	330.6	328.5	330.1	332.7
79	Ai OGURA	JPN	APRILIA	332.7	332.7	332.7	331.6	331.6	332.0	332.7
10	Luca MARINI	ITA	HONDA	330.6	330.6	328.5	328.5	327.5	329.1	330.6
25	Raul FERNANDEZ	SPA	APRILIA	330.6	330.6	329.6	329.6	329.6	330.0	330.6
5	Johann ZARCO	FRA	HONDA	328.5	327.5	327.5	327.5	327.5	327.7	328.5
7	Augusto FERNANDEZ	SPA	YAMAHA	328.5	328.5	327.5	325.5	324.5	326.5	328.5
32	Lorenzo SAVADORI	ITA	APRILIA	328.5	328.5	328.5	327.5	327.5	328.1	328.5
36	Joan MIR	SPA	HONDA	328.5	328.5	328.5	327.5	327.5	328.1	328.5
35	Somkiat CHANTRA	THA	HONDA	326.5	326.5	326.5	326.5	325.5	326.0	326.5
20	Fabio QUARTARARO	FRA	YAMAHA	325.5	325.5	325.5	325.5	324.5	324.9	325.5

These data/results cannot be reproduced, stored and/or transmitted in whole or in part by any manner of electronic, mechanical, photocopying, recording, broadcasting or otherwise now known or herein after developed without the previous express consent by the copyright owner, except for reproduction in daily press and regular printed publications on sale to the public within 60 days of the event related to those data/results and always provided that copyright symbol appears together as follows below.

© DORNA, 2025

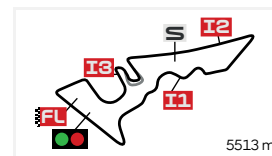
Official MotoGP Timing by www.motogp.com

Austin, Saturday, March 29, 2025

CHRONOLOGICAL ANALYSIS OF PERFORMANCES

RED BULL GRAND PRIX OF THE AMERICAS

FREE PRACTICE NR. 2



Circuit Of The Americas

* Lap / Sector time cancelled

P Crossing the finish line in pit lane

** Tyre data subject to further updates

T1 Time from finish line to 1st intermediate

T2 Time from 1st intermed. to 2nd intermed.

T3 Time from 2nd intermed. to 3rd intermed.

T4 Time from 3rd intermediate to finish line

Lap	Lap Time	T1	T2	T3	T4	Speed	Lap	Lap Time	T1	T2	T3	T4	Speed
1st	93	Marc MARQUEZ		DUCATI	SPA								
		Ducati Lenovo Team											
		Runs=2	Total laps=12	Full laps=9	Valid laps=9								
Run #	1	Front Tyre	Slick-Medium	Rear Tyre	Slick-Medium		Run #	1	Front Tyre	Slick-Medium	Rear Tyre	Slick-Soft	
		New Tyre		New Tyre					New Tyre		New Tyre		
1	2'23.945	37.945	31.994	32.900	30.823	307.5	1	2'52.915	37.044	32.014	31.883	29.280	329.6
2	2'04.614	35.649	30.221	30.497	28.247	339.1	2	2'05.970	36.182	30.450	30.898	28.440	331.6
3	2'04.177	35.364	29.956	30.441	28.416	335.9	3	2'04.413 *	35.278 *	30.160	30.746	28.229	339.1
4	2'02.552	34.585	29.752	30.075	28.140	331.6	4	2'03.603	34.805	30.067	30.420	28.311	336.9
5	2'02.345	34.492	29.719	30.028	28.106	332.7	5	2'03.739	34.900	29.981	30.584	28.274	331.6
6	2'15.075 P	37.408 *	33.376	31.531	32.760	334.8	6	2'03.599	34.885	30.029	30.416	28.269	332.7
Run #	2	Front Tyre	Slick-Medium	Rear Tyre	Slick-Medium		Run #	2	Front Tyre	Slick-Medium	Rear Tyre	Slick-Medium	
		6 Laps at start		6 Laps at start					7 Laps at start		New Tyre		
7	8'00.778	37.236	31.930	32.113	28.928	297.1	8	9'32.091	35.062	30.369	30.753	28.316	330.6
8	2'04.128	35.156	30.102	30.460	28.410	332.7	9	2'02.881	34.694	29.852	30.197	28.138	331.6
9	2'04.987	36.173	29.862	30.706	28.246	333.7	10	2'06.322	36.086	30.433	31.646	28.157	330.6
10	2'02.113	34.548	29.674	29.935	27.956	333.7	11	2'02.656	34.514	29.852	30.312	27.978	333.7
11	2'02.751	34.513	29.896	30.118	28.224	333.7							
12	2'02.335	34.533	29.622	30.005	28.175	333.7							
2nd	73	Alex MARQUEZ		DUCATI	SPA								
		BK8 Gresini Racing MotoGP											
		Runs=2	Total laps=11	Full laps=8	Valid laps=7								
Run #	1	Front Tyre	Slick-Medium	Rear Tyre	Slick-Medium		Run #	1	Front Tyre	Slick-Medium	Rear Tyre	Slick-Medium	
		New Tyre		New Tyre					New Tyre		New Tyre		
1	2'24.217	37.485	32.008	32.875	30.856	301.3	1	2'34.321	37.727	32.383	31.875	29.153	326.5
2	2'05.270 *	35.631	30.325 *	30.939	28.375	336.9	2	2'04.779	35.596	30.413	30.416	28.354	327.5
3	2'03.505	34.949	29.962	30.347	28.247	332.7	3	2'03.491	35.124	30.053	30.077	28.237	328.5
4	2'04.362	34.986	29.896	30.939	28.541	329.6	4	2'03.128	34.867	30.026	30.126	28.109	328.5
5	2'03.487	34.752	29.827	30.511	28.397	333.7	5	2'02.828	34.555	29.934	30.158	28.181	328.5
6	2'10.403 P	34.784	29.912	31.685	34.022	330.6	6	2'20.228 P	39.653 *	32.958	32.812	34.805	317.7
Run #	2	Front Tyre	Slick-Medium	Rear Tyre	Slick-Soft		Run #	2	Front Tyre	Slick-Medium	Rear Tyre	Slick-Soft	
		6 Laps at start		7 Laps at start					6 Laps at start		4 Laps at start		
7	9'17.002	36.041	31.186	31.899	28.943	295.4	7	9'23.251	35.091	31.108	33.068	28.761	325.5
8	2'03.411	34.732	30.049	30.382	28.248	330.6	8	2'03.475	34.961	30.115	30.205	28.194	326.5
9	2'02.577	34.523	29.828	30.094	28.132	331.6	9	2'02.951	34.681	30.139	29.988	28.143	326.5
10	2'02.937	34.649	29.977	30.276	28.035	330.6	10	2'02.795	34.600	29.980	30.016	28.199	327.5
11	2'02.553	34.432	29.893	30.262	27.966	330.6	11	2'02.690	34.511	29.950	30.012	28.217	326.5
3rd	12	Maverick VIÑALES		KTM	SPA								
		Red Bull KTM Tech3											
		Runs=2	Total laps=11	Full laps=8	Valid laps=7								
Run #	1	Front Tyre	Slick-Medium	Rear Tyre	Slick-Soft		Run #	1	Front Tyre	Slick-Medium	Rear Tyre	Slick-Soft	
		New Tyre		New Tyre					New Tyre		New Tyre		
1	2'53.901	36.520	31.612	31.794	29.044	333.7	1	2'53.901	36.520	31.612	31.794	29.044	333.7
2	2'04.791	35.462	30.337	30.444	28.548	340.2	2	2'04.791	35.462	30.337	30.444	28.548	340.2
3	2'04.324 *	35.327 *	30.220	30.331	28.446	336.9	3	2'04.324 *	35.327 *	30.220	30.331	28.446	336.9
4th	36	Joan MIR		HONDA	SPA								
		Honda HRC Castrol											
		Runs=2	Total laps=11	Full laps=8	Valid laps=8								
Run #	1	Front Tyre	Slick-Medium	Rear Tyre	Slick-Medium		Run #	1	Front Tyre	Slick-Medium	Rear Tyre	Slick-Medium	
		New Tyre		New Tyre					New Tyre		New Tyre		
1	2'34.321	37.727	32.383	31.875	29.153	326.5	1	2'34.321	37.727	32.383	31.875	29.153	326.5
2	2'04.779	35.596	30.413	30.416	28.354	327.5	2	2'04.779	35.596	30.413	30.416	28.354	327.5
3	2'03.491	35.124	30.053	30.077	28.237	328.5	3	2'03.491	35.124	30.053	30.077	28.237	328.5
4	2'03.128	34.867	30.026	30.126	28.109	328.5	4	2'03.128	34.867	30.026	30.126	28.109	328.5
5	2'02.828	34.555	29.934	30.158	28.181	328.5	5	2'02.828	34.555	29.934	30.158	28.181	328.5
6	2'20.228 P	39.653 *	32.958	32.812	34.805	317.7	6	2'20.228 P	39.653 *	32.958	32.812	34.805	317.7
Run #	2	Front Tyre	Slick-Medium	Rear Tyre	Slick-Soft		Run #	2	Front Tyre	Slick-Medium	Rear Tyre	Slick-Soft	
		6 Laps at start		4 Laps at start					6 Laps at start		4 Laps at start		
7	9'23.251	35.091	31.108	33.068	28.761	325.5	7	9'23.251	35.091	31.108	33.068	28.761	325.5
8	2'03.475	34.961	30.115	30.205	28.194	326.5	8	2'03.475	34.961	30.115	30.205	28.194	326.5
9	2'02.951	34.681	30.139	29.988	28.143	326.5	9	2'02.951	34.681	30.139	29.988	28.143	326.5
10	2'02.795	34.600	29.980	30.016	28.199	327.5	10	2'02.795	34.600	29.980	30.016	28.199	327.5
11	2'02.690	34.511	29.950	30.012	28.217	326.5	11	2'02.690	34.511	29.950	30.012	28.217	326.5
5th	63	Francesco BAGNAIA		DUCATI	ITA								
		Ducati Lenovo Team											
		Runs=2	Total laps=12	Full laps=9	Valid laps=6								
Run #	1	Front Tyre	Slick-Medium	Rear Tyre	Slick-Soft		Run #	1	Front Tyre	Slick-Medium	Rear Tyre	Slick-Soft	
		New Tyre		New Tyre					New Tyre		New Tyre		
1	2'53.901	36.520	31.612	31.794	29.044	333.7	1	2'53.901	36.520	31.612	31.794	29.044	333.7
2	2'04.791	35.462	30.337	30.444	28.548	340.2	2	2'04.791	35.462	30.337	30.444	28.548	340.2
3	2'04.324 *	35.327 *	30.220	30.331	28.446	336.9	3	2'04.324 *	35.327 *	30.220	30.331	28.446	336.9
Fastest Lap:	Marc MARQUEZ	SPA	Ducati Lenovo Team	2'02.113	34.548	29.674	29.935	27.956					

These data/results cannot be reproduced, stored and/or transmitted in whole or in part by any manner of electronic, mechanical, photocopying, recording, broadcasting or otherwise now known or herein after developed without the previous express consent by the copyright owner, except for reproduction in daily press and regular printed publications on sale to the public within 60 days of the event related to those data/results and always provided that copyright symbol appears together as follows below.

© DORNA, 2025

Official MotoGP Timing by

www.motogp.com

Austin, Saturday, March 29, 2025

Free Practice Nr. 2

MotoGP™

Lap	Lap Time	T1	T2	T3	T4	Speed
4	2'03.563	34.921	30.080	30.286	28.276	335.9
5	2'09.105 *	38.843 *	31.032	30.577	28.653	332.7
6	2'11.782 P	34.844	31.755	32.093	33.090	314.8
Run #	2	Front Tyre	Slick-Medium	Rear Tyre	Slick-Soft	
		6 Laps at start		6 Laps at start		
7	7'56.435	39.075	30.976	30.965	28.476	330.6
8	2'03.442	34.946	30.017	30.189	28.290	332.7
9	2'03.245	34.813	29.964	30.146	28.322	332.7
10	2'08.090 *	35.098	33.692 *	30.898	28.402	330.6
11	2'04.667	34.951	29.962	30.365	29.389	333.7
12	2'02.860	34.600	29.864	30.168	28.228	333.7

6th **10** **Luca MARINI** HONDA ITA
Honda HRC Castrol

Runs=2 Total laps=11 Full laps=7 Valid laps=7

Run #	1	Front Tyre	Slick-Medium	Rear Tyre	Slick-Soft	
		New Tyre		4 Laps at start		
1	2'38.100	38.203	34.249	32.057	34.289	322.5
2	2'05.798	35.622	30.756	30.965	28.455	330.6
3	2'04.754	35.261	30.344	30.775	28.374	328.5
4	2'04.386	34.991	30.577	30.419	28.399	326.5
5	2'03.859	34.834	30.142	30.508	28.375	327.5
6	2'14.217 P	37.975 *	31.910	31.293	33.039	323.5

Run #	2	Front Tyre	Slick-Medium	Rear Tyre	Slick-Medium	
		6 Laps at start		New Tyre		
7	7'03.971	37.133	32.384	30.935	28.427	328.5
8	2'03.373	34.740	30.019	30.442	28.172	330.6
9	2'02.951	34.648	29.935	30.276	28.092	325.5
10	2'02.888	34.629	29.877	30.215	28.167	326.5
11	2'17.661 P	37.804 *	32.466	32.693	34.698	320.6

7th **20** **Fabio QUARTARARO** YAMAHA FRA
Monster Energy Yamaha MotoGP Team

Runs=2 Total laps=11 Full laps=8 Valid laps=7

Run #	1	Front Tyre	Slick-Medium	Rear Tyre	Slick-Medium	
		New Tyre		New Tyre		
1	3'11.910	37.126	32.180	31.518	29.133	322.5
2	2'04.749	35.541	30.426	30.511	28.271	325.5
3	2'03.735 *	35.230 *	30.034	30.259	28.212	324.5
4	2'03.518	35.042	30.114	30.132	28.230	325.5
5	2'03.479	34.884	30.033	30.407	28.155	324.5
6	2'03.290	34.861	29.923	30.264	28.242	324.5
7	2'16.350 P	40.234	31.225	31.976	32.915	325.5

Run #	2	Front Tyre	Slick-Medium	Rear Tyre	Slick-Soft	
		7 Laps at start		4 Laps at start		
8	8'07.518	35.879	30.912	30.981	28.878	323.5
9	2'03.266	34.895	29.997	30.134	28.240	324.5
10	2'03.430	35.022	29.940	30.209	28.259	324.5
11	2'02.945	34.736	29.924	30.100	28.185	325.5

8th **49** **Fabio DI GIANNANTONIO** DUCATI ITA
Pertamina Enduro VR46 Racing Team

Runs=2 Total laps=12 Full laps=9 Valid laps=9

Run #	1	Front Tyre	Slick-Medium	Rear Tyre	Slick-Medium	
		New Tyre		New Tyre		
1	2'37.953	37.776	32.231	32.697	29.393	327.5

Fastest Lap: Marc MARQUEZ SPA Ducati Lenovo Team **2'02.113** 34.548 29.674 29.935 27.956

These data/results cannot be reproduced, stored and/or transmitted in whole or in part by any manner of electronic, mechanical, photocopying, recording, broadcasting or otherwise now known or herein after developed without the previous express consent by the copyright owner, except for reproduction in daily press and regular printed publications on sale to the public within 60 days of the event related to those data/results and always provided that copyright symbol appears together as follows below.

© DORNA, 2025

Official MotoGP Timing by TISSOT

www.motogp.com

Austin, Saturday, March 29, 2025

Page 2 of 5



Lap	Lap Time	T1	T2	T3	T4	Speed
2	2'05.679	35.415	30.813	30.905	28.546	333.7
3	2'04.560	35.257	30.253	30.603	28.447	332.7
4	2'03.316	34.775	29.986	30.296	28.259	332.7
5	2'10.213	35.007	30.069	36.376	28.761	332.7
6	2'08.934 P	34.763	30.283	30.096	33.792	333.7
Run #	2	Front Tyre	Slick-Medium	Rear Tyre	Slick-Soft	
		6 Laps at start		7 Laps at start		
7	7'52.368	36.345	31.181	31.625	28.714	326.5
8	2'03.308	34.861	30.023	30.188	28.236	333.7
9	2'09.349	34.601	29.933	36.266	28.549	333.7
10	2'02.965	34.557	29.909	30.214	28.285	333.7
11	2'11.162	34.636	30.026	37.523	28.977	333.7
12	2'04.581	34.628	31.437	30.202	28.314	333.7

9th **21** **Franco MORBIDELLI** DUCATI ITA
Pertamina Enduro VR46 Racing Team

Runs=2 Total laps=13 Full laps=10 Valid laps=9

Run #	1	Front Tyre	Slick-Medium	Rear Tyre	Slick-Medium	
		6 Laps at start		New Tyre		
1	2'43.153	39.460	33.508	33.281	29.575	322.5
2	2'06.197	35.700	30.678	31.202	28.617	330.6
3	2'04.657 *	35.200 *	30.552 *	30.502	28.403	331.6
4	2'03.819	34.968	30.176	30.348	28.327	331.6
5	2'12.320	34.965	36.600	32.231	28.524	297.1
6	2'02.988	34.682	29.942	30.223	28.141	331.6
7	2'15.478 P	39.958	31.853	30.937	32.730	329.6

Run #	2	Front Tyre	Slick-Medium	Rear Tyre	Slick-Medium	
		13 Laps at start		7 Laps at start		
8	5'58.405	44.012	31.893	31.678	28.651	322.5
9	2'04.139	35.000	30.096	30.424	28.619	332.7
10	2'03.448	34.870	29.987	30.296	28.295	331.6
11	2'03.144	34.871	29.857	30.232	28.184	331.6
12	2'17.236	43.136	34.576	31.093	28.431	326.5
13	2'07.203	34.647	29.826	30.091	32.639	331.6

10th **37** **Pedro ACOSTA** KTM SPA
Red Bull KTM Factory Racing

Runs=2 Total laps=12 Full laps=8 Valid laps=7

Run #	1	Front Tyre	Slick-Medium	Rear Tyre	Slick-Medium	
		New Tyre		New Tyre		
1	2'22.788	36.677	32.135	33.567	32.404	325.5
2	2'05.511	35.891	30.280	30.766	28.574	331.6
3	2'04.543	35.359	29.945	30.549	28.690	332.7
4	2'04.447	34.885	30.218	30.736	28.608	335.9
5	2'03.823	34.951	30.015	30.424	28.433	335.9
6	2'10.073 P	34.888	29.978	31.774	33.433	334.8

Run #	2	Front Tyre	Slick-Medium	Rear Tyre	Slick-Medium	
		6 Laps at start		6 Laps at start		
7	7'39.965	37.420	31.036	31.445	28.544	333.7
8	2'03.285	34.816	29.852	30.364	28.253	332.7
9	2'03.147	34.673	29.862	30.368	28.244	333.7
10	2'09.579 *	37.736 *	30.906	31.672	29.265	332.7
11	2'03.327	34.760	29.845	30.347	28.375	332.7
12	2'17.103 P	38.436 *	31.741	32.687	34.239	323.5

Free Practice Nr. 2

MotoGP™

Lap	Lap Time	T1	T2	T3	T4	Speed
11th	72	Marco BEZZECCHI		APRILIA	ITA	
		Aprilia Racing				
		Runs=2	Total laps=12	Full laps=8	Valid laps=8	
Run #	1	Front Tyre	Slick-Medium	Rear Tyre	Slick-Soft	
		New Tyre		4 Laps at start		
1	2'22.358	37.919	32.383	33.141	29.772	328.5
2	2'11.672	41.451	30.398	31.255	28.568	333.7
3	2'04.831	35.243	29.875	30.822	28.891	336.9
4	2'04.052	35.068	30.020	30.479	28.485	332.7
5	2'03.668	35.038	29.993	30.318	28.319	331.6
6	2'12.132 P	37.432	30.778 *	30.868	33.054	331.6
Run #	2	Front Tyre	Slick-Medium	Rear Tyre	Slick-Soft	
		6 Laps at start		3 Laps at start		
7	6'58.198 *	36.121	30.920 *	31.327	28.804	329.6
8	2'03.515	35.060	29.882	30.260	28.313	333.7
9	2'03.250	34.806	29.825	30.254	28.365	334.8
10	2'03.200	34.926	29.846	30.122	28.306	333.7
11	2'03.267	34.957	29.881	30.190	28.239	332.7
12	2'13.053 P	35.647	31.173	31.640	34.593	331.6

12th	54	Fermin ALDEGUER		DUCATI	SPA	
		BK8 Gresini Racing MotoGP				
		Runs=2	Total laps=11	Full laps=8	Valid laps=7	
Run #	1	Front Tyre	Slick-Soft	Rear Tyre	Slick-Medium	
		5 Laps at start		7 Laps at start		
1	2'23.247	37.466	31.807	32.505	29.551	327.5
2	2'05.801	35.766	30.542	31.015	28.478	328.5
3	2'05.113 *	35.188	30.248	30.807	28.870 *	331.6
4	2'03.735	34.867	29.997	30.409	28.462	331.6
5	2'04.497	34.800	30.100	30.385	29.212	332.7
6	2'20.882 P	40.151 *	34.106	32.880	33.745	330.6
Run #	2	Front Tyre	Slick-Medium	Rear Tyre	Slick-Soft	
		New Tyre		New Tyre		
7	9'46.892	37.091	31.115	31.152	28.650	316.7
8	2'04.073	35.035	30.261	30.406	28.371	328.5
9	2'03.208	34.673	29.900	30.325	28.310	328.5
10	2'12.385	34.681	30.037	38.692	28.975	327.5
11	2'06.291	34.829	30.224	30.867	30.371	328.5

13th	43	Jack MILLER		YAMAHA	AUS	
		Prima Pramac Yamaha MotoGP				
		Runs=2	Total laps=11	Full laps=7	Valid laps=7	
Run #	1	Front Tyre	Slick-Medium	Rear Tyre	Slick-Medium	
		New Tyre		New Tyre		
1	2'24.876	36.327	31.814	31.595	30.358	327.5
2	2'05.290	35.800	30.170	30.998	28.322	333.7
3	2'04.332	35.237	30.171	30.460	28.464	333.7
4	2'03.723	35.078	29.939	30.307	28.399	331.6
5	2'03.446	34.919	29.909	30.347	28.271	334.8
6	2'13.550 P	34.870	30.105	32.071	36.504	329.6
Run #	2	Front Tyre	Slick-Medium	Rear Tyre	Slick-Soft	
		6 Laps at start		4 Laps at start		
7	10'13.685	35.427	31.666	32.334	32.484	325.5
8	2'03.704	34.994	30.346	30.230	28.134	328.5
9	2'03.650	34.893	30.081	30.412	28.264	325.5

Lap	Lap Time	T1	T2	T3	T4	Speed
10	2'06.452	34.741	30.076	31.707	29.928	326.5
11	2'24.475 P	39.739 *	34.739	34.882	35.115	314.8
14th	5	Johann ZARCO		HONDA	FRA	
		CASTROL Honda LCR				
		Runs=2	Total laps=12	Full laps=8	Valid laps=8	
Run #	1	Front Tyre	Slick-Medium	Rear Tyre	Slick-Soft	
		New Tyre		1 Laps at start		
1	2'17.991	38.023	32.580	32.293	29.144	323.5
2	2'05.804	35.746	30.395	31.029	28.634	327.5
3	2'04.908	35.382	30.292	30.566	28.668	327.5
4	2'07.580	37.366	31.155	30.628	28.431	323.5
5	2'04.424	35.196	30.261	30.489	28.478	328.5
6	2'16.499 P	40.224 *	31.275	31.343	33.657	327.5
Run #	2	Front Tyre	Slick-Medium	Rear Tyre	Slick-Medium	
		6 Laps at start		New Tyre		
7	8'12.932	36.236	31.632	31.012	28.726	322.5
8	2'05.214	35.964	30.326	30.519	28.405	325.5
9	2'03.967	35.028	30.133	30.481	28.325	326.5
10	2'03.604	34.909	30.164	30.268	28.263	326.5
11	2'03.463	34.792	30.075	30.333	28.263	327.5
12	2'23.271 P	39.302 *	33.271	34.383	36.315	326.5

15th	25	Raul FERNANDEZ		APRILIA	SPA	
		Trackhouse MotoGP Team				
		Runs=2	Total laps=11	Full laps=7	Valid laps=6	
Run #	1	Front Tyre	Slick-Medium	Rear Tyre	Slick-Medium	
		New Tyre		New Tyre		
1	3'01.519	36.805	32.044	31.625	29.244	328.5
2	2'05.852	35.954	30.434	30.866	28.598	328.5
3	2'05.103 *	35.674 *	30.350	30.729	28.350	328.5
4	2'03.891	35.088	29.924	30.529	28.350	329.6
5	2'13.882 P	36.687	31.246	31.305	34.644	326.5
Run #	2	Front Tyre	Slick-Medium	Rear Tyre	Slick-Soft	
		5 Laps at start		New Tyre		
6	8'55.808	36.151	30.691	31.692	28.699	330.6
7	2'03.965	35.029	30.100	30.476	28.360	330.6
8	2'03.562	34.867	30.001	30.430	28.264	328.5
9	2'15.284	40.663	32.548	32.994	29.079	324.5
10	2'04.020	35.106	30.094	30.504	28.316	329.6
11	2'09.915 P	34.716	29.982	30.440	34.777	329.6

16th	23	Enea BASTIANINI		KTM	ITA	
		Red Bull KTM Tech3				
		Runs=2	Total laps=12	Full laps=9	Valid laps=8	
Run #	1	Front Tyre	Slick-Medium	Rear Tyre	Slick-Medium	
		New Tyre		New Tyre		
1	2'35.211	38.261	32.857	32.175	29.270	332.7
2	2'06.332	35.983	30.808	30.886	28.655	334.8
3	2'08.324 *	38.048 *	30.724	30.787	28.765	335.9
4	2'04.109	34.979	30.240	30.438	28.452	335.9
5	2'03.974	35.020	30.171	30.338	28.445	334.8
6	2'13.865 P	37.545	31.758	31.110	33.452	332.7
Run #	2	Front Tyre	Slick-Medium	Rear Tyre	Slick-Medium	
		6 Laps at start		6 Laps at start		
7	8'15.781	35.113	31.594	30.848	28.863	334.8

Fastest Lap:	Marc MARQUEZ	SPA	Ducati Lenovo Team	2'02.113	34.548	29.674	29.935	27.956
---------------------	--------------	-----	--------------------	-----------------	--------	--------	--------	--------

These data/results cannot be reproduced, stored and/or transmitted in whole or in part by any manner of electronic, mechanical, photocopying, recording, broadcasting or otherwise now known or herein after developed without the previous express consent by the copyright owner, except for reproduction in daily press and regular printed publications on sale to the public within 60 days of the event related to those data/results and always provided that copyright symbol appears together as follows below.

© DORNA, 2025

Official MotoGP Timing by TISSOT

www.motogp.com

Austin, Saturday, March 29, 2025



Free Practice Nr. 2

MotoGP™

Lap	Lap Time	T1	T2	T3	T4	Speed
8	2'04.008	35.055	30.096	30.493	28.364	335.9
9	2'03.724	34.818	30.043	30.459	28.404	333.7
10	2'12.649	35.383	36.086	31.463	29.717	319.6
11	2'07.954	35.080	31.940	32.118	28.816	315.8
12	2'03.650	34.936	30.093	30.311	28.310	332.7

17th 79 Ai OGURA APRILIA JPN
Trackhouse MotoGP Team

Runs=2 Total laps=10 Full laps=6 Valid laps=8

Run #	1	Front Tyre	Slick-Medium	Rear Tyre	Slick-Soft	Speed
			New Tyre		5 Laps at start	
1	2'35.717	37.402	32.653	32.184	29.167	330.6
2	2'05.521	35.739	30.462	30.716	28.604	331.6

unfinished

Run #	2	Front Tyre	Slick-Soft	Rear Tyre	Slick-Soft	Speed
			8 Laps at start		8 Laps at start	
3	2'09.783 *	37.662 *	31.909	31.205	29.007	329.6
4	2'07.355	35.647	31.210	31.557	28.941	331.6
5	2'05.134	35.533	30.277	30.718	28.606	332.7
6	2'04.543	35.231	30.342	30.426	28.544	331.6
7	2'06.048	35.359	30.461	30.952	29.276	331.6
8	2'03.715	35.167	30.011	30.295	28.242	332.7
9	2'03.679	35.006	30.059	30.292	28.322	331.6
10	2'17.460 P	38.251	31.379	32.114	35.716	332.7

18th 33 Brad BINDER KTM RSA
Red Bull KTM Factory Racing

Runs=2 Total laps=12 Full laps=8 Valid laps=7

Run #	1	Front Tyre	Slick-Medium	Rear Tyre	Slick-Medium	Speed
			New Tyre		New Tyre	
1	2'22.456	37.353	32.503	32.515	31.091	331.6
2	2'07.163	36.521	30.945	30.923	28.774	336.9
3	2'04.673	35.581	30.063	30.594	28.435	336.9
4	2'04.344	35.532	29.879	30.617	28.316	341.3
5	2'03.993	34.999	30.223	30.400	28.371	336.9
6	2'11.170 P	36.954	30.437	30.668	33.111	335.9

Run #	2	Front Tyre	Slick-Medium	Rear Tyre	Slick-Medium	Speed
			6 Laps at start		6 Laps at start	
7	8'09.554	36.104	31.110	31.729	28.580	335.9
8	2'04.130	35.236	30.136	30.453	28.305	335.9
9	2'06.280 *	37.320 *	30.151	30.509	28.300	336.9
10	2'03.872	34.891	30.062	30.530	28.389	335.9
11	2'03.713	34.871	30.005	30.283	28.554	335.9
12	2'21.349 P	41.379 *	34.557	32.163	33.250	309.3

19th 42 Alex RINS YAMAHA SPA
Monster Energy Yamaha MotoGP Team

Runs=2 Total laps=9 Full laps=5 Valid laps=5

Run #	1	Front Tyre	Slick-Medium	Rear Tyre	Slick-Soft	Speed
			New Tyre		4 Laps at start	
1	2'26.442	36.625	31.996	31.692	29.245	324.5
2	2'05.836	35.593	30.452	31.149	28.642	329.6
3	2'04.656	35.050	30.374	30.873	28.359	327.5
4	2'04.258	35.135	30.211	30.536	28.376	326.5
5	2'13.229 P	37.842	31.296	31.346	32.745	334.8

Lap	Lap Time	T1	T2	T3	T4	Speed
Run #	2	Front Tyre	Slick-Medium	Rear Tyre	Slick-Medium	
			5 Laps at start		New Tyre	
6	7'29.295	36.129	31.413	31.058	28.867	322.5
7	2'07.752	35.775	30.736	31.269	29.972	322.5
8	2'04.153	35.147	30.026	30.650	28.330	323.5
9	2'11.693 P	35.234	32.057	31.639	32.763	321.5

20th 7 Augusto FERNANDEZ YAMAHA SPA
Prima Pramac Yamaha MotoGP

Runs=2 Total laps=11 Full laps=7 Valid laps=7

Run #	1	Front Tyre	Slick-Medium	Rear Tyre	Slick-Soft	Speed
			New Tyre		10 Laps at start	
1	2'25.180	39.131	32.420	33.573	31.237	303.1
2	2'07.409	36.102	30.678	31.396	29.233	328.5
3	2'06.458	35.532	30.761	30.900	29.265	327.5
4	2'10.661 P	35.595	30.582	30.794	33.690	328.5

Run #	2	Front Tyre	Slick-Medium	Rear Tyre	Slick-Soft	Speed
			4 Laps at start		3 Laps at start	
5	6'12.753	38.474	32.495	31.938	29.586	323.5
6	2'06.244	35.843	30.503	30.993	28.905	324.5
7	2'05.921	35.932	30.274	30.815	28.900	323.5
8	2'10.215	37.888	31.375	32.140	28.812	312.9
9	2'08.487	35.414	30.445	33.613	29.015	325.5
10	2'04.989	35.290	30.375	30.672	28.652	324.5
11	2'13.257 P	36.046 *	31.879	31.244	34.088	321.5

21st 35 Somkiat CHANTRA HONDA THA
IDEMITSU Honda LCR

Runs=2 Total laps=11 Full laps=7 Valid laps=6

Run #	1	Front Tyre	Slick-Soft	Rear Tyre	Slick-Medium	Speed
			10 Laps at start		New Tyre	
1	2'26.913	36.989	32.781	32.408	29.090	306.6
2	2'06.964 *	35.751 *	30.969	31.344	28.900	326.5
3	2'09.506	35.986	31.727	33.037	28.756	325.5
4	2'05.556	35.702	30.522	30.798	28.534	326.5
5	2'21.978 P	44.537 *	32.893	31.602	32.946	323.5

Run #	2	Front Tyre	Slick-Medium	Rear Tyre	Slick-Soft	Speed
			New Tyre		4 Laps at start	
6	10'00.378	35.316	31.077	31.271	28.833	323.5
7	2'05.837	35.710	30.742	30.785	28.600	326.5
8	2'09.667	37.353	31.564	31.539	29.211	325.5
9	2'06.322	35.698	30.858	30.982	28.784	325.5
10	2'05.392	35.223	30.797	30.804	28.568	325.5
11	2'17.882 P	40.333 *	33.065	31.012	33.472	326.5

22nd 32 Lorenzo SAVADORI APRILIA ITA
Aprilia Racing

Runs=2 Total laps=11 Full laps=7 Valid laps=6

Run #	1	Front Tyre	Slick-Medium	Rear Tyre	Slick-Soft	Speed
			New Tyre		5 Laps at start	
1	2'43.622	43.237	38.888	40.168	29.637	310.2
2	2'07.840	36.228	30.909	31.448	29.255	328.5
3	2'12.363 *	36.297 *	30.844	33.563	31.659	324.5
4	2'07.108	35.890	30.856	31.155	29.207	327.5
5	2'23.107 P	42.792 *	31.766	34.388	34.161	322.5

Fastest Lap: Marc MARQUEZ SPA Ducati Lenovo Team **2'02.113** 34.548 29.674 29.935 27.956

These data/results cannot be reproduced, stored and/or transmitted in whole or in part by any manner of electronic, mechanical, photocopying, recording, broadcasting or otherwise now known or herein after developed without the previous express consent by the copyright owner, except for reproduction in daily press and regular printed publications on sale to the public within 60 days of the event related to those data/results and always provided that copyright symbol appears together as follows below.

Free Practice Nr. 2

MotoGP™

Lap	Lap Time	T1	T2	T3	T4	Speed	Lap	Lap Time	T1	T2	T3	T4	Speed
Run #	2	Front Tyre	Slick-Medium	Rear Tyre	Slick-Soft								
		5 Laps at start			10 Laps at start								
6	6'58.679	35.089	32.216	31.973	29.559	324.5							
7	2'21.171	36.014	30.557	41.798	32.802	326.5							
8	2'06.027	35.562	30.407	30.976	29.082	327.5							
9	2'20.634	39.024	33.084	38.312	30.214	328.5							
10	2'05.917	35.419	30.433	31.100	28.965	328.5							
11	2'21.411 P	38.721	33.705	33.824	35.161	305.7							

Fastest Lap:	Marc MARQUEZ	SPA	Ducati Lenovo Team	2'02.113	34.548	29.674	29.935	27.956
---------------------	--------------	-----	--------------------	-----------------	--------	--------	--------	--------

These data/results cannot be reproduced, stored and/or transmitted in whole or in part by any manner of electronic, mechanical, photocopying, recording, broadcasting or otherwise now known or herein after developed without the previous express consent by the copyright owner, except for reproduction in daily press and regular printed publications on sale to the public within 60 days of the event related to those data/results and always provided that copyright symbol appears together as follows below.

© DORNA, 2025

Official MotoGP Timing by  TISSOT

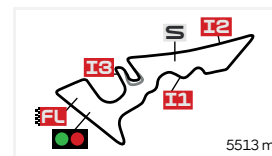
www.motogp.com

Austin, Saturday, March 29, 2025

COMBINED PRACTICE TIMES

RED BULL GRAND PRIX OF THE AMERICAS

FREE PRACTICE NR. 2



Circuit Of The Americas

#	Rider	Nation	Team	Motorcycle	FP1	FP2	Gap
1	93 M.MARQUEZ	SPA	Ducati Lenovo Team	DUCATI	2'12.780 12	2'02.113 10	
2	73 A.MARQUEZ	SPA	BK8 Gresini Racing MotoGP	DUCATI	2'13.314 13	2'02.553 11	0.440 0.440
3	12 M.VIÑALES	SPA	Red Bull KTM Tech3	KTM	2'13.483 16	2'02.656 11	0.543 0.103
4	36 J.MIR	SPA	Honda HRC Castrol	HONDA	2'14.257 15	2'02.690 11	0.577 0.034
5	63 F.BAGNAIA	ITA	Ducati Lenovo Team	DUCATI	2'13.290 16	2'02.860 12	0.747 0.170
6	10 L.MARINI	ITA	Honda HRC Castrol	HONDA	2'14.277 16	2'02.888 10	0.775 0.028
7	20 F.QUARTARARO	FRA	Monster Energy Yamaha MotoGP Team	YAMAHA	2'14.531 14	2'02.945 11	0.832 0.057
8	49 F.DI GIANNANTON	ITA	Pertamina Enduro VR46 Racing Team	DUCATI	2'14.922 14	2'02.965 10	0.852 0.020
9	21 F.MORBIDELLI	ITA	Pertamina Enduro VR46 Racing Team	DUCATI	2'12.531 15	2'02.988 6	0.875 0.023
10	37 P.ACOSTA	SPA	Red Bull KTM Factory Racing	KTM	2'13.275 14	2'03.147 9	1.034 0.159
11	72 M.BEZZECCHI	ITA	Aprilia Racing	APRILIA	2'15.682 9	2'03.200 10	1.087 0.053
12	54 F.ALDEGUER	SPA	BK8 Gresini Racing MotoGP	DUCATI	2'14.528 15	2'03.208 9	1.095 0.008
13	43 J.MILLER	AUS	Prima Pramac Yamaha MotoGP	YAMAHA	2'12.614 15	2'03.446 5	1.333 0.238
14	5 J.ZARCO	FRA	CASTROL Honda LCR	HONDA	2'12.838 13	2'03.463 11	1.350 0.017
15	25 R.FERNANDEZ	SPA	Trackhouse MotoGP Team	APRILIA	2'15.445 9	2'03.562 8	1.449 0.099
16	23 E.BASTIANINI	ITA	Red Bull KTM Tech3	KTM	2'14.739 14	2'03.650 12	1.537 0.088
17	79 A.OGURA	JPN	Trackhouse MotoGP Team	APRILIA	2'21.433 9	2'03.679 9	1.566 0.029
18	33 B.BINDER	RSA	Red Bull KTM Factory Racing	KTM	2'13.638 14	2'03.713 11	1.600 0.034
19	42 A.RINS	SPA	Monster Energy Yamaha MotoGP Team	YAMAHA	2'15.480 14	2'04.153 8	2.040 0.440
20	7 A.FERNANDEZ	SPA	Prima Pramac Yamaha MotoGP	YAMAHA	2'14.148 15	2'04.989 10	2.876 0.836
21	35 S.CHANTRA	THA	IDEMITSU Honda LCR	HONDA	2'15.959 14	2'05.392 10	3.279 0.403
22	32 L.SAVADORI	ITA	Aprilia Racing	APRILIA	2'19.703 14	2'05.917 10	3.804 0.525

Pole Position Record:	2024	Maverick VIÑALES	2'00.864	164.2 Km/h
Best Race Lap:	2024	Maverick VIÑALES	2'02.575	161.9 Km/h
All Time Lap Record:	2024	Maverick VIÑALES	2'00.864	164.2 Km/h

The results are provisional until the end of the limit for protest and appeals.

Time limit for protest expires 60' after publication of the results - **Beth MILLER** Time: **10:56**

These data/results cannot be reproduced, stored and/or transmitted in whole or in part by any manner of electronic, mechanical, photocopying, recording, broadcasting or otherwise now known or herein after developed without the previous express consent by the copyright owner, except for reproduction in daily press and regular printed publications on sale to the public within 60 days of the event related to those data/results and always provided that copyright symbol appears together as follows below.

© DORNA, 2025

Official MotoGP Timing by

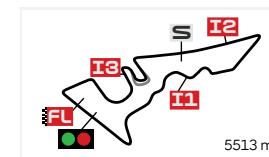
www.motogp.com

Austin, Saturday, March 29, 2025

BEST PARTIAL TIMES

RED BULL GRAND PRIX OF THE AMERICAS

FREE PRACTICE NR. 2



Circuit Of The Americas

IT Ideal Lap Time, sum of the best partial times

BT Best Lap Time

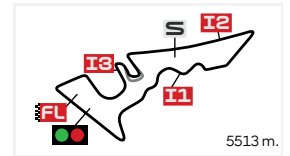
Pos	T1		T2		T3		T4		Pos	IT		BT	
	Rider	Time	Rider	Time	Rider	Time	Rider	Time		Rider	Time		
1	A.MARQUEZ	34.432	M.MARQUEZ	29.622	M.MARQUEZ	29.935	M.MARQUEZ	27.956	1	M.MARQUEZ	2'02.005	2'02.113	(1)
2	M.MARQUEZ	34.492	M.BEZZECCHI	29.825	J.MIR	29.988	A.MARQUEZ	27.966	2	A.MARQUEZ	2'02.319	2'02.553	(2)
3	J.MIR	34.511	F.MORBIDELLI	29.826	F.MORBIDELLI	30.091	M.VIÑALES	27.978	3	M.VIÑALES	2'02.541	2'02.656	(3)
4	M.VIÑALES	34.514	A.MARQUEZ	29.827	A.MARQUEZ	30.094	L.MARINI	28.092	4	J.MIR	2'02.542	2'02.690	(4)
5	F.DI GIANNANT	34.557	P.ACOSTA	29.845	F.DI GIANNANT	30.096	J.MIR	28.109	5	F.MORBIDELLI	2'02.705	2'02.988	(9)
6	F.BAGNAIA	34.600	M.VIÑALES	29.852	F.QUARTARARO	30.100	J.MILLER	28.134	6	F.DI GIANNANTONI	2'02.798	2'02.965	(8)
7	L.MARINI	34.629	F.BAGNAIA	29.864	M.BEZZECCHI	30.122	F.MORBIDELLI	28.141	7	L.MARINI	2'02.813	2'02.888	(6)
8	F.MORBIDELLI	34.647	L.MARINI	29.877	F.BAGNAIA	30.146	F.QUARTARARO	28.155	8	F.BAGNAIA	2'02.838	2'02.860	(5)
9	P.ACOSTA	34.673	B.BINDER	29.879	M.VIÑALES	30.197	F.BAGNAIA	28.228	9	F.QUARTARARO	2'02.914	2'02.945	(7)
10	F.ALDEGUER	34.673	F.ALDEGUER	29.900	L.MARINI	30.215	F.DI GIANNANT	28.236	10	M.BEZZECCHI	2'02.992	2'03.200	(11)
11	R.FERNANDEZ	34.716	J.MILLER	29.909	J.MILLER	30.230	M.BEZZECCHI	28.239	11	J.MILLER	2'03.014	2'03.446	(13)
12	F.QUARTARARO	34.736	F.DI GIANNANT	29.909	J.ZARCO	30.268	A.OGURA	28.242	12	P.ACOSTA	2'03.109	2'03.147	(10)
13	J.MILLER	34.741	F.QUARTARARO	29.923	B.BINDER	30.283	P.ACOSTA	28.244	13	F.ALDEGUER	2'03.208	2'03.208	(12)
14	J.ZARCO	34.792	R.FERNANDEZ	29.924	A.OGURA	30.292	J.ZARCO	28.263	14	B.BINDER	2'03.333	2'03.713	(18)
15	M.BEZZECCHI	34.806	J.MIR	29.934	E.BASTIANINI	30.311	R.FERNANDEZ	28.264	15	R.FERNANDEZ	2'03.334	2'03.562	(15)
16	E.BASTIANINI	34.818	A.OGURA	30.011	F.ALDEGUER	30.325	B.BINDER	28.300	16	J.ZARCO	2'03.398	2'03.463	(14)
17	B.BINDER	34.871	A.RINS	30.026	P.ACOSTA	30.347	E.BASTIANINI	28.310	17	E.BASTIANINI	2'03.482	2'03.650	(16)
18	A.OGURA	35.006	E.BASTIANINI	30.043	R.FERNANDEZ	30.430	F.ALDEGUER	28.310	18	A.OGURA	2'03.551	2'03.679	(17)
19	A.RINS	35.050	J.ZARCO	30.075	A.RINS	30.536	A.RINS	28.330	19	A.RINS	2'03.942	2'04.153	(19)
20	S.CHANTRA	35.223	A.FERNANDEZ	30.274	A.FERNANDEZ	30.672	S.CHANTRA	28.534	20	A.FERNANDEZ	2'04.888	2'04.989	(20)
21	A.FERNANDEZ	35.290	L.SAVADORI	30.407	S.CHANTRA	30.785	A.FERNANDEZ	28.652	21	S.CHANTRA	2'05.064	2'05.392	(21)
22	L.SAVADORI	35.419	S.CHANTRA	30.522	L.SAVADORI	30.976	L.SAVADORI	28.965	22	L.SAVADORI	2'05.767	2'05.917	(22)

These data/results cannot be reproduced, stored and/or transmitted in whole or in part by any manner of electronic, mechanical, photocopying, recording, broadcasting or otherwise now known or herein after developed without the previous express consent by the copyright owner, except for reproduction in daily press and regular printed publications on sale to the public within 60 days of the event related to those data/results and always provided that copyright symbol appears together as follows below.

© DORNA, 2025

FASTEST LAPS SEQUENCE

RED BULL GRAND PRIX OF THE AMERICAS FREE PRACTICE NR. 2



Circuit Of The Americas

<i>Practice Time</i>	<i>#</i>	<i>Rider</i>	<i>Nation</i>	<i>Motorcycle</i>	<i>Time</i>	<i>Km/h</i>	<i>Rider's Lap</i>
4'23.795	5	Johann ZARCO	FRA	HONDA	2'05.804	157.7	2
4'28.299	37	Pedro ACOSTA	SPA	KTM	2'05.511	158.1	2
4'28.559	93	Marc MARQUEZ	SPA	DUCATI	2'04.614	159.2	2
6'32.736	93	Marc MARQUEZ	SPA	DUCATI	2'04.177	159.8	3
6'32.992	73	Alex MARQUEZ	SPA	DUCATI	2'03.505	160.6	3
6'42.591	36	Joan MIR	SPA	HONDA	2'03.491	160.7	3
8'35.288	93	Marc MARQUEZ	SPA	DUCATI	2'02.552	161.9	4
10'37.633	93	Marc MARQUEZ	SPA	DUCATI	2'02.345	162.2	5
27'04.714	93	Marc MARQUEZ	SPA	DUCATI	2'02.113	162.5	10

These data/results cannot be reproduced, stored and/or transmitted in whole or in part by any manner of electronic, mechanical, photocopying, recording, broadcasting or otherwise now known or herein after developed without the previous express consent by the copyright owner, except for reproduction in daily press and regular printed publications on sale to the public within 60 days of the event related to those data/results and always provided that copyright symbol appears together as follows below.

© DORNA, 2025

Official MotoGP Timing by www.motogp.com

Austin, Saturday, March 29, 2025