



Circuit Of The Americas

# CLASSIFICATION

## RED BULL GRAND PRIX OF THE AMERICAS QUALIFYING NR. 1

#	Rider	Nation	Team	Motorcycle	Time	Lap Total	Gap	T. Speed
1	10 Luca MARINI	ITA	Honda HRC Castrol	HONDA	<b>2'02.001</b>	5 8		<b>326.5</b>
2	20 Fabio QUARTARARO	FRA	Monster Energy Yamaha MotoGP Team	YAMAHA	<b>2'02.113</b>	5 7	0.112 0.112	<b>325.5</b>
3	72 Marco BEZZECCHI	ITA	Aprilia Racing	APRILIA	<b>2'02.195</b>	7 8	0.194 0.082	<b>334.8</b>
4	42 Alex RINS	SPA	Monster Energy Yamaha MotoGP Team	YAMAHA	<b>2'02.500</b>	5 7	0.499 0.305	<b>331.6</b>
5	5 Johann ZARCO	FRA	CASTROL Honda LCR	HONDA	<b>2'02.636</b>	7 7	0.635 0.136	<b>330.6</b>
6	33 Brad BINDER	RSA	Red Bull KTM Factory Racing	KTM	<b>2'02.637</b>	7 7	0.636 0.001	<b>336.9</b>
7	23 Enea BASTIANINI	ITA	Red Bull KTM Tech3	KTM	<b>2'02.868</b>	8 8	0.867 0.231	<b>333.7</b>
8	79 Ai OGURA	JPN	Trackhouse MotoGP Team	APRILIA	<b>2'02.909</b>	6 7	0.908 0.041	<b>332.7</b>
9	25 Raul FERNANDEZ	SPA	Trackhouse MotoGP Team	APRILIA	<b>2'02.957</b>	5 5	0.956 0.048	<b>329.6</b>
10	7 Augusto FERNANDEZ	SPA	Prima Pramac Yamaha MotoGP	YAMAHA	<b>2'03.805</b>	5 7	1.804 0.848	<b>328.5</b>
11	35 Somkiat CHANTRA	THA	IDEMITSU Honda LCR	HONDA	<b>2'03.909</b>	5 7	1.908 0.104	<b>328.5</b>
12	32 Lorenzo SAVADORI	ITA	Aprilia Racing	APRILIA	<b>2'04.254</b>	7 7	2.253 0.345	<b>331.6</b>

Practice condition: Dry

Air: 24°

Humidity: 75%

Ground: 29°

<b>Fastest Lap:</b>	Lap: 5	<b>Luca MARINI</b>	<b>2'02.001</b>	162.6 Km/h
<b>Best Race Lap:</b>	2024	<b>Maverick VIÑALES</b>	<b>2'02.575</b>	161.9 Km/h
<b>All-Time Lap Record:</b>	2024	<b>Maverick VIÑALES</b>	<b>2'00.864</b>	164.2 Km/h

The results are provisional until the end of the limit for protest and appeals.

Time limit for protest expires 60' after publication of the results - ..... Time: **Beth MILLER** **11:24**

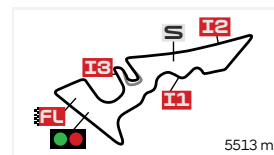
These data/results cannot be reproduced, stored and/or transmitted in whole or in part by any manner of electronic, mechanical, photocopying, recording, broadcasting or otherwise now known or herein after developed without the previous express consent by the copyright owner, except for reproduction in daily press and regular printed publications on sale to the public within 60 days of the event related to those data/results and always provided that copyright symbol appears together as follows below.

© DORNA, 2025

Official MotoGP Timing by

www.motogp.com

Austin, Saturday, March 29, 2025



Circuit Of The Americas

## TOP SPEED & AVERAGE

### RED BULL GRAND PRIX OF THE AMERICAS QUALIFYING NR. 1

#	Rider	Nation	Motorcycle	Top 5 speeds					Average	Top
33	<b>Brad BINDER</b>	RSA	KTM	336.9	336.9	336.9	335.9	335.9	336.5	<b>336.9</b>
72	<b>Marco BEZZECCHI</b>	ITA	APRILIA	334.8	333.7	333.7	333.7	333.7	333.9	<b>334.8</b>
23	<b>Enea BASTIANINI</b>	ITA	KTM	333.7	332.7	332.7	331.6	331.6	332.5	<b>333.7</b>
79	<b>Ai OGURA</b>	JPN	APRILIA	332.7	331.6	331.6	330.6	330.6	331.4	<b>332.7</b>
32	<b>Lorenzo SAVADORI</b>	ITA	APRILIA	331.6	331.6	330.6	327.5	327.5	329.8	<b>331.6</b>
42	<b>Alex RINS</b>	SPA	YAMAHA	331.6	329.6	327.5	327.5	326.5	328.5	<b>331.6</b>
5	<b>Johann ZARCO</b>	FRA	HONDA	330.6	328.5	327.5	326.5	325.5	327.4	<b>330.6</b>
25	<b>Raul FERNANDEZ</b>	SPA	APRILIA	329.6	328.5	328.5	327.5	326.5	328.1	<b>329.6</b>
7	<b>Augusto FERNANDEZ</b>	SPA	YAMAHA	328.5	327.5	327.5	326.5	324.5	326.9	<b>328.5</b>
35	<b>Somkiat CHANTRA</b>	THA	HONDA	328.5	326.5	326.5	326.5	325.5	326.7	<b>328.5</b>
10	<b>Luca MARINI</b>	ITA	HONDA	326.5	326.5	325.5	324.5	324.5	325.3	<b>326.5</b>
20	<b>Fabio QUARTARARO</b>	FRA	YAMAHA	325.5	325.5	324.5	324.5	323.5	324.7	<b>325.5</b>

These data/results cannot be reproduced, stored and/or transmitted in whole or in part by any manner of electronic, mechanical, photocopying, recording, broadcasting or otherwise now known or herein after developed without the previous express consent by the copyright owner, except for reproduction in daily press and regular printed publications on sale to the public within 60 days of the event related to those data/results and always provided that copyright symbol appears together as follows below.

© DORNA, 2025

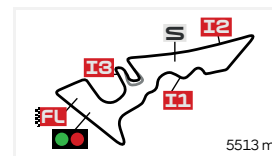
Official MotoGP Timing by [www.motogp.com](http://www.motogp.com)

Austin, Saturday, March 29, 2025

# CHRONOLOGICAL ANALYSIS OF PERFORMANCES

## RED BULL GRAND PRIX OF THE AMERICAS

### QUALIFYING NR. 1



Circuit Of The Americas

\* Lap / Sector time cancelled

P Crossing the finish line in pit lane

\*\* Tyre data subject to further updates

**T1** Time from finish line to 1st intermediate

**T2** Time from 1st intermed. to 2nd intermed.

**T3** Time from 2nd intermed. to 3rd intermed.

**T4** Time from 3rd intermediate to finish line

Lap	Lap Time	T1	T2	T3	T4	Speed	Lap	Lap Time	T1	T2	T3	T4	Speed
<b>1st</b>	<b>10</b>	<b>Luca MARINI</b>		HONDA		ITA	6	<b>2'02.204</b>	34.531	29.686	29.910	28.077	333.7
		Honda HRC Castrol					7	<b>2'02.195</b>	34.462	29.649	30.010	28.074	333.7
		Runs=2	Total laps=8	Full laps=4	Valid laps=3		8	<b>2'14.167</b>	34.359	34.422	36.828	28.558	292.1
Run #	1	Front Tyre	Slick-Medium	Rear Tyre	Slick-Soft		Run #	1	Front Tyre	Slick-Medium	Rear Tyre	Slick-Soft	
		New Tyre		New Tyre					New Tyre		New Tyre		
1	2'26.355	34.560	31.301	31.286	28.371	325.5	1	2'36.775	34.915	31.586	30.743	28.422	325.5
2	2'13.845 *	34.787	33.273 *	31.071	34.714	317.7	2	2'07.391 *	34.765	31.878 *	30.851	29.897	327.5
3	2'07.403 P	34.310	29.741	30.123	33.229	326.5	3	2'08.868 P	34.893	29.946	30.225	33.804	329.6
Run #	2	Front Tyre	Slick-Medium	Rear Tyre	Slick-Soft		Run #	2	Front Tyre	Slick-Medium	Rear Tyre	Slick-Soft	
		3 Laps at start		New Tyre					3 Laps at start		New Tyre		
4	8'18.834 P	33.884	30.908	30.643	28.623	324.5	4	8'29.803 P	36.617	31.258	31.815	29.206	322.5
5	<b>2'02.001</b>	34.266	29.698	29.992	28.045	326.5	5	<b>2'02.500</b>	34.595	29.767	30.150	27.988	327.5
6	<b>2'06.780</b>	34.376	30.692	31.998	29.714	320.6	6	<b>2'13.587</b>	34.592	29.868	34.264	34.863	326.5
7	<b>2'02.328</b>	34.325	29.924	29.978	28.101	324.5	7	<b>2'05.825</b>	34.908	29.886	30.201	30.830	331.6
8	2'12.141 P	34.358	29.747	31.899	36.137	324.5							
<b>2nd</b>	<b>20</b>	<b>Fabio QUARTARARO</b>		YAMAHA		FRA							
		Monster Energy Yamaha MotoGP Team											
		Runs=2	Total laps=7	Full laps=4	Valid laps=3								
Run #	1	Front Tyre	Slick-Medium	Rear Tyre	Slick-Soft		Run #	1	Front Tyre	Slick-Medium	Rear Tyre	Slick-Soft	
		New Tyre		New Tyre					New Tyre		New Tyre		
1	3'00.961	36.167	30.945	30.619	28.611	324.5	1	2'35.903	33.467	31.418	30.670	28.417	325.5
2	2'06.910 *	34.817	32.529 *	30.960	28.604	321.5	2	2'07.392 *	34.847	32.098 *	30.780	29.667	325.5
3	2'14.268 P	34.669	29.694	34.413 *	35.492	325.5	3	2'09.528 P	34.665	29.988	30.522	34.353	330.6
Run #	2	Front Tyre	Slick-Medium	Rear Tyre	Slick-Soft		Run #	2	Front Tyre	Slick-Medium	Rear Tyre	Slick-Soft	
		3 Laps at start		New Tyre					New Tyre		New Tyre		
4	8'33.281 P	35.489	30.876	31.070	28.456	323.5	4	8'42.523 P	32.788	31.005	30.706	28.436	326.5
5	<b>2'02.113</b>	34.477	29.797	29.888	27.951	324.5	5	<b>2'03.076</b>	34.663	29.917	30.264	28.232	328.5
6	<b>2'12.677</b>	41.123	31.559	31.391	28.604	320.6	6	<b>2'07.695</b>	34.744	32.780	31.484	28.687	324.5
7	<b>2'02.407</b>	34.507	29.960	29.868	28.072	325.5	7	<b>2'02.636</b>	34.600	29.881	30.157	27.998	327.5
<b>3rd</b>	<b>72</b>	<b>Marco BEZZECCHI</b>		APRILIA		ITA							
		Aprilia Racing											
		Runs=2	Total laps=8	Full laps=5	Valid laps=3								
Run #	1	Front Tyre	Slick-Medium	Rear Tyre	Slick-Soft		Run #	1	Front Tyre	Slick-Medium	Rear Tyre	Slick-Soft	
		New Tyre		New Tyre					New Tyre		New Tyre		
1	2'22.454	36.759	30.946	33.526	28.354	332.7	1	2'27.572	38.114	30.953	36.989	28.664	336.9
2	2'05.142 *	34.722	29.918 *	31.849	28.653	334.8	2	2'15.970 *	34.824	33.196 *	31.110	36.840	328.5
3	2'02.494 *	34.502	29.682	30.102	28.208 *	333.7	3	2'08.979 P	34.696	29.751	30.038	34.494	336.9
4	2'14.306 P	37.548 *	32.410 *	31.339 *	33.009	333.7							
Run #	2	Front Tyre	Slick-Medium	Rear Tyre	Slick-Soft		Run #	2	Front Tyre	Slick-Medium	Rear Tyre	Slick-Soft	
		4 Laps at start		New Tyre					New Tyre		New Tyre		
5	6'37.956 P	35.654	30.827	31.840	28.441	332.7							
<b>Fastest Lap:</b>	Luca MARINI	ITA	Honda HRC Castrol	<b>2'02.001</b>	34.266	29.698	29.992	28.045					

These data/results cannot be reproduced, stored and/or transmitted in whole or in part by any manner of electronic, mechanical, photocopying, recording, broadcasting or otherwise now known or herein after developed without the previous express consent by the copyright owner, except for reproduction in daily press and regular printed publications on sale to the public within 60 days of the event related to those data/results and always provided that copyright symbol appears together as follows below.

© DORNA, 2025

Official MotoGP Timing by

www.motogp.com

Austin, Saturday, March 29, 2025

# Qualifying Nr. 1

MotoGP™

Lap	Lap Time	T1	T2	T3	T4	Speed
Run #	2	Front Tyre	Slick-Medium	Rear Tyre	Slick-Soft	
			3 Laps at start	New Tyre		
4	8'32.461	P 35.472	30.755	31.361	28.455	335.9
5	<b>2'03.009</b>	34.937	29.813	29.983	28.276	335.9
6	2'08.728	* 39.617	* 30.432	30.351	28.328	336.9
7	<b>2'02.637</b>	34.459	29.731	30.254	28.193	334.8

**7th** **23** **Enea BASTIANINI** KTM ITA  
Red Bull KTM Tech3  
Runs=2 Total laps=8 Full laps=5 Valid laps=4

Run #	1	Front Tyre	Slick-Medium	Rear Tyre	Slick-Soft	
			New Tyre	New Tyre		
1	2'50.990	36.342	31.527	30.901	28.671	328.5
2	2'07.336	* 34.808	30.240	* 33.573	28.715	330.6
3	2'09.394	P 34.995	29.980	30.338	* 34.081	333.7

Run #	2	Front Tyre	Slick-Medium	Rear Tyre	Slick-Soft	
			3 Laps at start	New Tyre		
4	8'06.696	P 35.537	30.932	30.395	28.559	330.6
5	<b>2'03.639</b>	34.674	29.792	30.722	28.451	332.7
6	<b>2'03.165</b>	34.721	29.980	30.165	28.299	331.6
7	<b>2'02.897</b>	34.725	29.926	30.068	28.178	331.6
8	<b>2'02.868</b>	34.497	29.851	30.114	28.406	332.7

**8th** **79** **Ai OGURA** APRILIA JPN  
Trackhouse MotoGP Team  
Runs=2 Total laps=7 Full laps=4 Valid laps=2

Run #	1	Front Tyre	Slick-Medium	Rear Tyre	Slick-Soft	
			New Tyre	New Tyre		
1	2'26.835	42.074	31.027	34.620	29.422	330.6
2	2'15.076	* 34.812	33.061	* 31.049	36.154	323.5
3	2'09.449	P 34.766	29.930	* 30.220	34.533	332.7

Run #	2	Front Tyre	Slick-Medium	Rear Tyre	Slick-Soft	
			3 Laps at start	New Tyre		
4	8'34.618	P 36.315	30.877	34.252	28.531	331.6
5	2'06.188	* 34.739	31.900	* 30.485	29.064	330.6
6	<b>2'02.909</b>	34.534	29.758	30.125	28.492	331.6
7	<b>2'03.833</b>	34.784	30.091	30.397	28.561	329.6

**9th** **25** **Raul FERNANDEZ** APRILIA SPA  
Trackhouse MotoGP Team  
Runs=2 Total laps=5 Full laps=3 Valid laps=5

Run #	1	Front Tyre	Slick-Medium	Rear Tyre	Slick-Soft	
			New Tyre	New Tyre		
1	2'07.389	36.166	30.670	31.007	28.552	329.6
<b>unfinished</b>		34.831				

Run #	2	Front Tyre	Slick-Medium	Rear Tyre	Slick-Soft	
			New Tyre	New Tyre		
2	<b>2'08.326</b>	37.111	31.558	31.155	28.502	326.5
3	<b>2'03.236</b>	34.817	29.918	30.277	28.224	328.5
4	<b>2'07.144</b>	36.664	30.925	30.675	28.880	328.5
5	<b>2'02.957</b>	34.717	29.858	30.266	28.116	327.5

**10th** **7** **Augusto FERNANDEZ** YAMAHA SPA  
Prima Pramac Yamaha MotoGP  
Runs=2 Total laps=7 Full laps=4 Valid laps=2

Lap	Lap Time	T1	T2	T3	T4	Speed
Run #	1	Front Tyre	Slick-Medium	Rear Tyre	Slick-Soft	
			New Tyre	New Tyre		
1	2'51.604	37.794	38.376	35.427	28.542	266.3
2	2'07.022	* 35.044	30.369	* 32.872	28.737	324.5
3	2'09.589	P 35.027	30.096	30.514	* 33.952	328.5

Run #	2	Front Tyre	Slick-Medium	Rear Tyre	Slick-Soft	
			3 Laps at start	New Tyre		
4	8'17.183	P 35.386	31.845	31.570	28.548	326.5
5	<b>2'03.805</b>	34.801	30.093	30.500	28.411	327.5
6	2'09.031	* 39.034	* 30.614	30.541	28.842	327.5
7	<b>2'05.334</b>	34.856	30.376	31.069	29.033	312.0

**11th** **35** **Somkiat CHANTRA** HONDA THA  
IDEMITSU Honda LCR  
Runs=2 Total laps=7 Full laps=4 Valid laps=2

Run #	1	Front Tyre	Slick-Medium	Rear Tyre	Slick-Soft	
			New Tyre	New Tyre		
1	2'28.069	41.563	31.176	35.941	28.733	328.5
2	2'16.788	* 35.115	33.004	* 31.234	37.435	317.7
3	2'10.937	P 35.116	30.252	30.738	34.831	326.5

Run #	2	Front Tyre	Slick-Medium	Rear Tyre	Slick-Soft	
			3 Laps at start	New Tyre		
4	8'30.982	P 36.036	31.161	34.350	28.590	326.5
5	<b>2'03.909</b>	35.171	30.002	30.561	28.175	326.5
6	2'10.139	* 37.163	* 33.359	* 30.955	28.662	325.5
7	<b>2'04.476</b>	35.128	30.345	30.651	28.352	323.5

**12th** **32** **Lorenzo SAVADORI** APRILIA ITA  
Aprilia Racing  
Runs=2 Total laps=7 Full laps=4 Valid laps=2

Run #	1	Front Tyre	Slick-Medium	Rear Tyre	Slick-Soft	
			New Tyre	New Tyre		
1	2'37.085	39.341	30.605	44.296	31.722	331.6
2	2'21.956	* 35.259	31.145	* 42.132	33.420	319.6
3	2'09.917	P 35.087	30.080	30.767	* 33.983	330.6

Run #	2	Front Tyre	Slick-Medium	Rear Tyre	Slick-Soft	
			3 Laps at start	New Tyre		
4	8'18.206	P 36.943	30.860	32.014	32.846	331.6
5	2'11.451	* 37.517	* 31.779	31.202	30.953	327.5
6	<b>2'07.767</b>	35.129	30.730	31.852	30.056	325.5
7	<b>2'04.254</b>	34.954	30.019	30.741	28.540	327.5

**Fastest Lap:** Luca MARINI ITA Honda HRC Castrol **2'02.001** 34.266 29.698 29.992 28.045

These data/results cannot be reproduced, stored and/or transmitted in whole or in part by any manner of electronic, mechanical, photocopying, recording, broadcasting or otherwise now known or herein after developed without the previous express consent by the copyright owner, except for reproduction in daily press and regular printed publications on sale to the public within 60 days of the event related to those data/results and always provided that copyright symbol appears together as follows below.

\* DORNA, 2025

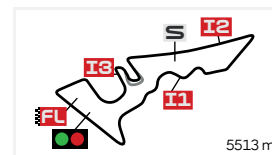
Official MotoGP Timing by TISSOT

www.motogp.com

Austin, Saturday, March 29, 2025

Page 2 of 2





Circuit Of The Americas

# EVENT BEST MAXIMUM SPEED

## RED BULL GRAND PRIX OF THE AMERICAS

### QUALIFYING NR. 1

#	Rider	Nation	Team	Motorcycle	Km/h	
93	<b>Marc MARQUEZ</b>	SPA	Ducati Lenovo Team	DUCATI	<b>341.3</b>	Practice
33	<b>Brad BINDER</b>	RSA	Red Bull KTM Factory Racing	KTM	<b>341.3</b>	Free Practice Nr. 2
63	<b>Francesco BAGNAIA</b>	ITA	Ducati Lenovo Team	DUCATI	<b>340.2</b>	Free Practice Nr. 2
12	<b>Maverick VIÑALES</b>	SPA	Red Bull KTM Tech3	KTM	<b>339.1</b>	Free Practice Nr. 2
37	<b>Pedro ACOSTA</b>	SPA	Red Bull KTM Factory Racing	KTM	<b>338.0</b>	Practice
79	<b>Ai OGURA</b>	JPN	Trackhouse MotoGP Team	APRILIA	<b>338.0</b>	Practice
21	<b>Franco MORBIDELLI</b>	ITA	Pertamina Enduro VR46 Racing Team	DUCATI	<b>338.0</b>	Practice
23	<b>Enea BASTIANINI</b>	ITA	Red Bull KTM Tech3	KTM	<b>338.0</b>	Practice
73	<b>Alex MARQUEZ</b>	SPA	BK8 Gresini Racing MotoGP	DUCATI	<b>336.9</b>	Free Practice Nr. 2
72	<b>Marco BEZZECCHI</b>	ITA	Aprilia Racing	APRILIA	<b>336.9</b>	Free Practice Nr. 2
49	<b>Fabio DI GIANNANTONIO</b>	ITA	Pertamina Enduro VR46 Racing Team	DUCATI	<b>336.9</b>	Practice
32	<b>Lorenzo SAVADORI</b>	ITA	Aprilia Racing	APRILIA	<b>335.9</b>	Practice
35	<b>Somkiat CHANTRA</b>	THA	IDEMITSU Honda LCR	HONDA	<b>334.8</b>	Practice
42	<b>Alex RINS</b>	SPA	Monster Energy Yamaha MotoGP Team	YAMAHA	<b>334.8</b>	Practice
43	<b>Jack MILLER</b>	AUS	Prima Pramac Yamaha MotoGP	YAMAHA	<b>334.8</b>	Practice
54	<b>Fermin ALDEGUER</b>	SPA	BK8 Gresini Racing MotoGP	DUCATI	<b>334.8</b>	Practice
36	<b>Joan MIR</b>	SPA	Honda HRC Castrol	HONDA	<b>334.8</b>	Practice
25	<b>Raul FERNANDEZ</b>	SPA	Trackhouse MotoGP Team	APRILIA	<b>333.7</b>	Practice
5	<b>Johann ZARCO</b>	FRA	CASTROL Honda LCR	HONDA	<b>332.7</b>	Practice
7	<b>Augusto FERNANDEZ</b>	SPA	Prima Pramac Yamaha MotoGP	YAMAHA	<b>332.7</b>	Practice
10	<b>Luca MARINI</b>	ITA	Honda HRC Castrol	HONDA	<b>331.6</b>	Practice
20	<b>Fabio QUARTARARO</b>	FRA	Monster Energy Yamaha MotoGP Team	YAMAHA	<b>331.6</b>	Practice

These data/results cannot be reproduced, stored and/or transmitted in whole or in part by any manner of electronic, mechanical, photocopying, recording, broadcasting or otherwise now known or herein after developed without the previous express consent by the copyright owner, except for reproduction in daily press and regular printed publications on sale to the public within 60 days of the event related to those data/results and always provided that copyright symbol appears together as follows below.

© DORNA, 2025

Official MotoGP Timing by

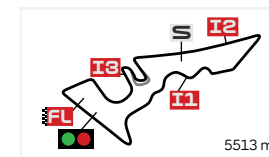
www.motogp.com

Austin, Saturday, March 29, 2025

## BEST PARTIAL TIMES

### RED BULL GRAND PRIX OF THE AMERICAS

#### QUALIFYING NR. 1



Circuit Of The Americas

*IT* Ideal Lap Time, sum of the best partial times

*BT* Best Lap Time

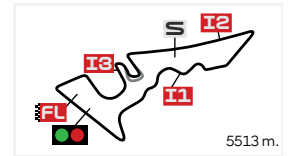
Pos	<i>T1</i>		<i>T2</i>		<i>T3</i>		<i>T4</i>		Pos	Rider	<i>IT</i>	<i>BT</i>	
	Rider	Time	Rider	Time	Rider	Time	Rider	Time					
1	L.MARINI	34.266	M.BEZZECCHI	29.649	F.QUARTARARO	29.868	F.QUARTARARO	27.951	1	L.MARINI	2'01.987	2'02.001	(1)
2	<b>M.BEZZECCHI</b>	<b>34.359</b>	<b>F.QUARTARARO</b>	<b>29.694</b>	<b>M.BEZZECCHI</b>	<b>29.910</b>	<b>A.RINS</b>	<b>27.988</b>	2	F.QUARTARARO	2'01.990	2'02.113	(2)
3	B.BINDER	34.459	L.MARINI	29.698	L.MARINI	29.978	J.ZARCO	27.998	3	M.BEZZECCHI	2'01.992	2'02.195	(3)
4	<b>F.QUARTARARO</b>	<b>34.477</b>	<b>B.BINDER</b>	<b>29.731</b>	<b>B.BINDER</b>	<b>29.983</b>	<b>L.MARINI</b>	<b>28.045</b>	4	B.BINDER	2'02.366	2'02.637	(6)
5	E.BASTIANINI	34.497	A.OGURA	29.758	E.BASTIANINI	30.068	M.BEZZECCHI	28.074	5	A.RINS	2'02.497	2'02.500	(4)
6	<b>A.OGURA</b>	<b>34.534</b>	<b>A.RINS</b>	<b>29.767</b>	<b>A.OGURA</b>	<b>30.125</b>	<b>R.FERNANDEZ</b>	<b>28.116</b>	6	E.BASTIANINI	2'02.535	2'02.868	(7)
7	A.RINS	34.592	E.BASTIANINI	29.792	A.RINS	30.150	S.CHANTRA	28.175	7	J.ZARCO	2'02.636	2'02.636	(5)
8	<b>J.ZARCO</b>	<b>34.600</b>	<b>R.FERNANDEZ</b>	<b>29.858</b>	<b>J.ZARCO</b>	<b>30.157</b>	<b>E.BASTIANINI</b>	<b>28.178</b>	8	A.OGURA	2'02.909	2'02.909	(8)
9	R.FERNANDEZ	34.717	J.ZARCO	29.881	R.FERNANDEZ	30.266	B.BINDER	28.193	9	R.FERNANDEZ	2'02.957	2'02.957	(9)
10	<b>A.FERNANDEZ</b>	<b>34.801</b>	<b>S.CHANTRA</b>	<b>30.002</b>	<b>A.FERNANDEZ</b>	<b>30.500</b>	<b>A.FERNANDEZ</b>	<b>28.411</b>	10	A.FERNANDEZ	2'03.805	2'03.805	(10)
11	L.SAVADORI	34.954	L.SAVADORI	30.019	S.CHANTRA	30.561	A.OGURA	28.492	11	S.CHANTRA	2'03.853	2'03.909	(11)
12	<b>S.CHANTRA</b>	<b>35.115</b>	<b>A.FERNANDEZ</b>	<b>30.093</b>	<b>L.SAVADORI</b>	<b>30.741</b>	<b>L.SAVADORI</b>	<b>28.540</b>	12	L.SAVADORI	2'04.254	2'04.254	(12)

These data/results cannot be reproduced, stored and/or transmitted in whole or in part by any manner of electronic, mechanical, photocopying, recording, broadcasting or otherwise now known or herein after developed without the previous express consent by the copyright owner, except for reproduction in daily press and regular printed publications on sale to the public within 60 days of the event related to those data/results and always provided that copyright symbol appears together as follows below.

© DORNA, 2025

**FASTEST LAPS SEQUENCE**

**RED BULL GRAND PRIX OF THE AMERICAS  
QUALIFYING NR. 1**



Circuit Of The Americas

<i>Practice Time</i>	<i>#</i>	<i>Rider</i>	<i>Nation</i>	<i>Motorcycle</i>	<i>Time</i>	<i>Km/h</i>	<i>Rider's Lap</i>
<b>17'08.438</b>	10	<b>Luca MARINI</b>	ITA	HONDA	<b>2'02.001</b>	162.6	5

These data/results cannot be reproduced, stored and/or transmitted in whole or in part by any manner of electronic, mechanical, photocopying, recording, broadcasting or otherwise now known or herein after developed without the previous express consent by the copyright owner, except for reproduction in daily press and regular printed publications on sale to the public within 60 days of the event related to those data/results and always provided that copyright symbol appears together as follows below.

© DORNA, 2025

Official MotoGP Timing by  TISSOT

www.motogp.com

**Austin, Saturday, March 29, 2025**