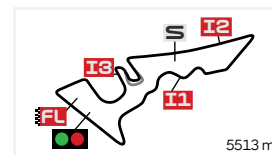


CLASSIFICATION AFTER 19 LAPS = 104.747 KM

RED BULL GRAND PRIX OF THE AMERICAS

RACE



Circuit Of The Americas

Pos	Pts	#	Rider	Nation	Team	Motorcycle	Total Time	Km/h	Gap
1	25	63	Francesco BAGNAIA	ITA	Ducati Lenovo Team	DUCATI	39'00.191	161.1	
2	20	73	Alex MARQUEZ	SPA	BK8 Gresini Racing MotoGP	DUCATI	39'02.280	160.9	2.089
3	16	49	Fabio DI GIANNANTONIO	ITA	Pertamina Enduro VR46 Racing Team	DUCATI	39'03.785	160.8	3.594
4	13	21	Franco MORBIDELLI	ITA	Pertamina Enduro VR46 Racing Team	DUCATI	39'10.923	160.4	10.732
5	11	43	Jack MILLER	AUS	Prima Pramac Yamaha MotoGP	YAMAHA	39'12.048	160.3	11.857
6	10	72	Marco BEZZECCHI	ITA	Aprilia Racing	APRILIA	39'12.429	160.2	12.238
7	9	23	Enea BASTIANINI	ITA	Red Bull KTM Tech3	KTM	39'13.006	160.2	12.815
8	8	10	Luca MARINI	ITA	Honda HRC Castrol	HONDA	39'15.837	160.0	15.646
9	7	79	Ai OGURA	JPN	Trackhouse MotoGP Team	APRILIA	39'16.535	160.0	16.344
10	6	20	Fabio QUARTARARO	FRA	Monster Energy Yamaha MotoGP Team	YAMAHA	39'18.446	159.8	18.255
11	5	42	Alex RINS	SPA	Monster Energy Yamaha MotoGP Team	YAMAHA	39'24.447	159.4	24.256
12	4	25	Raul FERNANDEZ	SPA	Trackhouse MotoGP Team	APRILIA	39'28.129	159.2	27.938
13	3	7	Augusto FERNANDEZ	SPA	Prima Pramac Yamaha MotoGP	YAMAHA	39'35.931	158.7	35.740
14	2	12	Maverick VIÑALES	SPA	Red Bull KTM Tech3	KTM	39'42.915	158.2	42.724
15	1	32	Lorenzo SAVADORI	ITA	Aprilia Racing	APRILIA	39'46.588	158.0	46.397
16		35	Somkiat CHANTRA	THA	IDEMITSU Honda LCR	HONDA	40'03.792	156.8	1'03.601
17		5	Johann ZARCO	FRA	CASTROL Honda LCR	HONDA	40'01.901	140.4	2 laps
Not classified									
		54	Fermin ALDEGUER	SPA	BK8 Gresini Racing MotoGP	DUCATI	33'00.344	160.3	3 laps
		33	Brad BINDER	RSA	Red Bull KTM Factory Racing	KTM	24'46.239	160.2	7 laps
		93	Marc MARQUEZ	SPA	Ducati Lenovo Team	DUCATI	25'24.728	156.1	7 laps
		36	Joan MIR	SPA	Honda HRC Castrol	HONDA	23'38.877	153.8	8 laps
		37	Pedro ACOSTA	SPA	Red Bull KTM Factory Racing	KTM	21'12.056	156.0	9 laps

The results are provisional until the end of the limit for protest and appeals.

Time limit for protest expires 60' after publication of the results - **Beth MILLER** Time: **15:09**

These data/results cannot be reproduced, stored and/or transmitted in whole or in part by any manner of electronic, mechanical, photocopying, recording, broadcasting or otherwise now known or herein after developed without the previous express consent by the copyright owner, except for reproduction in daily press and regular printed publications on sale to the public within 60 days of the event related to those data/results and always provided that copyright symbol appears together as follows below.

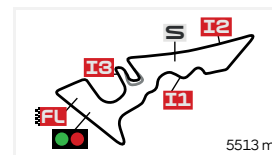
© DORNA, 2025

Official MotoGP Timing by

www.motogp.com

Austin, Sunday, March 30, 2025

CLASSIFICATION AFTER 19 LAPS = 104.747 KM
RED BULL GRAND PRIX OF THE AMERICAS
RACE



Circuit Of The Americas

Pos Pts # Rider Nation Team Motorcycle Total Time Km/h Gap

Race condition: **Wet**
 Air: **22°**
 Humidity: **91%**
 Ground: **28°**

Pole Position:		Marc MARQUEZ	2'01.088	163.9 Km/h
Fastest Lap (New record):	Lap 7	Marc MARQUEZ	2'02.221	162.3 Km/h
Best Race Lap:	2024	Maverick VIÑALES	2'02.575	161.9 Km/h
All-Time Lap Record:	2024	Maverick VIÑALES	2'00.864	164.2 Km/h

13:29'45		Race declared wet
13:35'00		SIGHTING LAP START
13:39'33	Fabio QUARTARARO	crashed out on sighting lap
13:42'42		All bikes on grid
13:59'44		Start delayed
14:04'32		Pit lane will open at 14:10 for a quick start procedure
14:09'11		New Race Distance: 19 Laps
14:10'00		SIGHTING LAP START
14:13'19		WARM UP LAP START
14:16'23		RACE START
14:16'37	Maverick VIÑALES	starting from pit lane
14:18'07		No jump starts
14:31'13	Pedro ACOSTA	crashed out - Rider OK
14:31'22	Pedro ACOSTA	re-joined race
14:33'16	Marc MARQUEZ	crashed out - Rider OK
14:33'37	Marc MARQUEZ	re-joined race
14:37'35	Pedro ACOSTA	entered pits and retired
14:38'30	Joan MIR	crashed out - Rider OK
14:38'59	Joan MIR	re-joined race
14:40'01	Joan MIR	entered pits and retired
14:41'47	Marc MARQUEZ	entered pits and retired
14:44'30	Brad BINDER	stopped with technical issue
14:50'50	Johann ZARCO	crashed out - Rider OK
14:51'03	Fermin ALDEGUER	crashed out - Rider OK
14:55'39	Johann ZARCO	re-joined race

The results are provisional until the end of the limit for protest and appeals.

Time limit for protest expires 60' after publication of the results - **Beth MILLER** Time: **15:09**

These data/results cannot be reproduced, stored and/or transmitted in whole or in part by any manner of electronic, mechanical, photocopying, recording, broadcasting or otherwise now known or herein after developed without the previous express consent by the copyright owner, except for reproduction in daily press and regular printed publications on sale to the public within 60 days of the event related to those data/results and always provided that copyright symbol appears together as follows below.

© DORNA, 2025

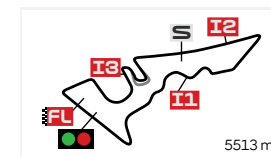
Official MotoGP Timing by TISSOT

www.motogp.com

Austin, Sunday, March 30, 2025

WORLD CHAMPIONSHIP CLASSIFICATION

RED BULL GRAND PRIX OF THE AMERICAS



Circuit Of The Americas

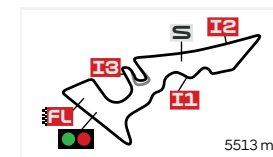
Rider	Points	Leader	Prev	THA	ARG	AME	QAT	SPA	FRA	GBR	ARA	ITA	NED	GER	CZE	AUT	HUN	CAT	RSM	JPN	INA	AUS	MAL	POR	VAL
1 MARQUEZ Alex [SPA]	87			29 20 9	29 20 9	29 20 9																			
2 MARQUEZ Marc [SPA]	86	1	1	37 25 12	37 25 12	12 12																			
3 BAGNAIA Francesco [ITA]	75	12	11	23 16 7	20 13 7	32 25 7																			
4 MORBIDELLI Franco [ITA]	55	32	20	18 13 5	19 16 3	18 13 5																			
5 DI GIANNANTONIO Fabio [ITA]	44	43	11	6 6 -	16 11 5	22 16 6																			
6 OGURA Ai [JPN]	25	62	19	17 11 6	0 - 0	8 7 1																			
7 ZARCO Johann [FRA]	25	62	0	9 9 0	16 10 6	0 0 0																			
8 BEZZECCHI Marco [ITA]	24	63	1	10 10 0	4 - 4	10 10 0																			
9 MARINI Luca [ITA]	20	67	4	4 4 0	6 6 0	10 8 2																			
10 MILLER Jack [AUS]	19	68	1	5 5 -	3 3 0	11 11 0																			
11 BINDER Brad [RSA]	19	68	0	10 8 2	9 9 -	0 0																			

These data/results cannot be reproduced, stored and/or transmitted in whole or in part by any manner of electronic, mechanical, photocopying, recording, broadcasting or otherwise now known or herein after developed without the previous express consent by the copyright owner, except for reproduction in daily press and regular printed publications on sale to the public within 60 days of the event related to those data/results and always provided that copyright symbol appears together as follows below.

© DORNA, 2025

WORLD CHAMPIONSHIP CLASSIFICATION

RED BULL GRAND PRIX OF THE AMERICAS



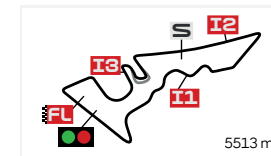
Circuit Of The Americas

Rider	Points	Leader	Prev	THA	ARG	AME	QAT	SPA	FRA	GBR	ARA	ITA	NED	GER	CZE	AUT	HUN	CAT	RSM	JPN	INA	AUS	MAL	POR	VAL
12 BASTIANINI Enea [ITA]	16	71	3	7 7 0	0 0 0	9 9 0																			
13 ACOSTA Pedro [SPA]	16	71	0	4 0 4	9 8 1	3 3																			
14 QUARTARARO Fabio [FRA]	16	71	0	4 1 3	2 2 0	10 6 4																			
15 MIR Joan [SPA]	10	77	6	1 - 1	9 7 2	- -																			
16 RINS Alex [SPA]	10	77	0	0 0 0	5 5 0	5 5 0																			
17 VIÑALES Maverick [SPA]	6	81	4	0 0 0	4 4 0	2 2 -																			
18 FERNANDEZ Raul [SPA]	5	82	1	0 - 0	1 1 0	4 4 0																			
19 ALDEGUER Fermin [SPA]	3	84	2	3 3 0	0 0 0	0 0																			
20 FERNANDEZ Augusto [SPA]	3	84	0	- - -	- - -	3 3 0																			
21 OLIVEIRA Miguel [POR]	2	85	1	2 2 0	- - -	- -																			
22 SAVADORI Lorenzo [ITA]	1	86	1	0 0 0	- - -	1 1 0																			

These data/results cannot be reproduced, stored and/or transmitted in whole or in part by any manner of electronic, mechanical, photocopying, recording, broadcasting or otherwise now known or herein after developed without the previous express consent by the copyright owner, except for reproduction in daily press and regular printed publications on sale to the public within 60 days of the event related to those data/results and always provided that copyright symbol appears together as follows below.

© DORNA, 2025

WORLD CHAMPIONSHIP CLASSIFICATION
RED BULL GRAND PRIX OF THE AMERICAS



Circuit Of The Americas

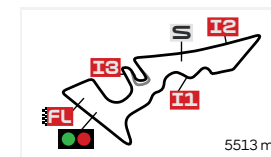
Rider	Points	Leader	Prev	THA	ARG	AME	QAT	SPA	FRA	GBR	ARA	ITA	NED	GER	CZE	AUT	HUN	CAT	RSM	JPN	INA	AUS	MAL	POR	VAL
23 CHANTRA Somkiat [THA]	0	87	1	0 0 0	0 0 0	0 0 0																			

These data/results cannot be reproduced, stored and/or transmitted in whole or in part by any manner of electronic, mechanical, photocopying, recording, broadcasting or otherwise now known or herein after developed without the previous express consent by the copyright owner, except for reproduction in daily press and regular printed publications on sale to the public within 60 days of the event related to those data/results and always provided that copyright symbol appears together as follows below.

© DORNA, 2025

WORLD CHAMPIONSHIP CLASSIFICATION

RED BULL GRAND PRIX OF THE AMERICAS



Circuit Of The Americas

Constructor	Points	Leader	Previous	THA	ARG	AME	QAT	SPA	FRA	GBR	ARA	ITA	NED	GER	CZE	AUT	HUN	CAT	RSM	JPN	INA	AUS	MAL	POR	VAL
1 DUCATI	111			37	37	37																			
2 HONDA	36	75	75	10	16	10																			
3 KTM	34	77	2	12	10	12																			
4 APRILIA	33	78	1	17	5	11																			
5 YAMAHA	28	83	5	8	5	15																			

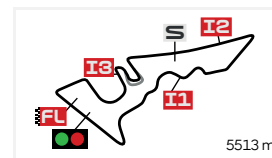
Team	Points	Leader	Previous	THA	ARG	AME	QAT	SPA	FRA	GBR	ARA	ITA	NED	GER	CZE	AUT	HUN	CAT	RSM	JPN	INA	AUS	MAL	POR	VAL
1 Ducati Lenovo Team	161			60	57	44																			
2 Pertamina Enduro VR46 Racing Team	99	62	62	24	35	40																			
3 BK8 Gresini Racing MotoGP	90	71	9	32	29	29																			
4 Red Bull KTM Factory Racing	35	126	55	14	18	3																			
5 Trackhouse MotoGP Team	30	131	5	17	1	12																			
6 Honda HRC Castrol	30	131	0	5	15	10																			
7 Monster Energy Yamaha MotoGP Team	26	135	4	4	7	15																			
8 Aprilia Racing	25	136	1	10	4	11																			
9 LCR Honda	25	136	0	9	16	-																			
10 Prima Pramac Yamaha MotoGP	24	137	1	7	3	14																			
11 Red Bull KTM Tech3	22	139	2	7	4	11																			

These data/results cannot be reproduced, stored and/or transmitted in whole or in part by any manner of electronic, mechanical, photocopying, recording, broadcasting or otherwise now known or herein after developed without the previous express consent by the copyright owner, except for reproduction in daily press and regular printed publications on sale to the public within 60 days of the event related to those data/results and always provided that copyright symbol appears together as follows below.

© DORNA, 2025

LAP CHART

RED BULL GRAND PRIX OF THE AMERICAS RACE



Circuit Of The Americas

Pos	1	2	3	4	5	6	7	8	9	10	11	12	13	14	15	16	17	18	19	20	21	22	
Grid	93	49	73	37	21	63	10	36	43	12	20	54	72	42	5	33	23	79	25	7	35	32	
	1	93	73	63	49	43	21	20	33	37	54	5	10	36	72	23	25	79	7	42	32	35	12
	2	93	73	63	49	21	43	33	20	54	37	5	10	36	72	23	79	25	7	32	35	42	12
	3	93	73	63	49	21	43	33	54	20	37	5	10	36	72	23	79	25	7	42	32	35	12
	4	93	63	73	49	21	43	33	54	37	5	20	10	36	72	23	79	25	7	42	32	35	12
	5	93	63	73	49	21	43	33	37	54	5	10	36	20	72	23	79	25	7	42	32	35	12
	6	93	63	73	49	21	43	33	37	54	5	10	36	20	72	23	79	25	42	7	32	35	12
	7	93	63	73	49	21	43	33	37	5	54	10	36	20	72	23	79	25	42	7	32	35	12
	8	93	63	73	49	21	43	33	5	54	10	36	72	20	23	79	25	42	7	32	37	12	35
	9	63	73	49	21	43	33	5	54	10	36	72	20	23	79	25	42	7	93	32	37	12	35
	10	63	73	49	21	43	33	5	54	10	72	36	23	20	79	25	42	7	12	32	93	35	37
L	11	63	73	49	21	33	43	5	54	10	72	23	79	20	25	42	7	12	32	93	35	36	
a	12	63	73	49	21	33	43	5	54	10	72	23	79	20	25	42	7	12	32	35	93		
p	13	63	73	49	21	43	5	54	72	10	23	79	20	25	42	7	12	32	35				
s	14	63	73	49	21	43	54	5	72	10	23	79	20	25	42	7	12	32	35				
	15	63	73	49	21	43	54	5	72	23	10	79	20	25	42	7	12	32	35				
	16	63	73	49	21	43	54	72	5	23	10	79	20	25	42	7	12	32	35				
	17	63	73	49	21	43	72	23	10	79	20	42	25	12	7	32	35	5					
	18	63	73	49	21	43	72	23	10	79	20	42	25	12	7	32	35						
	19	63	73	49	21	43	72	23	10	79	20	42	25	7	12	32	35						

Winner Lapped rider

These data/results cannot be reproduced, stored and/or transmitted in whole or in part by any manner of electronic, mechanical, photocopying, recording, broadcasting or otherwise now known or herein after developed without the previous express consent by the copyright owner, except for reproduction in daily press and regular printed publications on sale to the public within 60 days of the event related to those data/results and always provided that copyright symbol appears together as follows below.

© DORNA, 2025

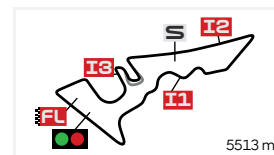
Official MotoGP Timing by TISSOT

www.motogp.com

Austin, Sunday, March 30, 2025

FASTEST LAP OF EACH RIDER

RED BULL GRAND PRIX OF THE AMERICAS RACE



Circuit Of The Americas

#	Rider	Nation	Team	Motorcycle	Time	Lap Total	Gap
1	93 Marc MARQUEZ	SPA	Ducati Lenovo Team	DUCATI	2'02.221	7 12	
2	54 Fermin ALDEGUER	SPA	BK8 Gresini Racing MotoGP	DUCATI	2'02.363	16 16	0.142 0.142
3	63 Francesco BAGNAIA	ITA	Ducati Lenovo Team	DUCATI	2'02.530	7 19	0.309 0.167
4	73 Alex MARQUEZ	SPA	BK8 Gresini Racing MotoGP	DUCATI	2'02.678	7 19	0.457 0.148
5	21 Franco MORBIDELLI	ITA	Pertamina Enduro VR46 Racing Team	DUCATI	2'02.759	5 19	0.538 0.081
6	72 Marco BEZZECCHI	ITA	Aprilia Racing	APRILIA	2'02.815	11 19	0.594 0.056
7	49 Fabio DI GIANNANTONIO	ITA	Pertamina Enduro VR46 Racing Team	DUCATI	2'02.847	16 19	0.626 0.032
8	23 Enea BASTIANINI	ITA	Red Bull KTM Tech3	KTM	2'02.914	18 19	0.693 0.067
9	12 Maverick VIÑALES	SPA	Red Bull KTM Tech3	KTM	2'02.979	14 19	0.758 0.065
10	20 Fabio QUARTARARO	FRA	Monster Energy Yamaha MotoGP Tea	YAMAHA	2'03.026	18 19	0.805 0.047
11	37 Pedro ACOSTA	SPA	Red Bull KTM Factory Racing	KTM	2'03.051	5 10	0.830 0.025
12	5 Johann ZARCO	FRA	CASTROL Honda LCR	HONDA	2'03.058	13 17	0.837 0.007
13	43 Jack MILLER	AUS	Prima Pramac Yamaha MotoGP	YAMAHA	2'03.086	13 19	0.865 0.028
14	33 Brad BINDER	RSA	Red Bull KTM Factory Racing	KTM	2'03.128	12 12	0.907 0.042
15	79 Ai OGURA	JPN	Trackhouse MotoGP Team	APRILIA	2'03.200	16 19	0.979 0.072
16	10 Luca MARINI	ITA	Honda HRC Castrol	HONDA	2'03.312	6 19	1.091 0.112
17	36 Joan MIR	SPA	Honda HRC Castrol	HONDA	2'03.393	7 11	1.172 0.081
18	42 Alex RINS	SPA	Monster Energy Yamaha MotoGP Tea	YAMAHA	2'03.414	17 19	1.193 0.021
19	25 Raul FERNANDEZ	SPA	Trackhouse MotoGP Team	APRILIA	2'03.605	7 19	1.384 0.191
20	7 Augusto FERNANDEZ	SPA	Prima Pramac Yamaha MotoGP	YAMAHA	2'03.804	12 19	1.583 0.199
21	32 Lorenzo SAVADORI	ITA	Aprilia Racing	APRILIA	2'04.444	14 19	2.223 0.640
22	35 Somkiat CHANTRA	THA	IDEMITSU Honda LCR	HONDA	2'04.825	14 19	2.604 0.381

These data/results cannot be reproduced, stored and/or transmitted in whole or in part by any manner of electronic, mechanical, photocopying, recording, broadcasting or otherwise now known or herein after developed without the previous express consent by the copyright owner, except for reproduction in daily press and regular printed publications on sale to the public within 60 days of the event related to those data/results and always provided that copyright symbol appears together as follows below.

© DORNA, 2025

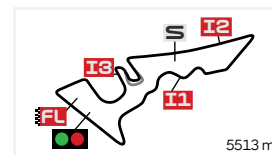
Official MotoGP Timing by  TISSOT

www.motogp.com

Austin, Sunday, March 30, 2025

EVENT BEST MAXIMUM SPEED

RED BULL GRAND PRIX OF THE AMERICAS RACE



Circuit Of The Americas

#	Rider	Nation	Team	Motorcycle	Km/h	
33	Brad BINDER	RSA	Red Bull KTM Factory Racing	KTM	345.8	Warm Up
72	Marco BEZZECCHI	ITA	Aprilia Racing	APRILIA	344.7	Race
37	Pedro ACOSTA	SPA	Red Bull KTM Factory Racing	KTM	343.5	Race
79	Ai OGURA	JPN	Trackhouse MotoGP Team	APRILIA	343.5	Race
49	Fabio DI GIANNANTONIO	ITA	Pertamina Enduro VR46 Racing Team	DUCATI	343.5	Warm Up
63	Francesco BAGNAIA	ITA	Ducati Lenovo Team	DUCATI	342.4	Race
21	Franco MORBIDELLI	ITA	Pertamina Enduro VR46 Racing Team	DUCATI	341.3	Race
23	Enea BASTIANINI	ITA	Red Bull KTM Tech3	KTM	341.3	Race
54	Fermin ALDEGUER	SPA	BK8 Gresini Racing MotoGP	DUCATI	341.3	Race
25	Raul FERNANDEZ	SPA	Trackhouse MotoGP Team	APRILIA	341.3	Race
43	Jack MILLER	AUS	Prima Pramac Yamaha MotoGP	YAMAHA	341.3	Tissot Sprint
93	Marc MARQUEZ	SPA	Ducati Lenovo Team	DUCATI	341.3	Practice
10	Luca MARINI	ITA	Honda HRC Castrol	HONDA	340.2	Warm Up
42	Alex RINS	SPA	Monster Energy Yamaha MotoGP Team	YAMAHA	340.2	Tissot Sprint
5	Johann ZARCO	FRA	CASTROL Honda LCR	HONDA	340.2	Race
36	Joan MIR	SPA	Honda HRC Castrol	HONDA	340.2	Race
73	Alex MARQUEZ	SPA	BK8 Gresini Racing MotoGP	DUCATI	339.1	Race
12	Maverick VIÑALES	SPA	Red Bull KTM Tech3	KTM	339.1	Tissot Sprint
35	Somkiat CHANTRA	THA	IDEMITSU Honda LCR	HONDA	338.0	Tissot Sprint
32	Lorenzo SAVADORI	ITA	Aprilia Racing	APRILIA	338.0	Tissot Sprint
20	Fabio QUARTARARO	FRA	Monster Energy Yamaha MotoGP Team	YAMAHA	338.0	Race
7	Augusto FERNANDEZ	SPA	Prima Pramac Yamaha MotoGP	YAMAHA	334.8	Race

These data/results cannot be reproduced, stored and/or transmitted in whole or in part by any manner of electronic, mechanical, photocopying, recording, broadcasting or otherwise now known or herein after developed without the previous express consent by the copyright owner, except for reproduction in daily press and regular printed publications on sale to the public within 60 days of the event related to those data/results and always provided that copyright symbol appears together as follows below.

© DORNA, 2025

Official MotoGP Timing by

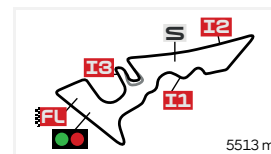
www.motogp.com

Austin, Sunday, March 30, 2025

CHRONOLOGICAL ANALYSIS OF PERFORMANCES

RED BULL GRAND PRIX OF THE AMERICAS

RACE



Circuit Of The Americas

* Lap / Sector time cancelled
 P Crossing the finish line in pit lane
 ** Tyre data subject to further updates

T1 Time from finish line to 1st intermediate
T2 Time from 1st intermed. to 2nd intermed.

T3 Time from 2nd intermed. to 3rd intermed.
T4 Time from 3rd intermediate to finish line

Lap	Lap Time	T1	T2	T3	T4	Speed	Lap	Lap Time	T1	T2	T3	T4	Speed	
1st	63	Francesco BAGNAIA DUCATI ITA						14	2'03.698	34.822	29.979	30.556	28.341	334.8
		Ducati Lenovo Team						15	2'03.313	34.634	29.903	30.448	28.328	334.8
		Runs=1	Total laps=19	Full laps=18	Valid laps=18		16	2'03.387	34.593	29.891	30.457	28.446	335.9	
Run #	1	Front Tyre	Slick-Medium	Rear Tyre	Slick-Medium		17							
		New Tyre		New Tyre			18	2'02.955	34.539	29.819	30.297	28.300	336.9	
1	2'05.031	35.647	30.606	30.491	28.287	341.3	19	2'03.657	34.669	29.907	30.440	28.641	336.9	
2	2'03.516	35.048	30.138	30.193	28.137	338.0								
3	2'03.170	34.794	30.076	30.154	28.146	339.1								
4	2'02.797	34.669	29.988	30.030	28.110	342.4								
5	2'02.747	34.623	29.857	30.171	28.096	338.0								
6	2'02.681	34.480	29.939	30.038	28.224	336.9								
7	2'02.530	34.537	29.894	29.931	28.168	336.9								
8	2'02.610	34.530	29.834	30.061	28.185	336.9								
9	2'02.636	34.669	29.786	29.984	28.197	336.9								
10	2'02.675	34.630	29.845	29.998	28.202	336.9								
11	2'02.919	34.723	29.817	30.077	28.302	336.9								
12	2'03.005	34.583	29.922	30.188	28.312	336.9								
13	2'03.419	34.824	29.993	30.182	28.420	335.9								
14	2'02.947	34.686	29.940	30.060	28.261	336.9								
15	2'03.169	34.745	29.943	30.102	28.379	336.9								
16	2'03.411	34.801	30.035	30.192	28.383	336.9								
17	2'03.555	34.766	30.055	30.270	28.464	338.0								
18	2'03.230	34.744	29.894	30.176	28.416	336.9								
19	2'04.143	34.938	30.202	30.283	28.720	333.7								
3rd	49	Fabio DI GIANNANTONIO DUCATI ITA												
		Pertamina Enduro VR46 Racing Team												
		Runs=1	Total laps=19	Full laps=18	Valid laps=18									
Run #	1	Front Tyre	Slick-Medium	Rear Tyre	Slick-Medium		1							
		New Tyre		New Tyre			2	2'03.738	34.986	30.359	30.217	28.176	340.2	
1	2'05.224	35.828	30.732	30.360	28.304	341.3	3	2'03.385	34.838	30.147	30.208	28.192	340.2	
2	2'03.738	34.986	30.359	30.217	28.176	340.2	4	2'03.561	34.832	30.277	30.260	28.192	336.9	
3	2'03.385	34.838	30.147	30.208	28.192	340.2	5	2'02.904	34.526	30.010	30.227	28.141	338.0	
4	2'03.561	34.832	30.277	30.260	28.192	336.9	6	2'03.360	34.702	30.055	30.339	28.264	336.9	
5	2'02.904	34.526	30.010	30.227	28.141	338.0	7	2'02.852	34.524	29.980	30.126	28.222	336.9	
6	2'03.360	34.702	30.055	30.339	28.264	336.9	8	2'03.121	34.628	30.001	30.211	28.281	336.9	
7	2'02.852	34.524	29.980	30.126	28.222	336.9	9	2'03.021	34.573	29.967	30.168	28.313	334.8	
8	2'03.121	34.628	30.001	30.211	28.281	336.9	10	2'03.127	34.545	29.962	30.281	28.339	336.9	
9	2'03.021	34.573	29.967	30.168	28.313	334.8	11	2'03.383	34.619	30.058	30.268	28.438	336.9	
10	2'03.127	34.545	29.962	30.281	28.339	336.9	12	2'03.236	34.546	30.042	30.231	28.417	336.9	
11	2'03.383	34.619	30.058	30.268	28.438	336.9	13	2'03.372	34.592	30.137	30.217	28.426	336.9	
12	2'03.236	34.546	30.042	30.231	28.417	336.9	14	2'03.297	34.570	29.938	30.379	28.410	335.9	
13	2'03.372	34.592	30.137	30.217	28.426	336.9	15	2'03.312	34.535	30.093	30.301	28.383	335.9	
14	2'03.297	34.570	29.938	30.379	28.410	335.9	16	2'02.847	34.549	29.901	30.132	28.265	336.9	
15	2'03.312	34.535	30.093	30.301	28.383	335.9	17	2'02.961	34.661	29.851	30.209	28.240	336.9	
16	2'02.847	34.549	29.901	30.132	28.265	336.9	18	2'02.979	34.552	29.959	30.213	28.255	336.9	
17	2'02.961	34.661	29.851	30.209	28.240	336.9	19	2'04.105	34.512	29.999	30.565	29.029	339.1	
18	2'02.979	34.552	29.959	30.213	28.255	336.9								
19	2'04.105	34.512	29.999	30.565	29.029	339.1								
4th	21	Franco MORBIDELLI DUCATI ITA												
		Pertamina Enduro VR46 Racing Team												
		Runs=1	Total laps=19	Full laps=18	Valid laps=18									
Run #	1	Front Tyre	Slick-Medium	Rear Tyre	Slick-Medium		1							
		New Tyre		New Tyre			2	2'06.416	36.063	31.000	30.788	28.565	334.8	
1	2'06.416	36.063	31.000	30.788	28.565	334.8	3	2'04.312	35.099	30.323	30.662	28.228	341.3	
2	2'04.312	35.099	30.323	30.662	28.228	341.3	4	2'03.464	34.861	30.369	30.103	28.131	335.9	
3	2'03.464	34.861	30.369	30.103	28.131	335.9	5	2'03.674	34.755	30.244	30.528	28.147	336.9	
4	2'03.674	34.755	30.244	30.528	28.147	336.9	6	2'02.759	34.675	29.901	30.113	28.070	339.1	
5	2'02.759	34.675	29.901	30.113	28.070	339.1								
6	2'03.059	34.570	30.009	30.300	28.180	338.0								
Fastest Lap:	Marc MARQUEZ	SPA	Ducati Lenovo Team	2'02.221	34.569	29.660	29.930	28.062						

These data/results cannot be reproduced, stored and/or transmitted in whole or in part by any manner of electronic, mechanical, photocopying, recording, broadcasting or otherwise now known or herein after developed without the previous express consent by the copyright owner, except for reproduction in daily press and regular printed publications on sale to the public within 60 days of the event related to those data/results and always provided that copyright symbol appears together as follows below.

© DORNA, 2025

Official MotoGP Timing by

www.motogp.com

Austin, Sunday, March 30, 2025

Lap	Lap Time	T1	T2	T3	T4	Speed	Lap	Lap Time	T1	T2	T3	T4	Speed
7	2'02.802	34.567	29.971	30.119	28.145	338.0	13	2'03.152	34.644	29.957	30.381	28.170	334.8
8	2'02.984	34.720	29.898	30.084	28.282	338.0	14	2'02.835	34.508	29.792	30.359	28.176	336.9
9	2'03.181	34.909	29.975	30.093	28.204	336.9	15	2'03.111	34.547	29.995	30.404	28.165	341.3
10	2'03.311	34.814	29.859	30.350	28.288	336.9	16	2'03.827	35.331	29.867	30.406	28.223	334.8
11	2'03.392	34.997	29.850	30.182	28.363	338.0	17	2'03.023	34.679	29.794	30.404	28.146	335.9
12	2'03.785	34.796	30.146	30.551	28.292	334.8	18	2'03.076	34.488	29.932	30.410	28.246	335.9
13	2'03.456	34.814	29.869	30.340	28.433	333.7	19	2'03.321	34.618	29.905	30.418	28.380	341.3
14	2'03.515	34.995	30.000	30.212	28.308	335.9							
15	2'03.190	34.793	29.798	30.214	28.385	335.9							
16	2'03.832	34.936	29.958	30.329	28.609	333.7							
17	2'04.686	35.538	30.162	30.439	28.547	333.7							
18	2'04.716	35.442	30.189	30.576	28.509	334.8							
19	2'04.389	35.158	30.079	30.542	28.610	334.8							

7th **23** **Enea BASTIANINI** KTM ITA
Red Bull KTM Tech3

Run #	1	Front Tyre	Slick-Medium	Rear Tyre	Slick-Medium	New Tyre	New Tyre
1	2'09.348	37.980	31.705	31.039	28.624	340.2	
2	2'04.677	35.396	30.433	30.553	28.295	338.0	
3	2'04.366	35.060	30.479	30.494	28.333	339.1	
4	2'03.750	34.860	30.181	30.400	28.309	336.9	
5	2'03.865	35.000	30.070	30.568	28.227	341.3	
6	2'03.845	34.888	30.161	30.441	28.355	336.9	
7	2'03.535	34.924	29.936	30.477	28.198	338.0	
8	2'04.099	34.883	30.188	30.687	28.341	336.9	
9	2'03.793	34.950	30.166	30.442	28.235	339.1	
10	2'03.422	34.817	30.009	30.481	28.115	340.2	
11	2'03.085	34.642	29.965	30.348	28.130	336.9	
12	2'03.210	34.713	29.870	30.408	28.219	339.1	
13	2'03.028	34.727	29.854	30.244	28.203	336.9	
14	2'03.314	34.753	29.813	30.431	28.317	340.2	
15	2'03.358	35.018	29.823	30.356	28.161	338.0	
16	2'02.953	34.625	29.837	30.315	28.176	336.9	
17	2'03.343	34.988	29.828	30.300	28.227	336.9	
18	2'02.914	34.589	29.783	30.357	28.185	336.9	
19	2'03.101	34.660	29.848	30.358	28.235	338.0	

Run #	1	Front Tyre	Slick-Medium	Rear Tyre	Slick-Soft	New Tyre	New Tyre
1	2'06.282	36.305	30.841	30.508	28.628	336.9	
2	2'04.637	35.105	30.284	30.909	28.339	332.7	
3	2'03.972	35.072	30.239	30.394	28.267	333.7	
4	2'03.707	34.832	30.135	30.458	28.282	331.6	
5	2'03.778	34.811	30.195	30.486	28.286	331.6	
6	2'03.621	34.939	30.130	30.320	28.232	330.6	
7	2'03.465	34.785	30.121	30.318	28.241	330.6	
8	2'03.182	34.749	30.046	30.155	28.232	331.6	
9	2'03.440	34.915	30.019	30.211	28.295	330.6	
10	2'03.347	34.743	30.019	30.200	28.385	330.6	
11	2'04.058	34.788	30.192	30.663	28.415	330.6	
12	2'03.577	34.844	30.098	30.298	28.337	333.7	
13	2'03.086	34.626	29.963	30.208	28.289	332.7	
14	2'03.308	34.766	30.018	30.244	28.280	329.6	
15	2'03.279	34.672	29.955	30.305	28.347	330.6	
16	2'03.531	34.716	30.084	30.414	28.317	330.6	
17	2'04.189	35.309	30.105	30.465	28.310	330.6	
18	2'03.875	34.916	30.117	30.399	28.443	330.6	
19	2'03.714	34.739	30.126	30.373	28.476	331.6	

8th **10** **Luca MARINI** HONDA ITA
Honda HRC Castrol

Run #	1	Front Tyre	Slick-Soft	Rear Tyre	Slick-Soft	New Tyre	New Tyre
1	2'07.916	37.357	31.295	30.857	28.407	340.2	
2	2'04.567	35.034	30.370	30.718	28.445	338.0	
3	2'04.533	35.275	30.411	30.532	28.315	340.2	
4	2'04.268	34.846	30.178	30.704	28.540	335.9	
5	2'03.646	34.828	30.066	30.437	28.315	338.0	
6	2'03.312	34.808	29.876	30.376	28.252	335.9	
7	2'03.536	34.817	29.926	30.436	28.357	338.0	
8	2'04.211	35.184	30.227	30.517	28.283	336.9	
9	2'03.626	34.735	30.008	30.498	28.385	335.9	
10	2'03.512	35.002	29.899	30.332	28.279	332.7	
11	2'03.397	34.768	29.859	30.392	28.378	333.7	
12	2'03.367	34.805	29.870	30.372	28.320	333.7	
13	2'03.810	34.727	30.196	30.493	28.394	334.8	
14	2'03.511	34.778	29.885	30.485	28.363	331.6	
15	2'03.918	34.856	30.001	30.683	28.378	332.7	
16	2'03.350	34.731	29.886	30.399	28.334	332.7	
17	2'03.655	34.865	29.796	30.594	28.400	334.8	
18	2'03.643	34.851	29.951	30.405	28.436	331.6	

Run #	1	Front Tyre	Slick-Medium	Rear Tyre	Slick-Soft	New Tyre	New Tyre
1	2'09.056	37.665	31.618	31.293	28.480	338.0	
2	2'04.732	35.210	30.386	30.783	28.353	339.1	
3	2'04.410	35.130	30.308	30.630	28.342	342.4	
4	2'03.801	34.851	30.036	30.501	28.413	341.3	
5	2'03.776	34.924	29.886	30.694	28.272	340.2	
6	2'03.614	34.716	30.127	30.521	28.250	344.7	
7	2'03.527	34.792	29.896	30.575	28.264	342.4	
8	2'04.274	35.071	30.155	30.592	28.456	336.9	
9	2'03.414	34.733	30.038	30.443	28.200	338.0	
10	2'03.382	34.750	30.013	30.396	28.223	334.8	
11	2'02.815	34.532	29.802	30.299	28.182	336.9	
12	2'03.283	34.690	29.890	30.514	28.189	334.8	

Fastest Lap: Marc MARQUEZ SPA Ducati Lenovo Team **2'02.221** 34.569 29.660 29.930 28.062

These data/results cannot be reproduced, stored and/or transmitted in whole or in part by any manner of electronic, mechanical, photocopying, recording, broadcasting or otherwise now known or herein after developed without the previous express consent by the copyright owner, except for reproduction in daily press and regular printed publications on sale to the public within 60 days of the event related to those data/results and always provided that copyright symbol appears together as follows below.

© DORNA, 2025

Official MotoGP Timing by TISSOT

www.motogp.com

Austin, Sunday, March 30, 2025

Race

MotoGP™

Lap	Lap Time	T1	T2	T3	T4	Speed
19	2'04.059	35.000	30.058	30.512	28.489	330.6

Run #	1	Front Tyre	Slick-Medium	Rear Tyre	Slick-Soft	
1	2'09.638	38.295	31.633	31.190	28.520	336.9
2	2'05.178	35.548	30.548	30.797	28.285	343.5
3	2'04.136	35.002	30.337	30.569	28.228	341.3
4	2'03.844	34.935	30.167	30.468	28.274	340.2
5	2'03.646	34.757	30.160	30.401	28.328	341.3
6	2'03.820	34.724	30.438	30.399	28.259	340.2
7	2'03.506	34.739	30.136	30.432	28.199	340.2
8	2'03.931	34.771	30.257	30.563	28.340	342.4
9	2'03.957	34.972	30.110	30.607	28.268	342.4
10	2'03.742	34.853	30.033	30.512	28.344	340.2
11	2'03.569	34.908	29.868	30.448	28.345	340.2
12	2'03.379	34.702	30.069	30.389	28.219	336.9
13	2'03.308	34.787	29.935	30.336	28.250	336.9
14	2'03.484	34.763	30.071	30.415	28.235	335.9
15	2'03.491	34.808	30.019	30.425	28.239	338.0
16	2'03.200	34.767	29.969	30.335	28.129	336.9
17	2'03.748	34.791	30.212	30.499	28.246	336.9
18	2'03.336	34.705	30.067	30.363	28.201	336.9
19	2'03.622	34.713	30.039	30.430	28.440	339.1

Run #	1	Front Tyre	Slick-Medium	Rear Tyre	Slick-Soft	
1	2'06.442	36.453	31.200	30.531	28.258	336.9
2	2'05.056	35.359	30.468	30.952	28.277	336.9
3	2'04.541	35.037	30.712	30.512	28.280	338.0
4	2'05.030	35.000	30.428	31.141	28.461	336.9
5	2'04.282	34.769	30.103	31.209	28.201	336.9
6	2'03.601	34.900	30.124	30.323	28.254	336.9
7	2'03.819	34.780	30.116	30.580	28.343	333.7
8	2'04.562	35.011	30.610	30.567	28.374	338.0
9	2'03.759	34.939	30.078	30.514	28.228	334.8
10	2'04.097	34.847	30.068	30.793	28.389	334.8
11	2'03.846	34.857	30.010	30.430	28.549	334.8
12	2'03.957	35.106	30.016	30.535	28.300	332.7
13	2'04.101	34.958	30.117	30.528	28.498	332.7
14	2'04.167	35.183	30.153	30.380	28.451	331.6
15	2'03.693	34.992	30.044	30.369	28.288	330.6
16	2'03.573	34.973	29.972	30.289	28.339	331.6
17	2'03.351	34.797	29.971	30.302	28.281	330.6
18	2'03.026	34.702	29.810	30.317	28.197	332.7
19	2'03.543	34.732	29.824	30.333	28.654	331.6

Run #	1	Front Tyre	Slick-Medium	Rear Tyre	Slick-Medium	
1	2'09.899	38.091	31.767	31.518	28.523	334.8
2	2'06.801	35.680	30.812	31.667	28.642	332.7
3	2'05.233	35.311	30.589	30.724	28.609	328.5
4	2'04.550	35.118	30.357	30.564	28.511	328.5

Lap	Lap Time	T1	T2	T3	T4	Speed
19	2'04.059	35.000	30.058	30.512	28.489	330.6

Run #	1	Front Tyre	Slick-Medium	Rear Tyre	Slick-Soft	
1	2'10.070	37.535	31.894	32.034	28.607	335.9
2	2'08.020	35.302	30.661	33.696	28.361	334.8
3	2'04.552	35.112	30.594	30.415	28.431	332.7
4	2'03.986	34.879	30.329	30.427	28.351	330.6
5	2'04.862	34.733	30.389	31.353	28.387	328.5
6	2'03.842	34.986	30.177	30.449	28.230	338.0
7	2'03.508	34.896	30.041	30.370	28.201	331.6
8	2'03.485	34.798	30.021	30.418	28.248	332.7
9	2'03.448	34.786	30.072	30.341	28.249	331.6
10	2'04.027	35.005	30.162	30.531	28.329	331.6
11	2'03.940	34.703	30.282	30.645	28.310	331.6
12	2'03.599	34.702	30.155	30.526	28.216	330.6
13	2'03.781	34.960	30.018	30.429	28.374	331.6
14	2'03.797	34.840	29.979	30.592	28.386	333.7
15	2'03.868	34.896	30.070	30.493	28.409	334.8
16	2'04.092	34.889	29.986	30.846	28.371	334.8
17	2'03.414	34.740	29.950	30.488	28.236	329.6
18	2'03.762	34.835	30.224	30.417	28.286	328.5
19	2'04.394	34.970	30.215	30.663	28.546	327.5

Run #	1	Front Tyre	Slick-Medium	Rear Tyre	Slick-Medium	
1	2'09.498	37.843	31.693	31.397	28.565	341.3
2	2'05.488	35.409	30.567	31.063	28.449	335.9
3	2'04.309	34.977	30.579	30.483	28.270	335.9
4	2'03.990	34.923	30.301	30.483	28.283	333.7
5	2'07.117	34.858	30.158	33.633	28.468	335.9
6	2'03.737	34.813	30.115	30.602	28.207	332.7
7	2'03.605	34.745	30.181	30.406	28.273	332.7
8	2'03.708	34.894	30.075	30.438	28.301	332.7
9	2'03.948	34.971	30.116	30.502	28.359	332.7
10	2'03.717	34.944	29.943	30.518	28.312	332.7
11	2'04.053	34.885	30.005	30.778	28.385	331.6
12	2'03.689	34.755	30.026	30.432	28.476	331.6
13	2'03.788	34.892	30.024	30.473	28.399	331.6
14	2'03.807	34.803	30.099	30.459	28.446	331.6
15	2'03.992	34.857	30.242	30.519	28.374	331.6
16	2'03.887	34.864	30.094	30.457	28.472	331.6
17	2'05.101	34.961	30.458	31.033	28.649	335.9
18	2'04.812	35.096	30.314	30.770	28.632	333.7
19	2'05.883	35.260	30.572	31.025	29.026	332.7

Run #	1	Front Tyre	Slick-Medium	Rear Tyre	Slick-Medium	
1	2'09.899	38.091	31.767	31.518	28.523	334.8
2	2'06.801	35.680	30.812	31.667	28.642	332.7
3	2'05.233	35.311	30.589	30.724	28.609	328.5
4	2'04.550	35.118	30.357	30.564	28.511	328.5

Fastest Lap: Marc MARQUEZ SPA Ducati Lenovo Team **2'02.221** 34.569 29.660 29.930 28.062

These data/results cannot be reproduced, stored and/or transmitted in whole or in part by any manner of electronic, mechanical, photocopying, recording, broadcasting or otherwise now known or herein after developed without the previous express consent by the copyright owner, except for reproduction in daily press and regular printed publications on sale to the public within 60 days of the event related to those data/results and always provided that copyright symbol appears together as follows below.

© DORNA, 2025

Official MotoGP Timing by  TISSOT

www.motogp.com

Austin, Sunday, March 30, 2025

Page 3 of 5



Race

MotoGP™

Lap	Lap Time	T1	T2	T3	T4	Speed	Lap	Lap Time	T1	T2	T3	T4	Speed
5	2'04.764	35.286	30.341	30.700	28.437	331.6	11	2'04.993	35.125	30.323	30.877	28.668	327.5
6	2'04.570	34.994	30.233	30.883	28.460	329.6	12	2'04.508	35.132	30.052	30.733	28.591	328.5
7	2'04.435	34.903	30.153	30.569	28.810	331.6	13	2'05.215	35.225	30.501	30.897	28.592	327.5
8	2'04.680	35.145	30.330	30.607	28.598	326.5	14	2'04.444	35.085	30.131	30.722	28.506	328.5
9	2'04.550	35.059	30.391	30.584	28.516	328.5	15	2'04.544	35.212	30.094	30.664	28.574	327.5
10	2'04.601	35.162	30.259	30.615	28.565	328.5	16	2'04.743	35.312	29.985	30.831	28.615	327.5
11	2'04.254	35.003	30.132	30.601	28.518	327.5	17	2'05.236	35.193	30.102	31.276	28.665	326.5
12	2'03.804	34.902	30.074	30.404	28.424	326.5	18	2'05.110	35.342	30.138	30.903	28.727	325.5
13	2'04.239	34.806	30.209	30.547	28.677	327.5	19	2'05.679	35.547	30.346	31.038	28.748	327.5
14	2'04.311	34.997	30.214	30.567	28.533	327.5							
15	2'04.525	35.185	30.299	30.473	28.568	327.5							
16	2'04.567	35.057	30.364	30.513	28.633	326.5							
17	2'06.558	35.176	30.363	31.935	29.084	329.6							
18	2'04.547	35.047	30.244	30.605	28.651	325.5							
19	2'05.043	35.115	30.360	30.725	28.843	327.5							

16th 35 **Somkiat CHANTRA** HONDA THA
IDEMITSU Honda LCR

Runs=1 Total laps=19 Full laps=18 Valid laps=18

Run #	1	Front Tyre	Slick-Soft	Rear Tyre	Slick-Soft
		New Tyre		New Tyre	
1	2'10.857	38.606	32.148	31.170	28.933 333.7
2	2'06.838	36.004	30.889	31.138	28.807 330.6
3	2'06.055	35.856	30.672	30.831	28.696 333.7
4	2'05.654	35.520	30.556	30.889	28.689 330.6
5	2'05.266	35.469	30.486	30.695	28.616 330.6
6	2'06.540	35.921	30.827	30.842	28.950 331.6
7	2'06.273	35.880	30.723	30.884	28.786 328.5
8	2'06.117	35.666	30.833	30.883	28.735 331.6
9	2'05.848	35.674	30.541	30.849	28.784 328.5
10	2'09.597	35.429	30.750	34.482	28.936 330.6
11	2'05.419	35.480	30.394	30.911	28.634 328.5
12	2'05.911	35.419	30.557	30.907	29.028 327.5
13	2'05.905	35.681	30.718	30.885	28.621 325.5
14	2'04.825	35.445	30.270	30.714	28.396 327.5
15	2'05.688	35.644	30.504	30.862	28.678 326.5
16	2'06.310	35.921	30.606	30.965	28.818 326.5
17	2'07.204	35.589	30.567	31.091	29.957 327.5
18	2'06.680	35.889	30.833	30.995	28.963 326.5
19	2'06.805	35.718	30.848	31.098	29.141 327.5

17th 5 **Johann ZARCO** HONDA FRA
CASTROL Honda LCR

Runs=1 Total laps=17 Full laps=16 Valid laps=16

Run #	1	Front Tyre	Slick-Soft	Rear Tyre	Slick-Medium
		New Tyre		New Tyre	
1	2'07.543	37.394	30.987	30.804	28.358 336.9
2	2'04.828	35.204	30.265	30.815	28.544 339.1
3	2'04.274	35.287	30.320	30.522	28.145 335.9
4	2'04.087	34.904	30.038	30.890	28.255 340.2
5	2'03.365	34.752	30.067	30.424	28.122 333.7
6	2'03.599	34.835	30.109	30.408	28.247 335.9
7	2'03.724	34.725	30.128	30.510	28.361 336.9
8	2'03.680	35.142	29.901	30.370	28.267 330.6
9	2'03.317	34.880	29.942	30.324	28.171 331.6
10	2'03.232	34.822	29.966	30.218	28.226 331.6
11	2'03.161	34.730	29.984	30.167	28.280 332.7
12	2'03.142	34.795	29.765	30.376	28.206 332.7
13	2'03.058	34.775	29.849	30.176	28.258 332.7
14	2'04.584	35.154	30.117	30.791	28.522 331.6
15	2'03.385	34.729	29.955	30.494	28.207 333.7
16	2'04.357	35.316	30.006	30.682	28.353 328.5

14th 12 **Maverick VIÑALES** KTM SPA
Red Bull KTM Tech3

Runs=1 Total laps=19 Full laps=18 Valid laps=17

Run #	1	Front Tyre	Slick-Medium	Rear Tyre	Slick-Medium
		New Tyre		New Tyre	
1	2'21.339	50.464	31.010	31.109	28.756 329.6
2	2'05.668	35.698	30.750	30.759	28.461 330.6
3	2'05.203	35.529	30.550	30.633	28.491 332.7
4	2'04.532	35.013	30.389	30.710	28.420 332.7
5	2'03.710	34.911	30.135	30.405	28.259 332.7
6	2'03.961	34.870	30.195	30.710	28.186 334.8
7	2'03.553	34.833	29.919	30.607	28.194 335.9
8	2'04.491	35.225	30.465	30.504	28.297 333.7
9	2'03.357	34.746	29.926	30.457	28.228 334.8
10	2'04.901	35.301	30.735	30.606	28.259 339.1
11	2'03.437	34.847	29.873	30.467	28.250 333.7
12	2'03.272	34.794	29.834	30.403	28.241 333.7
13	2'03.126	34.872	29.885	30.222	28.147 333.7
14	2'02.979	34.723	29.821	30.253	28.182 333.7
15	2'03.087	34.767	29.772	30.373	28.175 335.9
16	2'03.300	34.660	29.847	30.470	28.323 336.9
17	2'03.645	34.804	29.885	30.603	28.353 333.7
18	2'04.284	34.786	29.925	30.654	28.919 323.5
19	2'15.070 *	36.288 *	32.614	34.668	31.500 234.9

15th 32 **Lorenzo SAVADORI** APRILIA ITA
Aprilia Racing

Runs=1 Total laps=19 Full laps=18 Valid laps=17

Run #	1	Front Tyre	Slick-Soft	Rear Tyre	Slick-Soft
		New Tyre		New Tyre	
1	2'10.334	38.822	31.398	31.432	28.682 336.9
2	2'06.649	35.633	30.698	31.610	28.708 334.8
3	2'05.889	35.404	30.605	30.829	29.051 331.6
4	2'05.373	35.449	30.375	30.833	28.716 331.6
5	2'05.723	35.542	30.458	30.884	28.839 329.6
6	2'04.859	35.234	30.366	30.663	28.596 331.6
7	2'05.302	35.205	30.544	30.906	28.647 329.6
8	2'05.378 *	35.495	30.357	30.734	28.792 * 328.5
9	2'05.240	35.631	30.255	30.756	28.598 328.5
10	2'07.369	36.242	31.106	31.012	29.009 334.8

Fastest Lap: Marc MARQUEZ SPA Ducati Lenovo Team **2'02.221** 34.569 29.660 29.930 28.062

These data/results cannot be reproduced, stored and/or transmitted in whole or in part by any manner of electronic, mechanical, photocopying, recording, broadcasting or otherwise now known or herein after developed without the previous express consent by the copyright owner, except for reproduction in daily press and regular printed publications on sale to the public within 60 days of the event related to those data/results and always provided that copyright symbol appears together as follows below.

© DORNA, 2025

Official MotoGP Timing by TISSOT

www.motogp.com

Austin, Sunday, March 30, 2025

Page 4 of 5



Race

MotoGP™

Lap	Lap Time	T1	T2	T3	T4	Speed	Lap	Lap Time	T1	T2	T3	T4	Speed
17	6'58.565	35.124	29.901	5'17.655	35.885	331.6	8	2'02.543	34.639	29.755	30.011	28.138	334.8
18th 54 Fermin ALDEGUER DUCATI SPA BK8 Gresini Racing MotoGP							9 2'31.343 * 59.069 * 31.375 31.504 29.395 331.6						
Runs=1 Total laps=16 Full laps=15 Valid laps=15							10 2'08.111 36.680 30.933 31.224 29.274 330.6						
Run #	1	Front Tyre	Slick-Medium	Rear Tyre	Slick-Medium		Run #	1	Front Tyre	Slick-Medium	Rear Tyre	Slick-Medium	
			New Tyre		New Tyre					New Tyre		New Tyre	
1	2'07.337	36.811	31.152	30.796	28.578	333.7	11	2'08.597	36.506	30.753	31.840	29.498	327.5
2	2'04.602	35.081	30.338	30.867	28.316	341.3	12	2'13.882 P	36.905	31.059	31.935	33.983	323.5
3	2'03.863	34.768	30.262	30.529	28.304	334.8	21st 36 Joan MIR HONDA SPA Honda HRC Castrol						
4	2'03.695	34.778	30.207	30.436	28.274	333.7	Runs=1 Total laps=11 Full laps=9 Valid laps=9						
5	2'03.881	34.686	30.324	30.663	28.208	333.7	Run #	1	Front Tyre	Slick-Medium	Rear Tyre	Slick-Medium	
6	2'03.897	34.913	30.224	30.593	28.167	339.1				New Tyre		New Tyre	
7	2'04.342	34.826	30.180	30.630	28.706	333.7	1	2'08.174	36.744	31.585	31.458	28.387	339.1
8	2'03.979	35.228	30.162	30.329	28.260	333.7	2	2'04.792	35.247	30.340	30.739	28.466	336.9
9	2'03.361	34.843	29.979	30.335	28.204	333.7	3	2'04.278	35.026	30.438	30.457	28.357	340.2
10	2'03.012	34.667	29.855	30.340	28.150	332.7	4	2'04.153	34.838	30.448	30.410	28.457	336.9
11	2'03.176	34.623	29.946	30.358	28.249	338.0	5	2'03.716	34.930	30.113	30.356	28.317	339.1
12	2'03.058	34.632	29.978	30.310	28.138	333.7	6	2'03.537	34.801	30.207	30.197	28.332	336.9
13	2'03.066	34.702	29.795	30.339	28.230	335.9	7	2'03.393	34.635	30.156	30.288	28.314	336.9
14	2'04.216	34.921	30.304	30.457	28.534	332.7	8	2'04.146	35.039	30.502	30.295	28.310	334.8
15	2'02.496	34.583	29.765	30.117	28.031	332.7	9	2'03.572	34.715	30.175	30.395	28.287	336.9
16	2'02.363	34.396	29.710	30.158	28.099	334.8	10	2'04.498	35.325	30.492	30.460	28.221	332.7
	unfinished	34.618	29.693			332.7	11	2'54.618 P	34.737	30.144	58.925	50.812	333.7
19th 33 Brad BINDER KTM RSA Red Bull KTM Factory Racing							22nd 37 Pedro ACOSTA KTM SPA Red Bull KTM Factory Racing						
Runs=1 Total laps=12 Full laps=11 Valid laps=11							Runs=1 Total laps=10 Full laps=8 Valid laps=6						
Run #	1	Front Tyre	Slick-Medium	Rear Tyre	Slick-Medium		Run #	1	Front Tyre	Slick-Medium	Rear Tyre	Slick-Medium	
			New Tyre		New Tyre					New Tyre		New Tyre	
1	2'06.919	36.631	31.108	30.860	28.320	340.2	1	2'07.165	35.949	31.287	31.182	28.747	340.2
2	2'04.335	35.078	30.537	30.423	28.297	341.3	2	2'04.977	34.947	30.301	31.293	28.436	341.3
3	2'03.896	34.957	30.208	30.509	28.222	343.5	3	2'04.094	34.806	30.382	30.613	28.293	338.0
4	2'03.771	34.861	30.062	30.563	28.285	341.3	4	2'03.731	34.902	30.273	30.434	28.122	338.0
5	2'03.760	34.752	30.051	30.622	28.335	339.1	5	2'03.051	34.557	30.059	30.325	28.110	339.1
6	2'03.940	34.860	30.564	30.287	28.229	340.2	6	2'03.856 *	34.634	30.526 *	30.508	28.188	343.5
7	2'03.247	34.723	29.900	30.352	28.272	340.2	7	2'04.219	34.736	30.795	30.352	28.336	341.3
8	2'03.136	34.876	29.804	30.251	28.205	339.1	8	2'18.680 *	48.864 *	30.835	30.692	28.289	335.9
9	2'03.520	34.871	29.948	30.341	28.360	341.3	9	2'05.624	35.556	30.521	30.643	28.904	336.9
10	2'03.201	34.715	29.846	30.305	28.335	342.4	10	2'16.659 P	36.701 *	31.864	33.971	34.123	334.8
11	2'03.386	34.825	29.944	30.265	28.352	338.0	20th 93 Marc MARQUEZ DUCATI SPA Ducati Lenovo Team						
12	2'03.128	34.774	29.762	30.230	28.362	336.9	Runs=1 Total laps=12 Full laps=10 Valid laps=9						
	unfinished	34.655	29.831	30.260		336.9	Run #	1	Front Tyre	Slick-Medium	Rear Tyre	Slick-Medium	
			New Tyre		New Tyre					New Tyre		New Tyre	
1	2'03.575	35.248	30.027	30.145	28.155	332.7	1	2'03.575	35.248	30.027	30.145	28.155	332.7
2	2'03.399	34.999	30.018	30.201	28.181	332.7	2	2'03.399	34.999	30.018	30.201	28.181	332.7
3	2'03.099	34.809	30.029	30.105	28.156	333.7	3	2'03.099	34.809	30.029	30.105	28.156	333.7
4	2'03.059	34.738	30.016	30.118	28.187	333.7	4	2'03.059	34.738	30.016	30.118	28.187	333.7
5	2'02.466	34.599	29.733	30.056	28.078	335.9	5	2'02.466	34.599	29.733	30.056	28.078	335.9
6	2'02.433	34.567	29.733	30.082	28.051	334.8	6	2'02.433	34.567	29.733	30.082	28.051	334.8
7	2'02.221	34.569	29.660	29.930	28.062	334.8	7	2'02.221	34.569	29.660	29.930	28.062	334.8
Fastest Lap: Marc MARQUEZ SPA Ducati Lenovo Team 2'02.221 34.569 29.660 29.930 28.062													

These data/results cannot be reproduced, stored and/or transmitted in whole or in part by any manner of electronic, mechanical, photocopying, recording, broadcasting or otherwise now known or herein after developed without the previous express consent by the copyright owner, except for reproduction in daily press and regular printed publications on sale to the public within 60 days of the event related to those data/results and always provided that copyright symbol appears together as follows below.

© DORNA, 2025

Official MotoGP Timing by  TISSOT

www.motogp.com

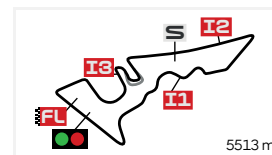
Austin, Sunday, March 30, 2025

Page 5 of 5



ANALYSIS BY LAP

RED BULL GRAND PRIX OF THE AMERICAS RACE



Circuit Of The Americas

Num	Lap Time	Gap												
Lap 1			32	2'06.649	10.009	23	2'03.750	9.009	10	2'03.312	10.211	33	2'03.136	10.209
93	2'03.575		35	2'06.838	10.721	79	2'03.844	9.664	36	2'03.537	10.619	5	2'03.680	12.305
73	2'04.711	1.136	42	2'08.020	11.116	25	2'03.990	10.153	20	2'03.601	10.921	54	2'03.979	12.801
63	2'05.031	1.456	12	2'05.668	20.033	7	2'04.550	13.351	72	2'03.614	11.358	10	2'04.211	13.194
49	2'05.224	1.649	Lap 3			42	2'03.986	13.496	23	2'03.845	11.820	36	2'04.146	13.394
43	2'06.282	2.707	93	2'03.099		32	2'05.373	15.113	79	2'03.820	12.231	72	2'04.274	14.395
21	2'06.416	2.841	73	2'03.394	1.453	35	2'05.654	16.272	25	2'03.737	16.108	20	2'04.562	14.538
20	2'06.442	2.867	63	2'03.170	1.644	12	2'04.532	23.610	42	2'03.842	17.301	23	2'04.099	14.690
33	2'06.919	3.344	49	2'03.385	2.274	Lap 5			7	2'04.570	17.786	79	2'03.931	14.904
37	2'07.165	3.590	21	2'03.464	4.119	93	2'02.466		32	2'04.859	20.796	25	2'03.708	18.657
54	2'07.337	3.762	43	2'03.972	4.818	63	2'02.747	1.663	35	2'06.540	23.179	42	2'03.485	19.530
5	2'07.543	3.968	33	2'03.896	5.077	73	2'02.878	2.016	12	2'03.961	26.382	7	2'04.680	22.137
10	2'07.916	4.341	54	2'03.863	5.729	49	2'02.904	3.214	Lap 7			32	2'05.378	26.712
36	2'08.174	4.599	20	2'04.541	5.966	21	2'02.759	5.027	93	2'02.221		37	2'18.680	26.978
72	2'09.056	5.481	37	2'04.094	6.163	43	2'03.778	6.778	63	2'02.530	2.220	12	2'04.491	29.662
23	2'09.348	5.773	5	2'04.274	6.572	33	2'03.760	7.083	73	2'02.678	2.778	35	2'06.117	30.805
25	2'09.498	5.923	10	2'04.533	6.943	37	2'03.051	7.420	49	2'02.852	4.772	Lap 9		
79	2'09.638	6.063	36	2'04.278	7.171	54	2'03.881	7.780	21	2'02.802	6.234	63	2'02.636	
7	2'09.899	6.324	72	2'04.410	8.125	5	2'03.365	8.499	43	2'03.465	9.210	73	2'03.197	1.316
42	2'10.070	6.495	23	2'04.366	8.318	10	2'03.646	9.332	33	2'03.247	9.616	49	2'03.021	3.448
32	2'10.334	6.759	79	2'04.136	8.879	36	2'03.716	9.515	37	2'04.219	10.841	21	2'03.181	4.933
35	2'10.857	7.282	25	2'04.309	9.222	20	2'04.282	9.753	5	2'03.724	11.168	43	2'03.440	8.366
12	2'21.339	17.764	7	2'05.233	11.860	72	2'03.776	10.177	54	2'04.342	11.365	33	2'03.520	8.806
Lap 2			42	2'04.552	12.569	23	2'03.865	10.408	10	2'03.536	11.526	5	2'03.317	10.699
93	2'03.399		32	2'05.889	12.799	79	2'03.646	10.844	36	2'03.393	11.791	54	2'03.361	11.239
73	2'03.421	1.158	35	2'06.055	13.677	25	2'07.117	14.804	20	2'03.819	12.519	10	2'03.626	11.897
63	2'03.516	1.573	12	2'05.203	22.137	7	2'04.764	15.649	72	2'03.527	12.664	36	2'03.572	12.043
49	2'03.738	1.988	Lap 4			42	2'04.862	15.892	23	2'03.535	13.134	72	2'03.414	12.886
21	2'04.312	3.754	93	2'03.059		32	2'05.723	18.370	79	2'03.506	13.516	20	2'03.759	13.374
43	2'04.637	3.945	63	2'02.797	1.382	35	2'05.266	19.072	25	2'03.605	17.492	23	2'03.793	13.560
33	2'04.335	4.280	73	2'03.210	1.604	12	2'03.710	24.854	42	2'03.508	18.588	79	2'03.957	13.938
20	2'05.056	4.524	49	2'03.561	2.776	Lap 6			7	2'04.435	20.000	25	2'03.948	17.682
54	2'04.602	4.965	21	2'03.674	4.734	93	2'02.433		32	2'05.302	23.877	42	2'03.448	18.055
37	2'04.977	5.168	43	2'03.707	5.466	63	2'02.681	1.911	35	2'06.273	27.231	7	2'04.550	21.764
5	2'04.828	5.397	33	2'03.771	5.789	73	2'02.738	2.321	12	2'03.553	27.714	93	2'31.343	26.420
10	2'04.567	5.509	54	2'03.695	6.365	49	2'03.360	4.141	Lap 8			32	2'05.240	27.029
36	2'04.792	5.992	37	2'03.731	6.835	21	2'03.059	5.653	93	2'02.543		37	2'05.624	27.679
72	2'04.732	6.814	5	2'04.087	7.600	43	2'03.621	7.966	63	2'02.610	2.287	12	2'03.357	28.096
23	2'04.677	7.051	20	2'05.030	7.937	33	2'03.940	8.590	73	2'02.807	3.042	35	2'05.848	31.730
79	2'05.178	7.842	10	2'04.268	8.152	37	2'03.856	8.843	49	2'03.121	5.350	Lap 10		
25	2'05.488	8.012	36	2'04.153	8.265	54	2'03.897	9.244	21	2'02.984	6.675	63	2'02.675	
7	2'06.801	9.726	72	2'03.801	8.867	5	2'03.599	9.665	43	2'03.182	9.849	73	2'03.009	1.650

 Lapped rider

These data/results cannot be reproduced, stored and/or transmitted in whole or in part by any manner of electronic, mechanical, photocopying, recording, broadcasting or otherwise now known or herein after developed without the previous express consent by the copyright owner, except for reproduction in daily press and regular printed publications on sale to the public within 60 days of the event related to those data/results and always provided that copyright symbol appears together as follows below.

© DORNA, 2025

Official MotoGP Timing by

www.motogp.com

Austin, Sunday, March 30, 2025

Num	Lap Time	Gap												
49	2'03.127	3.900	10	2'03.367	13.574	Lap 15				25	2'05.101	24.616		
21	2'03.311	5.569	72	2'03.283	13.767	63	2'03.169					12	2'03.645	30.743
43	2'03.347	9.038	23	2'03.210	14.678	73	2'03.313	3.145				7	2'06.558	33.523
33	2'03.201	9.332	79	2'03.379	16.029	49	2'03.312	5.041				32	2'05.236	42.981
5	2'03.232	11.256	20	2'03.957	16.675	21	2'03.190	7.448				35	2'07.204	57.489
54	2'03.012	11.576	25	2'03.689	20.542	43	2'03.279	10.887				<input checked="" type="checkbox"/> 5	6'58.565	5'09.083
10	2'03.512	12.734	42	2'03.599	21.022	54	2'02.496	12.129	Lap 18					
72	2'03.382	13.593	7	2'03.804	25.824	5	2'03.385	13.127	63	2'03.230				
36	2'04.498	13.866	12	2'03.272	31.107	72	2'03.111	13.330	73	2'02.955	2.575			
23	2'03.422	14.307	32	2'04.508	35.300	23	2'03.358	14.843	49	2'02.979	3.632			
20	2'04.097	14.796	35	2'05.911	44.058	10	2'03.918	15.278	21	2'04.716	10.486			
79	2'03.742	15.005	93	2'13.882	48.411	79	2'03.491	16.777	43	2'03.875	12.286			
25	2'03.717	18.724	Lap 13			20	2'03.693	19.101	72	2'03.076	13.060			
42	2'04.027	19.407	63	2'03.419		25	2'03.992	22.594	23	2'02.914	13.857			
7	2'04.601	23.690	73	2'03.261	2.250	42	2'03.868	22.933	10	2'03.643	15.730			
12	2'04.901	30.322	49	2'03.372	4.548	7	2'04.525	29.364	79	2'03.336	16.865			
32	2'07.369	31.723	21	2'03.456	6.859	12	2'03.087	30.764	20	2'03.026	18.855			
93	2'08.111	31.856	43	2'03.086	10.416	32	2'04.544	39.968	42	2'03.762	24.005			
35	2'09.597	38.652	5	2'03.058	11.274	35	2'05.688	50.941	25	2'04.812	26.198			
37	2'16.659	41.663	54	2'03.066	11.533	Lap 16			12	2'04.284	31.797			
Lap 11			72	2'03.152	13.500	63	2'03.411		7	2'04.547	34.840			
63	2'02.919		10	2'03.810	13.965	73	2'03.387	3.121	32	2'05.110	44.861			
73	2'03.168	1.899	23	2'03.028	14.287	49	2'02.847	4.477	35	2'06.680	1'00.939			
49	2'03.383	4.364	79	2'03.308	15.918	21	2'03.832	7.869	Lap 19					
21	2'03.392	6.042	20	2'04.101	17.357	43	2'03.531	11.007	63	2'04.143				
33	2'03.386	9.799	25	2'03.788	20.911	54	2'02.363	11.081	73	2'03.657	2.089			
43	2'04.058	10.177	42	2'03.781	21.384	72	2'03.827	13.746	49	2'04.105	3.594			
5	2'03.161	11.498	7	2'04.239	26.644	5	2'04.357	14.073	21	2'04.389	10.732			
54	2'03.176	11.833	12	2'03.126	30.814	23	2'02.953	14.385	43	2'03.714	11.857			
10	2'03.397	13.212	32	2'05.215	37.096	10	2'03.350	15.217	72	2'03.321	12.238			
72	2'02.815	13.489	35	2'05.905	46.544	79	2'03.200	16.566	23	2'03.101	12.815			
23	2'03.085	14.473	Lap 14			20	2'03.573	19.263	10	2'04.059	15.646			
79	2'03.569	15.655	63	2'02.947		25	2'03.887	23.070	79	2'03.622	16.344			
20	2'03.846	15.723	73	2'03.698	3.001	42	2'04.092	23.614	20	2'03.543	18.255			
25	2'04.053	19.858	49	2'03.297	4.898	7	2'04.567	30.520	42	2'04.394	24.256			
42	2'03.940	20.428	21	2'03.515	7.427	12	2'03.300	30.653	25	2'05.883	27.938			
7	2'04.254	25.025	43	2'03.308	10.777	32	2'04.743	41.300	7	2'05.043	35.740			
12	2'03.437	30.840	54	2'04.216	12.802	35	2'06.310	53.840	12	2'15.070	42.724			
32	2'04.993	33.797	5	2'04.584	12.911	Lap 17			32	2'05.679	46.397			
93	2'08.597	37.534	72	2'02.835	13.388	63	2'03.555		35	2'06.805	1'03.601			
35	2'05.419	41.152	10	2'03.511	14.529	73	2'03.284	2.850						
36	2'54.618	1'05.565	23	2'03.314	14.654	49	2'02.961	3.883						
Lap 12			79	2'03.484	16.455	21	2'04.686	9.000						
63	2'03.005		20	2'04.167	18.577	43	2'04.189	11.641						
73	2'03.514	2.408	25	2'03.807	21.771	72	2'03.023	13.214						
49	2'03.236	4.595	42	2'03.797	22.234	23	2'03.343	14.173						
21	2'03.785	6.822	7	2'04.311	28.008	10	2'03.655	15.317						
33	2'03.128	9.922	12	2'02.979	30.846	79	2'03.748	16.759						
43	2'03.577	10.749	32	2'04.444	38.593	20	2'03.351	19.059						
5	2'03.142	11.635	35	2'04.825	48.422	42	2'03.414	23.473						
54	2'03.058	11.886												

Lapped rider

These data/results cannot be reproduced, stored and/or transmitted in whole or in part by any manner of electronic, mechanical, photocopying, recording, broadcasting or otherwise now known or herein after developed without the previous express consent by the copyright owner, except for reproduction in daily press and regular printed publications on sale to the public within 60 days of the event related to those data/results and always provided that copyright symbol appears together as follows below.

© DORNA, 2025

Official MotoGP Timing by  TISSOT

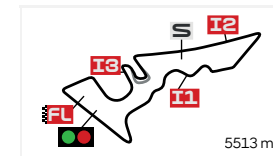
www.motogp.com

Austin, Sunday, March 30, 2025

Page 2 of 2

2025 ROOKIE OF THE YEAR CLASSIFICATION

RED BULL GRAND PRIX OF THE AMERICAS



Circuit Of The Americas

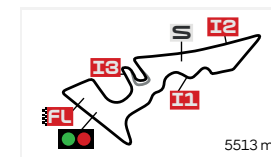
Rider	Points	Leader	Prev	THA	ARG	AME	QAT	SPA	FRA	GBR	ARA	ITA	NED	GER	CZE	AUT	HUN	CAT	RSM	JPN	INA	AUS	MAL	POR	VAL
1 OGURA Ai [JPN]	25			17 11 6	- - -	8 7 1																			
2 ALDEGUER Fermin [SPA]	3	22	22	3 3 -	- - -	- -																			

These data/results cannot be reproduced, stored and/or transmitted in whole or in part by any manner of electronic, mechanical, photocopying, recording, broadcasting or otherwise now known or herein after developed without the previous express consent by the copyright owner, except for reproduction in daily press and regular printed publications on sale to the public within 60 days of the event related to those data/results and always provided that copyright symbol appears together as follows below.

© DORNA, 2025

2025 INDEPENDENT TEAM CLASSIFICATION

RED BULL GRAND PRIX OF THE AMERICAS

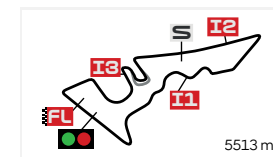


Rider	Points	Leader	Prev	THA	ARG	AME	QAT	SPA	FRA	GBR	ARA	ITA	NED	GER	CZE	AUT	HUN	CAT	RSM	JPN	INA	AUS	MAL	POR	VAL	
1 MARQUEZ Alex [SPA]	87			29 20 9	29 20 9	29 20 9																				
2 MORBIDELLI Franco [ITA]	55	32	32	18 13 5	19 16 3	18 13 5																				
3 DI GIANNANTONIO Fabio [ITA]	44	43	11	6 6 -	16 11 5	22 16 6																				
4 OGURA Ai [JPN]	25	62	19	17 11 6	- - -	8 7 1																				
5 ZARCO Johann [FRA]	25	62	0	9 9 -	16 10 6	- -																				
6 MILLER Jack [AUS]	19	68	6	5 5 -	3 3 -	11 11 -																				
7 BASTIANINI Enea [ITA]	16	71	3	7 7 -	- - -	9 9 -																				
8 VIÑALES Maverick [SPA]	6	81	10	- - -	4 4 -	2 2 -																				
9 FERNANDEZ Raul [SPA]	5	82	1	- - -	1 1 -	4 4 -																				
10 ALDEGUER Fermin [SPA]	3	84	2	3 3 -	- - -	- -																				
11 FERNANDEZ Augusto [SPA]	3	84	0	- - -	- - -	3 3 -																				
12 OLIVEIRA Miguel [POR]	2	85	1	2 2 -	- - -	- -																				

These data/results cannot be reproduced, stored and/or transmitted in whole or in part by any manner of electronic, mechanical, photocopying, recording, broadcasting or otherwise now known or herein after developed without the previous express consent by the copyright owner, except for reproduction in daily press and regular printed publications on sale to the public within 60 days of the event related to those data/results and always provided that copyright symbol appears together as follows below.
 © DORNA, 2025

2025 INDEPENDENT TEAM CLASSIFICATION

RED BULL GRAND PRIX OF THE AMERICAS

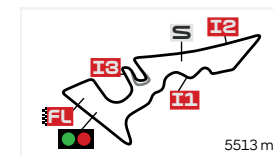


Team	Points	Leader	Previous	THA	ARG	AME	QAT	SPA	FRA	GBR	ARA	ITA	NED	GER	CZE	AUT	HUN	CAT	RSM	JPN	INA	AUS	MAL	POR	VAL
1 PERTAMINA ENDURO VR46 RACING TEAM	99			24	35	40																			
2 BK8 GRESINI RACING MOTOGP	90	9	9	32	29	29																			
3 TRACKHOUSE MOTOGP TEAM	30	69	60	17	1	12																			
4 LCR HONDA	25	74	5	9	16	-																			
5 PRIMA PRAMAC YAMAHA MOTOGP	24	75	1	7	3	14																			
6 RED BULL KTM TECH3	22	77	2	7	4	11																			

These data/results cannot be reproduced, stored and/or transmitted in whole or in part by any manner of electronic, mechanical, photocopying, recording, broadcasting or otherwise now known or herein after developed without the previous express consent by the copyright owner, except for reproduction in daily press and regular printed publications on sale to the public within 60 days of the event related to those data/results and always provided that copyright symbol appears together as follows below.
 © DORNA, 2025

2025 RIDERS PERFORMANCE

RED BULL GRAND PRIX OF THE AMERICAS



Circuit Of The Americas

(Qualifying Position / Sprint Starting Position - Sprint Position / Race Starting Position - Race Position)

#	Rider	Pts	THA	ARG	AME	QAT	SPA	FRA	GBR	ARA	ITA	NED	GER	CZE	AUT	HUN	CAT	RSM	JPN	INA	AUS	MAL	POR	VAL			
1	MARQUEZ Alex	87	2	2	3																						
			2-2	2-2	3-2																						
			2-2	2-2	3-2																						
2	MARQUEZ Marc	86	1	1	1																						
			1-1	1-1	1-1																						
			1-1	1-1	1-NC																						
3	BAGNAIA Francesco	75	3	4	6																						
			3-3	4-3	6-3																						
			3-3	4-4	6-1																						
4	MORBIDELLI Franco	55	6	8	5																						
			6-5	8-7	5-5																						
			9-4	8-3	5-4																						
5	DI GIANNANTONIO Fabio	44	13	6	2																						
			13-NC	6-5	2-4																						
			13-10	6-5	2-3																						
6	OGURA Ai	25	5	15	18																						
			5-4	15-15	18-9																						
			5-5	15-DS	18-9																						
7	ZARCO Johann	25	12	3	15																						
			12-10	3-4	15-16																						
			12-7	3-6	15-17																						
8	BEZZECCHI Marco	24	9	9	13																						
			9-12	9-6	13-10																						
			8-6	9-NL	13-6																						

NC=Not classified NL=Not finished first lap NP=Not started race re-start N2=Not finished first lap race re-start EX=Excluded NS=Not Started DS=Disqualified

These data/results cannot be reproduced, stored and/or transmitted in whole or in part by any manner of electronic, mechanical, photocopying, recording, broadcasting or otherwise now known or herein after developed without the previous express consent by the copyright owner, except for reproduction in daily press and regular printed publications on sale to the public within 60 days of the event related to those data/results and always provided that copyright symbol appears together as follows below.

© DORNA, 2025

#	Rider	Pts	THA	ARG	AME	QAT	SPA	FRA	GBR	ARA	ITA	NED	GER	CZE	AUT	HUN	CAT	RSM	JPN	INA	AUS	MAL	POR	VAL			
9	MARINI Luca	20	16	16	7																						
			16-15	16-13	7-8																						
			16-12	16-10	7-8																						
10	MILLER Jack	19	4	13	9																						
			4-NC	13-11	9-14																						
			4-11	13-13	9-5																						
11	BINDER Brad	19	14	11	16																						
			14-8	11-NL	16-12																						
			14-8	11-7	16-NC																						
12	BASTIANINI Enea	16	20	21	17																						
			20-18	21-14	17-13																						
			20-9	20-17	17-7																						
13	ACOSTA Pedro	16	7	5	4																						
			7-6	5-9	4-7																						
			6-19	5-8	4-NC																						
14	QUARTARARO Fabio	16	10	7	11																						
			10-7	7-10	11-6																						
			10-15	7-14	11-10																						
15	MIR Joan	10	11	10	8																						
			11-9	10-8	8-NC																						
			11-NC	10-9	8-NC																						
16	RINS Alex	10	19	12	14																						
			19-17	12-12	14-15																						
			19-17	12-11	14-11																						
17	VIÑALES Maverick	6	18	20	10																						
			18-14	20-18	10-NC																						
			18-16	19-12	23-14																						
18	FERNANDEZ Raul	5	8	18	19																						
			8-11	18-16	19-17																						
			7-NC	17-15	19-12																						

NC=Not classified NL=Not finished first lap NP=Not started race re-start N2=Not finished first lap race re-start EX=Excluded NS=Not Started DS=Disqualified

These data/results cannot be reproduced, stored and/or transmitted in whole or in part by any manner of electronic, mechanical, photocopying, recording, broadcasting or otherwise now known or herein after developed without the previous express consent by the copyright owner, except for reproduction in daily press and regular printed publications on sale to the public within 60 days of the event related to those data/results and always provided that copyright symbol appears together as follows below.

© DORNA, 2025

Official MotoGP Timing by  TISSOT

www.motogp.com

Austin, Sunday, March 30, 2025

#	Rider	Pts	THA	ARG	AME	QAT	SPA	FRA	GBR	ARA	ITA	NED	GER	CZE	AUT	HUN	CAT	RSM	JPN	INA	AUS	MAL	POR	VAL			
19	ALDEGUER Fermin	3	15	14	12																						
			15-13	14-19	12-11																						
			15-13	14-16	12-NC																						
20	FERNANDEZ Augusto	3	-	-	20																						
			-	-	20-18																						
			-	-	20-13																						
21	OLIVEIRA Miguel	2	17	17	-																						
			17-16	17-NC	-																						
			17-14	-	-																						
22	SAVADORI Lorenzo	1	22	22	22																						
			22-20	22-NC	22-20																						
			21-20	-	22-15																						
23	CHANTRA Somkiat	0	21	19	21																						
			21-19	19-17	21-19																						
			22-18	18-18	21-16																						

NC=Not classified NL=Not finished first lap NP=Not started race re-start N2=Not finished first lap race re-start EX=Excluded NS=Not Started DS=Disqualified

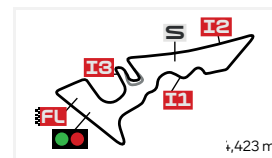
These data/results cannot be reproduced, stored and/or transmitted in whole or in part by any manner of electronic, mechanical, photocopying, recording, broadcasting or otherwise now known or herein after developed without the previous express consent by the copyright owner, except for reproduction in daily press and regular printed publications on sale to the public within 60 days of the event related to those data/results and always provided that copyright symbol appears together as follows below.

© DORNA, 2025

Official MotoGP Timing by  TISSOT

www.motogp.com

Austin, Sunday, March 30, 2025



Circuit Of The Americas

OFFICIAL STARTING GRID

RED BULL GRAND PRIX OF THE AMERICAS

RACE : 20 LAPS = 110.26 KM

1

3
2'01.448
73 Alex MARQUEZ
Ducati

2
2'01.189
49 Fabio DI GIANNANTONIO
Ducati

1
2'01.088
93 Marc MARQUEZ
Ducati

2

6
2'01.611
63 Francesco BAGNAIA
Ducati

5
2'01.529
21 Franco MORBIDELLI
Ducati

4
2'01.504
37 Pedro ACOSTA
KTM

3

9
2'02.008
43 Jack MILLER
Yamaha

8
2'02.008
36 Joan MIR
Honda

7
2'01.737
10 Luca MARINI
Honda

4

12
2'02.419
54 Fermin ALDEGUER
Ducati

11
2'02.032
20 Fabio QUARTARARO
Yamaha

10
2'02.019
12 Maverick VIÑALES
KTM

5

15
2'02.636
5 Johann ZARCO
Honda

14
2'02.500
42 Alex RINS
Yamaha

13
2'02.195
72 Marco BEZZECCHI
Aprilia

6

18
2'02.909
79 Ai OGURA
Aprilia

17
2'02.868
23 Enea BASTIANINI
KTM

16
2'02.637
33 Brad BINDER
KTM

7

21
2'03.909
35 Somkiat CHANTRA
Honda

20
2'03.805
7 Augusto FERNANDEZ
Yamaha


19
2'02.957
25 Raul FERNANDEZ
Aprilia

The results are provisional until the end of the limit for protest and appeal

Time limit for protest expires 60' after publication of the results - **Beth MILLER** Time: **10:12**

These data/results cannot be reproduced, stored and/or transmitted in whole or in part by any manner of electronic, mechanical, photocopying, recording, broadcasting or otherwise now known or herein after developed without the previous express consent by the copyright owner, except for reproduction in daily press and regular printed publications on sale to the public within 60 days of the event related to those data/results and always provided that copyright symbol appears together as follows below.

© DORNA, 2025

Official MotoGP Timing by  TISSOT

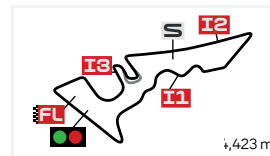
www.motogp.com

Austin, Sunday, March 30, 2025

OFFICIAL STARTING GRID

RED BULL GRAND PRIX OF THE AMERICAS

RACE : 20 LAPS = 110.26 KM



Circuit Of The Americas

8


22
2'04.254
32 Lorenzo SAVADORI
Aprilia

The results are provisional until the end of the limit for protest and appeal:

Time limit for protest expires 60' after publication of the results - **Beth MILLER** Time: **10:12**

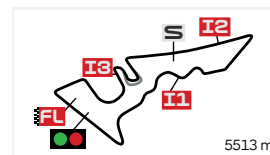
These data/results cannot be reproduced, stored and/or transmitted in whole or in part by any manner of electronic, mechanical, photocopying, recording, broadcasting or otherwise now known or herein after developed without the previous express consent by the copyright owner, except for reproduction in daily press and regular printed publications on sale to the public within 60 days of the event related to those data/results and always provided that copyright symbol appears together as follows below.

© DORNA, 2025

Official MotoGP Timing by  TISSOT

www.motogp.com

Austin, Sunday, March 30, 2025



Circuit Of The Americas

TOP SPEED & AVERAGE

RED BULL GRAND PRIX OF THE AMERICAS RACE

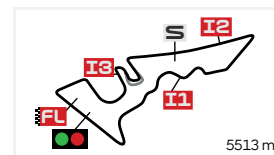
#	Rider	Nation	Motorcycle	Top 5 speeds					Average	Top
72	Marco BEZZECCHI	ITA	APRILIA	344.7	342.4	342.4	341.3	341.3	342.2	344.7
33	Brad BINDER	RSA	KTM	343.5	342.4	341.3	341.3	341.3	342.0	343.5
37	Pedro ACOSTA	SPA	KTM	343.5	341.3	341.3	340.2	339.1	341.1	343.5
79	Ai OGURA	JPN	APRILIA	343.5	342.4	342.4	341.3	341.3	342.2	343.5
63	Francesco BAGNAIA	ITA	DUCATI	342.4	341.3	339.1	338.0	338.0	339.5	342.4
21	Franco MORBIDELLI	ITA	DUCATI	341.3	339.1	338.0	338.0	338.0	338.7	341.3
23	Enea BASTIANINI	ITA	KTM	341.3	340.2	340.2	340.2	339.1	339.9	341.3
25	Raul FERNANDEZ	SPA	APRILIA	341.3	335.9	335.9	335.9	335.9	337.0	341.3
49	Fabio DI GIANNANTONIO	ITA	DUCATI	341.3	340.2	340.2	339.1	338.0	339.8	341.3
54	Fermin ALDEGUER	SPA	DUCATI	341.3	339.1	338.0	335.9	334.8	337.3	341.3
5	Johann ZARCO	FRA	HONDA	340.2	339.1	336.9	336.9	335.9	337.5	340.2
10	Luca MARINI	ITA	HONDA	340.2	340.2	338.0	338.0	338.0	338.9	340.2
36	Joan MIR	SPA	HONDA	340.2	339.1	339.1	336.9	336.9	337.9	340.2
12	Maverick VIÑALES	SPA	KTM	339.1	336.9	335.9	335.9	334.8	336.2	339.1
73	Alex MARQUEZ	SPA	DUCATI	339.1	336.9	336.9	336.9	335.9	336.4	339.1
20	Fabio QUARTARARO	FRA	YAMAHA	338.0	338.0	336.9	336.9	336.9	337.2	338.0
42	Alex RINS	SPA	YAMAHA	338.0	335.9	334.8	334.8	334.8	335.7	338.0
32	Lorenzo SAVADORI	ITA	APRILIA	336.9	334.8	334.8	331.6	331.6	333.6	336.9
43	Jack MILLER	AUS	YAMAHA	336.9	333.7	333.7	332.7	332.7	333.9	336.9
93	Marc MARQUEZ	SPA	DUCATI	335.9	334.8	334.8	334.8	333.7	334.6	335.9
7	Augusto FERNANDEZ	SPA	YAMAHA	334.8	332.7	331.6	331.6	329.6	331.7	334.8
35	Somkiat CHANTRA	THA	HONDA	333.7	333.7	331.6	331.6	330.6	331.6	333.7

These data/results cannot be reproduced, stored and/or transmitted in whole or in part by any manner of electronic, mechanical, photocopying, recording, broadcasting or otherwise now known or herein after developed without the previous express consent by the copyright owner, except for reproduction in daily press and regular printed publications on sale to the public within 60 days of the event related to those data/results and always provided that copyright symbol appears together as follows below.

© DORNA, 2025

Official MotoGP Timing by www.motogp.com

Austin, Sunday, March 30, 2025

FASTEST LAPS SEQUENCE**RED BULL GRAND PRIX OF THE AMERICAS
RACE**

Circuit Of The Americas

Lap	Race Time	# Rider	Nation	Motorcycle	Time	Km/h	Riders's Lap
2	4'06.974	93 Marc MARQUEZ	SPA	DUCATI	2'03.399	160.8	2
3	6'10.073	93 Marc MARQUEZ	SPA	DUCATI	2'03.099	161.2	3
4	8'13.132	93 Marc MARQUEZ	SPA	DUCATI	2'03.059	161.2	4
4	8'14.514	63 Francesco BAGNAIA	ITA	DUCATI	2'02.797	161.6	4
5	10'15.598	93 Marc MARQUEZ	SPA	DUCATI	2'02.466	162.0	5
6	12'18.031	93 Marc MARQUEZ	SPA	DUCATI	2'02.433	162.1	6
7	14'20.252	93 Marc MARQUEZ	SPA	DUCATI	2'02.221	162.3	7

These data/results cannot be reproduced, stored and/or transmitted in whole or in part by any manner of electronic, mechanical, photocopying, recording, broadcasting or otherwise now known or herein after developed without the previous express consent by the copyright owner, except for reproduction in daily press and regular printed publications on sale to the public within 60 days of the event related to those data/results and always provided that copyright symbol appears together as follows below.

© DORNA, 2025

Official MotoGP Timing by  TISSOT

www.motogp.com

Austin, Sunday, March 30, 2025