



Circuit Of The Americas

CLASSIFICATION

RED BULL GRAND PRIX OF THE AMERICAS

WARM UP

#	Rider	Nation	Team	Motorcycle	Time	Lap Total	Gap	T. Speed
1	93 Marc MARQUEZ	SPA	Ducati Lenovo Team	DUCATI	2'01.873	4 5		339.1
2	63 Francesco BAGNAIA	ITA	Ducati Lenovo Team	DUCATI	2'02.302	5 5	0.429 0.429	336.9
3	5 Johann ZARCO	FRA	CASTROL Honda LCR	HONDA	2'02.568	4 5	0.695 0.266	334.8
4	20 Fabio QUARTARARO	FRA	Monster Energy Yamaha MotoGP Team	YAMAHA	2'02.606	3 5	0.733 0.038	329.6
5	49 Fabio DI GIANNANTONIO	ITA	Pertamina Enduro VR46 Racing Team	DUCATI	2'02.659	5 5	0.786 0.053	343.5
6	12 Maverick VIÑALES	SPA	Red Bull KTM Tech3	KTM	2'02.742	4 5	0.869 0.083	336.9
7	73 Alex MARQUEZ	SPA	BK8 Gresini Racing MotoGP	DUCATI	2'02.746	4 5	0.873 0.004	334.8
8	43 Jack MILLER	AUS	Prima Pramac Yamaha MotoGP	YAMAHA	2'02.826	4 5	0.953 0.080	330.6
9	37 Pedro ACOSTA	SPA	Red Bull KTM Factory Racing	KTM	2'02.837	4 5	0.964 0.011	342.4
10	21 Franco MORBIDELLI	ITA	Pertamina Enduro VR46 Racing Team	DUCATI	2'03.056	4 5	1.183 0.219	339.1
11	33 Brad BINDER	RSA	Red Bull KTM Factory Racing	KTM	2'03.219	5 5	1.346 0.163	345.8
12	10 Luca MARINI	ITA	Honda HRC Castrol	HONDA	2'03.266	3 5	1.393 0.047	340.2
13	23 Enea BASTIANINI	ITA	Red Bull KTM Tech3	KTM	2'03.292	4 5	1.419 0.026	336.9
14	42 Alex RINS	SPA	Monster Energy Yamaha MotoGP Team	YAMAHA	2'03.379	4 5	1.506 0.087	338.0
15	72 Marco BEZZECCHI	ITA	Aprilia Racing	APRILIA	2'03.407	4 5	1.534 0.028	342.4
16	36 Joan MIR	SPA	Honda HRC Castrol	HONDA	2'03.418	3 5	1.545 0.011	332.7
17	54 Fermin ALDEGUER	SPA	BK8 Gresini Racing MotoGP	DUCATI	2'03.437	4 5	1.564 0.019	333.7
18	25 Raul FERNANDEZ	SPA	Trackhouse MotoGP Team	APRILIA	2'03.477	3 5	1.604 0.040	330.6
19	79 Ai OGURA	JPN	Trackhouse MotoGP Team	APRILIA	2'03.730	4 5	1.857 0.253	336.9
20	7 Augusto FERNANDEZ	SPA	Prima Pramac Yamaha MotoGP	YAMAHA	2'04.783	3 5	2.910 1.053	331.6
21	35 Somkiat CHANTRA	THA	IDEMITSU Honda LCR	HONDA	2'05.368	3 5	3.495 0.585	333.7
22	32 Lorenzo SAVADORI	ITA	Aprilia Racing	APRILIA	2'06.163	3 5	4.290 0.795	330.6

Practice condition: **Dry**

Air: 23°

Humidity: 81%

Ground: 26°

Fastest Lap:	Lap: 4	Marc MARQUEZ	2'01.873	162.8 Km/h
Best Race Lap:	2024	Maverick VIÑALES	2'02.575	161.9 Km/h
All-Time Lap Record:	2024	Maverick VIÑALES	2'00.864	164.2 Km/h

The results are provisional until the end of the limit for protest and appeals.

Time limit for protest expires 60' after publication of the results - Time: **Beth MILLER** **10:10**

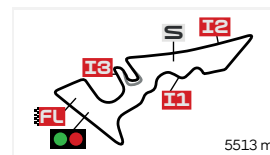
These data/results cannot be reproduced, stored and/or transmitted in whole or in part by any manner of electronic, mechanical, photocopying, recording, broadcasting or otherwise now known or herein after developed without the previous express consent by the copyright owner, except for reproduction in daily press and regular printed publications on sale to the public within 60 days of the event related to those data/results and always provided that copyright symbol appears together as follows below.

© DORNA, 2025

Official MotoGP Timing by

www.motogp.com

Austin, Sunday, March 30, 2025



Circuit Of The Americas

TOP SPEED & AVERAGE

RED BULL GRAND PRIX OF THE AMERICAS

WARM UP

#	Rider	Nation	Motorcycle	Top 5 speeds					Average	Top
33	Brad BINDER	RSA	KTM	345.8	343.5	341.3	339.1	326.5	339.2	345.8
49	Fabio DI GIANNANTONIO	ITA	DUCATI	343.5	342.4	340.2	336.9	322.5	337.1	343.5
37	Pedro ACOSTA	SPA	KTM	342.4	341.3	341.3	339.1	326.5	338.1	342.4
72	Marco BEZZECCHI	ITA	APRILIA	342.4	341.3	340.2	340.2	312.9	335.4	342.4
10	Luca MARINI	ITA	HONDA	340.2	338.0	335.9	332.7	331.6	335.7	340.2
21	Franco MORBIDELLI	ITA	DUCATI	339.1	338.0	338.0	334.8	312.9	332.6	339.1
93	Marc MARQUEZ	SPA	DUCATI	339.1	332.7	332.7	332.7	308.4	329.1	339.1
42	Alex RINS	SPA	YAMAHA	338.0	334.8	333.7	332.7	330.6	334.0	338.0
12	Maverick VIÑALES	SPA	KTM	336.9	335.9	334.8	334.8	334.8	335.4	336.9
23	Enea BASTIANINI	ITA	KTM	336.9	336.9	335.9	334.8	334.8	335.9	336.9
63	Francesco BAGNAIA	ITA	DUCATI	336.9	328.5	328.5	326.5	317.7	327.6	336.9
79	Ai OGURA	JPN	APRILIA	336.9	336.9	334.8	333.7	333.7	335.2	336.9
5	Johann ZARCO	FRA	HONDA	334.8	334.8	332.7	332.7	322.5	331.5	334.8
73	Alex MARQUEZ	SPA	DUCATI	334.8	326.5	326.5	326.5	317.7	326.4	334.8
35	Somkiat CHANTRA	THA	HONDA	333.7	333.7	332.7	332.7	332.7	333.1	333.7
54	Fermin ALDEGUER	SPA	DUCATI	333.7	332.7	331.6	331.6	320.6	330.0	333.7
36	Joan MIR	SPA	HONDA	332.7	330.6	330.6	329.6	328.5	330.4	332.7
7	Augusto FERNANDEZ	SPA	YAMAHA	331.6	330.6	329.6	329.6	327.5	329.8	331.6
25	Raul FERNANDEZ	SPA	APRILIA	330.6	329.6	328.5	328.5	327.5	328.9	330.6
32	Lorenzo SAVADORI	ITA	APRILIA	330.6	330.6	330.6	329.6	326.5	329.6	330.6
43	Jack MILLER	AUS	YAMAHA	330.6	330.6	330.6	329.6	328.5	330.0	330.6
20	Fabio QUARTARARO	FRA	YAMAHA	329.6	328.5	328.5	328.5	327.5	328.5	329.6

These data/results cannot be reproduced, stored and/or transmitted in whole or in part by any manner of electronic, mechanical, photocopying, recording, broadcasting or otherwise now known or herein after developed without the previous express consent by the copyright owner, except for reproduction in daily press and regular printed publications on sale to the public within 60 days of the event related to those data/results and always provided that copyright symbol appears together as follows below.

© DORNA, 2025

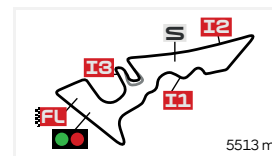
Official MotoGP Timing by www.motogp.com

Austin, Sunday, March 30, 2025

CHRONOLOGICAL ANALYSIS OF PERFORMANCES

RED BULL GRAND PRIX OF THE AMERICAS

WARM UP



Circuit Of The Americas

* Lap / Sector time cancelled

P Crossing the finish line in pit lane

** Tyre data subject to further updates

T1 Time from finish line to 1st intermediate

T2 Time from 1st intermed. to 2nd intermed.

T3 Time from 2nd intermed. to 3rd intermed.

T4 Time from 3rd intermediate to finish line

Lap	Lap Time	T1	T2	T3	T4	Speed	Lap	Lap Time	T1	T2	T3	T4	Speed	
1st	93	Marc MARQUEZ		DUCATI	SPA		5th	49	Fabio DI GIANNANTONIO		DUCATI	ITA		
		Ducati Lenovo Team							Pertamina Enduro VR46 Racing Team					
		Runs=1	Total laps=5	Full laps=4	Valid laps=4				Runs=1	Total laps=5	Full laps=4	Valid laps=4		
Run #	1	Front Tyre	Slick-Medium	Rear Tyre	Slick-Medium	New Tyre	Run #	1	Front Tyre	Slick-Medium	Rear Tyre	Slick-Medium	New Tyre	
		7 Laps at start							7 Laps at start					
1	2'21.314	36.592	32.086	33.742	29.361	308.4	1	2'14.620	36.433	32.187	31.897	28.867	322.5	
2	2'04.059	35.477	30.165	30.324	28.093	332.7	2	2'04.124	35.137	30.102	30.511	28.374	343.5	
3	2'04.753	34.555	29.562	32.542	28.094	332.7	3	2'02.933	34.680	29.970	30.186	28.097	336.9	
4	2'01.873	34.311	29.439	30.056	28.067	332.7	4	2'02.732	34.427	29.744	30.302	28.259	342.4	
5	2'02.031	34.591	29.389	30.166	27.885	339.1	5	2'02.659	34.771	29.724	30.131	28.033	340.2	
2nd	63	Francesco BAGNAIA		DUCATI	ITA		6th	12	Maverick VIÑALES		KTM	SPA		
		Ducati Lenovo Team							Red Bull KTM Tech3					
		Runs=1	Total laps=5	Full laps=4	Valid laps=4				Runs=1	Total laps=5	Full laps=4	Valid laps=4		
Run #	1	Front Tyre	Slick-Medium	Rear Tyre	Slick-Medium	New Tyre	Run #	1	Front Tyre	Slick-Medium	Rear Tyre	Slick-Medium	New Tyre	
		6 Laps at start							New Tyre					
1	2'13.929	36.371	32.231	31.458	28.823	317.7	1	2'19.493	36.570	32.145	31.552	29.351	334.8	
2	2'04.451	35.258	30.278	30.478	28.437	326.5	2	2'04.406	35.283	30.233	30.628	28.262	336.9	
3	2'02.917	34.711	29.921	30.137	28.148	328.5	3	2'03.290	34.825	29.889	30.463	28.113	334.8	
4	2'03.139	34.566	29.852	30.312	28.409	328.5	4	2'02.742	34.658	29.702	30.309	28.073	334.8	
5	2'02.302	34.499	29.622	30.081	28.100	336.9	5	2'02.844	34.592	29.723	30.494	28.035	335.9	
3rd	5	Johann ZARCO		HONDA	FRA		7th	73	Alex MARQUEZ		DUCATI	SPA		
		CASTROL Honda LCR							BK8 Gresini Racing MotoGP					
		Runs=1	Total laps=5	Full laps=4	Valid laps=4				Runs=1	Total laps=5	Full laps=4	Valid laps=3		
Run #	1	Front Tyre	Slick-Medium	Rear Tyre	Slick-Medium	New Tyre	Run #	1	Front Tyre	Slick-Medium	Rear Tyre	Slick-Medium	New Tyre	
		4 Laps at start							7 Laps at start					
1	2'14.260	37.588	32.596	31.442	28.824	322.5	1	2'33.959	35.116	32.280	32.058	28.917	317.7	
2	2'04.354	35.260	30.154	30.491	28.449	332.7	2	2'04.769	35.443	30.220	30.796	28.310	326.5	
3	2'03.551	34.820	30.261	30.398	28.072	334.8	3	2'03.272	34.758	29.980	30.380	28.154	326.5	
4	2'02.568	34.503	29.688	30.203	28.174	334.8	4	2'02.746	34.645	29.756	30.287	28.058	326.5	
5	2'03.234	34.858	29.923	30.256	28.197	332.7	5	2'02.731 *	34.419	29.895	30.354 *	28.063	334.8	
4th	20	Fabio QUARTARARO		YAMAHA	FRA		8th	43	Jack MILLER		YAMAHA	AUS		
		Monster Energy Yamaha MotoGP Team							Prima Pramac Yamaha MotoGP					
		Runs=1	Total laps=5	Full laps=4	Valid laps=4				Runs=1	Total laps=5	Full laps=4	Valid laps=4		
Run #	1	Front Tyre	Slick-Medium	Rear Tyre	Slick-Medium	New Tyre	Run #	1	Front Tyre	Slick-Medium	Rear Tyre	Slick-Medium	New Tyre	
		6 Laps at start							7 Laps at start					
1	3'04.752	36.514	31.484	31.814	28.734	327.5	1	2'10.508	37.123	31.680	31.170	28.680	328.5	
2	2'03.429	35.134	29.942	30.266	28.087	328.5	2	2'05.077	36.033	30.168	30.422	28.454	330.6	
3	2'02.606	34.666	29.860	30.035	28.045	328.5	3	2'03.262	34.839	30.061	30.164	28.198	330.6	
4	2'02.863	34.654	29.833	30.247	28.129	328.5	4	2'02.826	34.793	29.784	30.110	28.139	329.6	
5	2'02.613	34.630	29.806	30.069	28.108	329.6	5	2'02.956	34.699	29.850	30.258	28.149	330.6	
Fastest Lap:	Marc MARQUEZ	SPA	Ducati Lenovo Team	2'01.873	34.311	29.439	30.056	28.067						

These data/results cannot be reproduced, stored and/or transmitted in whole or in part by any manner of electronic, mechanical, photocopying, recording, broadcasting or otherwise now known or herein after developed without the previous express consent by the copyright owner, except for reproduction in daily press and regular printed publications on sale to the public within 60 days of the event related to those data/results and always provided that copyright symbol appears together as follows below.

© DORNA, 2025

Official MotoGP Timing by

www.motogp.com

Austin, Sunday, March 30, 2025

Warm Up

MotoGP™

Lap	Lap Time	T1	T2	T3	T4	Speed
9th	37	Pedro ACOSTA		KTM	SPA	
Red Bull KTM Factory Racing						
Runs=1		Total laps=5		Full laps=4	Valid laps=4	
Run #	1	Front Tyre	Slick-Medium	Rear Tyre	Slick-Medium	New Tyre
7 Laps at start						
1	2'14.962	35.509	32.304	31.920	28.800	326.5
2	2'03.997	35.018	30.211	30.425	28.343	342.4
3	2'03.496	34.815	30.177	30.353	28.151	341.3
4	2'02.837	34.438	29.944	30.311	28.144	339.1
5	2'02.879	34.489	29.983	30.199	28.208	341.3

10th	21	Franco MORBIDELLI		DUCATI	ITA	
Pertamina Enduro VR46 Racing Team						
Runs=1		Total laps=5		Full laps=4	Valid laps=4	
Run #	1	Front Tyre	Slick-Medium	Rear Tyre	Slick-Medium	New Tyre
7 Laps at start						
1	2'21.578	36.516	31.980	33.839	29.360	312.9
2	2'04.308	35.405	30.465	30.328	28.110	338.0
3	2'05.939	34.575	29.766	33.276	28.322	339.1
4	2'03.056	34.621	29.592	30.700	28.143	334.8
5	2'03.109	34.541	29.877	30.447	28.244	338.0

11th	33	Brad BINDER		KTM	RSA	
Red Bull KTM Factory Racing						
Runs=1		Total laps=5		Full laps=4	Valid laps=4	
Run #	1	Front Tyre	Slick-Medium	Rear Tyre	Slick-Medium	New Tyre
7 Laps at start						
1	2'15.464	36.109	31.673	32.090	28.788	326.5
2	2'04.433	35.228	30.261	30.613	28.331	343.5
3	2'03.501	34.626	30.030	30.588	28.257	345.8
4	2'05.402	34.662	29.817	32.633	28.290	341.3
5	2'03.219	34.820	29.795	30.319	28.285	339.1

12th	10	Luca MARINI		HONDA	ITA	
Honda HRC Castrol						
Runs=1		Total laps=5		Full laps=4	Valid laps=3	
Run #	1	Front Tyre	Slick-Medium	Rear Tyre	Slick-Medium	New Tyre
8 Laps at start						
1	2'25.685	37.601	31.272	32.953	28.605	331.6
2	2'03.951	35.120	30.137	30.454	28.240	338.0
3	2'03.266	34.553	30.158	30.395	28.160	340.2
4	2'08.560	35.113	29.884	34.973	28.590	332.7
5	2'03.239 *	34.610	29.801	30.547 *	28.281	335.9

13th	23	Enea BASTIANINI		KTM	ITA	
Red Bull KTM Tech3						
Runs=1		Total laps=5		Full laps=4	Valid laps=4	
Run #	1	Front Tyre	Slick-Medium	Rear Tyre	Slick-Medium	New Tyre
8 Laps at start						
1	2'22.855	35.701	31.963	31.361	29.027	334.8
2	2'04.440	35.289	30.280	30.503	28.368	334.8
3	2'03.847	34.667	30.036	30.886	28.258	336.9
4	2'03.292	34.672	29.827	30.518	28.275	336.9
5	2'03.356	34.740	29.914	30.421	28.281	335.9

Lap	Lap Time	T1	T2	T3	T4	Speed
14th	42	Alex RINS		YAMAHA	SPA	
Monster Energy Yamaha MotoGP Team						
Runs=1		Total laps=5		Full laps=4	Valid laps=3	
Run #	1	Front Tyre	Slick-Medium	Rear Tyre	Slick-Medium	New Tyre
7 Laps at start						
1	2'16.063	36.250	31.445	31.812	29.100	334.8
2	2'08.604	35.235	30.275	34.588	28.506	338.0
3	2'03.763	34.711	30.045	30.738	28.269	332.7
4	2'03.379	34.722	30.030	30.369	28.258	330.6
5	2'08.445 *	38.468 *	30.490	30.800	28.687	333.7

15th	72	Marco BEZZECCHI		APRILIA	ITA	
Aprilia Racing						
Runs=1		Total laps=5		Full laps=4	Valid laps=4	
Run #	1	Front Tyre	Slick-Medium	Rear Tyre	Slick-Medium	New Tyre
7 Laps at start						
1	2'15.358	38.416	33.075	32.270	28.875	312.9
2	2'03.895	35.149	30.226	30.360	28.160	340.2
3	2'04.754	34.855	30.254	31.261	28.384	342.4
4	2'03.407	34.682	29.790	30.859	28.076	340.2
5	2'26.635	34.432	29.737	53.980	28.486	341.3

16th	36	Joan MIR		HONDA	SPA	
Honda HRC Castrol						
Runs=1		Total laps=5		Full laps=4	Valid laps=3	
Run #	1	Front Tyre	Slick-Medium	Rear Tyre	Slick-Medium	New Tyre
5 Laps at start						
1	2'41.435	35.176	32.194	31.759	29.207	328.5
2	2'04.885	35.547	30.471	30.352	28.515	330.6
3	2'03.418	34.797	30.043	30.247	28.331	329.6
4	2'03.433	34.787	29.994	30.291	28.361	332.7
5	2'03.155 *	34.716	29.875	30.158 *	28.406	330.6

17th	54	Fermin ALDEGUER		DUCATI	SPA	
BK8 Gresini Racing MotoGP						
Runs=1		Total laps=5		Full laps=4	Valid laps=4	
Run #	1	Front Tyre	Slick-Medium	Rear Tyre	Slick-Medium	New Tyre
5 Laps at start						
1	2'21.919	34.274	31.657	31.684	29.511	320.6
2	2'04.849	35.070	30.791	30.704	28.284	331.6
3	2'03.777	34.672	29.906	30.994	28.205	331.6
4	2'03.437	34.722	29.835	30.648	28.232	332.7
5	2'03.454	34.518	29.824	30.939	28.173	333.7

18th	25	Raul FERNANDEZ		APRILIA	SPA	
Trackhouse MotoGP Team						
Runs=1		Total laps=5		Full laps=4	Valid laps=3	
Run #	1	Front Tyre	Slick-Medium	Rear Tyre	Slick-Medium	New Tyre
4 Laps at start						
1	2'46.864	36.912	32.099	31.401	29.044	327.5
2	2'05.577	35.735	30.316	31.228	28.298	328.5
3	2'03.477	35.013	29.995	30.339	28.130	329.6
4	2'04.950	34.668	29.961	30.270	30.051	328.5
5	2'06.441 *	34.798	30.177 *	31.482 *	29.984	330.6

Fastest Lap:	Marc MARQUEZ	SPA	Ducati Lenovo Team	2'01.873	34.311	29.439	30.056	28.067
---------------------	--------------	-----	--------------------	-----------------	--------	--------	--------	--------

These data/results cannot be reproduced, stored and/or transmitted in whole or in part by any manner of electronic, mechanical, photocopying, recording, broadcasting or otherwise now known or herein after developed without the previous express consent by the copyright owner, except for reproduction in daily press and regular printed publications on sale to the public within 60 days of the event related to those data/results and always provided that copyright symbol appears together as follows below.

© DORNA, 2025

Official MotoGP Timing by TISSOT

www.motogp.com

Austin, Sunday, March 30, 2025



Lap	Lap Time	T1	T2	T3	T4	Speed	Lap	Lap Time	T1	T2	T3	T4	Speed
19th	79	Ai OGURA		APRILIA		JPN							
		Trackhouse MotoGP Team											
		Runs=1	Total laps=5	Full laps=4	Valid laps=3								
Run #	1	Front Tyre	Slick-Medium	Rear Tyre	Slick-Medium	New Tyre							
		2 Laps at start			New Tyre								
1	2'25.190	36.202	31.523	31.193	28.779	333.7							
2	2'04.911	35.317	30.207	31.071	28.316	334.8							
3	2'03.811	34.845	30.012	30.507	28.447	336.9							
4	2'03.730	34.917	30.077	30.385	28.351	336.9							
5	2'03.346 *	34.865	29.859	30.266 *	28.356	333.7							
20th	7	Augusto FERNANDEZ		YAMAHA		SPA							
		Prima Pramac Yamaha MotoGP											
		Runs=1	Total laps=5	Full laps=4	Valid laps=3								
Run #	1	Front Tyre	Slick-Medium	Rear Tyre	Slick-Medium	New Tyre							
		7 Laps at start			New Tyre								
1	2'18.078	36.804	31.712	31.459	29.012	327.5							
2	2'09.842	35.439	30.526	30.626	33.251	329.6							
3	2'04.783	35.117	30.330	30.833	28.503	330.6							
4	2'05.397	35.489	30.273	30.596	29.039	331.6							
5	2'04.359 *	35.055	30.145	30.643 *	28.516	329.6							
21st	35	Somkiat CHANTRA		HONDA		THA							
		IDEMITSU Honda LCR											
		Runs=1	Total laps=5	Full laps=4	Valid laps=2								
Run #	1	Front Tyre	Slick-Medium	Rear Tyre	Slick-Medium	New Tyre							
		6 Laps at start			New Tyre								
1	2'22.166	37.412	32.149	32.542	29.537	332.7							
2	2'06.220	35.611	30.569	31.373	28.667	333.7							
3	2'05.368	35.470	30.371	30.971	28.556	333.7							
4	2'05.779 *	35.480 *	30.732	30.922	28.645	332.7							
5	2'05.023 *	35.374	30.160	30.977 *	28.512	332.7							
22nd	32	Lorenzo SAVADORI		APRILIA		ITA							
		Aprilia Racing											
		Runs=1	Total laps=5	Full laps=4	Valid laps=2								
Run #	1	Front Tyre	Slick-Medium	Rear Tyre	Slick-Medium	New Tyre							
		7 Laps at start			New Tyre								
1	2'26.710	43.445	32.107	38.351	29.288	330.6							
2	2'13.042	35.882	30.369	36.332	30.459	330.6							
3	2'06.163	35.474	30.329	31.564	28.796	329.6							
4	2'08.077 *	35.612 *	30.985	32.647	28.833	326.5							
5	2'06.415 *	35.379	30.080	30.814 *	30.142	330.6							

Fastest Lap: Marc MARQUEZ SPA Ducati Lenovo Team **2'01.873** 34.311 29.439 30.056 28.067

These data/results cannot be reproduced, stored and/or transmitted in whole or in part by any manner of electronic, mechanical, photocopying, recording, broadcasting or otherwise now known or herein after developed without the previous express consent by the copyright owner, except for reproduction in daily press and regular printed publications on sale to the public within 60 days of the event related to those data/results and always provided that copyright symbol appears together as follows below.

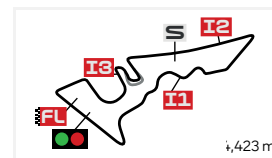
© DORNA, 2025

Official MotoGP Timing by  TISSOT

www.motogp.com

Austin, Sunday, March 30, 2025

Page 3 of 3



Circuit Of The Americas

OFFICIAL STARTING GRID

RED BULL GRAND PRIX OF THE AMERICAS

RACE : 20 LAPS = 110.26 KM

1

3
2'01.448
73 Alex MARQUEZ
Ducati

2
2'01.189
49 Fabio DI GIANNANTONIO
Ducati

1
2'01.088
93 Marc MARQUEZ
Ducati

2

6
2'01.611
63 Francesco BAGNAIA
Ducati

5
2'01.529
21 Franco MORBIDELLI
Ducati

4
2'01.504
37 Pedro ACOSTA
KTM

3

9
2'02.008
43 Jack MILLER
Yamaha

8
2'02.008
36 Joan MIR
Honda

7
2'01.737
10 Luca MARINI
Honda

4

12
2'02.419
54 Fermin ALDEGUER
Ducati

11
2'02.032
20 Fabio QUARTARARO
Yamaha

10
2'02.019
12 Maverick VIÑALES
KTM

5

15
2'02.636
5 Johann ZARCO
Honda

14
2'02.500
42 Alex RINS
Yamaha

13
2'02.195
72 Marco BEZZECCHI
Aprilia

6

18
2'02.909
79 Ai OGURA
Aprilia

17
2'02.868
23 Enea BASTIANINI
KTM

16
2'02.637
33 Brad BINDER
KTM

7

21
2'03.909
35 Somkiat CHANTRA
Honda

20
2'03.805
7 Augusto FERNANDEZ
Yamaha

19
2'02.957
25 Raul FERNANDEZ
Aprilia

The results are provisional until the end of the limit for protest and appeal

Time limit for protest expires 60' after publication of the results - **Beth MILLER** Time: **10:12**

These data/results cannot be reproduced, stored and/or transmitted in whole or in part by any manner of electronic, mechanical, photocopying, recording, broadcasting or otherwise now known or herein after developed without the previous express consent by the copyright owner, except for reproduction in daily press and regular printed publications on sale to the public within 60 days of the event related to those data/results and always provided that copyright symbol appears together as follows below.

© DORNA, 2025

Official MotoGP Timing by TISSOT

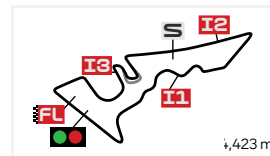
www.motogp.com

Austin, Sunday, March 30, 2025

OFFICIAL STARTING GRID

RED BULL GRAND PRIX OF THE AMERICAS

RACE : 20 LAPS = 110.26 KM



Circuit Of The Americas

8

22
2'04.254
32 Lorenzo SAVADORI
Aprilia

The results are provisional until the end of the limit for protest and appeal:

Time limit for protest expires 60' after publication of the results - **Beth MILLER** Time: **10:12**

These data/results cannot be reproduced, stored and/or transmitted in whole or in part by any manner of electronic, mechanical, photocopying, recording, broadcasting or otherwise now known or herein after developed without the previous express consent by the copyright owner, except for reproduction in daily press and regular printed publications on sale to the public within 60 days of the event related to those data/results and always provided that copyright symbol appears together as follows below.

© DORNA, 2025

Official MotoGP Timing by  TISSOT

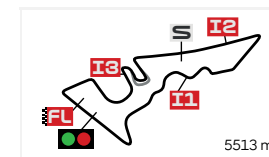
www.motogp.com

Austin, Sunday, March 30, 2025

BEST PARTIAL TIMES

RED BULL GRAND PRIX OF THE AMERICAS

WARM UP



Circuit Of The Americas

IT Ideal Lap Time, sum of the best partial times

BT Best Lap Time

Pos	T1		T2		T3		T4		Pos	IT		BT	
	Rider	Time	Rider	Time	Rider	Time	Rider	Time		Rider	Time		
1	M.MARQUEZ	34.311	M.MARQUEZ	29.389	F.QUARTARARO	30.035	M.MARQUEZ	27.885	1	M.MARQUEZ	2'01.641	2'01.873	(1)
2	A.MARQUEZ	34.419	F.MORBIDELLI	29.592	M.MARQUEZ	30.056	F.DI GIANNANT	28.033	2	F.BAGNAIA	2'02.302	2'02.302	(2)
3	F.DI GIANNANT	34.427	F.BAGNAIA	29.622	F.BAGNAIA	30.081	M.VIÑALES	28.035	3	F.DI GIANNANTONI	2'02.315	2'02.659	(5)
4	M.BEZZECCHI	34.432	J.ZARCO	29.688	J.MILLER	30.110	F.QUARTARARO	28.045	4	J.ZARCO	2'02.466	2'02.568	(3)
5	P.ACOSTA	34.438	M.VIÑALES	29.702	F.DI GIANNANT	30.131	A.MARQUEZ	28.058	5	F.QUARTARARO	2'02.516	2'02.606	(4)
6	F.BAGNAIA	34.499	F.DI GIANNANT	29.724	P.ACOSTA	30.199	J.ZARCO	28.072	6	A.MARQUEZ	2'02.520	2'02.746	(7)
7	J.ZARCO	34.503	M.BEZZECCHI	29.737	J.ZARCO	30.203	M.BEZZECCHI	28.076	7	F.MORBIDELLI	2'02.571	2'03.056	(10)
8	F.ALDEGUER	34.518	A.MARQUEZ	29.756	J.MIR	30.247	F.BAGNAIA	28.100	8	M.BEZZECCHI	2'02.605	2'03.407	(15)
9	F.MORBIDELLI	34.541	J.MILLER	29.784	R.FERNANDEZ	30.270	F.MORBIDELLI	28.110	9	M.VIÑALES	2'02.638	2'02.742	(6)
10	L.MARINI	34.553	B.BINDER	29.795	A.MARQUEZ	30.287	R.FERNANDEZ	28.130	10	P.ACOSTA	2'02.725	2'02.837	(9)
11	M.VIÑALES	34.592	L.MARINI	29.801	M.VIÑALES	30.309	J.MILLER	28.139	11	J.MILLER	2'02.732	2'02.826	(8)
12	B.BINDER	34.626	F.QUARTARARO	29.806	B.BINDER	30.319	P.ACOSTA	28.144	12	L.MARINI	2'02.909	2'03.266	(12)
13	F.QUARTARARO	34.630	F.ALDEGUER	29.824	F.MORBIDELLI	30.328	L.MARINI	28.160	13	B.BINDER	2'02.997	2'03.219	(11)
14	E.BASTIANINI	34.667	E.BASTIANINI	29.827	M.BEZZECCHI	30.360	F.ALDEGUER	28.173	14	R.FERNANDEZ	2'03.029	2'03.477	(18)
15	R.FERNANDEZ	34.668	A.OGURA	29.859	A.RINS	30.369	B.BINDER	28.257	15	F.ALDEGUER	2'03.163	2'03.437	(17)
16	J.MILLER	34.699	J.MIR	29.875	A.OGURA	30.385	E.BASTIANINI	28.258	16	J.MIR	2'03.169	2'03.418	(16)
17	A.RINS	34.711	P.ACOSTA	29.944	L.MARINI	30.395	A.RINS	28.258	17	E.BASTIANINI	2'03.173	2'03.292	(13)
18	J.MIR	34.716	R.FERNANDEZ	29.961	E.BASTIANINI	30.421	A.OGURA	28.316	18	A.RINS	2'03.368	2'03.379	(14)
19	A.OGURA	34.845	A.RINS	30.030	A.FERNANDEZ	30.596	J.MIR	28.331	19	A.OGURA	2'03.405	2'03.730	(19)
20	A.FERNANDEZ	35.055	L.SAVADORI	30.080	F.ALDEGUER	30.648	A.FERNANDEZ	28.503	20	A.FERNANDEZ	2'04.299	2'04.783	(20)
21	S.CHANTRA	35.374	A.FERNANDEZ	30.145	S.CHANTRA	30.922	S.CHANTRA	28.512	21	S.CHANTRA	2'04.968	2'05.368	(21)
22	L.SAVADORI	35.379	S.CHANTRA	30.160	L.SAVADORI	31.564	L.SAVADORI	28.796	22	L.SAVADORI	2'05.819	2'06.163	(22)

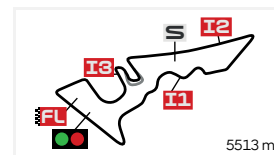
These data/results cannot be reproduced, stored and/or transmitted in whole or in part by any manner of electronic, mechanical, photocopying, recording, broadcasting or otherwise now known or herein after developed without the previous express consent by the copyright owner, except for reproduction in daily press and regular printed publications on sale to the public within 60 days of the event related to those data/results and always provided that copyright symbol appears together as follows below.

© DORNA, 2025

FASTEST LAPS SEQUENCE

RED BULL GRAND PRIX OF THE AMERICAS

WARM UP




Circuit Of The Americas

<i>Practice Time</i>	<i>#</i>	<i>Rider</i>	<i>Nation</i>	<i>Motorcycle</i>	<i>Time</i>	<i>Km/h</i>	<i>Rider's Lap</i>
4'15.585	43	Jack MILLER	AUS	YAMAHA	2'05.077	158.6	2
4'18.380	63	Francesco BAGNAIA	ITA	DUCATI	2'04.451	159.4	2
4'18.614	5	Johann ZARCO	FRA	HONDA	2'04.354	159.5	2
4'18.744	49	Fabio DI GIANNANTONI	ITA	DUCATI	2'04.124	159.8	2
4'18.959	37	Pedro ACOSTA	SPA	KTM	2'03.997	160.0	2
4'19.253	72	Marco BEZZECCHI	ITA	APRILIA	2'03.895	160.1	2
5'08.181	20	Fabio QUARTARARO	FRA	YAMAHA	2'03.429	160.7	2
6'18.847	43	Jack MILLER	AUS	YAMAHA	2'03.262	161.0	3
6'21.297	63	Francesco BAGNAIA	ITA	DUCATI	2'02.917	161.4	3
7'10.787	20	Fabio QUARTARARO	FRA	YAMAHA	2'02.606	161.8	3
8'24.733	5	Johann ZARCO	FRA	HONDA	2'02.568	161.9	4
8'31.999	93	Marc MARQUEZ	SPA	DUCATI	2'01.873	162.8	4

These data/results cannot be reproduced, stored and/or transmitted in whole or in part by any manner of electronic, mechanical, photocopying, recording, broadcasting or otherwise now known or herein after developed without the previous express consent by the copyright owner, except for reproduction in daily press and regular printed publications on sale to the public within 60 days of the event related to those data/results and always provided that copyright symbol appears together as follows below.

© DORNA, 2025

Official MotoGP Timing by  TISSOT
www.motogp.com

Austin, Sunday, March 30, 2025