



Circuito de Jerez - Ángel Nieto

CLASSIFICATION

ESTRELLA GALICIA 0,0 GRAND PRIX OF SPAIN QUALIFYING NR. 1

#	Rider	Nation	Team	Motorcycle	Time	Lap Total	Gap	T. Speed
1	12 Maverick VIÑALES	SPA	Red Bull KTM Tech3	KTM	1'36.284	6 6		294.2
2	72 Marco BEZZECCHI	ITA	Aprilia Racing	APRILIA	1'36.451	7 9	0.167 0.167	298.3
3	33 Brad BINDER	RSA	Red Bull KTM Factory Racing	KTM	1'36.584	6 8	0.300 0.133	296.7
4	43 Jack MILLER	AUS	Prima Pramac Yamaha MotoGP	YAMAHA	1'36.630	2 8	0.346 0.046	292.6
5	79 Ai OGURA	JPN	Trackhouse MotoGP Team	APRILIA	1'36.700	7 9	0.416 0.070	295.0
6	10 Luca MARINI	ITA	Honda HRC Castrol	HONDA	1'36.730	7 8	0.446 0.030	291.1
7	25 Raul FERNANDEZ	SPA	Trackhouse MotoGP Team	APRILIA	1'36.759	6 8	0.475 0.029	294.2
8	23 Enea BASTIANINI	ITA	Red Bull KTM Tech3	KTM	1'36.827	3 8	0.543 0.068	297.5
9	41 Alex ESPARGARO	SPA	Honda HRC Test Team	HONDA	1'36.981	6 6	0.697 0.154	291.8
10	7 Augusto FERNANDEZ	SPA	Prima Pramac Yamaha MotoGP	YAMAHA	1'37.004	6 9	0.720 0.023	292.6
11	35 Somkiat CHANTRA	THA	IDEMITSU Honda LCR	HONDA	1'37.827	3 8	1.543 0.823	292.6
12	32 Lorenzo SAVADORI	ITA	Aprilia Racing	APRILIA	1'38.062	3 4	1.778 0.235	295.8
13	42 Alex RINS	SPA	Monster Energy Yamaha MotoGP Team	YAMAHA	1'38.977	2 2	2.693 0.915	289.5

Practice condition: **Dry**

Air: 19°

Humidity: 68%

Ground: 30°

Fastest Lap:	Lap: 6	Maverick VIÑALES	1'36.284	165.3 Km/h
Best Race Lap:	2024	Francesco BAGNAIA	1'37.449	163.3 Km/h
All-Time Lap Record:	2025	Alex MARQUEZ	1'35.991	165.8 Km/h

The results are provisional until the end of the limit for protest and appeals.

Time limit for protest expires 60' after publication of the results - Time: **11:22**

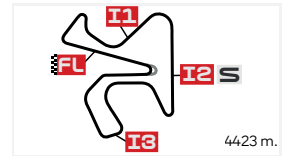
These data/results cannot be reproduced, stored and/or transmitted in whole or in part by any manner of electronic, mechanical, photocopying, recording, broadcasting or otherwise now known or herein after developed without the previous express consent by the copyright owner, except for reproduction in daily press and regular printed publications on sale to the public within 60 days of the event related to those data/results and always provided that copyright symbol appears together as follows below.

© DORNA, 2025

Official MotoGP Timing by

www.motogp.com

Jerez de la Frontera, Saturday, April 26, 2025



Circuito de Jerez - Ángel Nieto

TOP SPEED & AVERAGE

ESTRELLA GALICIA 0,0 GRAND PRIX OF SPAIN QUALIFYING NR. 1

#	Rider	Nation	Motorcycle	Top 5 speeds					Average	Top
72	Marco BEZZECCHI	ITA	APRILIA	298.3	296.7	295.0	294.2	294.2	295.7	298.3
23	Enea BASTIANINI	ITA	KTM	297.5	295.8	295.0	295.0	294.2	295.5	297.5
33	Brad BINDER	RSA	KTM	296.7	295.8	295.8	295.8	295.0	295.8	296.7
32	Lorenzo SAVADORI	ITA	APRILIA	295.8	294.2	290.3	289.5	286.4	291.2	295.8
79	Ai OGURA	JPN	APRILIA	295.0	293.4	292.6	292.6	292.6	293.1	295.0
12	Maverick VIÑALES	SPA	KTM	294.2	293.4	293.4	291.8	291.1	292.8	294.2
25	Raul FERNANDEZ	SPA	APRILIA	294.2	293.4	292.6	291.1	291.1	292.5	294.2
7	Augusto FERNANDEZ	SPA	YAMAHA	292.6	292.6	290.3	290.3	289.5	291.1	292.6
35	Somkiat CHANTRA	THA	HONDA	292.6	292.6	291.8	290.3	289.5	291.4	292.6
43	Jack MILLER	AUS	YAMAHA	292.6	291.8	291.1	291.1	290.3	291.4	292.6
41	Aleix ESPARGARO	SPA	HONDA	291.8	290.3	289.5	287.2	284.9	288.7	291.8
10	Luca MARINI	ITA	HONDA	291.1	290.3	289.5	288.7	288.7	289.5	291.1
42	Alex RINS	SPA	YAMAHA	289.5	289.5				289.5	289.5

These data/results cannot be reproduced, stored and/or transmitted in whole or in part by any manner of electronic, mechanical, photocopying, recording, broadcasting or otherwise now known or herein after developed without the previous express consent by the copyright owner, except for reproduction in daily press and regular printed publications on sale to the public within 60 days of the event related to those data/results and always provided that copyright symbol appears together as follows below.

© DORNA, 2025

Official MotoGP Timing by www.motogp.com

Jerez de la Frontera, Saturday, April 26, 2025



Circuito de Jerez - Ángel Nieto

CHRONOLOGICAL ANALYSIS OF PERFORMANCES

ESTRELLA GALICIA 0,0 GRAND PRIX OF SPAIN

QUALIFYING NR. 1

* Lap / Sector time cancelled

P Crossing the finish line in pit lane

** Tyre data subject to further updates

T1 Time from finish line to 1st intermediate

T2 Time from 1st intermed. to 2nd intermed.

T3 Time from 2nd intermed. to 3rd intermed.

T4 Time from 3rd intermediate to finish line

Lap	Lap Time	T1	T2	T3	T4	Speed	Lap	Lap Time	T1	T2	T3	T4	Speed
1st 12 Maverick VIÑALES KTM SPA Red Bull KTM Tech3 Runs=2 Total laps=6 Full laps=3 Valid laps=3							5	1'43.333	28.599	14.596	30.117	30.021	296.7
Run #	1	Front Tyre	Slick-Medium	Rear Tyre	Slick-Soft		6	1'36.584	23.999	14.171	28.851	29.563	295.8
		New Tyre		New Tyre			7	1'36.813	23.966	14.167	28.879	29.801	295.8
1	3'07.448	27.401	14.467	29.642	29.739	291.8	8	1'37.176	24.030	14.225	29.063	29.858	295.8
2	1'36.510	24.043	14.136	28.911	29.420	293.4							
3	1'36.310	24.045	14.068	28.867	29.330	294.2							
4	1'38.004 P	25.866	14.732	30.864	26.542	288.0							
Run #	2	Front Tyre	Slick-Medium	Rear Tyre	Slick-Soft								
		4 Laps at start		New Tyre									
5	1'40.348	27.077	14.343	29.265	29.663	291.1							
6	1'36.284	24.018	14.121	28.789	29.356	293.4							
	PIT	23.965	15.333	31.215	26.657	281.2							
2nd 72 Marco BEZZECCHI APRILIA ITA Aprilia Racing Runs=2 Total laps=9 Full laps=6 Valid laps=6													
Run #	1	Front Tyre	Slick-Medium	Rear Tyre	Slick-Soft								
		New Tyre		New Tyre									
1	1'49.661	28.539	14.374	30.034	29.879	287.2							
2	1'37.535	24.279	14.087	29.357	29.812	296.7							
3	1'36.559	24.141	14.079	28.931	29.408	298.3							
4	1'40.771 P	27.952	14.562	30.631	27.626	290.3							
Run #	2	Front Tyre	Slick-Medium	Rear Tyre	Slick-Soft								
		4 Laps at start		New Tyre									
5	1'40.244	27.146	14.155	29.235	29.708	294.2							
6	1'36.562	24.103	14.080	28.903	29.476	293.4							
7	1'36.451	23.971	14.033	28.908	29.539	295.0							
8	1'41.752	25.607	14.300	29.990	31.855	292.6							
9	1'38.648	24.197	14.203	30.126	30.122	294.2							
4th 43 Jack MILLER YAMAHA AUS Prima Pramac Yamaha MotoGP Runs=2 Total laps=8 Full laps=5 Valid laps=5													
Run #	1	Front Tyre	Slick-Soft	Rear Tyre	Slick-Soft								
		New Tyre		New Tyre									
1	2'03.699	34.488	14.796	30.196	30.678	290.3							
2	1'36.630	24.143	14.136	28.795	29.556	292.6							
3	1'42.992 P	29.744	15.404	30.849	26.995	279.0							
Run #	2	Front Tyre	Slick-Soft	Rear Tyre	Slick-Soft								
		3 Laps at start		New Tyre									
4	1'40.469	26.877	14.372	29.250	29.970	291.1							
5	1'36.729	24.026	14.153	28.800	29.750	291.1							
6	1'49.765	29.277	15.159	31.368	33.961	284.2							
7	1'36.960	24.144	14.158	28.911	29.747	291.8							
8	1'46.060	29.042	15.310	30.279	31.429	289.5							
5th 79 Ai OGURA APRILIA JPN Trackhouse MotoGP Team Runs=2 Total laps=9 Full laps=6 Valid laps=6													
Run #	1	Front Tyre	Slick-Medium	Rear Tyre	Slick-Soft								
		New Tyre		New Tyre									
1	1'49.215	28.421	14.518	29.825	29.909	292.6							
2	1'37.361	24.501	14.146	29.129	29.585	295.0							
3	1'37.049	24.257	14.167	29.059	29.566	293.4							
4	1'40.543 P	27.727	14.682	30.739	27.395	285.7							
Run #	2	Front Tyre	Slick-Medium	Rear Tyre	Slick-Soft								
		4 Laps at start		New Tyre									
5	1'42.449	28.271	14.548	29.702	29.928	289.5							
6	1'36.703	24.107	14.142	28.930	29.524	292.6							
7	1'36.700	24.107	14.113	28.872	29.608	292.6							
8	1'42.080	24.138	14.150	33.481	30.311	292.6							
9	1'37.127	24.208	14.171	29.033	29.715	292.6							
3rd 33 Brad BINDER KTM RSA Red Bull KTM Factory Racing Runs=2 Total laps=8 Full laps=5 Valid laps=5													
Run #	1	Front Tyre	Slick-Medium	Rear Tyre	Slick-Soft								
		New Tyre		New Tyre									
1	2'02.556	33.113	14.794	30.215	30.518	292.6							
2	1'36.931	24.147	14.207	28.983	29.594	295.0							
3	1'37.084	24.075	14.268	28.933	29.808	294.2							
4	1'40.506 P	26.606	14.489	31.677	27.734	294.2							
Run #	2	Front Tyre	Slick-Medium	Rear Tyre	Slick-Soft								
		4 Laps at start		New Tyre									

Fastest Lap:	Maverick VIÑALES	SPA	Red Bull KTM Tech3	1'36.284	24.018	14.121	28.789	29.356
---------------------	------------------	-----	--------------------	----------	--------	--------	--------	--------

These data/results cannot be reproduced, stored and/or transmitted in whole or in part by any manner of electronic, mechanical, photocopying, recording, broadcasting or otherwise now known or herein after developed without the previous express consent by the copyright owner, except for reproduction in daily press and regular printed publications on sale to the public within 60 days of the event related to those data/results and always provided that copyright symbol appears together as follows below.

© DORNA, 2025

Official MotoGP Timing by

www.motogp.com

Jerez de la Frontera, Saturday, April 26, 2025

Page 1 of 3

Qualifying Nr. 1

MotoGP™

Lap	Lap Time	T1	T2	T3	T4	Speed
6th	10	Luca MARINI		HONDA		ITA
		Honda HRC Castrol				
		Runs=2	Total laps=8	Full laps=5	Valid laps=5	
Run #	1	Front Tyre	Slick-Medium	Rear Tyre	Slick-Soft	
		New Tyre		New Tyre		
1	1'44.321	27.599	14.654	30.027	30.209	288.7
2	1'37.190	24.285	14.196	29.098	29.611	290.3
3	1'37.116	24.164	14.250	29.089	29.613	288.7
4	1'39.345 P	28.251	14.920	30.241	25.933	284.9

Run #	2	Front Tyre	Slick-Medium	Rear Tyre	Slick-Soft	
		4 Laps at start		New Tyre		
5	1'44.427	29.413	14.784	30.183	30.047	286.4
6	1'36.833	24.156	14.155	28.996	29.526	291.1
7	1'36.730	24.156	14.123	28.931	29.520	288.7
8	1'41.569	24.173	14.174	30.607	32.615	289.5

7th	25	Raul FERNANDEZ		APRILIA		SPA
		Trackhouse MotoGP Team				
		Runs=2	Total laps=8	Full laps=5	Valid laps=5	
Run #	1	Front Tyre	Slick-Medium	Rear Tyre	Slick-Soft	
		New Tyre		New Tyre		
1	2'04.787	31.844	14.766	30.475	31.263	289.5
2	1'37.236	24.309	14.156	29.102	29.669	293.4
3	1'38.589	24.190	14.150	30.120	30.129	291.1
4	1'35.504 P	24.247	14.243	29.468	27.546	288.0

Run #	2	Front Tyre	Slick-Medium	Rear Tyre	Slick-Soft	
		4 Laps at start		New Tyre		
5	1'50.585	35.723	14.483	29.991	30.388	294.2
6	1'36.759	24.106	14.123	28.918	29.612	292.6
7	1'39.366	25.192	14.321	29.669	30.184	291.1
8	1'37.805	24.297	14.237	29.135	30.136	290.3

8th	23	Enea BASTIANINI		KTM		ITA
		Red Bull KTM Tech3				
		Runs=2	Total laps=8	Full laps=5	Valid laps=5	
Run #	1	Front Tyre	Slick-Medium	Rear Tyre	Slick-Soft	
		New Tyre		New Tyre		
1	1'50.860	28.956	14.490	30.020	30.056	295.0
2	1'37.154	24.254	14.181	29.175	29.544	295.8
3	1'36.827	24.130	14.139	29.126	29.432	297.5
4	1'40.303 P	27.333	14.786	30.159	28.025	289.5

Run #	2	Front Tyre	Slick-Medium	Rear Tyre	Slick-Soft	
		4 Laps at start		New Tyre		
5	1'41.875	28.104	14.427	29.521	29.823	290.3
6	1'36.988	24.109	14.190	29.055	29.634	294.2
7	1'45.381	24.226	14.189	36.329	30.637	292.6
8	1'37.329	24.291	14.193	29.275	29.570	295.0

9th	41	Aleix ESPARGARO		HONDA		SPA
		Honda HRC Test Team				
		Runs=2	Total laps=6	Full laps=3	Valid laps=3	
Run #	1	Front Tyre	Slick-Medium	Rear Tyre	Slick-Soft	
		New Tyre		New Tyre		
1	7'24.920	27.731	14.494	29.649	29.975	287.2
2	1'37.120	24.226	14.146	29.050	29.698	289.5
3	1'34.350 P	24.186	14.157	29.590 *	26.417	291.8

Lap	Lap Time	T1	T2	T3	T4	Speed
10th	7	Augusto FERNANDEZ		YAMAHA		SPA
		Prima Pramac Yamaha MotoGP				
		Runs=2	Total laps=9	Full laps=6	Valid laps=6	
Run #	2	Front Tyre	Slick-Medium	Rear Tyre	Slick-Soft	
		New Tyre		New Tyre		
4	1'43.163	27.969	14.660	30.125	30.409	284.9
5	1'40.999	25.456	14.945	29.886	30.712	276.2
6	1'36.981	24.268	14.129	28.928	29.656	290.3

Run #	1	Front Tyre	Slick-Medium	Rear Tyre	Slick-Soft	
		New Tyre		New Tyre		
1	2'04.023	34.965	15.101	30.289	30.748	285.7
2	1'37.227	24.333	14.209	29.047	29.638	292.6
3	1'37.312	24.260	14.336	29.008	29.708	290.3
4	1'42.402 P	28.912	15.492	30.648	27.350	274.1

Run #	2	Front Tyre	Slick-Medium	Rear Tyre	Slick-Soft	
		4 Laps at start		New Tyre		
5	1'40.488	26.818	14.345	29.601	29.724	292.6
6	1'37.004	24.173	14.215	28.977	29.639	289.5
7	1'39.519	24.271	15.016	30.323	29.909	275.5
8	1'37.599	24.338	14.302	29.129	29.830	290.3
9	1'37.764	24.402	14.321	29.183	29.858	288.7

11th	35	Somkiat CHANTRA		HONDA		THA
		IDEMITSU Honda LCR				
		Runs=2	Total laps=8	Full laps=5	Valid laps=5	
Run #	1	Front Tyre	Slick-Medium	Rear Tyre	Slick-Soft	
		New Tyre		New Tyre		
1	1'51.351	33.274	14.496	30.766	30.289	291.8
2	1'38.222	24.626	14.291	29.471	29.834	292.6
3	1'37.827	24.374	14.266	29.330	29.857	292.6
4	1'40.918 P	27.638	15.009	30.534	27.737	285.7

Run #	2	Front Tyre	Slick-Medium	Rear Tyre	Slick-Soft	
		4 Laps at start		New Tyre		
5	1'43.236	29.071	14.411	29.646	30.108	290.3
6	1'39.182	24.382	14.344	29.979	30.477	288.0
7	1'38.293	24.544	14.332	29.454	29.963	289.5
8	1'39.387	24.528	14.428	29.990	30.441	288.0

12th	32	Lorenzo SAVADORI		APRILIA		ITA
		Aprilia Racing				
		Runs=2	Total laps=4	Full laps=2	Valid laps=2	
Run #	1	Front Tyre	Slick-Medium	Rear Tyre	Slick-Soft	
		New Tyre		New Tyre		
1	2'05.112	40.533	18.371	30.262	31.334	294.2
2	1'38.670	24.563	14.230	29.756	30.121	295.8
3	1'38.062	24.458	14.406	29.298	29.900	290.3
4	1'38.985 P	26.582	15.072	30.537	26.794	286.4

Run #	2	Front Tyre	Slick-Medium	Rear Tyre	Slick-Soft	
		4 Laps at start		New Tyre		
	unfinished	43.999	19.500			289.5

Fastest Lap:	Maverick VIÑALES	SPA	Red Bull KTM Tech3	1'36.284	24.018	14.121	28.789	29.356
---------------------	------------------	-----	--------------------	-----------------	--------	--------	--------	--------

These data/results cannot be reproduced, stored and/or transmitted in whole or in part by any manner of electronic, mechanical, photocopying, recording, broadcasting or otherwise now known or herein after developed without the previous express consent by the copyright owner, except for reproduction in daily press and regular printed publications on sale to the public within 60 days of the event related to those data/results and always provided that copyright symbol appears together as follows below.

© DORNA, 2025

Official MotoGP Timing by TISSOT

www.motogp.com

Jerez de la Frontera, Saturday, April 26, 2025

Page 2 of 3



Qualifying Nr. 1

MotoGP™

Lap	Lap Time	T1	T2	T3	T4	Speed	Lap	Lap Time	T1	T2	T3	T4	Speed
13th	42	Alex RINS		YAMAHA		SPA							
Monster Energy Yamaha MotoGP Team													
Runs=1		Total laps=2		Full laps=1		Valid laps=1							
Run #	1	Front Tyre	Slick-Medium	Rear Tyre	Slick-Soft								
		New Tyre		New Tyre									
1	13'50.271	30.814	15.034	31.312	30.997	289.5							
2	1'38.977	24.936	14.393	29.668	29.980	289.5							

Fastest Lap:	Maverick VIÑALES	SPA	Red Bull KTM Tech3	1'36.284	24.018	14.121	28.789	29.356
---------------------	------------------	-----	--------------------	-----------------	--------	--------	--------	--------

These data/results cannot be reproduced, stored and/or transmitted in whole or in part by any manner of electronic, mechanical, photocopying, recording, broadcasting or otherwise now known or herein after developed without the previous express consent by the copyright owner, except for reproduction in daily press and regular printed publications on sale to the public within 60 days of the event related to those data/results and always provided that copyright symbol appears together as follows below.

© DORNA, 2025

Official MotoGP Timing by  TISSOT

www.motogp.com

Jerez de la Frontera, Saturday, April 26, 2025

Page 3 of 3





Circuito de Jerez - Ángel Nieto

EVENT BEST MAXIMUM SPEED

ESTRELLA GALICIA O,O GRAND PRIX OF SPAIN

QUALIFYING NR. 1

#	Rider	Nation	Team	Motorcycle	Km/h	
49	Fabio DI GIANNANTONIO	ITA	Pertamina Enduro VR46 Racing Team	DUCATI	300.0	Free Practice Nr. 2
63	Francesco BAGNAIA	ITA	Ducati Lenovo Team	DUCATI	300.0	Free Practice Nr. 2
37	Pedro ACOSTA	SPA	Red Bull KTM Factory Racing	KTM	299.1	Free Practice Nr. 2
43	Jack MILLER	AUS	Prima Pramac Yamaha MotoGP	YAMAHA	298.3	Free Practice Nr. 2
72	Marco BEZZECCHI	ITA	Aprilia Racing	APRILIA	298.3	Qualifying Nr. 1
21	Franco MORBIDELLI	ITA	Pertamina Enduro VR46 Racing Team	DUCATI	297.5	Free Practice Nr. 2
23	Enea BASTIANINI	ITA	Red Bull KTM Tech3	KTM	297.5	Qualifying Nr. 1
33	Brad BINDER	RSA	Red Bull KTM Factory Racing	KTM	297.5	Free Practice Nr. 2
73	Alex MARQUEZ	SPA	BK8 Gresini Racing MotoGP	DUCATI	296.7	Free Practice Nr. 2
93	Marc MARQUEZ	SPA	Ducati Lenovo Team	DUCATI	296.7	Free Practice Nr. 1
32	Lorenzo SAVADORI	ITA	Aprilia Racing	APRILIA	295.8	Qualifying Nr. 1
54	Fermin ALDEGUER	SPA	BK8 Gresini Racing MotoGP	DUCATI	295.0	Free Practice Nr. 2
79	Ai OGURA	JPN	Trackhouse MotoGP Team	APRILIA	295.0	Qualifying Nr. 1
36	Joan MIR	SPA	Honda HRC Castrol	HONDA	295.0	Free Practice Nr. 2
5	Johann ZARCO	FRA	CASTROL Honda LCR	HONDA	295.0	Free Practice Nr. 2
12	Maverick VIÑALES	SPA	Red Bull KTM Tech3	KTM	294.2	Qualifying Nr. 1
25	Raul FERNANDEZ	SPA	Trackhouse MotoGP Team	APRILIA	294.2	Qualifying Nr. 1
35	Somkiat CHANTRA	THA	IDEMITSU Honda LCR	HONDA	294.2	Free Practice Nr. 2
41	Aleix ESPARGARO	SPA	Honda HRC Test Team	HONDA	294.2	Free Practice Nr. 2
10	Luca MARINI	ITA	Honda HRC Castrol	HONDA	293.4	Free Practice Nr. 2
7	Augusto FERNANDEZ	SPA	Prima Pramac Yamaha MotoGP	YAMAHA	292.6	Qualifying Nr. 1
42	Alex RINS	SPA	Monster Energy Yamaha MotoGP Team	YAMAHA	292.6	Practice
20	Fabio QUARTARARO	FRA	Monster Energy Yamaha MotoGP Team	YAMAHA	291.8	Free Practice Nr. 2

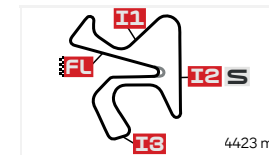
These data/results cannot be reproduced, stored and/or transmitted in whole or in part by any manner of electronic, mechanical, photocopying, recording, broadcasting or otherwise now known or herein after developed without the previous express consent by the copyright owner, except for reproduction in daily press and regular printed publications on sale to the public within 60 days of the event related to those data/results and always provided that copyright symbol appears together as follows below.

© DORNA, 2025

Official MotoGP Timing by

www.motogp.com

Jerez de la Frontera, Saturday, April 26, 2025



Circuito de Jerez - Ángel Nieto

BEST PARTIAL TIMES

ESTRELLA GALICIA O,O GRAND PRIX OF SPAIN
 QUALIFYING NR. 1

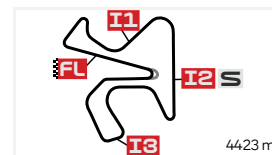
IT Ideal Lap Time, sum of the best partial times

BT Best Lap Time

Pos	T1		T2		T3		T4		Pos	Rider	IT	BT	
	Rider	Time	Rider	Time	Rider	Time	Rider	Time					
1	M.VIÑALES	23.965	M.BEZZECCHI	14.033	M.VIÑALES	28.789	M.VIÑALES	29.330	1	M.VIÑALES	1'36.152	1'36.284	(1)
2	B.BINDER	23.966	M.VIÑALES	14.068	J.MILLER	28.795	M.BEZZECCHI	29.408	2	M.BEZZECCHI	1'36.315	1'36.451	(2)
3	M.BEZZECCHI	23.971	A.OGURA	14.113	B.BINDER	28.851	E.BASTIANINI	29.432	3	J.MILLER	1'36.513	1'36.630	(4)
4	J.MILLER	24.026	L.MARINI	14.123	A.OGURA	28.872	L.MARINI	29.520	4	B.BINDER	1'36.547	1'36.584	(3)
5	R.FERNANDEZ	24.106	R.FERNANDEZ	14.123	M.BEZZECCHI	28.903	A.OGURA	29.524	5	A.OGURA	1'36.616	1'36.700	(5)
6	A.OGURA	24.107	A.ESPARGARO	14.129	R.FERNANDEZ	28.918	J.MILLER	29.556	6	L.MARINI	1'36.730	1'36.730	(6)
7	E.BASTIANINI	24.109	J.MILLER	14.136	A.ESPARGARO	28.928	B.BINDER	29.563	7	E.BASTIANINI	1'36.735	1'36.827	(8)
8	L.MARINI	24.156	E.BASTIANINI	14.139	L.MARINI	28.931	R.FERNANDEZ	29.612	8	R.FERNANDEZ	1'36.759	1'36.759	(7)
9	A.FERNANDEZ	24.173	B.BINDER	14.167	A.FERNANDEZ	28.977	A.FERNANDEZ	29.638	9	A.ESPARGARO	1'36.899	1'36.981	(9)
10	A.ESPARGARO	24.186	A.FERNANDEZ	14.209	E.BASTIANINI	29.055	A.ESPARGARO	29.656	10	A.FERNANDEZ	1'36.997	1'37.004	(10)
11	S.CHANTRA	24.374	L.SAVADORI	14.230	L.SAVADORI	29.298	S.CHANTRA	29.834	11	S.CHANTRA	1'37.804	1'37.827	(11)
12	L.SAVADORI	24.458	S.CHANTRA	14.266	S.CHANTRA	29.330	L.SAVADORI	29.900	12	L.SAVADORI	1'37.886	1'38.062	(12)
13	A.RINS	24.936	A.RINS	14.393	A.RINS	29.668	A.RINS	29.980	13	A.RINS	1'38.977	1'38.977	(13)

These data/results cannot be reproduced, stored and/or transmitted in whole or in part by any manner of electronic, mechanical, photocopying, recording, broadcasting or otherwise now known or herein after developed without the previous express consent by the copyright owner, except for reproduction in daily press and regular printed publications on sale to the public within 60 days of the event related to those data/results and always provided that copyright symbol appears together as follows below.

© DORNA, 2025



Circuito de Jerez - Ángel Nieto

FASTEST LAPS SEQUENCE

ESTRELLA GALICIA O,O GRAND PRIX OF SPAIN

QUALIFYING NR. 1

<i>Practice Time</i>	<i>#</i>	<i>Rider</i>	<i>Nation</i>	<i>Motorcycle</i>	<i>Time</i>	<i>Km/h</i>	<i>Rider's Lap</i>
3'25.511	10	Luca MARINI	ITA	HONDA	1'37.190	163.8	2
3'28.014	23	Enea BASTIANINI	ITA	KTM	1'37.154	163.8	2
3'39.487	33	Brad BINDER	RSA	KTM	1'36.931	164.2	2
3'40.329	43	Jack MILLER	AUS	YAMAHA	1'36.630	164.7	2
4'43.958	12	Maverick VIÑALES	SPA	KTM	1'36.510	164.9	2
6'20.268	12	Maverick VIÑALES	SPA	KTM	1'36.310	165.3	3
14'17.055	12	Maverick VIÑALES	SPA	KTM	1'36.284	165.3	6

These data/results cannot be reproduced, stored and/or transmitted in whole or in part by any manner of electronic, mechanical, photocopying, recording, broadcasting or otherwise now known or herein after developed without the previous express consent by the copyright owner, except for reproduction in daily press and regular printed publications on sale to the public within 60 days of the event related to those data/results and always provided that copyright symbol appears together as follows below.

© DORNA, 2025

Official MotoGP Timing by www.motogp.com

Jerez de la Frontera, Saturday, April 26, 2025