

**Portuguese Round, 28-30 March 2025**  
**Results Race 2**

Laps 17 = 78,064 Km - Time of Race 29'22.573 - Avg. 159,443 km/h

Pos	Grid	No. Rider	Nat	Team	Bike	Class	LL	Gap	Rel.	Fastest Lap	Speed	Qualifying	Speed
1	3	<b>11 B. BENDSNEYDER</b>	NED	MV Agusta Reparto Corse	MV Agusta F3 800 RR		17			1'43.208	289,7	1'43.685	282,2
2	4	<b>62 S. MANZI</b>	ITA	Pata Yamaha Ten Kate Racing	Yamaha YZF R9		17	<b>2.348</b>	2.348	1'43.318	280,0	1'43.720	277,8
3	6	<b>69 T. BOOTH-AMOS</b>	GBR	PTR Triumph Factory Racing	Triumph Street Triple RS 765		17	<b>3.443</b>	1.095	1'43.160	287,4	1'44.234	280,0
4	2	<b>94 L. MAHIAS</b>	FRA	GMT94-YAMAHA	Yamaha YZF R9		17	<b>3.684</b>	0.241	1'43.436	277,8	1'43.542	274,3
5	11	<b>53 V. DEBISE</b>	FRA	Renzi Corse	Ducati Panigale V2		17	<b>3.900</b>	0.216	1'43.290	286,7	1'43.842	276,4
6	10	<b>52 J. ALCOBA</b>	ESP	Kawasaki WorldSSP Team	Kawasaki ZX-6R 636		17	<b>4.062</b>	0.162	1'43.332	287,4	1'43.603	279,3
7	5	<b>51 J. MASIA</b>	ESP	Orelac Racing Verdunatura	Ducati Panigale V2		17	<b>5.235</b>	1.173	1'43.354	288,2	1'43.863	280,0
8	9	<b>23 M. SCHROETTER</b>	GER	WRP Racing	Ducati Panigale V2		17	<b>5.284</b>	0.049	1'43.346	287,4	1'43.835	277,8
9	13	<b>24 L. TACCINI</b>	ITA	Ecosantagata Althea Racing Team	Ducati Panigale V2		17	<b>11.602</b>	6.318	1'43.657	287,4	1'44.245	280,0
10	8	<b>65 P. OETTL</b>	GER	Feel Racing WorldSSP Team	Ducati Panigale V2		17	<b>11.936</b>	0.334	1'43.496	286,7	1'43.920	278,6
11	14	<b>6 C. PEROLARI</b>	FRA	Honda Racing World Supersport	Honda CBR600RR	*	17	<b>21.011</b>	9.075	1'43.682	279,3	1'44.316	275,7
12	21	<b>77 F. FARIOLI</b>	ITA	MV Agusta Reparto Corse	MV Agusta F3 800 RR		17	<b>25.352</b>	4.341	1'43.855	289,7	1'44.903	278,6
13	12	<b>20 X. CARDELUS</b>	AND	Orelac Racing Verdunatura	Ducati Panigale V2		17	<b>25.393</b>	0.041	1'44.211	285,9	1'43.989	277,8
14	19	<b>43 S. JESPERSEN</b>	DEN	Ecosantagata Althea Racing Team	Ducati Panigale V2		17	<b>25.507</b>	0.114	1'44.285	287,4	1'44.614	283,7
15	15	<b>57 A. MAHENDRA</b>	INA	Yamaha BLU CRU Evan Bros Team	Yamaha YZF R9		17	<b>25.564</b>	0.057	1'44.467	279,3	1'44.376	273,6
16	16	<b>5 N. ANTONELLI</b>	ITA	VFT Racing	Yamaha YZF R9		17	<b>25.945</b>	0.381	1'44.341	282,9	1'44.469	267,6
17	20	<b>21 M. RINALDI</b>	ITA	GMT94-YAMAHA	Yamaha YZF R9		17	<b>27.835</b>	1.890	1'44.560	282,2	1'44.749	268,9
18	26	<b>28 G. VAN STRAALEN</b>	NED	D34G WorldSSP Racing Team	Ducati Panigale V2		17	<b>28.625</b>	0.790	1'44.559	287,4	1'45.851	271,6
19	22	<b>50 O. VOSTATEK</b>	CZE	WRP Racing	Ducati Panigale V2		17	<b>28.814</b>	0.189	1'44.672	286,7	1'44.974	272,3
20	24	<b>66 N. TUULI</b>	FIN	QJMOTOR Factory Racing	QJMOTOR SRK 800 RR	*	17	<b>45.927</b>	17.113	1'45.248	279,3	1'45.749	271,6
21	28	<b>31 Y. OKAMOTO</b>	JPN	Pata Yamaha Ten Kate Racing	Yamaha YZF R9		17	<b>50.132</b>	4.205	1'45.805	277,8	1'46.280	280,7
22	27	<b>15 E. MCMANUS</b>	IRL	MMB Racing	Ducati Panigale V2		17	<b>50.157</b>	0.025	1'45.767	279,3	1'45.860	272,3
23	32	<b>33 E. MONTERO</b>	ESP	D34G WorldSSP Racing Team	Ducati Panigale V2	*	17	<b>57.643</b>	7.486	1'46.268	277,8	1'46.916	270,9
24	33	<b>4 L. ARBEL</b>	FRA	Team Fiembbo-Pilote Moto Production	MV Agusta F3 800 RR		17	<b>1'04.278</b>	6.635	1'46.539	276,4	1'46.968	266,2
25	30	<b>63 S. AZMAN</b>	MAS	PETRONAS MIE Honda Racing Team	Honda CBR600RR		17	<b>1'04.281</b>	0.003	1'46.261	280,7	1'46.374	275,0
26	31	<b>22 A. CARRASCO</b>	ESP	Honda Racing World Supersport	Honda CBR600RR	*	17	<b>1'05.625</b>	1.344	1'46.869	276,4	1'46.721	274,3
27	25	<b>44 H. TRUELOVE</b>	GBR	MMB Racing	Ducati Panigale V2		17	<b>1'29.609</b>	23.984	1'46.241	278,6	1'45.761	270,9
28	7	<b>64 F. CARICASULO</b>	ITA	Motozoo ME air Racing	MV Agusta F3 800 RR		16	<b>1 Lap</b>	1 Lap	1'44.272	288,2	1'43.570	280,0
<b>Not Classified</b>													
RET	1	<b>61 C. ONCU</b>	TUR	Yamaha BLU CRU Evan Bros Team	Yamaha YZF R9		9	<b>8 Laps</b>		1'42.909	273,6	1'42.944	270,2
RET	17	<b>32 O. BAYLISS</b>	AUS	PTR Triumph Factory Racing	Triumph Street Triple RS 765		3	<b>14 Laps</b>		1'44.502	277,1	1'44.476	277,8
RET	18	<b>3 R. DE ROSA</b>	ITA	QJMOTOR Factory Racing	QJMOTOR SRK 800 RR	*	3	<b>14 Laps</b>		177,9	1'44.590	272,9	
RET	23	<b>27 K. TOBA</b>	JPN	PETRONAS MIE Honda Racing Team	Honda CBR600RR		2	<b>15 Laps</b>		1'45.988	276,4	1'45.284	277,1
RET	29	<b>7 L. VENEMAN</b>	NED	EAB Racing Team	Ducati Panigale V2		2	<b>15 Laps</b>		1'45.932	280,0	1'46.331	274,3

AIR	Humidity:	30%	Temp:	23°C
TRACK	Condition:	Dry	Temp:	32°C

Records	Pole [SP]	2023	N.Bulega	1'42.769	160,858 Km/h
	Race [RC1]	2024	Y.Montella	1'43.246	160,115 Km/h
	All Times [WUP2]	2025	C.Oncu	1'42.643	161,055 Km/h
Race Fastest Lap	[New Record]	Lap 2	C.Oncu	1'42.909	160,639 Km/h

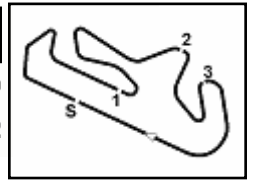
LAP LEADERS				
No. Rider	From	To	Laps	Total
<b>61 C. ONCU</b>	1	8	8	8
<b>62 S. MANZI</b>	9	12	4	4
<b>11 B. BENDSNEYDER</b>	13	17	5	5

TOTAL LEADER LAPS				
No. Rider	Laps			
<b>61 C. ONCU</b>	28	<b>53 V. DEBISE</b>		1
<b>62 S. MANZI</b>	16			
<b>69 T. BOOTH-AMOS</b>	12			
<b>11 B. BENDSNEYDER</b>	5			
<b>51 J. MASIA</b>	4			
<b>24 L. TACCINI</b>	2			
<b>21 M. RINALDI</b>	1			
<b>52 J. ALCOBA</b>	1			

Start 12:35 End 13:10 The results are provisional until the end of the time limit for protests and appeals and the completion of the technical checks.

These data/results cannot be reproduced, stored and/or transmitted in whole or in part by any manner of electronic, mechanical, photocopying, recording, broadcasting or otherwise now known or herein after developed without the previous express consent by the copyright owner, except for reproduction in daily press and regular printed publications on sale to the public within 60 days of the event related to those data/results and always provided that copyright symbol appears together as follows below.

© DORNA WSBK ORGANIZATION Srl 2025



**Portuguese Round, 28-30 March 2025**  
**Results Race 2**

\* WorldSSP Challenge

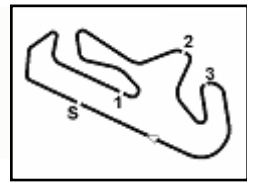
**Race Highlights**

Time	No. Rider	Description
12.30.35	<b>3 R. DE ROSA</b>	#3 Bike moved to pit lane - Technical Problem
12.33.07		Warm Up Lap Started
12.35.38		Start of Session
12.36.10	<b>3 R. DE ROSA</b>	#3 Exited Pit Lane
12.37.58		No Jump Starts
12.39.43	<b>27 K. TOBA</b>	#27 Technical Problem - Rider is slowing down - Turn Finish Line
12.39.51	<b>3 R. DE ROSA</b>	#3 Entered Pit Lane
12.40.01	<b>7 L. VENEMAN</b>	#7 Crashed - Turn 3
12.40.45	<b>27 K. TOBA</b>	#27 Not Actively Competing
12.40.53	<b>7 L. VENEMAN</b>	#7 Not Actively Competing
12.40.58	<b>64 F. CARICASULO</b>	#64 Crashed - Turn 13
12.41.08	<b>64 F. CARICASULO</b>	#64 Rejoined
12.41.44	<b>32 O. BAYLISS</b>	#32 Crashed - Turn 4
12.43.29	<b>32 O. BAYLISS</b>	#32 Not Actively Competing
12.50.01	<b>61 C. ONCU</b>	#61 Crashed - Turn 1
12.50.23	<b>61 C. ONCU</b>	#61 Rejoined
12.52.05	<b>61 C. ONCU</b>	#61 Entered Pit Lane
12.53.28	<b>61 C. ONCU</b>	#61 Retired
12.54.52		2/3 of Race Distance Completed
12.55.17	<b>44 H. TRUELOVE</b>	#44 Crashed - Turn 13
12.55.36	<b>44 H. TRUELOVE</b>	#44 Rejoined
12.59.03	<b>64 F. CARICASULO</b>	#64 Entered Pit Lane
13.00.35		Official Ambient Air Temperature 23.6°C - Humidity 31% - Atmospheric Pressure 101.89kPa - Fuel Flow Limit 47.2kg/h
13.00.38	<b>3 R. DE ROSA</b>	#3 Exited Pit Lane
13.00.47		Calculated Abs Real Pressure 100.62kPa
13.01.07	<b>64 F. CARICASULO</b>	#64 Exited Pit Lane
13.02.31	<b>3 R. DE ROSA</b>	#3 Entered Pit Lane
13.03.19	<b>3 R. DE ROSA</b>	#3 Not Actively Competing
13.03.58	<b>32 O. BAYLISS</b>	#32 Medical Centre
13.08.48		Podium Confirmed
13.10.09		End of Session

Start                      End                      The results are provisional until the end of the time limit for protests and appeals  
30/03/2025              12:35                      13:10                      and the completion of the technical checks.

These data/results cannot be reproduced, stored and/or transmitted in whole or in part by any manner of electronic, mechanical, photocopying, recording, broadcasting or otherwise now known or herein after developed without the previous express consent by the copyright owner, except for reproduction in daily press and regular printed publications on sale to the public within 60 days of the event related to those data/results and always provided that copyright symbol appears together as follows below.

© DORNA WSBK ORGANIZATION Srl 2025



Portimao 4.592 m

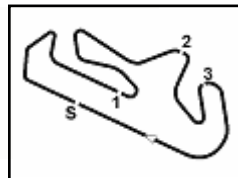
**Portuguese Round, 28-30 March 2025**  
**Riders Standings**

	Points	Points From First	Points From Previous	February 23 <b>PHILLIP ISLAND</b>	March 23 <b>PORTIMAO</b>	April 13 <b>ASSEN</b>	May 4 <b>CREMONA</b>	May 18 <b>MOST</b>	June 15 <b>MISANO</b>	July 13 <b>DONINGTON</b>	July 27 <b>BALATON</b>	September 7 <b>MAGNY-COURS</b>	September 28 <b>ARAGON</b>	October 12 <b>ESTORIL</b>	October 19 <b>JEREZ</b>			
1 <b>MANZI</b> Stefano (ITA)	85			25 20 1 1 1 1	20 20 2 2													
2 <b>BOOTH-AMOS</b> Tom (GBR)	72	13		20 25 2 1	11 16 2 2													
3 <b>BENDSNEYDER</b> Bo (NED)	70	15	2	13 16 4 3	16 25 3 3													
4 <b>MAHIAS</b> Lucas (FRA)	43	42	27	7 10 9 5	13 13 5 4													
5 <b>ONCU</b> Can (TUR)	36	49	7	11 5 9	25 4 5													
6 <b>SCHROETTER</b> Marcel (GER)	34	51	2	16 3 7	10 8 6 6													
7 <b>ALCOBA</b> Jeremy (ESP)	34	51	0	6 11 10 5	7 10 7 6													
8 <b>MASIA</b> Jaume (ESP)	28	57	6	10 6 10	9 9 8 8													
9 <b>DEBISE</b> Valentin (FRA)	27	58	1	8 8 14	8 11 10 9													
10 <b>BAYLISS</b> Oliver (AUS)	18	67	9	9 9 7 4	9 10 9 10													
11 <b>RINALDI</b> Michael (ITA)	13	72	5	13 8	11 11													
12 <b>CARDELUS</b> Xavi (AND)	13	72	0	8 14	2 3 12 11													
13 <b>TACCINI</b> Leonardo (ITA)	12	73	1	1 20	4 7 17 13													
14 <b>OETTL</b> Philipp (GER)	11	74	1		5 6 17 14													
15 <b>TOBA</b> Kaito (JPN)	9	76	2	2 7 14 11	13 15													
16 <b>VOSTATEK</b> Ondrej (CZE)	9	76	0	3 6 13 11	13 15													
17 <b>POWER</b> Luke (AUS)	9	76	0	4 5 12 11	13 15													
18 <b>PEROLARI</b> Corentin (FRA)	8	77	1		3 5 21 18													
19 <b>JESPERSEN</b> Simon (DEN)	7	78	1	1 4 15 16	2 17 19													
20 <b>CARICASULO</b> Federico (ITA)	6	79	1		6 16 20													
21 <b>ANTONELLI</b> Niccolo (ITA)	5	80	1	5 11 16	17 21													
22 <b>FARIOLI</b> Filippo (ITA)	5	80	0		1 4 24 21													
23 <b>MAHENDRA</b> Aldi (INA)	4	81	1	3 18	1 21 23													
24 <b>VOIGHT</b> Harrison (AUS)	2	83	2	2 19	23 24													

30/03/2025 First Line: Championship Standings - Second Line: Ranking Progression

These data/results cannot be reproduced, stored and/or transmitted in whole or in part by any manner of electronic, mechanical, photocopying, recording, broadcasting or otherwise now known or herein after developed without the previous express consent by the copyright owner, except for reproduction in daily press and regular printed publications on sale to the public within 60 days of the event related to those data/results and always provided that copyright symbol appears together as follows below.

© DORNA WSBK ORGANIZATION Srl 2025



Portimao 4.592 m

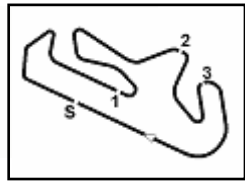
**Portuguese Round, 28-30 March 2025**  
**Riders Standings**

Points	Points From First	Points From Previous	March 23	April 13	May 4	May 18	June 15	July 13	July 27	September 7	September 28	October 12	October 19			
			<b>PORTIMAO</b>	<b>ASSEN</b>	<b>CREMONA</b>	<b>MOST</b>	<b>MISANO</b>	<b>DONINGTON</b>	<b>BALATON</b>	<b>MAGNY-COURS</b>	<b>ARAGON</b>	<b>ESTORIL</b>	<b>JEREZ</b>			
<b>WorldSSP Challenge</b>																
<b>1 PEROLARI</b> Corentin (FRA)	<b>8</b>		<b>3</b> 1	<b>5</b> 1												

30/03/2025 First Line: Championship Standings - Second Line: Ranking Progression

These data/results cannot be reproduced, stored and/or transmitted in whole or in part by any manner of electronic, mechanical, photocopying, recording, broadcasting or otherwise now known or herein after developed without the previous express consent by the copyright owner, except for reproduction in daily press and regular printed publications on sale to the public within 60 days of the event related to those data/results and always provided that copyright symbol appears together as follows below.

© DORNA WSBK ORGANIZATION Srl 2025



Portimao 4.592 m

**Portuguese Round, 28-30 March 2025**  
**Manufacturers Standings**

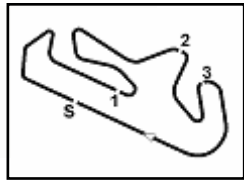
	Points	Points From First	Points From Previous	February 23 <b>PHILLIP ISLAND</b>	March 23 <b>PORTIMAO</b>	April 13 <b>ASSEN</b>	May 4 <b>CREMONA</b>	May 18 <b>MOST</b>	June 15 <b>MISANO</b>	July 13 <b>DONINGTON</b>	July 27 <b>BALATON</b>	September 7 <b>MAGNY-COURS</b>	September 28 <b>ARAGON</b>	October 12 <b>ESTORIL</b>	October 19 <b>JEREZ</b>			
1 <b>YAMAHA</b>	<b>90</b>			25 20 1 1	25 20 1 1													
2 <b>TRIUMPH</b>	<b>72</b>	18		20 25 2 1	11 16 2 2													
3 <b>MV AGUSTA</b>	<b>70</b>	20	2	13 16 4 3	16 25 3 3													
4 <b>DUCATI</b>	<b>45</b>	45	25	16 8 3 4	10 11 4 4													
5 <b>KAWASAKI</b>	<b>34</b>	56	11	6 11 5 5	7 10 5 5													
6 <b>HONDA</b>	<b>17</b>	73	17	2 7 6 6	3 5 6 6													

30/03/2025

First Line: Championship Standings - Second Line: Ranking Progression

These data/results cannot be reproduced, stored and/or transmitted in whole or in part by any manner of electronic, mechanical, photocopying, recording, broadcasting or otherwise now known or herein after developed without the previous express consent by the copyright owner, except for reproduction in daily press and regular printed publications on sale to the public within 60 days of the event related to those data/results and always provided that copyright symbol appears together as follows below.

© DORNA WSBK ORGANIZATION Srl 2025



**Portuguese Round, 28–30 March 2025**  
**Teams Standings**

		February 23 PHILIP ISLAND	March 23 PORTIMAO	April 13 ASSEN	May 4 CREMONA	May 18 MOST	June 15 MISANO	July 13 DONINGTON	July 27 BALATON	September 7 MAGNY-COURS	September 28 ARAGON	October 12 ESTORIL	October 19 JEREZ	
<b>1</b>	<b>PTR Triumph Factory Racing</b>	<b>90</b>												
	BOOTH-AMOS Tom	72	20 25	11 16										
	BAYLISS Oliver	18	9 9											
<b>2</b>	<b>Pata Yamaha Ten Kate Racing</b>	<b>85 [-5]</b>												
	MANZI Stefano	85	25 20	20 20										
<b>3</b>	<b>MV Agusta Reparto Corse</b>	<b>75 [-15]</b>												
	BENDSNEYDER Bo	70	13 16	16 25										
	FARIOLI Filippo	5		1 4										
<b>4</b>	<b>GMT94-YAMAHA</b>	<b>56 [-34]</b>												
	MAHIAS Lucas	43	7 10	13 13										
	RINALDI Michael	13		13										
<b>5</b>	<b>WRP Racing</b>	<b>43 [-47]</b>												
	SCHROETTER Marcel	34	16	10 8										
	VOSTATEK Ondrej	9	3 6											
<b>6</b>	<b>Drelec Racing Verdnatura</b>	<b>41 [-49]</b>												
	MASIA Jaume	28	10	9 9										
	CARDELUS Xavi	13		8 2 3										
<b>7</b>	<b>Yamaha BLU CRU Evan Bros Team</b>	<b>40 [-50]</b>												
	ONCU Can	36	11	25										
	MAHENDRA Aldi	4		3 1										
<b>8</b>	<b>Kawasaki WorldSSP Team</b>	<b>34 [-56]</b>												
	ALCOBA Jeremy	34	6 11	7 10										
<b>9</b>	<b>Renzi Corse</b>	<b>27 [-63]</b>												
	DEBISE Valentin	27	8	8 11										
<b>10</b>	<b>Ecosantagata Althea Racing Team</b>	<b>19 [-71]</b>												
	TACCINI Leonardo	12		1 4 7										
	JESPERSEN Simon	7	1 4	2										
<b>11</b>	<b>Motozoo ME air Racing</b>	<b>15 [-75]</b>												
	POWER Luke	9	4 5											
	CARICASULO Federico	6		6										
<b>12</b>	<b>Feel Racing WorldSSP Team</b>	<b>11 [-79]</b>												
	OETTL Philipp	11		5 6										
<b>13</b>	<b>PETRONAS MIE Honda Racing Team</b>	<b>9 [-81]</b>												
	TOBA Kaito	9	2 7											
<b>14</b>	<b>Honda Racing World Supersport</b>	<b>8 [-82]</b>												
	PEROLARI Corentin	8		3 5										
<b>15</b>	<b>VFT Racing</b>	<b>5 [-85]</b>												
	ANTONELLI Niccolo	5	5											
<b>16</b>	<b>D34G WorldSSP Racing Team</b>	<b>2 [-88]</b>												
	VOIGHT Harrison	2	2											

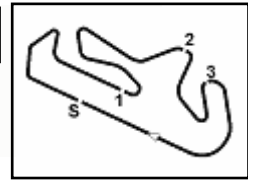
30/03/2025

These data/results cannot be reproduced, stored and/or transmitted in whole or in part by any manner of electronic, mechanical, photocopying, recording, broadcasting or otherwise now known or herein after developed without the previous express consent by the copyright owner, except for reproduction in daily press and regular printed publications on sale to the public within 60 days of the event related to those data/results and always provided that copyright symbol appears together as follows below.

© DORNA WSBK ORGANIZATION Srl 2025

FICR PERUGIA TIMING





Portimao 4.592 m

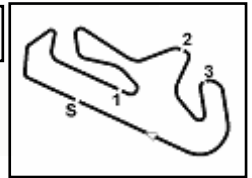
**Portuguese Round, 28–30 March 2025**  
**Pirelli Best Lap Award**

	Points	Points From First	Points From Previous	February 23 <b>PHILLIP ISLAND</b>	March 23 <b>PORTIMAO</b>	April 13 <b>ASSEN</b>	May 4 <b>CREMONA</b>	May 18 <b>MOST</b>	June 15 <b>MISANO</b>	July 13 <b>DONINGTON</b>	July 27 <b>BALATON</b>	September 7 <b>MAGNY-COURS</b>	September 28 <b>ARAGON</b>	October 12 <b>ESTORIL</b>	October 19 <b>JEREZ</b>			
1 <b>ONCU</b> Can (TUR)	2				1 1													
2 <b>BENDSNEYDER</b> Bo (NED)	2 0			1 1														

30/03/2025 First Line: Race 1 & 2

These data/results cannot be reproduced, stored and/or transmitted in whole or in part by any manner of electronic, mechanical, photocopying, recording, broadcasting or otherwise now known or herein after developed without the previous express consent by the copyright owner, except for reproduction in daily press and regular printed publications on sale to the public within 60 days of the event related to those data/results and always provided that copyright symbol appears together as follows below.

© DORNA WSBK ORGANIZATION Srl 2025



Portimao 4.592 m

**Portuguese Round, 28-30 March 2025**  
**Best Sectors & Speed Race 2**

RESULTS				
1	11	B. BENDSNEYDER	MV Agusta F3 800 RR	Laps 17
2	62	S. MANZI	Yamaha YZF R9	2.348
3	69	T. BOOTH-AMOS	Triumph Street Triple RS 765	3.443
4	94	L. MAHIAS	Yamaha YZF R9	3.684
5	53	V. DEBISE	Ducati Panigale V2	3.900
6	52	J. ALCOBA	Kawasaki ZX-6R 636	4.062
7	51	J. MASIA	Ducati Panigale V2	5.235
8	23	M. SCHROETTER	Ducati Panigale V2	5.284
9	24	L. TACCINI	Ducati Panigale V2	11.602
10	65	P. OETTL	Ducati Panigale V2	11.936
11	6	C. PEROLARI	Honda CBR600RR	21.011
12	77	F. FARIOLI	MV Agusta F3 800 RR	25.352
13	20	X. CARDELUS	Ducati Panigale V2	25.393
14	43	S. JESPERSEN	Ducati Panigale V2	25.507
15	57	A. MAHENDRA	Yamaha YZF R9	25.564
16	5	N. ANTONELLI	Yamaha YZF R9	25.945
17	21	M. RINALDI	Yamaha YZF R9	27.835
18	28	G. VAN STRAALEN	Ducati Panigale V2	28.625
19	50	D. VOSTATEK	Ducati Panigale V2	28.814
20	66	N. TUULI	QJMOTOR SRK 800 RR	45.927
21	31	Y. OKAMOTO	Yamaha YZF R9	50.132
22	15	E. MCMANUS	Ducati Panigale V2	50.157
23	33	E. MONTERO	Ducati Panigale V2	57.643
24	4	L. ARBEL	MV Agusta F3 800 RR	1'04.278
25	63	S. AZMAN	Honda CBR600RR	1'04.281
26	22	A. CARRASCO	Honda CBR600RR	1'05.625
27	44	H. TRUELOVE	Ducati Panigale V2	1'29.609
28	64	F. CARICASULO	MV Agusta F3 800 RR	1 Lap
RET	61	C. ONCU	Yamaha YZF R9	8 Laps
RET	32	D. BAYLISS	Triumph Street Triple RS 765	14 Laps
RET	3	R. DE ROSA	QJMOTOR SRK 800 RR	14 Laps
RET	27	K. TOBA	Honda CBR600RR	15 Laps
RET	7	L. VENEMAN	Ducati Panigale V2	15 Laps

SPEED				
1	11	B. BENDSNEYDER	MV Agusta F3 800 RR	289,7
2	77	F. FARIOLI	MV Agusta F3 800 RR	289,7
3	64	F. CARICASULO	MV Agusta F3 800 RR	288,2
4	51	J. MASIA	Ducati Panigale V2	288,2
5	43	S. JESPERSEN	Ducati Panigale V2	287,4
6	69	T. BOOTH-AMOS	Triumph Street Triple RS 765	287,4
7	23	M. SCHROETTER	Ducati Panigale V2	287,4
8	28	G. VAN STRAALEN	Ducati Panigale V2	287,4
9	24	L. TACCINI	Ducati Panigale V2	287,4
10	52	J. ALCOBA	Kawasaki ZX-6R 636	287,4
11	50	D. VOSTATEK	Ducati Panigale V2	286,7
12	65	P. OETTL	Ducati Panigale V2	286,7
13	53	V. DEBISE	Ducati Panigale V2	286,7
14	20	X. CARDELUS	Ducati Panigale V2	285,9
15	5	N. ANTONELLI	Yamaha YZF R9	282,9
16	21	M. RINALDI	Yamaha YZF R9	282,2
17	63	S. AZMAN	Honda CBR600RR	280,7
18	62	S. MANZI	Yamaha YZF R9	280,0
19	7	L. VENEMAN	Ducati Panigale V2	280,0
20	15	E. MCMANUS	Ducati Panigale V2	279,3
21	66	N. TUULI	QJMOTOR SRK 800 RR	279,3
22	57	A. MAHENDRA	Yamaha YZF R9	279,3
23	6	C. PEROLARI	Honda CBR600RR	279,3
24	44	H. TRUELOVE	Ducati Panigale V2	278,6
25	94	L. MAHIAS	Yamaha YZF R9	277,8
26	33	E. MONTERO	Ducati Panigale V2	277,8
27	31	Y. OKAMOTO	Yamaha YZF R9	277,8
28	32	D. BAYLISS	Triumph Street Triple RS 765	277,1
29	27	K. TOBA	Honda CBR600RR	276,4
30	4	L. ARBEL	MV Agusta F3 800 RR	276,4
31	22	A. CARRASCO	Honda CBR600RR	276,4
32	61	C. ONCU	Yamaha YZF R9	273,6
33	3	R. DE ROSA	QJMOTOR SRK 800 RR	177,9

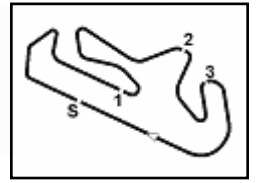
SEG. 1			SEG. 2			SEG. 3			SEG. 4						
1	53	V. DEBISE	32.897	1	61	C. ONCU	30.345	1	61	C. ONCU	21.137	1	53	V. DEBISE	18.007
2	11	B. BENDSNEYDER	32.905	2	69	T. BOOTH-AMOS	30.488	2	11	B. BENDSNEYDER	21.285	2	61	C. ONCU	18.040
3	62	S. MANZI	32.957	3	52	J. ALCOBA	30.513	3	23	M. SCHROETTER	21.343	3	69	T. BOOTH-AMOS	18.059
4	24	L. TACCINI	32.959	4	62	S. MANZI	30.531	4	94	L. MAHIAS	21.354	4	32	D. BAYLISS	18.065
5	61	C. ONCU	32.966	5	11	B. BENDSNEYDER	30.538	5	62	S. MANZI	21.366	5	6	C. PEROLARI	18.080
6	51	J. MASIA	32.997	6	94	L. MAHIAS	30.558	6	51	J. MASIA	21.375	6	11	B. BENDSNEYDER	18.088
7	69	T. BOOTH-AMOS	33.032	7	53	V. DEBISE	30.561	7	53	V. DEBISE	21.400	7	94	L. MAHIAS	18.102
8	23	M. SCHROETTER	33.046	8	23	M. SCHROETTER	30.568	8	69	T. BOOTH-AMOS	21.460	8	52	J. ALCOBA	18.106
9	52	J. ALCOBA	33.048	9	64	F. CARICASULO	30.570	9	52	J. ALCOBA	21.468	9	64	F. CARICASULO	18.109
10	65	P. OETTL	33.104	10	65	P. OETTL	30.594	10	77	F. FARIOLI	21.471	10	77	F. FARIOLI	18.109
11	94	L. MAHIAS	33.145	11	51	J. MASIA	30.632	11	65	P. OETTL	21.513	11	57	A. MAHENDRA	18.130
12	20	X. CARDELUS	33.173	12	6	C. PEROLARI	30.712	12	24	L. TACCINI	21.526	12	5	N. ANTONELLI	18.134
13	43	S. JESPERSEN	33.175	13	24	L. TACCINI	30.733	13	43	S. JESPERSEN	21.545	13	51	J. MASIA	18.141
14	64	F. CARICASULO	33.256	14	77	F. FARIOLI	30.766	14	64	F. CARICASULO	21.555	14	24	L. TACCINI	18.144
15	6	C. PEROLARI	33.262	15	43	S. JESPERSEN	30.878	15	6	C. PEROLARI	21.564	15	21	M. RINALDI	18.162
16	77	F. FARIOLI	33.324	16	28	G. VAN STRAALEN	30.898	16	57	A. MAHENDRA	21.594	16	23	M. SCHROETTER	18.193
17	5	N. ANTONELLI	33.427	17	20	X. CARDELUS	30.908	17	20	X. CARDELUS	21.611	17	65	P. OETTL	18.200
18	57	A. MAHENDRA	33.445	18	5	N. ANTONELLI	30.932	18	21	M. RINALDI	21.612	18	20	X. CARDELUS	18.256
19	27	K. TOBA	33.466	19	50	D. VOSTATEK	30.944	19	32	D. BAYLISS	21.656	19	43	S. JESPERSEN	18.266
20	28	G. VAN STRAALEN	33.478	20	21	M. RINALDI	30.946	20	50	D. VOSTATEK	21.666	20	31	Y. OKAMOTO	18.278
21	32	D. BAYLISS	33.484	21	57	A. MAHENDRA	30.972	21	28	G. VAN STRAALEN	21.666	21	62	S. MANZI	18.295
22	50	D. VOSTATEK	33.487	22	66	N. TUULI	31.003	22	66	N. TUULI	21.680	22	28	G. VAN STRAALEN	18.303
23	21	M. RINALDI	33.510	23	32	D. BAYLISS	31.048	23	5	N. ANTONELLI	21.691	23	15	E. MCMANUS	18.350
24	66	N. TUULI	33.786	24	15	E. MCMANUS	31.122	24	27	K. TOBA	21.702	24	50	D. VOSTATEK	18.430
25	15	E. MCMANUS	33.831	25	31	Y. OKAMOTO	31.271	25	31	Y. OKAMOTO	21.740	25	63	S. AZMAN	18.453
26	31	Y. OKAMOTO	33.931	26	27	K. TOBA	31.364	26	7	L. VENEMAN	21.776	26	66	N. TUULI	18.477
27	44	H. TRUELOVE	34.017	27	44	H. TRUELOVE	31.365	27	4	L. ARBEL	21.874	27	7	L. VENEMAN	18.495
28	33	E. MONTERO	34.028	28	4	L. ARBEL	31.470	28	33	E. MONTERO	21.879	28	27	K. TOBA	18.505
29	7	L. VENEMAN	34.061	29	33	E. MONTERO	31.471	29	44	H. TRUELOVE	21.888	29	22	A. CARRASCO	18.509
30	22	A. CARRASCO	34.092	30	63	S. AZMAN	31.475	30	15	E. MCMANUS	21.891	30	4	L. ARBEL	18.520
31	63	S. AZMAN	34.126	31	7	L. VENEMAN	31.581	31	63	S. AZMAN	21.905	31	33	E. MONTERO	18.534
32	4	L. ARBEL	34.205	32	22	A. CARRASCO	31.702	32	22	A. CARRASCO	22.055	32	44	H. TRUELOVE	18.628
33	3	R. DE ROSA	40.400	33	3	R. DE ROSA	34.463	33	3	R. DE ROSA	23.214	33	3	R. DE ROSA	21.104

30/03/2025

These data/results cannot be reproduced, stored and/or transmitted in whole or in part by any manner of electronic, mechanical, photocopying, recording, broadcasting or otherwise now known or herein after developed without the previous express consent by the copyright owner, except for reproduction in daily press and regular printed publications on sale to the public within 60 days of the event related to those data/results and always provided that copyright symbol appears together as follows below.

© DORNA WSBK ORGANIZATION Srl 2025





Portimao 4.592 m

1 / 4

**Portuguese Round, 28-30 March 2025**  
**Lap Chart Race 2**

		Lap																
	1	2	3	4	5	6	7	8	9	10	11	12	13	14	15	16	17	
1	61	61	61	61	61	61	61	61	62	62	62	62	11	11	11	11	11	
2	62	62	62	62	62	62	62	62	94	94	94	11	62	62	62	62	62	
3	94	94	94	94	94	94	94	94	51	51	11	94	94	94	94	69	69	
4	51	51	51	51	51	51	51	51	69	11	51	69	69	69	69	94	94	
5	69	69	69	69	69	69	69	69	11	69	69	51	51	51	53	53	53	
6	65	11	11	11	11	11	11	11	52	52	52	52	53	53	52	52	52	
7	11	52	52	52	52	52	52	52	53	53	53	53	52	52	51	23	51	
8	23	23	23	23	23	23	23	23	23	23	23	23	23	23	23	51	23	
9	53	65	65	65	65	65	65	53	65	65	65	65	65	65	24	24	24	
10	52	6	6	6	53	53	53	65	24	24	24	24	24	24	65	65	65	
11	6	20	53	53	6	6	24	24	6	6	6	6	6	6	6	6	6	
12	20	64	24	24	24	24	6	6	77	77	20	20	77	20	20	20	77	
13	64	24	77	77	77	77	77	77	57	20	77	77	20	43	77	77	20	
14	24	53	57	57	57	57	57	57	20	57	43	43	43	77	43	43	43	
15	57	57	32	43	43	43	43	20	43	43	5	57	57	57	57	57	57	
16	77	77	43	20	5	5	20	43	5	5	21	21	5	5	5	5	5	
17	32	32	5	5	21	20	5	5	21	21	57	5	21	21	21	21	21	
18	21	21	21	21	20	21	21	21	28	28	28	28	28	28	28	28	28	
19	5	5	20	28	28	28	28	28	50	50	50	50	50	50	50	50	50	
20	43	43	28	50	50	50	50	50	66	66	66	66	66	66	66	66	66	
21	50	28	50	31	31	31	31	31	15	15	15	15	31	31	15	31	31	
22	28	50	31	15	15	15	15	15	15	31	31	31	15	15	31	15	15	
23	31	31	15	66	66	66	66	66	33	33	33	33	33	33	33	33	33	
24	27	27	66	33	33	33	33	33	44	44	4	64	4	4	4	4	4	
25	7	7	33	44	44	44	44	44	4	4	63	4	63	63	63	63	63	
26	15	15	44	4	4	4	4	4	63	63	64	63	22	22	22	22	22	
27	44	33	4	63	63	63	63	63	22	64	22	22	64	44	44	44	44	
28	33	63	63	22	22	22	22	22	64	22	44	44	44	64	64	64	64	
29	63	44	22	64	64	64	64	64	61									
30	4	66	64															
31	22	4	3															
32	66	22																
33	3	3																

Final Result		
1	<b>11</b> B. BENDSNEYDER	Laps 17
2	<b>62</b> S. MANZI	2.348
3	<b>69</b> T. BOOTH-AMOS	3.443
4	<b>94</b> L. MAHIAS	3.684
5	<b>53</b> V. DEBISE	3.900
6	<b>52</b> J. ALCOBA	4.062
7	<b>51</b> J. MASIA	5.235
8	<b>23</b> M. SCHROETTER	5.284
9	<b>24</b> L. TACCINI	11.602
10	<b>65</b> P. DETTL	11.936
11	<b>6</b> C. PEROLARI	21.011
12	<b>77</b> F. FARIOLI	25.352
13	<b>20</b> X. CARDELUS	25.393
14	<b>43</b> S. JESPERSEN	25.507
15	<b>57</b> A. MAHENDRA	25.564
16	<b>5</b> N. ANTONELLI	25.945
17	<b>21</b> M. RINALDI	27.835
18	<b>28</b> G. VAN STRAALEN	28.625
19	<b>50</b> D. VOSTATEK	28.814
20	<b>66</b> N. TUULI	45.927
21	<b>31</b> Y. OKAMOTO	50.132
22	<b>15</b> E. MCMANUS	50.157
23	<b>33</b> E. MONTERO	57.643
24	<b>4</b> L. ARBEL	1'04.278
25	<b>63</b> S. AZMAN	1'04.281
26	<b>22</b> A. CARRASCO	1'05.625
27	<b>44</b> H. TRUELOVE	1'29.609
28	<b>64</b> F. CARICASULO	1 Lap
RET	<b>61</b> C. ONCU	8 Laps
RET	<b>32</b> D. BAYLISS	14 Laps
RET	<b>3</b> R. DE ROSA	14 Laps
RET	<b>27</b> K. TOBA	15 Laps
RET	<b>7</b> L. VENEMAN	15 Laps

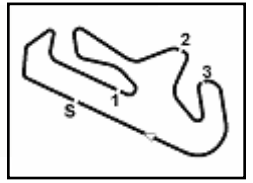
30/03/2025

These data/results cannot be reproduced, stored and/or transmitted in whole or in part by any manner of electronic, mechanical, photocopying, recording, broadcasting or otherwise now known or herein after developed without the previous express consent by the copyright owner, except for reproduction in daily press and regular printed publications on sale to the public within 60 days of the event related to those data/results and always provided that copyright symbol appears together as follows below.

© DORNA WSBK ORGANIZATION Srl 2025

FICR PERUGIA TIMING





Portimao 4.592 m

**Portuguese Round, 28-30 March 2025**  
**Lap Chart Race 2**

Lap 1		
1	61 C.Oncu	1'43.172
2	62 S.Manzi	1.060
3	94 L.Mahias	1.108
4	51 J.Masia	1.605
5	69 T.Booth-Amos	2.500
6	65 P.Oettl	3.004
7	11 B.Bendsneyder	3.121
8	23 M.Schroetter	3.411
9	53 V.Debise	3.449
10	52 J.Alcoba	3.539
11	6 C.Perolari	3.881
12	20 X.Cardelus	4.272
13	64 F.Caricasulo	4.306
14	24 L.Taccini	4.725
15	57 A.Mahendra	4.857
16	77 F.Farioli	5.074
17	32 O.Bayliss	5.145
18	21 M.Rinaldi	5.468
19	5 N.Antonelli	5.730
20	43 S.Jespersen	6.101
21	50 O.Vostatek	6.348
22	28 G.van Straalen	6.413
23	31 Y.Okamoto	6.619
24	27 K.Toba	7.275
25	7 L.Veneman	7.874
26	15 E.McManus	8.174
27	44 H.Truelove	8.768
28	33 E.Montero	8.848
29	63 S.Azman	9.056
30	4 L.Arbel	9.635
31	22 A.Carrasco	9.995
32	66 N.Tuuli	10.070
33	3 R.De Rosa	25.645

Lap 2		
1	61 C.Oncu	3'26.081
2	62 S.Manzi	1.801
3	94 L.Mahias	1.882
4	51 J.Masia	2.050
5	69 T.Booth-Amos	3.410
6	11 B.Bendsneyder	3.661
7	52 J.Alcoba	4.267
8	23 M.Schroetter	4.493
9	65 P.Oettl	4.793
10	6 C.Perolari	4.923
11	20 X.Cardelus	5.574
12	64 F.Caricasulo	5.669
13	24 L.Taccini	6.048
14	53 V.Debise	6.169
15	57 A.Mahendra	6.623
16	77 F.Farioli	6.723
17	32 O.Bayliss	6.984
18	21 M.Rinaldi	7.433
19	5 N.Antonelli	7.530
20	43 S.Jespersen	7.879
21	28 G.van Straalen	8.175
22	50 O.Vostatek	8.619
23	31 Y.Okamoto	9.743
24	27 K.Toba	10.354
25	7 L.Veneman	10.897
26	15 E.McManus	11.037
27	33 E.Montero	12.207
28	63 S.Azman	12.408
29	44 H.Truelove	12.884
30	66 N.Tuuli	12.931
31	4 L.Arbel	13.484
32	22 A.Carrasco	14.092
33	3 R.De Rosa	57.931

Lap 3		
1	61 C.Oncu	5'09.495
2	62 S.Manzi	1.851

3	94 L.Mahias	1.904
4	51 J.Masia	2.195
5	69 T.Booth-Amos	3.555
6	11 B.Bendsneyder	3.807
7	52 J.Alcoba	4.363
8	23 M.Schroetter	4.590
9	65 P.Oettl	4.973
10	6 C.Perolari	5.191
11	53 V.Debise	6.045
12	24 L.Taccini	6.806
13	77 F.Farioli	7.164
14	57 A.Mahendra	7.835
15	32 O.Bayliss	8.072
16	43 S.Jespersen	9.079
17	5 N.Antonelli	9.189
18	21 M.Rinaldi	9.640
19	20 X.Cardelus	9.701
20	28 G.van Straalen	10.073
21	50 O.Vostatek	10.395
22	31 Y.Okamoto	12.134
23	15 E.McManus	13.436
24	66 N.Tuuli	14.947
25	33 E.Montero	15.815
26	44 H.Truelove	16.062
27	4 L.Arbel	16.728
28	63 S.Azman	17.183
29	22 A.Carrasco	18.100
30	64 F.Caricasulo	34.560
31	3 R.De Rosa	

Lap 4		
1	61 C.Oncu	6'53.053
2	62 S.Manzi	1.891
3	94 L.Mahias	1.966
4	51 J.Masia	2.194
5	69 T.Booth-Amos	3.157
6	11 B.Bendsneyder	3.617
7	52 J.Alcoba	4.248
8	23 M.Schroetter	4.378
9	65 P.Oettl	4.911
10	6 C.Perolari	5.579
11	53 V.Debise	5.893
12	24 L.Taccini	7.375
13	77 F.Farioli	8.342
14	57 A.Mahendra	8.744
15	43 S.Jespersen	9.806
16	20 X.Cardelus	10.517
17	5 N.Antonelli	10.567
18	21 M.Rinaldi	10.642
19	28 G.van Straalen	11.120
20	50 O.Vostatek	11.509
21	31 Y.Okamoto	14.467
22	15 E.McManus	15.645
23	66 N.Tuuli	16.784
24	33 E.Montero	18.915
25	44 H.Truelove	19.112
26	4 L.Arbel	19.766
27	63 S.Azman	20.127
28	22 A.Carrasco	21.411
29	64 F.Caricasulo	35.998

Lap 5		
1	61 C.Oncu	8'36.747
2	62 S.Manzi	1.817
3	94 L.Mahias	1.894
4	51 J.Masia	2.165
5	69 T.Booth-Amos	2.865
6	11 B.Bendsneyder	3.230
7	52 J.Alcoba	4.131
8	23 M.Schroetter	4.356
9	65 P.Oettl	4.950
10	53 V.Debise	5.598
11	6 C.Perolari	6.514

12	24 L.Taccini	7.511
13	77 F.Farioli	9.458
14	57 A.Mahendra	9.775
15	43 S.Jespersen	10.403
16	5 N.Antonelli	12.075
17	21 M.Rinaldi	12.356
18	20 X.Cardelus	12.555
19	28 G.van Straalen	12.738
20	50 O.Vostatek	13.070
21	31 Y.Okamoto	16.862
22	15 E.McManus	17.842
23	66 N.Tuuli	18.338
24	33 E.Montero	21.934
25	44 H.Truelove	22.223
26	4 L.Arbel	22.611
27	63 S.Azman	22.850
28	22 A.Carrasco	24.674
29	64 F.Caricasulo	36.683

Lap 6		
1	61 C.Oncu	10'20.356
2	62 S.Manzi	1.923
3	94 L.Mahias	1.981
4	51 J.Masia	2.304
5	69 T.Booth-Amos	2.571
6	11 B.Bendsneyder	3.015
7	52 J.Alcoba	3.854
8	23 M.Schroetter	4.122
9	65 P.Oettl	5.119
10	53 V.Debise	5.625
11	6 C.Perolari	7.465
12	24 L.Taccini	7.599
13	77 F.Farioli	11.005
14	57 A.Mahendra	11.211
15	43 S.Jespersen	12.298
16	5 N.Antonelli	13.128
17	20 X.Cardelus	13.441
18	21 M.Rinaldi	13.520
19	28 G.van Straalen	14.231
20	50 O.Vostatek	14.584
21	31 Y.Okamoto	19.204
22	15 E.McManus	20.343
23	66 N.Tuuli	20.695
24	33 E.Montero	24.852
25	44 H.Truelove	25.015
26	4 L.Arbel	25.740
27	63 S.Azman	25.765
28	22 A.Carrasco	28.061
29	64 F.Caricasulo	37.613

Lap 7		
1	61 C.Oncu	12'04.151
2	62 S.Manzi	1.874
3	94 L.Mahias	1.939
4	51 J.Masia	2.260
5	69 T.Booth-Amos	2.456
6	11 B.Bendsneyder	2.665
7	52 J.Alcoba	3.633
8	23 M.Schroetter	4.216
9	65 P.Oettl	5.150
10	53 V.Debise	5.218
11	24 L.Taccini	7.461
12	6 C.Perolari	8.336
13	77 F.Farioli	12.495
14	57 A.Mahendra	12.618
15	43 S.Jespersen	13.152
16	20 X.Cardelus	13.970
17	5 N.Antonelli	14.206
18	21 M.Rinaldi	14.378
19	28 G.van Straalen	14.995
20	50 O.Vostatek	15.567
21	31 Y.Okamoto	21.850
22	15 E.McManus	22.572

23	66 N.Tuuli	22.698
24	33 E.Montero	27.552
25	44 H.Truelove	27.896
26	4 L.Arbel	28.646
27	63 S.Azman	29.240
28	22 A.Carrasco	31.538
29	64 F.Caricasulo	38.630

Lap 8		
1	61 C.Oncu	13'47.893
2	62 S.Manzi	1.712
3	94 L.Mahias	1.788
4	51 J.Masia	2.416
5	69 T.Booth-Amos	2.522
6	11 B.Bendsneyder	2.761
7	52 J.Alcoba	3.350
8	23 M.Schroetter	4.511
9	53 V.Debise	4.825
10	65 P.Oettl	6.278
11	24 L.Taccini	7.531
12	6 C.Perolari	9.494
13	77 F.Farioli	14.402
14	57 A.Mahendra	14.491
15	20 X.Cardelus	14.871
16	43 S.Jespersen	14.963
17	5 N.Antonelli	15.165
18	21 M.Rinaldi	15.414
19	28 G.van Straalen	16.498
20	50 O.Vostatek	16.836
21	31 Y.Okamoto	24.417
22	15 E.McManus	24.688
23	66 N.Tuuli	24.831
24	33 E.Montero	30.564
25	44 H.Truelove	30.634
26	4 L.Arbel	31.575
27	63 S.Azman	31.883
28	22 A.Carrasco	35.275
29	64 F.Caricasulo	39.570

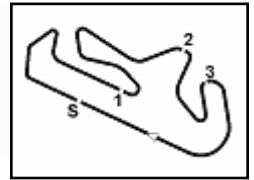
Lap 9		
1	62 S.Manzi	15'33.619
2	94 L.Mahias	0.099
3	51 J.Masia	0.721
4	69 T.Booth-Amos	1.168
5	11 B.Bendsneyder	1.325
6	52 J.Alcoba	1.650
7	53 V.Debise	2.433
8	23 M.Schroetter	2.861
9	65 P.Oettl	4.778
10	24 L.Taccini	5.715
11	6 C.Perolari	9.077
12	77 F.Farioli	13.919
13	57 A.Mahendra	14.059
14	20 X.Cardelus	14.187
15	43 S.Jespersen	14.475
16	5 N.Antonelli	14.803
17	21 M.Rinaldi	14.966
18	28 G.van Straalen	15.994
19	50 O.Vostatek	16.610
20	66 N.Tuuli	25.405
21	31 Y.Okamoto	25.532
22	15 E.McManus	25.719
23	33 E.Montero	31.262
24	44 H.Truelove	32.076
25	4 L.Arbel	33.044
26	63 S.Azman	33.289
27	22 A.Carrasco	37.199
28	64 F.Caricasulo	38.906
29	61 C.Oncu	1'07.684

Lap 10		
1	62 S.Manzi	17'17.464
2	94 L.Mahias	0.079

30/03/2025

These data/results cannot be reproduced, stored and/or transmitted in whole or in part by any manner of electronic, mechanical, photocopying, recording, broadcasting or otherwise now known or herein after developed without the previous express consent by the copyright owner, except for reproduction in daily press and regular printed publications on sale to the public within 60 days of the event related to those data/results and always provided that copyright symbol appears together as follows below.

© DORNA WSBK ORGANIZATION Srl 2025



Portimao 4.592 m

**Portuguese Round, 28–30 March 2025**  
**Lap Chart Race 2**

**3 / 4**

3	<b>51</b> J.Masia	0.691	16	<b>21</b> M.Rinaldi	18.221
4	<b>11</b> B.Bendsneyder	0.743	17	<b>5</b> N.Antonelli	18.360
5	<b>69</b> T.Booth-Amos	1.045	18	<b>28</b> G.van Straalen	19.302
6	<b>52</b> J.Alcoba	1.807	19	<b>50</b> O.Vostatek	20.090
7	<b>53</b> V.Debise	2.399	20	<b>66</b> N.Tuuli	31.062
8	<b>23</b> M.Schroetter	2.734	21	<b>15</b> E.McManus	34.230
9	<b>65</b> P.Oettl	4.860	22	<b>31</b> Y.Okamoto	34.783
10	<b>24</b> L.Taccini	5.753	23	<b>33</b> E.Montero	39.851
11	<b>6</b> C.Perolari	10.197	24	<b>64</b> F.Caricasulo	41.846
12	<b>77</b> F.Farioli	15.245	25	<b>4</b> L.Arbel	43.780
13	<b>20</b> X.Cardelus	15.324	26	<b>63</b> S.Azman	44.105
14	<b>57</b> A.Mahendra	15.392	27	<b>22</b> A.Carrasco	46.677
15	<b>43</b> S.Jespersen	15.593	28	<b>44</b> H.Truelove	1'11.112
16	<b>5</b> N.Antonelli	15.705			
17	<b>21</b> M.Rinaldi	16.092			
18	<b>28</b> G.van Straalen	17.202			
19	<b>50</b> O.Vostatek	17.912			
20	<b>66</b> N.Tuuli	27.231			
21	<b>15</b> E.McManus	28.222			
22	<b>31</b> Y.Okamoto	28.339			
23	<b>33</b> E.Montero	34.342			
24	<b>44</b> H.Truelove	34.715			
25	<b>4</b> L.Arbel	36.990			
26	<b>63</b> S.Azman	37.128			
27	<b>64</b> F.Caricasulo	40.421			
28	<b>22</b> A.Carrasco	40.924			

**Lap 13**

1	<b>11</b> B.Bendsneyder	22'29.173
2	<b>62</b> S.Manzi	0.375
3	<b>94</b> L.Mahias	0.558
4	<b>69</b> T.Booth-Amos	1.200
5	<b>51</b> J.Masia	1.489
6	<b>53</b> V.Debise	1.678
7	<b>52</b> J.Alcoba	1.969
8	<b>23</b> M.Schroetter	2.503
9	<b>65</b> P.Oettl	5.980
10	<b>24</b> L.Taccini	6.267
11	<b>6</b> C.Perolari	13.541
12	<b>77</b> F.Farioli	18.247
13	<b>20</b> X.Cardelus	18.301
14	<b>43</b> S.Jespersen	18.537
15	<b>57</b> A.Mahendra	18.955
16	<b>5</b> N.Antonelli	19.300
17	<b>21</b> M.Rinaldi	20.067
18	<b>28</b> G.van Straalen	20.861
19	<b>50</b> O.Vostatek	21.661
20	<b>66</b> N.Tuuli	33.639
21	<b>31</b> Y.Okamoto	37.242
22	<b>15</b> E.McManus	37.624
23	<b>33</b> E.Montero	43.346
24	<b>4</b> L.Arbel	47.812
25	<b>63</b> S.Azman	48.031
26	<b>22</b> A.Carrasco	50.347
27	<b>64</b> F.Caricasulo	1'09.733
28	<b>44</b> H.Truelove	1'13.952

**Lap 14**

1	<b>11</b> B.Bendsneyder	24'12.494
2	<b>62</b> S.Manzi	0.372
3	<b>94</b> L.Mahias	1.372
4	<b>69</b> T.Booth-Amos	1.879
5	<b>51</b> J.Masia	2.223
6	<b>53</b> V.Debise	2.285
7	<b>52</b> J.Alcoba	2.374
8	<b>23</b> M.Schroetter	2.957
9	<b>65</b> P.Oettl	7.237
10	<b>24</b> L.Taccini	7.295
11	<b>6</b> C.Perolari	15.422
12	<b>20</b> X.Cardelus	20.432
13	<b>43</b> S.Jespersen	20.525
14	<b>77</b> F.Farioli	20.636
15	<b>57</b> A.Mahendra	20.818
16	<b>5</b> N.Antonelli	20.966
17	<b>21</b> M.Rinaldi	22.027
18	<b>28</b> G.van Straalen	22.717
19	<b>50</b> O.Vostatek	23.533
20	<b>66</b> N.Tuuli	37.474
21	<b>31</b> Y.Okamoto	40.210
22	<b>15</b> E.McManus	40.320
23	<b>33</b> E.Montero	46.805
24	<b>4</b> L.Arbel	51.873
25	<b>63</b> S.Azman	52.134
26	<b>22</b> A.Carrasco	54.224
27	<b>44</b> H.Truelove	1'17.097
28	<b>64</b> F.Caricasulo	

**Lap 15**

1	<b>11</b> B.Bendsneyder	25'55.702
2	<b>62</b> S.Manzi	0.617
3	<b>94</b> L.Mahias	2.178
4	<b>69</b> T.Booth-Amos	2.601
5	<b>53</b> V.Debise	2.872
6	<b>52</b> J.Alcoba	3.088
7	<b>51</b> J.Masia	3.529
8	<b>23</b> M.Schroetter	3.593
9	<b>24</b> L.Taccini	8.616
10	<b>65</b> P.Oettl	8.806
11	<b>6</b> C.Perolari	17.381
12	<b>20</b> X.Cardelus	22.133
13	<b>77</b> F.Farioli	22.240
14	<b>43</b> S.Jespersen	22.426
15	<b>57</b> A.Mahendra	22.514
16	<b>5</b> N.Antonelli	22.870
17	<b>21</b> M.Rinaldi	24.315
18	<b>28</b> G.van Straalen	24.697
19	<b>50</b> O.Vostatek	25.575
20	<b>66</b> N.Tuuli	40.469
21	<b>15</b> E.McManus	43.630
22	<b>31</b> Y.Okamoto	43.673
23	<b>33</b> E.Montero	50.972
24	<b>4</b> L.Arbel	56.295
25	<b>63</b> S.Azman	56.469
26	<b>22</b> A.Carrasco	58.343
27	<b>44</b> H.Truelove	1'20.819
28	<b>64</b> F.Caricasulo	

**Lap 16**

1	<b>11</b> B.Bendsneyder	27'38.936
2	<b>62</b> S.Manzi	1.480
3	<b>69</b> T.Booth-Amos	3.161
4	<b>94</b> L.Mahias	3.429
5	<b>53</b> V.Debise	3.641
6	<b>52</b> J.Alcoba	4.001
7	<b>23</b> M.Schroetter	4.240
8	<b>51</b> J.Masia	4.437
9	<b>24</b> L.Taccini	10.165
10	<b>65</b> P.Oettl	10.493
11	<b>6</b> C.Perolari	19.307
12	<b>20</b> X.Cardelus	23.796
13	<b>77</b> F.Farioli	23.911
14	<b>43</b> S.Jespersen	24.088
15	<b>57</b> A.Mahendra	24.241
16	<b>5</b> N.Antonelli	24.540
17	<b>21</b> M.Rinaldi	26.296
18	<b>28</b> G.van Straalen	26.831
19	<b>50</b> O.Vostatek	27.510
20	<b>66</b> N.Tuuli	43.279
21	<b>31</b> Y.Okamoto	47.192
22	<b>15</b> E.McManus	47.193
23	<b>33</b> E.Montero	54.430
24	<b>4</b> L.Arbel	1'00.350
25	<b>63</b> S.Azman	1'00.634
26	<b>22</b> A.Carrasco	1'02.152
27	<b>44</b> H.Truelove	1'24.366
28	<b>64</b> F.Caricasulo	

**Lap 17**

1	<b>11</b> B.Bendsneyder	29'22.573
2	<b>62</b> S.Manzi	2.348
3	<b>69</b> T.Booth-Amos	3.443
4	<b>94</b> L.Mahias	3.684
5	<b>53</b> V.Debise	3.900
6	<b>52</b> J.Alcoba	4.062
7	<b>51</b> J.Masia	5.235
8	<b>23</b> M.Schroetter	5.284
9	<b>24</b> L.Taccini	11.602
10	<b>65</b> P.Oettl	11.936
11	<b>6</b> C.Perolari	21.011
12	<b>77</b> F.Farioli	25.352

**Lap 11**

1	<b>62</b> S.Manzi	19'01.307
2	<b>94</b> L.Mahias	0.073
3	<b>11</b> B.Bendsneyder	0.243
4	<b>51</b> J.Masia	0.754
5	<b>69</b> T.Booth-Amos	0.809
6	<b>52</b> J.Alcoba	1.495
7	<b>53</b> V.Debise	2.064
8	<b>23</b> M.Schroetter	2.504
9	<b>65</b> P.Oettl	5.150
10	<b>24</b> L.Taccini	5.843
11	<b>6</b> C.Perolari	11.543
12	<b>20</b> X.Cardelus	16.261
13	<b>77</b> F.Farioli	16.414
14	<b>43</b> S.Jespersen	16.644
15	<b>5</b> N.Antonelli	16.830
16	<b>21</b> M.Rinaldi	17.039
17	<b>57</b> A.Mahendra	17.279
18	<b>28</b> G.van Straalen	18.620
19	<b>50</b> O.Vostatek	19.267
20	<b>66</b> N.Tuuli	29.413
21	<b>15</b> E.McManus	30.275
22	<b>31</b> Y.Okamoto	30.326
23	<b>33</b> E.Montero	37.424
24	<b>4</b> L.Arbel	40.905
25	<b>63</b> S.Azman	41.130
26	<b>64</b> F.Caricasulo	41.303
27	<b>22</b> A.Carrasco	43.989
28	<b>44</b> H.Truelove	1'08.520

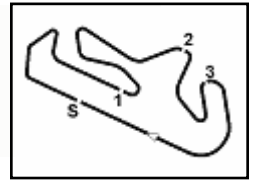
**Lap 12**

1	<b>62</b> S.Manzi	20'45.772
2	<b>11</b> B.Bendsneyder	0.026
3	<b>94</b> L.Mahias	0.456
4	<b>69</b> T.Booth-Amos	0.784
5	<b>51</b> J.Masia	1.063
6	<b>52</b> J.Alcoba	1.128
7	<b>53</b> V.Debise	1.363
8	<b>23</b> M.Schroetter	1.819
9	<b>65</b> P.Oettl	5.037
10	<b>24</b> L.Taccini	5.534
11	<b>6</b> C.Perolari	12.068
12	<b>20</b> X.Cardelus	16.680
13	<b>77</b> F.Farioli	16.898
14	<b>43</b> S.Jespersen	16.991
15	<b>57</b> A.Mahendra	17.796

30/03/2025

These data/results cannot be reproduced, stored and/or transmitted in whole or in part by any manner of electronic, mechanical, photocopying, recording, broadcasting or otherwise now known or herein after developed without the previous express consent by the copyright owner, except for reproduction in daily press and regular printed publications on sale to the public within 60 days of the event related to those data/results and always provided that copyright symbol appears together as follows below.

© DORNA WSBK ORGANIZATION Srl 2025



Portimao 4.592 m

4 / 4

**Portuguese Round, 28-30 March 2025**  
**Lap Chart Race 2**

**Race Pace Comparison**

	11 Ben	62 Man	69 Boo	94 MaL	53 Deb	52 Alc	51 Mas	23 Sch	24 Tac	65 Det	6 Per	77 Far	20 CaX	43 Jes
1	1'46.293	1'44.232	1'45.672	1'44.280	1'46.621	1'46.711	1'44.777	1'46.583	1'47.897	1'46.176	1'47.053	1'48.246	1'47.444	1'49.273
2	1'43.449	1'43.650	1'43.819	1'43.683	1'45.629	1'43.637	<b>1'43.354</b>	1'43.991	1'44.232	1'44.698	1'43.951	1'44.558	<b>1'44.211</b>	1'44.687
3	1'43.560	1'43.464	1'43.559	<b>1'43.436</b>	<b>1'43.290</b>	1'43.510	1'43.559	1'43.511	1'44.172	1'43.594	<b>1'43.682</b>	<b>1'43.855</b>	1'47.541	1'44.614
4	1'43.368	1'43.598	<b>1'43.160</b>	1'43.620	1'43.406	1'43.443	1'43.557	<b>1'43.346</b>	1'44.127	<b>1'43.496</b>	1'43.946	1'44.736	1'44.374	<b>1'44.285</b>
5	1'43.307	1'43.620	1'43.402	1'43.622	1'43.399	1'43.577	1'43.665	1'43.672	1'43.830	1'43.733	1'44.629	1'44.810	1'45.732	1'44.291
6	1'43.394	1'43.715	1'43.315	1'43.696	1'43.636	<b>1'43.332</b>	1'43.748	1'43.375	1'43.697	1'43.778	1'44.560	1'45.156	1'44.495	1'45.504
7	1'43.445	1'43.746	1'43.680	1'43.753	1'43.388	1'43.574	1'43.751	1'43.889	<b>1'43.657</b>	1'43.826	1'44.666	1'45.285	1'44.324	1'44.649
8	1'43.838	1'43.580	1'43.808	1'43.591	1'43.349	1'43.459	1'43.898	1'44.037	1'43.812	1'44.870	1'44.900	1'45.649	1'44.643	1'45.553
9	1'44.290	1'44.014	1'44.372	1'44.037	1'43.334	1'44.026	1'44.031	1'44.076	1'43.910	1'44.226	1'45.309	1'45.243	1'45.042	1'45.238
10	1'43.263	1'43.845	1'43.722	1'43.825	1'43.811	1'44.002	1'43.815	1'43.718	1'43.883	1'43.927	1'44.965	1'45.171	1'44.982	1'44.963
11	1'43.343	1'43.843	1'43.607	1'43.837	1'43.508	1'43.531	1'43.906	1'43.613	1'43.933	1'44.133	1'45.189	1'45.012	1'44.780	1'44.894
12	1'44.248	1'44.465	1'44.440	1'44.848	1'43.764	1'44.098	1'44.774	1'43.780	1'44.156	1'44.352	1'44.990	1'44.949	1'44.884	1'44.812
13	1'43.375	1'43.776	1'43.817	1'43.503	1'43.716	1'44.242	1'43.827	1'44.085	1'44.134	1'44.344	1'44.874	1'44.750	1'45.022	1'44.947
14	1'43.321	<b>1'43.318</b>	1'44.000	1'44.135	1'43.928	1'43.726	1'44.055	1'43.775	1'44.349	1'44.578	1'45.202	1'45.710	1'45.452	1'45.309
15	<b>1'43.208</b>	1'43.453	1'43.930	1'44.014	1'43.795	1'43.922	1'44.514	1'43.844	1'44.529	1'44.777	1'45.167	1'44.812	1'44.909	1'45.109
16	1'43.234	1'44.097	1'43.794	1'44.485	1'44.003	1'44.147	1'44.142	1'43.881	1'44.783	1'44.921	1'45.160	1'44.905	1'44.897	1'44.896
17	1'43.637	1'44.505	1'43.919	1'43.892	1'43.896	1'43.698	1'44.435	1'44.681	1'45.074	1'45.080	1'45.341	1'45.078	1'45.234	1'45.056

	57 Mah	5 Ant	21 Rin	28 van	50 Vos	66 Tuu	31 Oka	15 Mcm	33 Mon	4 Arb	63 Azm	22 CaA	44 Tru	64 Car
1	1'48.029	1'48.902	1'48.640	1'49.585	1'49.520	1'53.242	1'49.791	1'51.346	1'52.020	1'52.807	1'52.228	1'53.167	1'51.940	1'47.478
2	1'44.675	1'44.709	1'44.874	1'44.671	1'45.180	1'45.770	1'46.033	1'45.772	<b>1'46.268</b>	1'46.758	<b>1'46.261</b>	1'47.006	1'47.025	<b>1'44.272</b>
3	1'44.626	1'45.073	1'45.621	1'45.312	1'45.190	1'45.430	<b>1'45.805</b>	1'45.813	1'47.022	1'46.658	1'48.189	1'47.422	1'46.592	2'12.305
4	<b>1'44.467</b>	1'44.936	<b>1'44.560</b>	1'44.605	<b>1'44.672</b>	1'45.395	1'45.891	<b>1'45.767</b>	1'46.658	1'46.596	1'46.502	<b>1'46.869</b>	1'46.608	1'44.996
5	1'44.725	1'45.202	1'45.408	1'45.312	1'45.255	<b>1'45.248</b>	1'46.089	1'45.891	1'46.713	<b>1'46.539</b>	1'46.417	1'46.957	1'46.805	1'44.379
6	1'45.045	1'44.662	1'44.773	1'45.102	1'45.123	1'45.966	1'45.951	1'46.110	1'46.527	1'46.738	1'46.524	1'46.996	1'46.401	1'44.539
7	1'45.202	1'44.873	1'44.653	<b>1'44.559</b>	1'44.778	1'45.798	1'46.441	1'46.024	1'46.495	1'46.701	1'47.270	1'47.272	1'46.676	1'44.812
8	1'45.615	1'44.701	1'44.778	1'45.245	1'45.011	1'45.875	1'46.309	1'45.858	1'46.754	1'46.671	1'46.385	1'47.479	1'46.480	1'44.682
9	1'45.294	1'45.364	1'45.278	1'45.222	1'45.500	1'46.300	1'46.841	1'46.757	1'46.424	1'47.195	1'47.132	1'47.650	1'47.168	1'45.062
10	1'45.178	1'44.747	1'44.971	1'45.053	1'45.147	1'45.671	1'46.652	1'46.348	1'46.925	1'47.791	1'47.684	1'47.570	1'46.484	1'45.360
11	1'45.730	1'44.968	1'44.790	1'45.261	1'45.198	1'46.025	1'45.830	1'45.896	1'46.925	1'47.758	1'47.845	1'46.908	2'17.648	1'44.725
12	1'44.982	1'45.995	1'45.647	1'45.147	1'45.288	1'46.114	1'48.922	1'48.420	1'46.892	1'47.340	1'47.440	1'47.153	1'47.057	1'45.008
13	1'44.560	<b>1'44.341</b>	1'45.247	1'44.960	1'44.972	1'45.978	1'45.860	1'46.795	1'46.896	1'47.433	1'47.327	1'47.071	<b>1'46.241</b>	2'11.288
14	1'45.184	1'44.987	1'45.281	1'45.177	1'45.193	1'47.156	1'46.289	1'46.017	1'46.780	1'47.382	1'47.424	1'47.198	1'46.466	3'16.172
15	1'44.904	1'45.112	1'45.496	1'45.188	1'45.250	1'46.203	1'46.671	1'46.518	1'47.375	1'47.630	1'47.543	1'47.327	1'46.930	1'50.691
16	1'44.961	1'44.904	1'45.215	1'45.368	1'45.169	1'46.044	1'46.753	1'46.797	1'46.692	1'47.289	1'47.399	1'47.043	1'46.781	1'44.865
17	1'44.960	1'45.042	1'45.176	1'45.431	1'44.941	1'46.285	1'46.577	1'46.601	1'46.850	1'47.565	1'47.284	1'47.110	1'48.880	

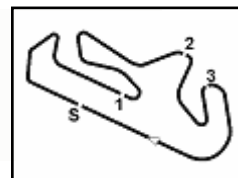
	61 Onc	32 Bay	3 DeR	27 Tob	7 Ven
1	1'43.172	1'48.317	2'08.817	1'50.447	1'51.046
2	<b>1'42.909</b>	1'44.748	2'15.195	<b>1'45.988</b>	<b>1'45.932</b>
3	1'43.414	<b>1'44.502</b>	22'39.852		
4	1'43.558				
5	1'43.694				
6	1'43.609				
7	1'43.795				
8	1'43.742				
9	2'53.410				

30/03/2025

These data/results cannot be reproduced, stored and/or transmitted in whole or in part by any manner of electronic, mechanical, photocopying, recording, broadcasting or otherwise now known or herein after developed without the previous express consent by the copyright owner, except for reproduction in daily press and regular printed publications on sale to the public within 60 days of the event related to those data/results and always provided that copyright symbol appears together as follows below.

© DORNA WSBK ORGANIZATION Srl 2025





Portimao 4.592 m

## Portuguese Round, 28-30 March 2025

### Chronological Analysis Race 2

Start at 12:35'50.110

1 / 5

1° 11 B. BENDSNEYDER [1'43.208]							
Lap	Seg.1	Seg.2	Seg.3	Seg.4	Lap Time	km/h	Local Time
1		31.555	21.863	18.161	1'46.293	167,7	12:37'36.403
2	33.202	30.744	21.415	<b>18.088</b>	1'43.449	282,9	12:39'19.852
3	33.260	30.650	21.483	18.167	1'43.560	285,2	12:41'03.412
4	33.187	30.569	21.485	18.127	1'43.368	284,4	12:42'46.780
5	33.042	30.745	21.427	18.093	1'43.307	284,4	12:44'30.087
6	33.211	30.579	21.442	18.162	1'43.394	282,9	12:46'13.481
7	33.140	30.615	21.495	18.195	1'43.445	283,7	12:47'56.926
8	33.288	30.799	21.531	18.220	1'43.838	285,9	12:49'40.764
9	33.441	30.935	21.800	18.114	1'44.290	289,0	12:51'25.054
10	<b>32.905</b>	30.718	21.495	18.145	1'43.263	<b>289,7</b>	12:53'08.317
11	33.019	30.680	21.501	18.143	1'43.343	285,2	12:54'51.660
12	33.851	30.638	21.558	18.201	1'44.248	286,7	12:56'35.908
13	33.109	30.576	21.455	18.235	1'43.375	277,8	12:58'19.283
14	33.173	30.575	21.344	18.229	1'43.321	275,7	13:00'02.604
15	33.125	30.557	<b>21.285</b>	18.241	<b>1'43.208</b>	275,7	13:01'45.812
16	33.069	<b>30.538</b>	21.354	18.273	1'43.234	278,6	13:03'29.046
17	33.164	30.623	21.485	18.365	1'43.637	277,8	13:05'12.683

Race Time 29'22.573

2° 62 S. MANZI [1'43.318]							
Lap	Seg.1	Seg.2	Seg.3	Seg.4	Lap Time	km/h	Local Time
1		30.551	21.408	18.307	1'44.232	171,7	12:37'34.342
2	33.163	30.772	21.420	<b>18.295</b>	1'43.650	273,6	12:39'17.992
3	33.055	30.604	21.454	18.351	1'43.464	276,4	12:41'01.456
4	33.078	30.603	21.531	18.386	1'43.598	272,9	12:42'45.054
5	33.102	30.620	21.515	18.383	1'43.620	278,6	12:44'28.674
6	33.086	30.720	21.503	18.406	1'43.715	275,7	12:46'12.389
7	33.062	30.665	21.562	18.457	1'43.746	277,1	12:47'56.135
8	33.108	<b>30.531</b>	21.524	18.417	1'43.580	<b>280,0</b>	12:49'39.715
9	33.261	30.812	21.529	18.412	1'44.014	277,1	12:51'23.729
10	33.164	30.784	21.485	18.412	1'43.845	275,0	12:53'07.574
11	33.131	30.653	21.600	18.459	1'43.843	276,4	12:54'51.417
12	33.664	30.797	21.585	18.419	1'44.465	275,0	12:56'35.882
13	33.266	30.681	21.486	18.343	1'43.776	275,7	12:58'19.658
14	32.980	30.595	<b>21.366</b>	18.377	<b>1'43.318</b>	277,8	13:00'02.976
15	<b>32.957</b>	30.617	21.457	18.422	1'43.453	<b>280,0</b>	13:01'46.429
16	33.251	30.680	21.643	18.523	1'44.097	277,1	13:03'30.526
17	33.279	30.938	21.750	18.538	1'44.505	277,1	13:05'15.031

Race Time 29'24.921

3° 69 T. BOOTH-AMOS [1'43.160]							
Lap	Seg.1	Seg.2	Seg.3	Seg.4	Lap Time	km/h	Local Time
1		31.078	21.620	18.108	1'45.672	173,1	12:37'35.782
2	33.368	30.898	21.494	<b>18.059</b>	1'43.819	284,4	12:39'19.601
3	33.126	30.637	21.663	18.133	1'43.559	281,5	12:41'03.160
4	33.142	<b>30.488</b>	<b>21.460</b>	18.070	<b>1'43.160</b>	282,9	12:42'46.320
5	33.101	30.755	21.463	18.083	1'43.402	283,7	12:44'29.722
6	33.087	30.601	21.477	18.150	1'43.315	281,5	12:46'13.037
7	33.060	30.805	21.628	18.187	1'43.680	284,4	12:47'56.717
8	33.136	30.962	21.586	18.124	1'43.808	281,5	12:49'40.525
9	33.439	31.116	21.722	18.095	1'44.372	277,1	12:51'24.897
10	33.265	30.776	21.586	18.095	1'43.722	282,9	12:53'08.619
11	33.069	30.805	21.648	18.085	1'43.607	<b>287,4</b>	12:54'52.226
12	33.508	30.797	21.974	18.161	1'44.440	278,6	12:56'36.666
13	<b>33.032</b>	30.895	21.652	18.238	1'43.817	282,9	12:58'20.483
14	33.124	30.934	21.664	18.278	1'44.000	282,9	13:00'04.483
15	33.240	30.899	21.578	18.213	1'43.930	282,2	13:01'48.413
16	33.119	30.872	21.566	18.237	1'43.794	285,2	13:03'32.207
17	33.247	30.802	21.653	18.217	1'43.919	279,3	13:05'16.126

Race Time 29'26.016

4° 94 L. MAHIAS [1'43.436]							
Lap	Seg.1	Seg.2	Seg.3	Seg.4	Lap Time	km/h	Local Time
1		30.579	21.356	<b>18.102</b>	1'44.280	163,9	12:37'34.390

2	33.262	30.858	21.373	18.190	1'43.683	274,3	12:39'18.073
3	33.237	30.616	21.373	18.210	<b>1'43.436</b>	275,7	12:41'01.509
4	33.283	30.665	21.396	18.276	1'43.620	275,7	12:42'45.129
5	33.182	30.694	21.464	18.282	1'43.622	<b>277,8</b>	12:44'28.751
6	33.172	30.805	21.413	18.306	1'43.696	275,0	12:46'12.447
7	33.211	30.743	21.455	18.344	1'43.753	273,6	12:47'56.200
8	33.290	30.563	21.431	18.307	1'43.591	274,3	12:49'39.791
9	33.503	30.788	21.399	18.347	1'44.037	273,6	12:51'23.828
10	33.481	30.618	21.419	18.307	1'43.825	<b>277,8</b>	12:53'07.653
11	33.219	30.731	21.527	18.360	1'43.837	275,7	12:54'51.490
12	34.185	31.053	21.446	18.164	1'44.848	<b>277,8</b>	12:56'36.338
13	33.260	<b>30.558</b>	<b>21.354</b>	18.331	1'43.503	271,6	12:58'19.841
14	<b>33.145</b>	31.187	21.525	18.278	1'44.135	<b>277,8</b>	13:00'03.976
15	33.432	30.825	21.411	18.346	1'44.014	272,3	13:01'47.990
16	33.501	31.119	21.515	18.350	1'44.485	271,6	13:03'32.475
17	33.311	30.822	21.552	18.207	1'43.892	<b>277,8</b>	13:05'16.367

Race Time 29'26.257

5° 53 V. DEBISE [1'43.290]							
Lap	Seg.1	Seg.2	Seg.3	Seg.4	Lap Time	km/h	Local Time
1		31.034	21.788	18.284	1'46.621	178,5	12:37'36.731
2	34.634	31.251	21.737	<b>18.007</b>	1'45.629	275,7	12:39'22.360
3	33.117	30.616	21.423	18.134	<b>1'43.290</b>	<b>286,7</b>	12:41'05.650
4	32.940	30.719	21.564	18.183	1'43.406	280,0	12:42'49.056
5	<b>32.897</b>	30.795	21.528	18.179	1'43.399	282,2	12:44'32.455
6	33.170	30.679	21.575	18.212	1'43.636	280,0	12:46'16.091
7	33.086	<b>30.561</b>	21.502	18.239	1'43.388	280,0	12:47'59.479
8	33.065	30.609	21.409	18.266	1'43.349	280,0	12:49'42.828
9	33.001	30.683	21.458	18.192	1'43.334	280,7	12:51'26.162
10	33.370	30.781	21.428	18.232	1'43.811	280,0	12:53'09.973
11	33.120	30.667	21.449	18.272	1'43.508	281,5	12:54'53.481
12	33.158	30.723	21.616	18.267	1'43.764	279,3	12:56'37.245
13	33.205	30.848	<b>21.400</b>	18.263	1'43.716	282,9	12:58'20.961
14	33.174	30.863	21.540	18.351	1'43.928	282,9	13:00'04.889
15	32.961	30.947	21.540	18.347	1'43.795	<b>286,7</b>	13:01'48.684
16	33.362	30.847	21.552	18.242	1'44.003	280,7	13:03'32.687
17	33.107	30.947	21.573	18.269	1'43.896	284,4	13:05'16.583

Race Time 29'26.473

6° 52 J. ALCOBA [1'43.332]							
Lap	Seg.1	Seg.2	Seg.3	Seg.4	Lap Time	km/h	Local Time
1		31.068	21.901	18.177	1'46.711	177,6	12:37'36.821
2	33.078	30.923	21.530	<b>18.106</b>	1'43.637	281,5	12:39'20.458
3	33.049	30.690	21.548	18.223	1'43.510	283,7	12:41'03.968
4	33.050	30.661	21.535	18.197	1'43.443	283,7	12:42'47.411
5	33.116	30.629	21.606	18.226	1'43.577	283,7	12:44'30.988
6	<b>33.048</b>	30.584	<b>21.468</b>	18.232	<b>1'43.332</b>	280,7	12:46'14.320
7	33.263	30.551	21.505	18.255	1'43.574	282,9	12:47'57.894
8	33.071	30.648	21.510	18.230	1'43.459	280,7	12:49'41.353
9	33.440	30.686	21.681	18.219	1'44.026	285,2	12:51'25.379
10	33.671	<b>30.513</b>	21.546	18.272	1'44.002	286,7	12:53'09.381
11	33.171	30.647	21.483	18.230	1'43.531	284,4	12:54'52.912
12	33.297	30.805	21.814	18.182	1'44.098	282,9	12:56'37.010
13	33.703	30.803	21.503	18.233	1'44.242	283,7	12:58'21.252
14	33.154	30.725	21.694	18.153	1'43.726	<b>287,4</b>	13:00'04.978
15	33.229	30.783	21.621	18.289	1'43.922	282,9	13:01'48.900
16	33.177	31.025	21.654	18.291	1'44.147	286,7	13:03'33.047
17	33.079	30.834	21.554	18.231	1'43.698	286,7	13:05'16.745

Race Time 29'26.635

7° 51 J. MASIA [1'43.354]							
Lap	Seg.1	Seg.2	Seg.3	Seg.4	Lap Time	km/h	Local Time
1		30.767	<b>21.375</b>	18.325	1'44.777	173,7	12:37'34.887
2	33.037	30.736	21.440	<b>18.141</b>	<b>1'43.354</b>	285,2	12:39'18.241
3	33.244	30.651	21.412	18.252	1'43.559	277,1	12:41'01.800
4	33.218	<b>30.632</b>	21.467	18.240	1'43.557	281,5	12:42'45.357

30/03/2025

P = Pits In/Out - C = Lap Time Cancelled

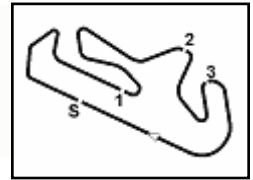
These data/results cannot be reproduced, stored and/or transmitted in whole or in part by any manner of electronic, mechanical, photocopying, recording, broadcasting or otherwise now known or herein after developed without the previous express consent by the copyright owner, except for reproduction in daily press and regular printed publications on sale to the public within 60 days of the event related to those data/results and always provided that copyright symbol appears together as follows below.

© DORNA WSBK ORGANIZATION Srl 2025

FCR PERUGIA TIMING







Portimao 4.592 m

**Portuguese Round, 28-30 March 2025**  
**Chronological Analysis Race 2**

Start at 12:35'50.110

2 / 5

5	33.171	30.753	21.465	18.276	1'43.665	268,2	12:44'29.022	8	34.313	30.664	21.551	18.342	1'44.870	278,6	12:49'44.281
6	33.144	30.851	21.446	18.307	1'43.748	280,0	12:46'12.770	9	33.262	30.730	21.790	18.444	1'44.226	280,7	12:51'28.507
7	33.152	30.686	21.553	18.360	1'43.751	282,2	12:47'56.521	10	33.125	<b>30.594</b>	21.817	18.391	1'43.927	281,5	12:53'12.434
8	33.215	30.736	21.559	18.388	1'43.898	284,4	12:49'40.419	11	33.321	30.713	21.652	18.447	1'44.133	280,7	12:54'56.567
9	33.300	30.849	21.555	18.327	1'44.031	285,2	12:51'24.450	12	33.433	30.742	21.777	18.400	1'44.352	278,6	12:56'40.919
10	33.218	30.774	21.500	18.323	1'43.815	282,2	12:53'08.265	13	33.349	30.823	21.734	18.438	1'44.344	277,8	12:58'25.263
11	33.246	30.739	21.538	18.383	1'43.906	285,2	12:54'52.171	14	33.365	30.843	21.761	18.609	1'44.578	276,4	13:00'09.841
12	33.751	30.970	21.724	18.329	1'44.774	<b>288,2</b>	12:56'36.945	15	33.631	30.879	21.754	18.513	1'44.777	276,4	13:01'54.618
13	<b>32.997</b>	30.865	21.543	18.422	1'43.827	285,2	12:58'20.772	16	33.467	31.077	21.862	18.515	1'44.921	282,9	13:03'39.539
14	33.225	30.813	21.588	18.429	1'44.055	285,2	13:00'04.822	17	33.569	31.067	21.943	18.501	1'45.080	274,3	13:05'24.619
15	33.567	30.915	21.560	18.472	1'44.514	285,9	13:01'49.341								
16	33.283	30.944	21.638	18.277	1'44.142	<b>288,2</b>	13:03'33.483								
17	33.010	31.134	21.801	18.490	1'44.435	287,4	13:05'17.918								

Race Time 29'27.808

Race Time 29'34.509

8° 23 M. SCHROETTER [1'43.346]							
Lap	Seg1	Seg2	Seg3	Seg4	Lap Time	km/h	Local Time
1		31.115	21.790	18.409	1'46.583	175,1	12:37'36.693
2	33.328	31.036	21.434	<b>18.193</b>	1'43.991	281,5	12:39'20.684
3	33.116	30.611	21.456	18.328	1'43.511	283,7	12:41'04.195
4	33.128	30.612	21.405	18.201	<b>1'43.346</b>	283,7	12:42'47.541
5	33.229	30.667	21.468	18.308	1'43.672	<b>287,4</b>	12:44'31.213
6	33.170	<b>30.568</b>	<b>21.343</b>	18.294	1'43.375	282,2	12:46'14.588
7	33.110	30.865	21.493	18.421	1'43.889	283,7	12:47'58.477
8	33.294	30.765	21.539	18.439	1'44.037	279,3	12:49'42.514
9	33.368	30.915	21.469	18.324	1'44.076	277,8	12:51'26.590
10	33.198	30.781	21.410	18.329	1'43.718	282,2	12:53'10.308
11	33.247	30.584	21.453	18.329	1'43.613	282,9	12:54'53.921
12	33.319	30.677	21.508	18.276	1'43.780	280,7	12:56'37.701
13	33.171	31.058	21.430	18.426	1'44.085	282,9	12:58'21.786
14	33.204	30.759	21.390	18.422	1'43.775	282,2	13:00'05.561
15	33.181	30.835	21.458	18.370	1'43.844	279,3	13:01'49.405
16	<b>33.046</b>	30.892	21.599	18.344	1'43.881	286,7	13:03'33.286
17	33.188	31.021	22.086	18.386	1'44.681	286,7	13:05'17.967

Race Time 29'27.857

9° 24 L. TACCINI [1'43.657]							
Lap	Seg1	Seg2	Seg3	Seg4	Lap Time	km/h	Local Time
1		31.673	21.619	18.173	1'47.897	184,0	12:37'38.007
2	33.581	30.875	21.632	<b>18.144</b>	1'44.232	<b>287,4</b>	12:39'22.239
3	33.292	30.986	21.692	18.202	1'44.172	286,7	12:41'06.411
4	33.342	30.878	21.625	18.282	1'44.127	284,4	12:42'50.538
5	33.272	30.796	21.563	18.199	1'43.830	283,7	12:44'34.368
6	33.161	<b>30.733</b>	21.624	18.179	1'43.697	283,7	12:46'18.065
7	<b>32.959</b>	30.823	<b>21.526</b>	18.349	<b>1'43.657</b>	285,9	12:48'01.722
8	33.184	30.793	21.558	18.277	1'43.812	281,5	12:49'45.534
9	33.106	31.035	21.546	18.223	1'43.910	285,9	12:51'29.444
10	33.221	30.761	21.586	18.315	1'43.883	286,7	12:53'13.327
11	33.229	30.800	21.589	18.315	1'43.933	285,2	12:54'57.260
12	33.397	30.777	21.705	18.277	1'44.156	285,2	12:56'41.416
13	33.270	30.777	21.703	18.384	1'44.134	282,9	12:58'25.550
14	33.314	30.905	21.746	18.384	1'44.349	283,7	13:00'09.899
15	33.252	31.011	21.738	18.528	1'44.529	284,4	13:01'54.428
16	33.395	31.215	21.719	18.454	1'44.783	282,9	13:03'39.211
17	33.484	31.215	21.954	18.421	1'45.074	282,2	13:05'24.285

Race Time 29'34.175

10° 65 P. OETTL [1'43.496]							
Lap	Seg1	Seg2	Seg3	Seg4	Lap Time	km/h	Local Time
1		31.152	21.694	18.311	1'46.176	177,1	12:37'36.286
2	33.541	31.425	21.532	<b>18.200</b>	1'44.698	278,6	12:39'20.984
3	33.235	30.632	<b>21.513</b>	18.214	1'43.594	<b>286,7</b>	12:41'04.578
4	<b>33.104</b>	30.670	21.517	18.205	<b>1'43.496</b>	285,2	12:42'48.074
5	33.235	30.699	21.586	18.213	1'43.733	282,9	12:44'31.807
6	33.201	30.620	21.640	18.317	1'43.778	281,5	12:46'15.585
7	33.188	30.624	21.652	18.362	1'43.826	280,0	12:47'59.411

11° 6 C. PEROLARI [1'43.682]							
Lap	Seg1	Seg2	Seg3	Seg4	Lap Time	km/h	Local Time
1		31.104	21.674	18.096	1'47.053	177,6	12:37'37.163
2	33.303	30.952	21.616	<b>18.080</b>	1'43.951	269,6	12:39'21.114
3	33.282	<b>30.712</b>	<b>21.564</b>	18.124	<b>1'43.682</b>	275,7	12:41'04.796
4	<b>33.262</b>	30.755	21.659	18.270	1'43.946	276,4	12:42'48.742
5	33.283	31.191	21.839	18.316	1'44.629	277,1	12:44'33.371
6	33.364	30.953	21.849	18.394	1'44.560	<b>279,3</b>	12:46'17.931
7	33.504	31.040	21.733	18.389	1'44.666	275,0	12:48'02.597
8	33.537	31.031	21.813	18.519	1'44.900	277,1	12:49'47.497
9	33.758	31.162	21.973	18.416	1'45.309	277,8	12:51'32.806
10	33.504	31.125	21.863	18.473	1'44.965	277,8	12:53'17.771
11	33.624	31.083	21.993	18.489	1'45.189	276,4	12:55'02.960
12	33.561	31.036	21.958	18.435	1'44.990	276,4	12:56'47.950
13	33.409	31.079	21.829	18.557	1'44.874	275,0	12:58'32.824
14	33.515	31.166	21.912	18.609	1'45.202	275,0	13:00'18.026
15	33.524	31.134	21.953	18.556	1'45.167	275,7	13:02'03.193
16	33.560	31.134	21.904	18.562	1'45.160	276,4	13:03'48.353
17	33.520	31.244	21.961	18.616	1'45.341	276,4	13:05'33.694

Race Time 29'43.584

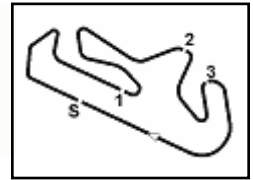
12° 77 F. FARIOLI [1'43.855]							
Lap	Seg1	Seg2	Seg3	Seg4	Lap Time	km/h	Local Time
1		31.465	21.795	18.176	1'48.246	193,5	12:37'38.356
2	33.631	31.232	21.586	<b>18.109</b>	1'44.558	<b>289,7</b>	12:39'22.914
3	33.336	30.801	<b>21.471</b>	18.247	<b>1'43.855</b>	286,7	12:41'06.769
4	33.476	<b>30.766</b>	22.030	18.464	1'44.736	283,7	12:42'51.505
5	33.522	31.084	21.755	18.449	1'44.810	285,2	12:44'36.315
6	33.789	31.002	21.734	18.631	1'45.156	280,7	12:46'21.471
7	33.840	31.180	21.657	18.608	1'45.285	279,3	12:48'06.756
8	33.850	31.443	21.670	18.686	1'45.649	280,7	12:49'52.405
9	33.812	31.138	21.777	18.516	1'45.243	280,0	12:51'37.648
10	33.652	31.151	21.799	18.569	1'45.171	282,2	12:53'22.819
11	33.848	31.037	21.655	18.472	1'45.012	283,7	12:55'07.831
12	33.598	31.260	21.629	18.462	1'44.949	284,4	12:56'52.780
13	33.576	30.988	21.514	18.672	1'44.750	277,8	12:58'37.530
14	33.787	31.149	22.151	18.623	1'45.710	280,0	13:00'23.240
15	<b>33.324</b>	30.943	21.745	18.800	1'44.812	288,2	13:02'08.052
16	33.623	31.108	21.754	18.420	1'44.905	284,4	13:03'52.957
17	33.516	31.055	21.950	18.557	1'45.078	282,9	13:05'38.035

Race Time 29'47.925

13° 20 X. CARDELUS [1'44.211]							
Lap	Seg1	Seg2	Seg3	Seg4	Lap Time	km/h	Local Time
1		31.102	22.015	18.269	1'47.444	180,0	12:37'37.554
2	33.402	30.914	21.639	<b>18.256</b>	<b>1'44.211</b>	282,9	12:39'21.765
3	35.638	31.815	21.783	18.305	1'47.541	282,9	12:41'09.306
4	33.245	31.072	21.684	18.373	1'44.374	<b>285,9</b>	12:42'53.680
5	34.109	31.177	22.064	18.382	1'45.732	<b>280,0</b>	12:44'39.412
6	33.505	30.950	21.707	18.333	1'44.495	277,1	12:46'23.907
7	<b>33.173</b>	31.055	21.664	18.432	1'44.324	283,7	12:48'08.231
8	33.406	<b>30.908</b>	21.888	18.441	1'44.643	281,5	12:49'52.874
9	33.905	31.016	21.749	18.372	1'45.042	277,1	12:51'37.916
10	33.598	31.036	21.807	18.541	1'44.982	279,3	12:53'22.898

30/03/2025 P = Pits In/Out - C = Lap Time Cancelled

These data/results cannot be reproduced, stored and/or transmitted in whole or in part by any manner of electronic, mechanical, photocopying, recording, broadcasting or otherwise now known or herein after developed without the previous express consent by the copyright owner, except for reproduction in daily press and regular printed publications on sale to the public within



Portimao 4.592 m

**Portuguese Round, 28-30 March 2025**  
**Chronological Analysis Race 2**

**3 / 5**

Start at 12:35'50.110

11	33.577	31.017	21.616	18.570	1'44.780	282,9	12:55'07.678	14	33.689	31.146	21.774	18.378	1'44.987	277,1	13:00'23.570
12	33.667	31.090	21.707	18.420	1'44.884	275,7	12:56'52.562	15	33.769	31.059	21.865	18.419	1'45.112	263,0	13:02'08.682
13	33.933	30.968	<b>21.611</b>	18.510	1'45.022	275,7	12:58'37.584	16	33.600	31.006	22.040	18.258	1'44.904	272,9	13:03'53.586
14	33.543	31.163	22.037	18.709	1'45.452	277,1	13:00'23.036	17	33.587	31.144	21.867	18.444	1'45.042	275,7	13:05'38.628
15	33.666	30.985	21.694	18.564	1'44.909	275,0	13:02'07.945								
16	33.463	31.192	21.638	18.604	1'44.897	277,8	13:03'52.842								
17	33.753	31.094	21.915	18.472	1'45.234	275,7	13:05'38.076								
Race Time 29'47.966															

<b>14° 43 S. JESPERSEN [1'44.285]</b>							
Lap	Seg1	Seg2	Seg3	Seg4	Lap Time	km/h	Local Time
1		31.581	21.913	18.349	1'49.273	188,1	12:37'39.383
2	33.504	31.078	21.839	<b>18.266</b>	1'44.687	283,7	12:39'24.070
3	33.557	30.994	21.614	18.449	1'44.614	277,8	12:41'08.684
4	33.382	30.926	<b>21.545</b>	18.432	<b>1'44.285</b>	285,9	12:42'52.969
5	<b>33.175</b>	<b>30.878</b>	21.793	18.445	1'44.291	286,7	12:44'37.260
6	34.305	31.039	21.722	18.438	1'45.504	285,2	12:46'22.764
7	33.387	30.984	21.785	18.493	1'44.649	<b>287,4</b>	12:48'07.413
8	33.602	31.292	22.230	18.429	1'45.553	282,2	12:49'52.966
9	33.970	30.977	21.841	18.450	1'45.238	277,8	12:51'38.204
10	33.580	31.096	21.946	18.341	1'44.963	277,1	12:53'23.167
11	33.595	31.154	21.708	18.437	1'44.894	282,9	12:55'08.061
12	33.572	31.245	21.669	18.326	1'44.812	282,2	12:56'52.873
13	33.692	31.106	21.693	18.456	1'44.947	273,6	12:58'37.820
14	33.610	31.185	21.971	18.543	1'45.309	277,8	13:00'23.129
15	33.722	31.168	21.719	18.500	1'45.109	285,9	13:02'08.238
16	33.580	31.091	21.887	18.338	1'44.896	277,1	13:03'53.134
17	33.563	31.156	21.890	18.447	1'45.056	280,7	13:05'38.190
Race Time 29'48.080							

<b>15° 57 A. MAHENDRA [1'44.467]</b>							
Lap	Seg1	Seg2	Seg3	Seg4	Lap Time	km/h	Local Time
1		31.558	21.962	<b>18.130</b>	1'48.029	181,2	12:37'38.139
2	33.617	31.174	21.719	18.165	1'44.675	272,9	12:39'22.814
3	33.722	31.018	21.642	18.244	1'44.626	278,6	12:41'07.440
4	33.537	<b>30.972</b>	21.711	18.247	<b>1'44.467</b>	277,8	12:42'51.907
5	<b>33.445</b>	31.147	21.738	18.395	1'44.725	<b>279,3</b>	12:44'36.632
6	33.720	31.097	21.776	18.452	1'45.045	277,1	12:46'21.677
7	33.845	31.168	21.788	18.401	1'45.202	277,1	12:48'06.879
8	33.744	30.996	22.350	18.525	1'45.615	270,9	12:49'52.494
9	33.938	31.203	21.739	18.414	1'45.294	277,8	12:51'37.788
10	33.685	31.285	21.788	18.420	1'45.178	277,1	12:53'22.966
11	34.870	30.999	21.645	18.216	1'45.730	277,1	12:55'08.696
12	33.753	31.162	21.789	18.278	1'44.982	272,3	12:56'53.678
13	33.492	31.083	<b>21.594</b>	18.391	1'44.560	276,4	12:58'38.238
14	33.454	31.130	21.915	18.685	1'45.184	278,6	13:00'23.422
15	33.616	31.135	21.792	18.361	1'44.904	270,2	13:02'08.326
16	33.732	30.986	21.903	18.340	1'44.961	267,6	13:03'53.287
17	33.562	31.134	21.871	18.393	1'44.960	269,6	13:05'38.247
Race Time 29'48.137							

<b>16° 5 N. ANTONELLI [1'44.341]</b>							
Lap	Seg1	Seg2	Seg3	Seg4	Lap Time	km/h	Local Time
1		31.727	21.900	18.189	1'48.902	188,1	12:37'39.012
2	33.707	31.034	21.834	<b>18.134</b>	1'44.709	275,7	12:39'23.721
3	33.702	31.405	21.736	18.230	1'45.073	275,7	12:41'08.794
4	33.611	31.051	22.048	18.226	1'44.936	275,7	12:42'53.730
5	33.769	31.205	21.862	18.366	1'45.202	275,7	12:44'38.932
6	33.544	31.042	21.748	18.328	1'44.662	272,9	12:46'23.594
7	33.549	31.287	21.700	18.337	1'44.873	277,1	12:48'08.467
8	33.537	31.055	21.828	18.281	1'44.701	279,3	12:49'53.168
9	34.011	31.020	22.008	18.325	1'45.364	267,6	12:51'38.532
10	33.555	31.075	21.882	18.235	1'44.747	280,0	12:53'23.279
11	33.771	31.077	21.823	18.297	1'44.968	284,3	12:55'08.247
12	33.956	31.986	21.821	18.232	1'45.995	<b>282,9</b>	12:56'54.242
13	<b>33.427</b>	<b>30.932</b>	<b>21.691</b>	18.291	<b>1'44.341</b>	280,0	12:58'38.583

<b>17° 21 M. RINALDI [1'44.560]</b>								
Lap	Seg1	Seg2	Seg3	Seg4	Lap Time	km/h	Local Time	
1			31.861	21.811	18.255	1'48.640	189,1	12:37'38.750
2	33.704	31.136	21.633	18.401	1'44.874	<b>282,2</b>	12:39'23.624	
3	34.093	31.308	21.797	18.423	1'45.621	274,3	12:41'09.245	
4	33.649	<b>30.946</b>	21.803	<b>18.162</b>	<b>1'44.560</b>	275,0	12:42'53.805	
5	34.153	31.130	21.793	18.332	1'45.408	270,9	12:44'39.213	
6	33.675	31.236	21.615	18.247	1'44.773	277,1	12:46'23.986	
7	<b>33.510</b>	31.125	21.673	18.345	1'44.653	276,4	12:48'08.639	
8	33.554	31.069	21.753	18.402	1'44.778	279,3	12:49'53.417	
9	33.933	31.093	21.886	18.366	1'45.278	273,6	12:51'38.695	
10	33.514	31.280	21.850	18.327	1'44.971	272,9	12:53'23.666	
11	33.720	31.069	21.666	18.335	1'44.790	280,7	12:55'08.456	
12	33.994	31.507	21.767	18.379	1'45.647	280,0	12:56'54.103	
13	33.835	31.216	<b>21.612</b>	18.584	1'45.247	275,7	12:58'39.350	
14	33.925	31.079	21.627	18.650	1'45.281	276,4	13:00'24.631	
15	33.750	31.285	21.839	18.622	1'45.496	277,1	13:02'10.127	
16	33.792	31.201	21.693	18.529	1'45.215	275,7	13:03'55.342	
17	33.778	31.138	21.697	18.563	1'45.176	277,8	13:05'40.518	
Race Time 29'50.408								

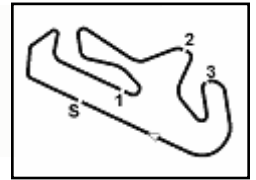
<b>18° 28 G. VAN STRAALLEN [1'44.559]</b>								
Lap	Seg1	Seg2	Seg3	Seg4	Lap Time	km/h	Local Time	
1			31.724	21.897	<b>18.303</b>	1'49.585	193,2	12:37'39.695
2	33.567	30.987	21.755	18.362	1'44.671	<b>287,4</b>	12:39'24.366	
3	33.681	31.274	22.008	18.349	1'45.312	282,9	12:41'09.678	
4	33.569	<b>30.898</b>	<b>21.666</b>	18.472	1'44.605	281,5	12:42'54.283	
5	33.882	31.093	21.954	18.383	1'45.312	281,5	12:44'39.595	
6	33.699	31.134	21.777	18.492	1'45.102	275,7	12:46'24.697	
7	<b>33.478</b>	30.940	21.726	18.415	<b>1'44.559</b>	278,6	12:48'09.256	
8	33.825	30.991	21.915	18.514	1'45.245	278,6	12:49'54.501	
9	33.873	31.067	21.726	18.556	1'45.222	276,4	12:51'39.723	
10	33.660	31.124	21.753	18.516	1'45.053	277,8	12:53'24.776	
11	33.791	31.006	21.924	18.540	1'45.261	276,4	12:55'10.037	
12	33.785	31.170	21.703	18.489	1'45.147	274,3	12:56'55.184	
13	<b>33.478</b>	30.987	21.758	18.737	1'44.960	275,0	12:58'40.144	
14	33.614	31.001	21.947	18.615	1'45.177	276,4	13:00'25.321	
15	33.750	31.037	21.720	18.681	1'45.188	278,6	13:02'10.509	
16	33.962	30.984	21.907	18.515	1'45.368	277,3	13:03'55.877	
17	33.736	31.038	21.994	18.663	1'45.431	279,1	13:05'41.308	
Race Time 29'51.198								

<b>19° 50 O. VOSTATEK [1'44.672]</b>								
Lap	Seg1	Seg2	Seg3	Seg4	Lap Time	km/h	Local Time	
1			31.925	21.892	<b>18.430</b>	1'49.520	189,8	12:37'39.630
2	34.083	30.970	<b>21.666</b>	18.461	1'45.180	<b>286,7</b>	12:39'24.810	
3	33.508	31.188	21.987	18.507	1'45.190	285,9	12:41'10.000	
4	<b>33.487</b>	30.969	21.728	18.488	<b>1'44.672</b>	284,4	12:42'54.672	
5	33.587	31.171	21.972	18.525	1'45.255	285,9	12:44'39.927	
6	33.647	31.089	21.856	18.531	1'45.123	281,5	12:46'25.050	
7	33.510	30.969	21.742	18.557	1'44.778	284,4	12:48'09.828	
8	33.626	30.989	21.902	18.494	1'45.011	282,9	12:49'54.839	
9	33.654	31.410	21.900	18.536	1'45.500	282,2	12:51'40.339	
10	33.610	31.065	21.858	18.614	1'45.147	284,4	12:53'25.486	
11	33.702	31.079	21.787	18.630	1'45.198	280,0	12:55'10.684	
12	33.794	31.087	21.799	18.608	1'45.288	282,9	12:56'55.972	
13	33.602	<b>30.944</b>	21.719	18.707	1'44.972	282,2	12:58'40.944	
14	33.581	31.052	21.940	18.620	1'45.193	281,5	13:00'26.137	
15	33.591	31.182	21.813	18.664	1'45.250	282,9	13:02'11.387	
16	33.546	31.148	21.878	18.597	1'45.169	282,9	13:03'56.556	

30/03/2025 P = Pits In/Out - C = Lap Time Cancelled

These data/results cannot be reproduced, stored and/or transmitted in whole or in part by any manner of electronic, mechanical, photocopying, recording, broadcasting or otherwise now known or herein after developed without the previous express consent by the copyright owner, except for reproduction in daily press and regular printed publications on sale to the public within 60 days of the event related to those data/results and always provided that copyright symbol appears together as follows below.

© DORNA WSBK ORGANIZATION Srl 2025



Portimao 4.592 m

**Portuguese Round, 28-30 March 2025**  
**Chronological Analysis Race 2**

Start at 12:35'50.110

4 / 5

20° 66 N. TUULI [1'45.248]								23° 33 E. MONTERO [1'46.268]								
Lap	Seg1	Seg2	Seg3	Seg4	Lap Time	km/h	Local Time	Lap	Seg1	Seg2	Seg3	Seg4	Lap Time	km/h	Local Time	
1		34.712	21.824	18.511	1'53.242	188,8	12:37'43.352	1			32.938	22.033	18.534	1'52.020	195,9	12:37'42.130
2	34.033	31.231	21.937	18.569	1'45.770	271,6	12:39'29.122	2	34.109	31.608	21.958	18.593	1'46.268	277,8	12:39'28.398	
3	33.839	31.274	21.724	18.593	1'45.430	279,3	12:41'14.552	3	34.432	31.696	22.215	18.679	1'47.022	277,8	12:41'15.420	
4	33.972	31.102	21.719	18.602	1'45.395	272,3	12:42'59.947	4	34.251	31.613	22.103	18.691	1'46.658	276,4	12:43'02.078	
5	33.963	31.003	21.750	18.532	1'45.248	272,9	12:44'45.195	5	34.198	31.628	22.076	18.811	1'46.713	275,0	12:44'48.791	
6	33.846	31.345	22.125	18.650	1'45.966	272,9	12:46'31.161	6	34.245	31.471	21.955	18.856	1'46.527	273,6	12:46'35.318	
7	33.786	31.573	21.962	18.477	1'45.798	272,9	12:48'16.959	7	34.091	31.643	21.954	18.807	1'46.495	273,6	12:48'21.813	
8	34.037	31.337	21.880	18.621	1'45.875	277,1	12:50'02.834	8	34.219	31.614	21.879	19.042	1'46.754	273,6	12:50'08.567	
9	34.142	31.567	21.913	18.678	1'46.300	274,3	12:51'49.134	9	34.028	31.555	21.957	18.884	1'46.424	275,0	12:51'54.991	
10	34.113	31.201	21.680	18.677	1'45.671	267,6	12:53'34.805	10	34.295	31.683	22.037	18.910	1'46.925	273,6	12:53'41.916	
11	34.026	31.516	21.754	18.729	1'46.025	269,6	12:55'20.830	11	34.325	31.747	21.969	18.884	1'46.925	274,3	12:55'28.841	
12	34.282	31.326	21.813	18.693	1'46.114	266,2	12:57'06.944	12	34.301	31.689	22.050	18.852	1'46.892	270,9	12:57'15.733	
13	34.100	31.427	21.696	18.755	1'45.978	267,6	12:58'52.922	13	34.204	31.637	22.190	18.865	1'46.896	272,3	12:59'02.629	
14	34.209	31.602	22.562	18.783	1'47.156	266,2	13:00'40.078	14	34.159	31.796	21.924	18.901	1'46.780	272,3	13:00'49.409	
15	34.075	31.412	21.856	18.860	1'46.203	266,9	13:02'26.281	15	34.114	31.691	22.568	19.002	1'47.375	272,9	13:02'36.784	
16	34.148	31.398	21.781	18.717	1'46.044	268,9	13:04'12.325	16	34.177	31.689	21.959	18.867	1'46.692	274,3	13:04'23.476	
17	34.347	31.412	21.812	18.714	1'46.285	267,6	13:05'58.610	17	34.308	31.722	21.905	18.915	1'46.850	273,6	13:06'10.326	
Race Time 29'51.387								Race Time 30'20.216								
21° 31 Y. OKAMOTO [1'45.805]								24° 4 L. ARBEL [1'46.539]								
Lap	Seg1	Seg2	Seg3	Seg4	Lap Time	km/h	Local Time	Lap	Seg1	Seg2	Seg3	Seg4	Lap Time	km/h	Local Time	
1		31.996	21.884	18.278	1'49.791	198,1	12:37'39.901	1			33.361	22.053	18.701	1'52.807	197,7	12:37'42.917
2	34.062	31.709	21.740	18.522	1'46.033	269,6	12:39'25.934	2	34.634	31.656	21.948	18.520	1'46.758	270,9	12:39'29.675	
3	34.103	31.359	21.850	18.493	1'45.805	273,6	12:41'11.739	3	34.496	31.473	21.939	18.750	1'46.658	276,4	12:41'16.333	
4	33.971	31.271	21.989	18.660	1'45.891	277,8	12:42'57.630	4	34.330	31.632	21.969	18.665	1'46.596	272,3	12:43'02.929	
5	33.946	31.607	21.920	18.616	1'46.089	276,4	12:44'43.719	5	34.205	31.602	22.020	18.712	1'46.539	267,6	12:44'49.468	
6	33.931	31.493	21.873	18.654	1'45.951	275,7	12:46'29.670	6	34.260	31.470	22.184	18.824	1'46.738	267,6	12:46'36.206	
7	34.272	31.644	21.921	18.604	1'46.441	274,3	12:48'16.111	7	34.523	31.553	21.874	18.751	1'46.701	266,9	12:48'22.907	
8	34.046	31.715	21.919	18.629	1'46.309	275,7	12:50'02.420	8	34.486	31.482	21.923	18.780	1'46.671	269,6	12:50'09.578	
9	34.273	31.766	22.211	18.591	1'46.841	273,6	12:51'49.261	9	34.477	31.627	22.121	18.970	1'47.195	264,9	12:51'56.773	
10	34.830	31.504	21.832	18.486	1'46.652	274,3	12:53'35.913	10	34.788	32.030	21.990	18.983	1'47.791	264,9	12:53'44.564	
11	33.952	31.540	21.879	18.459	1'45.830	277,1	12:55'21.743	11	34.732	31.890	22.180	18.956	1'47.758	263,7	12:55'32.322	
12	33.976	31.548	24.729	18.669	1'48.922	273,6	12:57'10.665	12	34.757	31.750	22.001	18.832	1'47.340	261,7	12:57'19.662	
13	33.940	31.537	21.836	18.547	1'45.860	275,0	12:58'56.525	13	34.611	31.905	22.964	18.953	1'47.433	261,1	12:59'07.095	
14	33.965	31.569	22.073	18.682	1'46.289	274,3	13:00'42.814	14	34.745	31.718	21.940	18.979	1'47.382	262,4	13:00'54.477	
15	34.275	31.628	22.119	18.649	1'46.671	272,9	13:02'29.485	15	34.809	31.737	22.123	18.961	1'47.630	263,0	13:02'42.107	
16	34.298	31.816	21.959	18.680	1'46.753	275,7	13:04'16.238	16	34.759	31.778	21.898	18.854	1'47.289	265,6	13:04'29.396	
17	34.355	31.639	21.981	18.602	1'46.577	271,6	13:06'02.815	17	34.675	31.732	22.186	18.972	1'47.565	265,6	13:06'16.961	
Race Time 30'12.705								Race Time 30'26.851								
22° 15 E. MCMANUS [1'45.767]								25° 63 S. AZMAN [1'46.261]								
Lap	Seg1	Seg2	Seg3	Seg4	Lap Time	km/h	Local Time	Lap	Seg1	Seg2	Seg3	Seg4	Lap Time	km/h	Local Time	
1		32.583	22.176	18.463	1'51.346	191,4	12:37'41.456	1			32.959	22.030	18.543	1'52.228	195,2	12:37'42.338
2	34.178	31.353	21.891	18.350	1'45.772	277,1	12:39'27.228	2	34.281	31.622	21.905	18.453	1'46.261	270,2	12:39'28.599	
3	34.004	31.322	21.982	18.505	1'45.813	279,3	12:41'13.041	3	35.875	31.576	22.206	18.532	1'48.189	276,4	12:41'16.788	
4	34.043	31.122	22.045	18.557	1'45.767	271,6	12:42'58.808	4	34.261	31.637	22.148	18.456	1'46.502	280,7	12:43'03.290	
5	33.960	31.284	21.983	18.664	1'45.891	270,2	12:44'44.699	5	34.126	31.607	22.169	18.515	1'46.417	274,3	12:44'49.707	
6	33.983	31.479	22.054	18.594	1'46.110	270,9	12:46'30.809	6	34.296	31.475	22.153	18.600	1'46.524	268,2	12:46'36.231	
7	33.925	31.523	21.956	18.620	1'46.024	270,2	12:48'16.833	7	34.813	31.771	22.057	18.629	1'47.270	275,0	12:48'23.501	
8	33.984	31.281	21.947	18.646	1'45.858	272,3	12:50'02.691	8	34.149	31.725	22.000	18.511	1'46.385	279,3	12:50'09.886	
9	34.265	31.747	22.266	18.479	1'46.757	270,9	12:51'49.448	9	34.505	31.751	22.096	18.780	1'47.132	265,6	12:51'57.018	
10	34.370	31.237	22.051	18.690	1'46.348	268,9	12:53'35.796	10	34.806	32.109	22.236	18.533	1'47.684	263,0	12:53'44.702	
11	33.831	31.495	21.909	18.661	1'45.896	270,2	12:55'21.692	11	34.208	31.991	22.808	18.838	1'47.845	274,3	12:55'32.547	
12	33.883	31.855	23.945	18.737	1'48.420	268,2	12:57'10.112	12	34.870	31.786	22.180	18.604	1'47.440	261,7	12:57'19.987	
13	34.371	31.823	22.012	18.589	1'46.795	264,9	12:58'56.907	13	34.579	31.956	22.034	18.758	1'47.327	272,3	12:59'07.314	
14	33.983	31.428	22.029	18.577	1'46.017	269,6	13:00'42.924	14	34.843	31.940	22.032	18.609	1'47.424	263,7	13:00'54.738	
15	33.854	31.362	22.415	18.887	1'46.518	271,6	13:02'29.442	15	34.906	31.850	22.101	18.686	1'47.543	261,7	13:02'42.281	
16	34.274	31.487	22.146	18.890	1'46.797	270,2	13:04'16.239	16	34.256	32.521	22.056	18.566	1'47.399	274,3	13:04'29.680	
17	34.263	31.551	21.981	18.806	1'46.601	264,9	13:06'02.840	17	34.652	31.909	22.131	18.592	1'47.284	268,9	13:06'16.964	
Race Time 30'12.730								Race Time 30'26.854								
26° 22 A. CARRASCO [1'46.869]																
Lap	Seg1	Seg2	Seg3	Seg4	Lap Time	km/h	Local Time	Lap	Seg1	Seg2	Seg3	Seg4	Lap Time	km/h	Local Time	
1								1			33.835	22.066	18.627	1'53.167	195,2	12:37'43.277

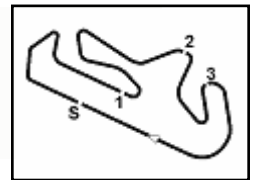
30/03/2025 P = Pits In/Out - C = Lap Time Cancelled

These data/results cannot be reproduced, stored and/or transmitted in whole or in part by any manner of electronic, mechanical, photocopying, recording, broadcasting or otherwise now known or herein after developed without the previous express consent by the copyright owner, except for reproduction in daily press and regular printed publications on sale to the public within 60 days of the event related to those data/results and always provided that copyright symbol appears together as follows below.

© DORNA WSBK ORGANIZATION Srl 2025







Portimao 4.592 m

**Portuguese Round, 28-30 March 2025  
Chronological Analysis Race 2**

Start at 12:35'50.110

5 / 5

2	34.564	31.878	<b>22.055</b>	<b>18.509</b>	1'47.006	271,6	12:39'30.283	6	33.239	30.657	21.500	18.213	1'43.609	269,6	12:46'10.466
3	34.666	<b>31.702</b>	22.355	18.699	1'47.422	275,0	12:41'17.705	7	33.282	30.702	21.529	18.282	1'43.795	270,2	12:47'54.261
4	34.227	31.879	22.095	18.668	<b>1'46.869</b>	<b>276,4</b>	12:43'04.574	8	33.239	30.637	21.623	18.243	1'43.742	271,6	12:49'38.003
5	34.246	31.779	22.301	18.631	1'46.957	275,0	12:44'51.531	9	1'12.545	35.628	24.423	40.814	2'53.410P	<b>273,6</b>	12:52'31.413
6	34.153	31.975	22.093	18.775	1'46.996	274,3	12:46'38.527	Race Time 16'41.303							
7	34.232	32.020	22.197	18.823	1'47.272	272,9	12:48'25.799	<b>RET 32 O. BAYLISS [1'44.502]</b>							
8	34.303	32.047	22.275	18.854	1'47.479	270,2	12:50'13.278	Lap	Seg1	Seg2	Seg3	Seg4	Lap Time	km/h	Local Time
9	34.457	32.092	22.324	18.777	1'47.650	273,6	12:52'00.928	1		31.852	21.772	<b>18.065</b>	1'48.317	185,5	12:37'38.427
10	34.372	32.062	22.313	18.823	1'47.570	272,3	12:53'48.498	2	33.637	31.313	<b>21.656</b>	18.142	1'44.748	270,2	12:39'23.175
11	34.197	31.828	22.087	18.796	1'46.908	274,3	12:55'35.406	3	<b>33.484</b>	<b>31.048</b>	21.666	18.304	<b>1'44.502</b>	268,9	12:41'07.677
12	34.224	31.986	22.185	18.758	1'47.153	271,6	12:57'22.559	Race Time 5'17.567							
13	<b>34.092</b>	32.021	22.140	18.818	1'47.071	273,6	12:59'09.630	<b>RET 3 R. DE ROSA</b>							
14	34.303	31.963	22.115	18.817	1'47.198	272,9	13:00'56.828	Lap	Seg1	Seg2	Seg3	Seg4	Lap Time	km/h	Local Time
15	34.237	31.889	22.462	18.739	1'47.327	272,9	13:02'44.155	1		36.030	23.952	<b>21.104</b>	2'08.817		12:37'58.927
16	34.188	32.043	22.097	18.715	1'47.043	<b>276,4</b>	13:04'31.198	2	<b>40.400</b>	<b>34.463</b>	<b>23.214</b>	37.118	2'15.195P	<b>177,9</b>	12:40'14.122
17	34.276	31.920	22.094	18.820	1'47.110	275,7	13:06'18.308	3	20'54.066	37.115	30.308	38.363	22'39.852P		13:02'53.974
Race Time 30'28.198								Race Time 27'03.864							

<b>27° 44 H. TRUELOVE [1'46.241]</b>							
Lap	Seg1	Seg2	Seg3	Seg4	Lap Time	km/h	Local Time
1		32.948	22.096	18.773	1'51.940	189,4	12:37'42.050
2	34.658	31.736	21.998	18.633	1'47.025	265,6	12:39'29.075
3	34.418	31.383	22.145	18.646	1'46.592	<b>278,6</b>	12:41'15.667
4	34.254	31.529	22.197	<b>18.628</b>	1'46.608	272,9	12:43'02.275
5	34.434	31.507	22.146	18.718	1'46.805	269,6	12:44'49.080
6	34.299	<b>31.365</b>	21.944	18.793	1'46.401	272,9	12:46'35.481
7	34.199	31.524	22.049	18.904	1'46.676	273,6	12:48'22.157
8	34.296	31.470	22.038	18.676	1'46.480	269,6	12:50'08.637
9	34.970	31.446	21.998	18.754	1'47.168	262,4	12:51'55.805
10	34.261	31.458	<b>21.888</b>	18.877	1'46.484	271,6	12:53'42.289
11	34.184	31.747	22.280	19.437	2'17.648	268,9	12:55'59.937
12	34.226	31.746	22.293	18.792	1'47.057	266,2	12:57'46.994
13	<b>34.017</b>	31.423	22.012	18.789	<b>1'46.241</b>	269,6	12:59'33.235
14	34.088	31.532	22.012	18.834	1'46.466	267,6	13:01'19.701
15	34.236	31.596	22.273	18.825	1'46.930	270,9	13:03'06.631
16	34.261	31.580	22.140	18.800	1'46.781	272,3	13:04'53.412
17	35.417	32.083	22.466	18.914	1'48.880	268,2	13:06'42.292
Race Time 30'52.182							

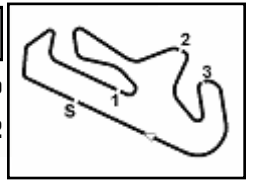
<b>28° 64 F. CARICASULO [1'44.272]</b>							
Lap	Seg1	Seg2	Seg3	Seg4	Lap Time	km/h	Local Time
1		31.761	21.788	<b>18.109</b>	1'47.478	175,3	12:37'37.588
2	33.535	30.914	21.639	18.184	<b>1'44.272</b>	272,9	12:39'21.860
3	<b>33.256</b>	<b>30.570</b>	49.440	19.039	2'12.305	<b>288,2</b>	12:41'34.165
4	34.031	30.932	21.605	18.428	1'44.996	272,9	12:43'19.161
5	33.426	30.862	<b>21.555</b>	18.536	1'44.379	273,6	12:45'03.540
6	33.394	31.057	21.655	18.433	1'44.539	272,9	12:46'48.079
7	33.391	31.291	21.629	18.501	1'44.812	272,9	12:48'32.891
8	33.447	31.012	21.800	18.423	1'44.682	273,6	12:50'17.573
9	33.430	31.463	21.664	18.505	1'45.062	274,3	12:52'02.635
10	33.356	31.549	21.948	18.507	1'45.360	277,1	12:53'47.995
11	33.510	31.074	21.721	18.420	1'44.725	276,4	12:55'32.720
12	33.390	31.263	21.800	18.555	1'45.008	277,8	12:57'17.728
13	33.776	32.296	22.862	42.354	2'11.288P	273,6	12:59'29.016
14	2'04.376	31.437	21.759	18.600	3'16.172P		13:02'45.188
15	33.534	31.809	26.237	19.111	1'50.691	280,7	13:04'35.879
16	33.530	31.077	21.602	18.656	1'44.865	275,0	13:06'20.744
Race Time 30'30.654							

<b>RET 61 C. ONCU [1'42.909]</b>							
Lap	Seg1	Seg2	Seg3	Seg4	Lap Time	km/h	Local Time
1		<b>30.345</b>	<b>21.137</b>	<b>18.040</b>	1'43.172	166,2	12:37'33.282
2	<b>32.966</b>	30.581	21.320	18.042	<b>1'42.909</b>	271,6	12:39'16.191
3	33.254	30.571	21.451	18.138	1'43.414	261,7	12:40'59.605
4	33.321	30.531	21.521	18.185	1'43.558	272,3	12:42'43.163
5	33.303	30.676	21.558	18.157	1'43.694	269,6	12:44'26.857

30/03/2025 P = Pits In/Out - C = Lap Time Cancelled

These data/results cannot be reproduced, stored and/or transmitted in whole or in part by any manner of electronic, mechanical, photocopying, recording, broadcasting or otherwise now known or herein after developed without the previous express consent by the copyright owner, except for reproduction in daily press and regular printed publications on sale to the public within 60 days of the event related to those data/results and always provided that copyright symbol appears together as follows below.

© DORNA WSBK ORGANIZATION Srl 2025



**Portuguese Round, 28-30 March 2025  
Best Laps & Speeds**

No.	Rider Bike	Nat	Best Lap		FP		SP		WUP1		RC1		WUP2		RC2	
			LL	SPD	LL	SPD	LL	SPD	LL	SPD	LL	SPD	LL	SPD	LL	SPD
1	<b>61 C. ONCU</b> Yamaha YZF R9	TUR	<b>1'42.643</b> 62 273,6		1'43.741 17 <b>273,6</b>		1'42.944 10 270,2		1'43.256 4 270,9		1'43.251 17 270,9		<b>1'42.643</b> 5 272,3		1'42.909 9 <b>273,6</b>	
2	<b>69 T. BOOTH-AMOS</b> Triumph Street Triple RS 765	GBR	<b>1'43.160</b> 70 287,4		1'45.015 12 280,7		1'44.234 14 280,0		1'44.778 5 282,2		1'43.808 17 286,7		1'44.046 5 280,0		<b>1'43.160</b> 17 <b>287,4</b>	
3	<b>11 B. BENDSNEYDER</b> MV Agusta F3 800 RR	NED	<b>1'43.208</b> 73 289,7		1'43.955 13 283,7		1'43.685 16 282,2		1'44.029 5 279,3		1'43.677 17 284,4		1'43.515 5 280,7		<b>1'43.208</b> 17 <b>289,7</b>	
4	<b>53 V. DEBISE</b> Ducati Panigale V2	FRA	<b>1'43.058</b> 70 286,7		1'45.192 13 271,6		1'43.842 13 276,4		1'44.125 5 270,2		1'44.185 17 282,9		<b>1'43.058</b> 5 277,8		1'43.290 17 <b>286,7</b>	
5	<b>62 S. MANZI</b> Yamaha YZF R9	ITA	<b>1'43.318</b> 79 280,0		1'44.257 17 276,4		1'43.720 18 277,8		1'43.817 5 278,6		1'43.740 17 278,6		1'43.799 5 279,3		<b>1'43.318</b> 17 <b>280,0</b>	
6	<b>52 J. ALCOBA</b> Kawasaki ZX-6R 636	ESP	<b>1'43.332</b> 73 287,4		1'44.807 15 280,0		1'43.603 14 279,3		1'44.202 5 278,6		1'44.145 17 284,4		1'43.945 5 280,7		<b>1'43.332</b> 17 <b>287,4</b>	
7	<b>23 M. SCHROETTER</b> Ducati Panigale V2	GER	<b>1'43.346</b> 76 287,4		1'44.452 16 282,9		1'43.835 16 277,8		1'44.470 5 272,9		1'44.068 17 285,2		1'43.456 5 281,5		<b>1'43.346</b> 17 <b>287,4</b>	
8	<b>51 J. MASIA</b> Ducati Panigale V2	ESP	<b>1'43.291</b> 74 288,2		1'44.047 15 280,7		1'43.863 15 280,0		1'44.422 5 280,0		1'43.799 17 285,9		<b>1'43.291</b> 5 282,2		1'43.354 17 <b>288,2</b>	
9	<b>94 L. MAHIAS</b> Yamaha YZF R9	FRA	<b>1'43.436</b> 69 278,6		1'44.043 12 272,9		1'43.542 13 274,3		1'44.024 5 270,2		1'43.644 17 <b>278,6</b>		1'43.688 5 272,9		1'43.436 17 <b>277,8</b>	
10	<b>65 P. OETTL</b> Ducati Panigale V2	GER	<b>1'43.496</b> 77 286,7		1'44.793 17 280,7		1'43.920 16 278,6		1'44.483 5 281,5		1'44.063 17 285,9		1'43.899 5 283,7		<b>1'43.496</b> 17 <b>286,7</b>	
11	<b>64 F. CARICASULO</b> MV Agusta F3 800 RR	ITA	<b>1'43.570</b> 72 288,2		1'43.789 15 280,7		<b>1'43.570</b> 15 280,0		1'44.380 4 273,6		1'43.905 17		1'44.347 5		1'44.272 16 <b>288,2</b>	
12	<b>24 L. TACCINI</b> Ducati Panigale V2	ITA	<b>1'43.657</b> 75 287,4		1'44.976 16 282,2		1'44.245 15 280,0		1'44.045 5 285,9		1'44.208 17 286,7		1'44.877 5 285,2		<b>1'43.657</b> 17 <b>287,4</b>	
13	<b>6 C. PEROLARI</b> Honda CBR600RR	FRA	<b>1'43.682</b> 75 280,7		1'44.733 17 276,4		1'44.316 14 275,7		1'44.708 5 279,3		1'44.317 17 <b>280,7</b>		1'44.491 5 279,3		1'43.682 17 279,3	
14	<b>77 F. FARIOLI</b> MV Agusta F3 800 RR	ITA	<b>1'43.855</b> 78 289,7		1'46.021 17 282,2		1'44.903 17 278,6		1'44.494 5 281,5		1'44.442 17 285,2		1'44.127 5 285,2		<b>1'43.855</b> 17 <b>289,7</b>	
15	<b>20 X. CARDELUS</b> Ducati Panigale V2	AND	<b>1'43.989</b> 71 285,9		1'44.802 14 280,7		<b>1'43.989</b> 13 277,8		1'44.787 5 280,0		1'44.278 17 284,4		1'44.198 5 281,5		1'44.211 17 <b>285,9</b>	
16	<b>43 S. JESPERSEN</b> Ducati Panigale V2	DEN	<b>1'44.157</b> 79 289,7		1'44.961 18 282,9		1'44.614 17 283,7		1'44.653 5 283,7		1'44.713 17 <b>289,7</b>		<b>1'44.157</b> 5 287,4		1'44.285 17 <b>287,4</b>	
17	<b>5 N. ANTONELLI</b> Yamaha YZF R9	ITA	<b>1'44.341</b> 73 285,2		1'44.594 16 273,6		1'44.469 13 267,6		1'44.581 5 275,0		1'44.501 17 <b>285,2</b>		1'45.277 5 278,6		<b>1'44.341</b> 17 <b>282,9</b>	
18	<b>57 A. MAHENDRA</b> Yamaha YZF R9	INA	<b>1'44.376</b> 73 280,7		1'45.862 16 274,3		<b>1'44.376</b> 14 273,6		1'44.927 4 272,3		1'44.838 17 <b>280,7</b>		1'44.391 5 280,0		1'44.467 17 279,3	
19	<b>32 D. BAYLISS</b> Triumph Street Triple RS 765	AUS	<b>1'44.476</b> 61 282,9		1'45.869 15 275,0		<b>1'44.476</b> 16 277,8		1'44.795 5 277,8		1'44.808 17 <b>282,9</b>		1'44.868 5 281,5		1'44.502 3 277,1	
20	<b>3 R. DE ROSA</b> QJMOTOR SRK 800 RR	ITA	<b>1'44.521</b> 52 279,3		1'45.843 10 270,9		1'44.590 16 272,9		1'44.990 5 275,7		<b>1'44.521</b> 17 <b>279,3</b>		1 1		3 177,9	
21	<b>28 G. VAN STRAALEN</b> Ducati Panigale V2	NED	<b>1'44.559</b> 66 287,4		1'46.661 10 270,9		1'45.851 12 271,6		1'45.488 5 276,4		1'45.336 17 280,0		1'44.832 5 284,4		<b>1'44.559</b> 17 <b>287,4</b>	
22	<b>21 M. RINALDI</b> Yamaha YZF R9	ITA	<b>1'44.560</b> 71 282,2		1'45.393 13 270,9		1'44.749 14 268,9		1'45.302 5 275,0		1'45.084 17 278,6		1'45.050 5 279,3		<b>1'44.560</b> 17 <b>282,2</b>	
23	<b>50 D. VOSTATEK</b> Ducati Panigale V2	CZE	<b>1'44.672</b> 68 286,7		1'45.383 13 278,6		1'44.974 15 272,3		1'45.073 5 277,8		1'45.338 13 282,2		1'44.708 5 281,5		<b>1'44.672</b> 17 <b>286,7</b>	
24	<b>27 K. TOBA</b> Honda CBR600RR	JPN	<b>1'44.478</b> 49 279,3		1'46.513 10 272,3		1'45.284 10 277,1		1'45.624 5 277,1		1'45.023 17 <b>279,3</b>		1'44.478 5 278,6		1'45.988 2 276,4	
25	<b>66 N. TUULI</b> QJMOTOR SRK 800 RR	FIN	<b>1'45.248</b> 71 279,3		1'46.196 13 270,9		1'45.749 14 271,6		1'45.657 5 272,9		1'45.457 17 274,3		1'45.426 5 272,9		<b>1'45.248</b> 17 <b>279,3</b>	

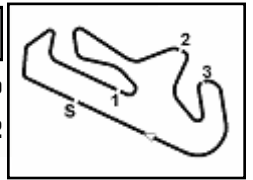
30/03/2025

These data/results cannot be reproduced, stored and/or transmitted in whole or in part by any manner of electronic, mechanical, photocopying, recording, broadcasting or otherwise now known or herein after developed without the previous express consent by the copyright owner, except for reproduction in daily press and regular printed publications on sale to the public within 60 days of the event related to those data/results and always provided that copyright symbol appears together as follows below.

© DORNA WSBK ORGANIZATION Srl 2025

FICR PERUGIA TIMING





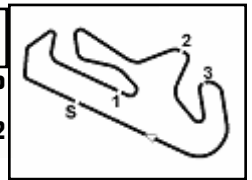
**Portuguese Round, 28-30 March 2025**  
**Best Laps & Speeds**

No.	Rider Bike	Nat	Best Lap		FP		SP		WUP1		RC1		WUP2		RC2	
			LL	SPD	LL	SPD	LL	SPD	LL	SPD	LL	SPD	LL	SPD	LL	SPD
26	<b>31 Y. OKAMOTO</b> Yamaha YZF R9	JPN	<b>1'45.331</b> 72 281,5		1'48.707 12 270,9		1'46.280 16 280,7		1'46.926 5 279,3		1'45.592 17 277,1		<b>1'45.331</b> 5 <b>281,5</b>		1'45.805 17 277,8	
27	<b>44 H. TRUELOVE</b> Ducati Panigale V2	GBR	<b>1'45.711</b> 74 281,5		1'46.622 15 273,6		1'45.761 15 270,9		<b>1'45.711</b> 5 268,9		1'46.404 17 <b>281,5</b>		1'46.862 5 277,1		1'46.241 17 278,6	
28	<b>15 E. MCMANUS</b> Ducati Panigale V2	IRL	<b>1'45.080</b> 68 281,5		1'45.982 13 276,4		1'45.860 12 272,3		1'45.778 5 273,6		1'45.934 17 280,0		<b>1'45.080</b> 4 <b>281,5</b>		1'45.767 17 279,3	
29	<b>7 L. VENEMAN</b> Ducati Panigale V2	NED	<b>1'45.655</b> 61 280,0		1'47.016 16 274,3		1'46.331 16 274,3		1'46.394 5 278,6		1'46.430 17 276,4		<b>1'45.655</b> 5 <b>280,0</b>		1'45.932 2 <b>280,0</b>	
30	<b>4 L. ARBEL</b> MV Agusta F3 800 RR	FRA	<b>1'46.227</b> 63 276,4		1'47.862 16 266,2		1'46.968 15 266,2		<b>1'46.227</b> 5 272,9		1'46.742 7 272,9		1'47.071 3 270,9		1'46.539 17 <b>276,4</b>	
31	<b>63 S. AZMAN</b> Honda CBR600RR	MAS	<b>1'45.333</b> 57 280,7		1'47.663 13 271,6		1'46.374 10 275,0		1'46.345 5 272,9		1'46.833 7 275,0		<b>1'45.333</b> 5 <b>280,7</b>		1'46.261 17 <b>280,7</b>	
32	<b>33 E. MONTERO</b> Ducati Panigale V2	ESP	<b>1'45.996</b> 72 279,3		1'47.397 13 275,0		1'46.916 15 270,9		1'46.419 5 277,1		1'46.564 17 <b>279,3</b>		<b>1'45.996</b> 5 <b>279,3</b>		1'46.268 17 277,8	
33	<b>22 A. CARRASCO</b> Honda CBR600RR	ESP	<b>1'46.721</b> 68 277,1		1'47.934 12 270,2		<b>1'46.721</b> 12 274,3		1'47.723 5 276,4		1'46.742 17 <b>277,1</b>		1'47.284 5 275,7		1'46.869 17 276,4	
34	<b>68 L. POWER</b> MV Agusta F3 800 RR	AUS	<b>1'46.891</b> 27 272,3		1'47.899 12 <b>272,3</b>		<b>1'46.891</b> 15 <b>272,3</b>									

30/03/2025

These data/results cannot be reproduced, stored and/or transmitted in whole or in part by any manner of electronic, mechanical, photocopying, recording, broadcasting or otherwise now known or herein after developed without the previous express consent by the copyright owner, except for reproduction in daily press and regular printed publications on sale to the public within 60 days of the event related to those data/results and always provided that copyright symbol appears together as follows below.

© DORNA WSBK ORGANIZATION Srl 2025



Portimao 4.592 m

**Portuguese Round, 28-30 March 2025**  
**Fastest Laps Race 2**

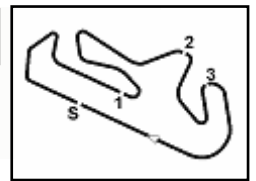
No.	Rider	Nat	Team	Bike	Class	Lap	Time	Gap
1	<b>61</b> C. <b>ONCU</b>	TUR	Yamaha BLU CRU Evan Bros Team	Yamaha YZF R9		2	<b>1'42.909</b>	
2	<b>69</b> T. <b>BOOTH-AMOS</b>	GBR	PTR Triumph Factory Racing	Triumph Street Triple RS 765		4	<b>1'43.160</b>	0.251
3	<b>11</b> B. <b>BENDSNEYDER</b>	NED	MV Agusta Reparto Corse	MV Agusta F3 800 RR		15	<b>1'43.208</b>	0.299
4	<b>53</b> V. <b>DEBISE</b>	FRA	Renzi Corse	Ducati Panigale V2		3	<b>1'43.290</b>	0.381
5	<b>62</b> S. <b>MANZI</b>	ITA	Pata Yamaha Ten Kate Racing	Yamaha YZF R9		14	<b>1'43.318</b>	0.409
6	<b>52</b> J. <b>ALCOBA</b>	ESP	Kawasaki WorldSSP Team	Kawasaki ZX-6R 636		6	<b>1'43.332</b>	0.423
7	<b>23</b> M. <b>SCHROETTER</b>	GER	WRP Racing	Ducati Panigale V2		4	<b>1'43.346</b>	0.437
8	<b>51</b> J. <b>MASIA</b>	ESP	Orelac Racing Verdnatura	Ducati Panigale V2		2	<b>1'43.354</b>	0.445
9	<b>94</b> L. <b>MAHIAS</b>	FRA	GMT94-YAMAHA	Yamaha YZF R9		3	<b>1'43.436</b>	0.527
10	<b>65</b> P. <b>OETTL</b>	GER	Feel Racing WorldSSP Team	Ducati Panigale V2		4	<b>1'43.496</b>	0.587
11	<b>24</b> L. <b>TACCINI</b>	ITA	Ecosantagata Althea Racing Team	Ducati Panigale V2		7	<b>1'43.657</b>	0.748
12	<b>6</b> C. <b>PEROLARI</b>	FRA	Honda Racing World Supersport	Honda CBR600RR	*	3	<b>1'43.682</b>	0.773
13	<b>77</b> F. <b>FARIOLI</b>	ITA	MV Agusta Reparto Corse	MV Agusta F3 800 RR		3	<b>1'43.855</b>	0.946
14	<b>20</b> X. <b>CARDELUS</b>	AND	Orelac Racing Verdnatura	Ducati Panigale V2		2	<b>1'44.211</b>	1.302
15	<b>64</b> F. <b>CARICASULO</b>	ITA	Motozoo ME air Racing	MV Agusta F3 800 RR		2	<b>1'44.272</b>	1.363
16	<b>43</b> S. <b>JESPERSEN</b>	DEN	Ecosantagata Althea Racing Team	Ducati Panigale V2		4	<b>1'44.285</b>	1.376
17	<b>5</b> N. <b>ANTONELLI</b>	ITA	VFT Racing	Yamaha YZF R9		13	<b>1'44.341</b>	1.432
18	<b>57</b> A. <b>MAHENDRA</b>	INA	Yamaha BLU CRU Evan Bros Team	Yamaha YZF R9		4	<b>1'44.467</b>	1.558
19	<b>32</b> O. <b>BAYLISS</b>	AUS	PTR Triumph Factory Racing	Triumph Street Triple RS 765		3	<b>1'44.502</b>	1.593
20	<b>28</b> G. <b>VAN STRAALEN</b>	NED	D34G WorldSSP Racing Team	Ducati Panigale V2		7	<b>1'44.559</b>	1.650
21	<b>21</b> M. <b>RINALDI</b>	ITA	GMT94-YAMAHA	Yamaha YZF R9		4	<b>1'44.560</b>	1.651
22	<b>50</b> O. <b>VOSTATEK</b>	CZE	WRP Racing	Ducati Panigale V2		4	<b>1'44.672</b>	1.763
23	<b>66</b> N. <b>TUULI</b>	FIN	QJMOTOR Factory Racing	QJMOTOR SRK 800 RR	*	5	<b>1'45.248</b>	2.339
24	<b>15</b> E. <b>MCMANUS</b>	IRL	MMB Racing	Ducati Panigale V2		4	<b>1'45.767</b>	2.858
25	<b>31</b> Y. <b>OKAMOTO</b>	JPN	Pata Yamaha Ten Kate Racing	Yamaha YZF R9		3	<b>1'45.805</b>	2.896
26	<b>7</b> L. <b>VENEMAN</b>	NED	EAB Racing Team	Ducati Panigale V2		2	<b>1'45.932</b>	3.023
27	<b>27</b> K. <b>TOBA</b>	JPN	PETRONAS MIE Honda Racing Team	Honda CBR600RR		2	<b>1'45.988</b>	3.079
28	<b>44</b> H. <b>TRUELOVE</b>	GBR	MMB Racing	Ducati Panigale V2		13	<b>1'46.241</b>	3.332
29	<b>63</b> S. <b>AZMAN</b>	MAS	PETRONAS MIE Honda Racing Team	Honda CBR600RR		2	<b>1'46.261</b>	3.352
30	<b>33</b> E. <b>MONTERO</b>	ESP	D34G WorldSSP Racing Team	Ducati Panigale V2	*	2	<b>1'46.268</b>	3.359
31	<b>4</b> L. <b>ARBEL</b>	FRA	Team Flegbbo-Pilote Moto Production	MV Agusta F3 800 RR		5	<b>1'46.539</b>	3.630
32	<b>22</b> A. <b>CARRASCO</b>	ESP	Honda Racing World Supersport	Honda CBR600RR	*	4	<b>1'46.869</b>	3.960

\* WorldSSP Challenge

30/03/2025

These data/results cannot be reproduced, stored and/or transmitted in whole or in part by any manner of electronic, mechanical, photocopying, recording, broadcasting or otherwise now known or herein after developed without the previous express consent by the copyright owner, except for reproduction in daily press and regular printed publications on sale to the public within 60 days of the event related to those data/results and always provided that copyright symbol appears together as follows below.

© DORNA WSBK ORGANIZATION Srl 2025



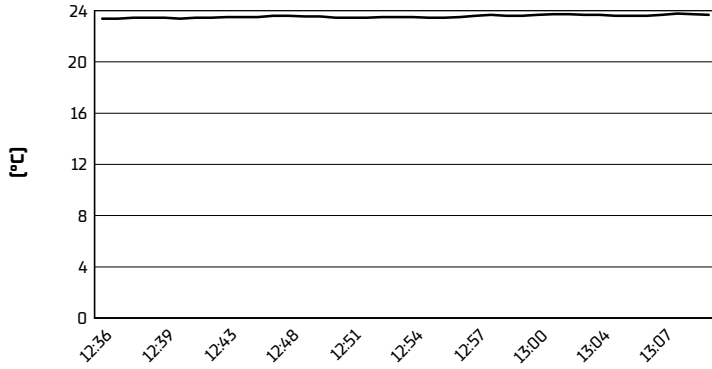
Portimao 4.592 m

**Portuguese Round, 28-30 March 2025**

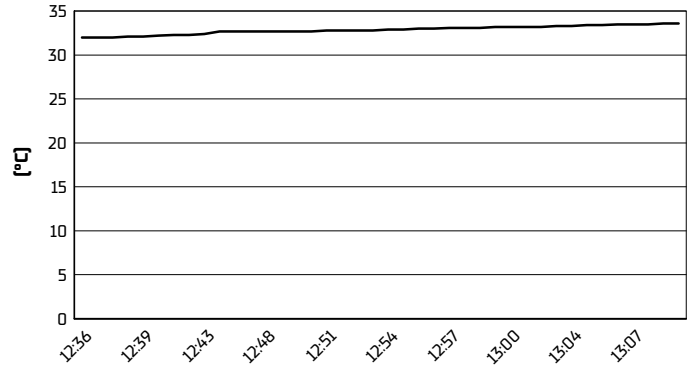
**Weather Report Race 2**

Session started 12:36 - Session ended 13:10

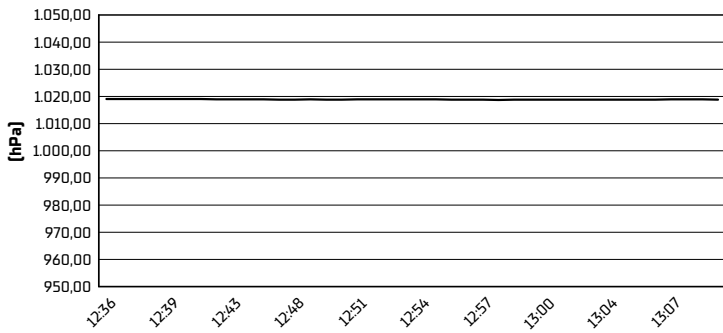
**Air Temperature**



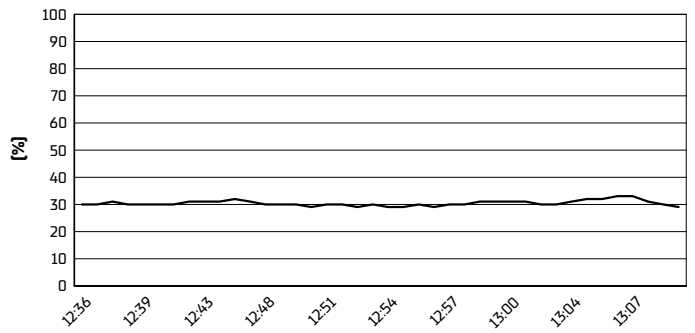
**Track Temperature**



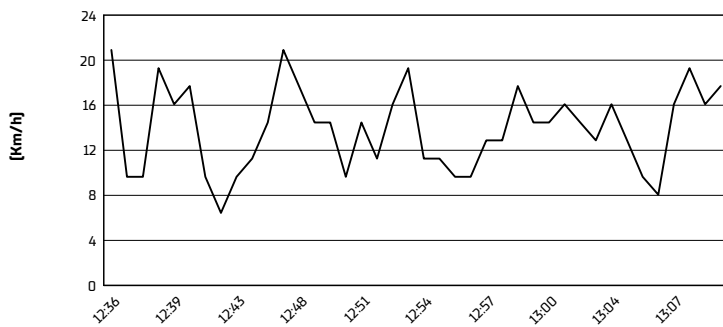
**Air Pressure**



**Humidity**



**Wind Speed**



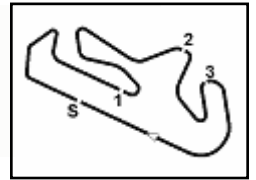
**Wind Direction**



30/03/2025

These data/results cannot be reproduced, stored and/or transmitted in whole or in part by any manner of electronic, mechanical, photocopying, recording, broadcasting or otherwise now known or herein after developed without the previous express consent by the copyright owner, except for reproduction in daily press and regular printed publications on sale to the public within 60 days of the event related to those data/results and always provided that copyright symbol appears together as follows below.

© DORNA WSBK ORGANIZATION Srl 2025



Portimao 4.592 m

**Portuguese Round, 28–30 March 2025**  
**Riders Performance**

	Points	Points From First	Points From Previous	February 23	March 23	April 13	May 4	May 18	June 15	July 13	July 27	September 7	September 28	October 12	October 19				
				PHILLIP ISLAND	PORTIMAO	ASSEN	CREMONA	MOST	MISANO	DONINGTON	BALATON	MAGNY-COURS	ARAGON	ESTORIL	JEREZ				
				SP 1 2	SP 1 2	SP 1 2	SP 1 2	SP 1 2	SP 1 2	SP 1 2	SP 1 2	SP 1 2	SP 1 2	SP 1 2	SP 1 2	SP 1 2	SP 1 2	SP 1 2	SP 1 2
1	MANZI	85		8 1 2	6 2 2														
2	BOOTH-AMOS	72	13	2 2 1	12 5 3														
3	BENDSNEYDER	70	15	2	1 4 3	5 3 1													
4	MAHIAS	43	42	27	3 9 6	2 4 4													
5	ONCU	36	49	7	4 5 16	1 1 Rt													
6	SCHROETTER	34	51	2	9 3 Rt	7 6 8													
7	ALCOBA	34	51	0	15 10 5	4 9 6													
8	MASIA	28	57	6	6 6 Rt	9 7 7													
9	DEBISE	27	58	1	5 8 Rt	8 8 5													
10	BAYLISS	18	67	9	7 7 7	17 17 Rt													
11	CARDELUS	13	72	5	11 Rt 8	11 14 13													
12	RINALDI	13	72	0	10 Rt 4	20 19 17													
13	TACCINI	12	73	1	12 Rt 15	13 12 9													
14	DETTL	11	74	1		10 11 10													
15	TOBA	9	76	2	14 9	23 27 Rt													
16	VOSTATEK	9	76	0	16 13 10	22 Rt 19													
17	POWER	9	76	0	17 12 11	32													
18	PEROLARI	8	77	1		14 13 11													
19	JESPERSEN	7	78	1	18 15 12	19 18 14													
20	CARICASULO	6	79	1		3 10 28													
21	ANTONELLI	5	80	1	13 11	16 16 16													
22	FARIOLI	5	80	0		21 15 12													
23	MAHENDRA	4	81	1	14 Rt 13	15 20 15													
24	VOIGHT	2	83	2	Rt 14														

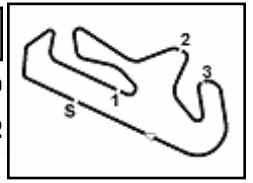
30/03/2025

SP = Superpole - 1 = Race 1 - 2 = Race 2

Ns = Did Not Start - Rt = Retired - Ex = Excluded

These data/results cannot be reproduced, stored and/or transmitted in whole or in part by any manner of electronic, mechanical, photocopying, recording, broadcasting or otherwise now known or herein after developed without the previous express consent by the copyright owner, except for reproduction in daily press and regular printed publications on sale to the public within 60 days of the event related to those data/results and always provided that copyright symbol appears together as follows below.

© DORNA WSBK ORGANIZATION Srl 2025



**Portuguese Round, 28–30 March 2025**  
**Race Winners**

	2022	2023	2024	2025
<b>01 Phillip Island</b>	RC1: Montella Y. (ITA) KAW RC2: Aegerter D. (SUI) YAM	RC1: Bulega N. (ITA) DUC RC2: Bulega N. (ITA) DUC	RC1: Montella Y. (ITA) DUC RC2: Montella Y. (ITA) DUC	RC1: Manzi S. (ITA) YAM RC2: Booth-Amos T. (GBR) TRI
<b>02 Portimao</b>	RC1: Manzi S. (ITA) TRI RC2: Aegerter D. (SUI) YAM	RC1: Bulega N. (ITA) DUC RC2: Manzi S. (ITA) YAM	RC1: Montella Y. (ITA) DUC RC2: Montella Y. (ITA) DUC	RC1: Oncu C. (TUR) YAM RC2: Bendsneyder B. (NED) MVA
<b>03 Assen</b>	RC1: Aegerter D. (SUI) YAM RC2: Aegerter D. (SUI) YAM	RC1: Bulega N. (ITA) DUC RC2: Bulega N. (ITA) DUC	RC1: Huertas A. (ESP) DUC RC2: van Straalen G. (NED) YAM	
<b>04 Cremona</b>			RC1: Huertas A. (ESP) DUC RC2: Manzi S. (ITA) YAM	
<b>05 Most</b>	RC1: Baldassarri L. (ITA) YAM RC2: Baldassarri L. (ITA) YAM	RC1: Bulega N. (ITA) DUC RC2: Mackenzie T. (GBR) HDN	RC1: Huertas A. (ESP) DUC RC2: Huertas A. (ESP) DUC	
<b>06 Misano</b>	RC1: Aegerter D. (SUI) YAM RC2: Aegerter D. (SUI) YAM	RC1: Bulega N. (ITA) DUC RC2: Manzi S. (ITA) YAM	RC1: Huertas A. (ESP) DUC RC2: Huertas A. (ESP) DUC	
<b>07 Donington</b>	RC1: Aegerter D. (SUI) YAM RC2: Aegerter D. (SUI) YAM	RC1: Bulega N. (ITA) DUC RC2: Bulega N. (ITA) DUC	RC1: Huertas A. (ESP) DUC RC2: Huertas A. (ESP) DUC	
<b>08 Balaton</b>				
<b>09 Magny-Cours</b>	RC1: Baldassarri L. (ITA) YAM RC2: Aegerter D. (SUI) YAM	RC1: Bulega N. (ITA) DUC RC2: Bulega N. (ITA) DUC	RC1: Tuuli N. (FIN) DUC RC2: Montella Y. (ITA) DUC	
<b>10 Aragon</b>	RC1: Baldassarri L. (ITA) YAM RC2: Aegerter D. (SUI) YAM	RC1: Bulega N. (ITA) DUC RC2: Bulega N. (ITA) DUC	RC1: Huertas A. (ESP) DUC RC2: Montella Y. (ITA) DUC	
<b>11 Estoril</b>	RC1: Aegerter D. (SUI) YAM RC2: Aegerter D. (SUI) YAM		RC1: Montella Y. (ITA) DUC RC2: Manzi S. (ITA) YAM	
<b>12 Jerez</b>		RC1: Bulega N. (ITA) DUC RC2: Bulega N. (ITA) DUC	RC1: Manzi S. (ITA) YAM RC2: Manzi S. (ITA) YAM	

**2025**

- 1 B. Bendsneyder**
- 1 T. Booth-Amos**
- 1 S. Manzi**
- 1 C. Oncu**

**ALL TIMES**

- |                          |                          |                        |                         |                              |
|--------------------------|--------------------------|------------------------|-------------------------|------------------------------|
| <b>43</b> K. Sofuoglu    | <b>7</b> R. Krummenacher | <b>3</b> C. Kellner    | <b>1</b> B. Bendsneyder | <b>1</b> J. Van Den Goorberg |
| <b>27</b> D. Aegerter    | <b>7</b> A. Pitt         | <b>3</b> J. Lascorz    | <b>1</b> P. Bontempi    | <b>1</b> G. van Straalen     |
| <b>24</b> J. Cluzel      | <b>6</b> P. Casoli       | <b>3</b> I. MacPherson | <b>1</b> T. Booth-Amos  | <b>1</b> A. Verdoia          |
| <b>16</b> N. Bulega      | <b>6</b> S. Chambon      | <b>3</b> J. Rea        | <b>1</b> R. De Rosa     | <b>1</b> R. Wilairot         |
| <b>16</b> F. Foret       | <b>6</b> C. Davies       | <b>3</b> L. Scassa     | <b>1</b> L. Lanzi       | <b>1</b> L. Zanetti          |
| <b>12</b> S. Charpentier | <b>6</b> K. Fujiwara     | <b>3</b> K. Smith      | <b>1</b> T. Mackenzie   | <b>1</b> W. Zeelenberg       |
| <b>12</b> E. Laverty     | <b>6</b> B. Parkes       | <b>3</b> N. Tuuli      | <b>1</b> S. Morais      |                              |
| <b>12</b> A. Locatelli   | <b>6</b> J. Teuchert     | <b>2</b> J. Brookes    | <b>1</b> G. Nannelli    |                              |
| <b>11</b> S. Manzi       | <b>6</b> M. van der Mark | <b>2</b> S. Cortese    | <b>1</b> M. Pirro       |                              |
| <b>11</b> K. Muggeridge  | <b>5</b> C. Crutchlow    | <b>2</b> M. Gonzalez   | <b>1</b> G. Rea         |                              |
| <b>10</b> A. Huertas     | <b>5</b> S. Odendaal     | <b>2</b> P. Jacobsen   | <b>1</b> P. Riba        |                              |
| <b>9</b> L. Mahias       | <b>4</b> L. Baldassarri  | <b>2</b> C. Oncu       | <b>1</b> M. Roccoli     |                              |
| <b>8</b> S. Lowes        | <b>4</b> K. Curtain      | <b>2</b> A. West       | <b>1</b> R. Rolfo       |                              |
| <b>8</b> Y. Montella     | <b>4</b> C. Vermeulen    | <b>2</b> R. Xaus       | <b>1</b> B. Sofuoglu    |                              |
| <b>7</b> F. Caricasulo   | <b>4</b> J. Whitham      | <b>1</b> A. Badovini   | <b>1</b> Y. Tiberio     |                              |

30/03/2025

These data/results cannot be reproduced, stored and/or transmitted in whole or in part by any manner of electronic, mechanical, photocopying, recording, broadcasting or otherwise now known or herein after developed without the previous express consent by the copyright owner, except for reproduction in daily press and regular printed publications on sale to the public within 60 days of the event related to those data/results and always provided that copyright symbol appears together as follows below.

© DORNA WSBK ORGANIZATION Srl 2025