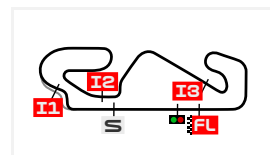


## CLASSIFICATION

### MONSTER ENERGY GRAND PRIX OF CATALONIA

#### FREE PRACTICE NR. 2



Circuit de Barcelona-Catalunya 4657 m.

#	Rider	Nation	Team	Motorcycle	Time	Lap Total	Gap	T. Speed
1	18 Manuel GONZALEZ	SPA	LIQUI MOLY Dynavolt Intact GP	KALEX	<b>1'41.288</b>	12 15		<b>294.2</b>
2	21 Alonso LOPEZ	SPA	ITALJET Gresini Moto2	KALEX	<b>1'41.392</b>	7 16	0.104 0.104	<b>292.6</b>
3	96 Daniel HOLGADO	SPA	CFMOTO Impulse Aspar Team	KALEX	<b>1'41.641</b>	3 18	0.353 0.249	<b>295.0</b>
4	81 Senna AGIUS	AUS	LIQUI MOLY Dynavolt Intact GP	KALEX	<b>1'41.723</b>	13 14	0.435 0.082	<b>292.6</b>
5	12 Filip SALAC	CZE	OnlyFans American Racing Team	KALEX	<b>1'41.951</b>	7 18	0.663 0.228	<b>291.1</b>
6	11 Alex ESCRIG	SPA	KLINT Racing Team	FORWARD	<b>1'42.085</b>	4 17	0.797 0.134	<b>293.4</b>
7	98 Jose Antonio RUEDA	SPA	Red Bull KTM Ajo	KALEX	<b>1'42.142</b>	5 18	0.854 0.057	<b>297.5</b>
8	28 Izan GUEVARA	SPA	BLU CRU Pramac Yamaha Moto2	BOSCOSCURO	<b>1'42.253</b>	14 15	0.965 0.111	<b>295.0</b>
9	53 Deniz ÖNCÜ	TUR	ELF Marc VDS Racing Team	BOSCOSCURO	<b>1'42.401</b>	2 18	1.113 0.148	<b>293.4</b>
10	16 Joe ROBERTS	USA	OnlyFans American Racing Team	KALEX	<b>1'42.411</b>	11 15	1.123 0.010	<b>294.2</b>
11	80 David ALONSO	COL	CFMOTO Impulse Aspar Team	KALEX	<b>1'42.415</b>	12 14	1.127 0.004	<b>294.2</b>
12	95 Collin VEIJER	NED	Red Bull KTM Ajo	KALEX	<b>1'42.424</b>	5 18	1.136 0.009	<b>293.4</b>
13	84 Zonta VD GOORBERGH	NED	Momoven Idrofoglia RW Racing Team	KALEX	<b>1'42.460</b>	10 15	1.172 0.036	<b>293.4</b>
14	17 Daniel MUÑOZ	SPA	Italtrans Racing Team	KALEX	<b>1'42.489</b>	7 18	1.201 0.029	<b>289.5</b>
15	13 Celestino VIETTI	ITA	Beta Tools SpeedRS Team	BOSCOSCURO	<b>1'42.512</b>	4 14	1.224 0.023	<b>296.7</b>
16	3 Sergio GARCIA	SPA	ITALJET Gresini Moto2	KALEX	<b>1'42.533</b>	3 18	1.245 0.021	<b>291.1</b>
17	14 Tony ARBOLINO	ITA	REDS Fantic Racing	KALEX	<b>1'42.544</b>	3 18	1.256 0.011	<b>295.0</b>
18	7 Barry BALTUS	BEL	REDS Fantic Racing	KALEX	<b>1'42.612</b>	6 6	1.324 0.068	<b>291.8</b>
19	44 Aron CANET	SPA	ELF Marc VDS Racing Team	BOSCOSCURO	<b>1'42.620</b>	3 17	1.332 0.008	<b>292.6</b>
20	32 Luca LUNETTA	ITA	Beta Tools SpeedRS Team	BOSCOSCURO	<b>1'42.688</b>	14 15	1.400 0.068	<b>295.0</b>
21	71 Ayumu SASAKI	JPN	Momoven Idrofoglia RW Racing Team	KALEX	<b>1'42.715</b>	4 18	1.427 0.027	<b>292.6</b>
22	10 Unai ORRADRE	SPA	QJMOTOR - Bordoy - MSI	KALEX	<b>1'42.733</b>	14 15	1.445 0.018	<b>292.6</b>
23	54 Alberto FERRANDEZ	SPA	BLU CRU Pramac Yamaha Moto2	BOSCOSCURO	<b>1'42.934</b>	9 14	1.646 0.201	<b>295.8</b>
24	99 Adrian HUERTAS	SPA	Italtrans Racing Team	KALEX	<b>1'43.174</b>	4 18	1.886 0.240	<b>291.1</b>
25	85 Xabi ZURUTUZA	SPA	KLINT Racing Team	FORWARD	<b>1'43.191</b>	4 15	1.903 0.017	<b>298.3</b>
26	72 Taiyo FURUSATO	JPN	Idemitsu Honda Team Asia	KALEX	<b>1'43.396</b>	10 14	2.108 0.205	<b>300.0</b>
27	4 Ivan ORTOLA	SPA	QJMOTOR - Bordoy - MSI	KALEX	<b>1'43.439</b>	10 13	2.151 0.043	<b>295.0</b>

Practice condition: **Dry**

Air: 14°

Humidity: 57%

Ground: 15°

<b>Fastest Lap:</b>	Lap: 12	<b>Manuel GONZALEZ</b>	<b>1'41.288</b>	165.5 Km/h
<b>Best Race Lap:</b>	2025	<b>Daniel MUÑOZ</b>	<b>1'42.355</b>	163.7 Km/h
<b>All-Time Lap Record:</b>	2026	<b>Manuel GONZALEZ</b>	<b>1'41.288</b>	165.5 Km/h

The results are provisional until the end of the limit for protest and appeals.

Time limit for protest expires 60' after publication of the results - ..... Time: **10:10**

These data/results cannot be reproduced, stored and/or transmitted in whole or in part by any manner of electronic, mechanical, photocopying, recording, broadcasting or otherwise now known or herein after developed without the previous express consent by the copyright owner, except for reproduction in daily press and regular printed publications on sale to the public within 60 days of the event related to those data/results and always provided that copyright symbol appears together as follows below.

© MotoGP Sports Entertainment Group, 2026

Official MotoGP Timing by **TISSOT**

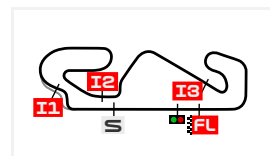
www.motogp.com

Barcelona, Saturday, May 16, 2026

# COMBINED PRACTICE TIMES

## MONSTER ENERGY GRAND PRIX OF CATALONIA

### FREE PRACTICE NR. 2



Circuit de Barcelona-Catalunya 4657 m.

#	Rider	Nation	Team	Motorcycle	FP1	FP2	Gap
1	18	M.GONZALEZ	SPA LIQUI MOLY Dynavolt Intact GP	KALEX	1'42.706 5	<b>1'41.288</b> 12	
2	21	A.LOPEZ	SPA ITALJET Gresini Moto2	KALEX	1'42.717 11	<b>1'41.392</b> 7	0.104 0.104
3	96	D.HOLGADO	SPA CFMOTO Impulse Aspar Team	KALEX	1'43.010 14	<b>1'41.641</b> 3	0.353 0.249
4	81	S.AGIUS	AUS LIQUI MOLY Dynavolt Intact GP	KALEX	1'42.453 12	<b>1'41.723</b> 13	0.435 0.082
5	12	F.SALAC	CZE OnlyFans American Racing Team	KALEX	1'43.187 4	<b>1'41.951</b> 7	0.663 0.228
6	13	C.VIETTI	ITA Beta Tools SpeedRS Team	BOSCOSCURO	<b>1'42.028</b> 17	1'42.512 4	0.740 0.077
7	11	A.ESCRIG	SPA KLINT Racing Team	FORWARD	1'42.567 13	<b>1'42.085</b> 4	0.797 0.057
8	98	J.RUEDA	SPA Red Bull KTM Ajo	KALEX	1'43.187 8	<b>1'42.142</b> 5	0.854 0.057
9	28	I.GUEVARA	SPA BLU CRU Pramac Yamaha Moto2	BOSCOSCURO	1'42.608 7	<b>1'42.253</b> 14	0.965 0.111
10	53	D.ÖNCÜ	TUR ELF Marc VDS Racing Team	BOSCOSCURO	1'43.254 9	<b>1'42.401</b> 2	1.113 0.148
11	16	J.ROBERTS	USA OnlyFans American Racing Team	KALEX	1'43.786 6	<b>1'42.411</b> 11	1.123 0.010
12	80	D.ALONSO	COL CFMOTO Impulse Aspar Team	KALEX	1'43.551 18	<b>1'42.415</b> 12	1.127 0.004
13	95	C.VEIJER	NED Red Bull KTM Ajo	KALEX	1'43.168 11	<b>1'42.424</b> 5	1.136 0.009
14	84	Z.VD GOORBERGH	NED Momoven Idrofoglia RW Racing Team	KALEX	1'43.710 4	<b>1'42.460</b> 10	1.172 0.036
15	17	D.MUÑOZ	SPA Italtrans Racing Team	KALEX	1'43.646 11	<b>1'42.489</b> 7	1.201 0.029
16	3	S.GARCIA	SPA ITALJET Gresini Moto2	KALEX	1'43.827 6	<b>1'42.533</b> 3	1.245 0.044
17	14	T.ARBOLINO	ITA REDS Fantic Racing	KALEX	1'43.534 16	<b>1'42.544</b> 3	1.256 0.011
18	7	B.BALTUS	BEL REDS Fantic Racing	KALEX	1'42.875 4	<b>1'42.612</b> 6	1.324 0.068
19	44	A.CANET	SPA ELF Marc VDS Racing Team	BOSCOSCURO	1'43.132 6	<b>1'42.620</b> 3	1.332 0.008
20	32	L.LUNETTA	ITA Beta Tools SpeedRS Team	BOSCOSCURO	1'43.973 9	<b>1'42.688</b> 14	1.400 0.068
21	71	A.SASAKI	JPN Momoven Idrofoglia RW Racing Team	KALEX	1'44.101 5	<b>1'42.715</b> 4	1.427 0.027
22	10	U.ORRADRE	SPA QJMOTOR - Bordoy - MSI	KALEX	1'43.490 5	<b>1'42.733</b> 14	1.445 0.018
23	54	A.FERRANDEZ	SPA BLU CRU Pramac Yamaha Moto2	BOSCOSCURO	1'43.802 5	<b>1'42.934</b> 9	1.646 0.201
24	99	A.HUERTAS	SPA Italtrans Racing Team	KALEX	1'44.417 3	<b>1'43.174</b> 4	1.886 0.240
25	85	X.ZURUTUZA	SPA KLINT Racing Team	FORWARD	1'44.936 14	<b>1'43.191</b> 4	1.903 0.017
26	4	I.ORTOLA	SPA QJMOTOR - Bordoy - MSI	KALEX	<b>1'43.349</b> 4	1'43.439 10	2.061 0.158
27	72	T.FURUSATO	JPN Idemitsu Honda Team Asia	KALEX	1'44.421 8	<b>1'43.396</b> 10	2.108 0.047

<b>Pole Position Record:</b>	2025	<b>Daniel HOLGADO</b>	<b>1'41.549</b>	165.0 Km/h
<b>Best Race Lap:</b>	2025	<b>Daniel MUÑOZ</b>	<b>1'42.355</b>	163.7 Km/h
<b>All Time Lap Record:</b>	2026	<b>Manuel GONZALEZ</b>	<b>1'41.288</b>	165.5 Km/h

The results are provisional until the end of the limit for protest and appeals.

Time limit for protest expires 60' after publication of the results - **Jaume Paris** Time: **10:10**

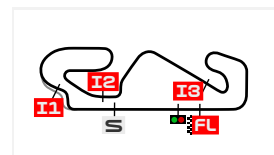
These data/results cannot be reproduced, stored and/or transmitted in whole or in part by any manner of electronic, mechanical, photocopying, recording, broadcasting or otherwise now known or herein after developed without the previous express consent by the copyright owner, except for reproduction in daily press and regular printed publications on sale to the public within 60 days of the event related to those data/results and always provided that copyright symbol appears together as follows below.

© MotoGP Sports Entertainment Group, 2026

Official MotoGP Timing by

www.motogp.com

Barcelona, Saturday, May 16, 2026



Circuit de Barcelona-Catalunya 4657 m.

# TOP SPEED & AVERAGE

## MONSTER ENERGY GRAND PRIX OF CATALONIA

### FREE PRACTICE NR. 2

#	Rider	Nation	Motorcycle	Top 5 speeds					Average	Top
72	Taiyo FURUSATO	JPN	KALEX	300.0	294.2	293.4	292.6	292.6	294.6	<b>300.0</b>
85	Xabi ZURUTUZA	SPA	FORWARD	298.3	294.2	293.4	293.4	292.6	294.4	<b>298.3</b>
98	Jose Antonio RUEDA	SPA	KALEX	297.5	295.8	294.2	294.2	294.2	295.2	<b>297.5</b>
13	Celestino VIETTI	ITA	BOSCOSCURO	296.7	295.8	295.8	295.0	294.2	295.3	<b>296.7</b>
54	Alberto FERRANDEZ	SPA	BOSCOSCURO	295.8	293.4	292.6	291.8	291.8	293.1	<b>295.8</b>
4	Ivan ORTOLA	SPA	KALEX	295.0	294.2	293.4	293.4	291.8	293.6	<b>295.0</b>
14	Tony ARBOLINO	ITA	KALEX	295.0	295.0	294.2	292.6	292.6	293.9	<b>295.0</b>
28	Izan GUEVARA	SPA	BOSCOSCURO	295.0	293.4	292.6	291.8	291.8	292.7	<b>295.0</b>
32	Luca LUNETTA	ITA	BOSCOSCURO	295.0	291.8	291.1	291.1	290.3	291.9	<b>295.0</b>
96	Daniel HOLGADO	SPA	KALEX	295.0	295.0	293.4	293.4	293.4	294.0	<b>295.0</b>
16	Joe ROBERTS	USA	KALEX	294.2	292.6	289.5	289.5	288.7	290.5	<b>294.2</b>
18	Manuel GONZALEZ	SPA	KALEX	294.2	293.4	293.4	292.6	292.6	293.2	<b>294.2</b>
80	David ALONSO	COL	KALEX	294.2	294.2	293.4	292.6	292.6	293.3	<b>294.2</b>
11	Alex ESCRIG	SPA	FORWARD	293.4	292.6	292.6	291.1	290.3	292.0	<b>293.4</b>
53	Deniz ÖNCÜ	TUR	BOSCOSCURO	293.4	293.4	292.6	291.8	291.8	292.6	<b>293.4</b>
84	Zonta VD GOORBERGH	NED	KALEX	293.4	292.6	292.6	291.8	291.1	292.3	<b>293.4</b>
95	Collin VEIJER	NED	KALEX	293.4	293.4	293.4	292.6	292.6	293.0	<b>293.4</b>
10	Unai ORRADRE	SPA	KALEX	292.6	292.6	291.8	291.1	290.3	291.3	<b>292.6</b>
21	Alonso LOPEZ	SPA	KALEX	292.6	290.3	289.5	289.5	288.7	290.1	<b>292.6</b>
44	Aron CANET	SPA	BOSCOSCURO	292.6	291.1	291.1	291.1	291.1	291.4	<b>292.6</b>
71	Ayumu SASAKI	JPN	KALEX	292.6	290.3	289.5	289.5	289.5	290.3	<b>292.6</b>
81	Senna AGIUS	AUS	KALEX	292.6	292.6	289.5	288.7	288.7	289.8	<b>292.6</b>
7	Barry BALTUS	BEL	KALEX	291.8	286.4	284.2	200.0	198.5	252.2	<b>291.8</b>
3	Sergio GARCIA	SPA	KALEX	291.1	288.7	288.0	288.0	287.2	288.0	<b>291.1</b>
12	Filip SALAC	CZE	KALEX	291.1	289.5	288.7	288.7	288.0	288.8	<b>291.1</b>
99	Adrian HUERTAS	SPA	KALEX	291.1	291.1	291.1	290.3	290.3	290.7	<b>291.1</b>
17	Daniel MUÑOZ	SPA	KALEX	289.5	288.7	288.0	288.0	286.4	287.4	<b>289.5</b>

These data/results cannot be reproduced, stored and/or transmitted in whole or in part by any manner of electronic, mechanical, photocopying, recording, broadcasting or otherwise now known or herein after developed without the previous express consent by the copyright owner, except for reproduction in daily press and regular printed publications on sale to the public within 60 days of the event related to those data/results and always provided that copyright symbol appears together as follows below.

© MotoGP Sports Entertainment Group, 2026

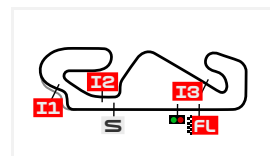
Official MotoGP Timing by [www.motogp.com](http://www.motogp.com)

Barcelona, Saturday, May 16, 2026

# CHRONOLOGICAL ANALYSIS OF PERFORMANCES

## MONSTER ENERGY GRAND PRIX OF CATALONIA

### FREE PRACTICE NR. 2



Circuit de Barcelona-Catalunya 4657 m.

\* Lap / Sector time cancelled  
P Crossing the finish line in pit lane

T1 Time from finish line to 1st intermediate  
T2 Time from 1st intermed. to 2nd intermed.

T3 Time from 2nd intermed. to 3rd intermed.  
T4 Time from 3rd intermediate to finish line

Lap	Lap Time	T1	T2	T3	T4	Speed	Lap	Lap Time	T1	T2	T3	T4	Speed
<b>1st</b>	<b>18</b>	<b>Manuel GONZALEZ</b>				LIQUI MOLY Dynavolt SPA	5	<b>1'42.268</b>	17.866	33.308	19.594	31.500	292.6
		Runs=2	Total laps=15	Full laps=12	Valid laps=10	6	<b>1'42.198</b>	17.800	33.191	19.575	31.632	293.4	
1	1'56.849	19.163	34.608	20.024	32.332	197.8	7	1'42.400 *	17.916	33.203	19.659 *	31.622	291.8
2	<b>1'43.232</b>	17.979	33.513	19.802	31.938	289.5	8	<b>1'43.016</b>	17.823	33.343	19.596	32.254	293.4
3	<b>1'42.816</b>	18.025	33.304	19.645	31.842	290.3	9	<b>1'42.462</b>	17.820	33.267	19.658	31.717	293.4
4	<b>1'43.015</b>	18.012	33.441	19.697	31.865	293.4	10	1'43.257 *	17.872	33.439	19.785	32.161 *	295.0
5	1'43.051 *	17.872	33.511 *	19.769	31.899	292.6	11	<b>1'42.491</b>	17.813	33.241	19.668	31.769	292.6
6	<b>1'43.448</b>	17.887	33.667	19.764	32.130	294.2	12	<b>1'44.345</b>	18.066	33.474	19.884	32.921	290.3
7	<b>1'43.487</b>	17.836	33.695	19.756	32.200	293.4	13	<b>1'43.267</b>	18.002	33.565	19.737	31.963	291.8
8	<b>1'51.259</b>	17.998	36.361	20.074	36.826	289.5	14	1'43.297 *	17.988	33.522	19.676	32.111 *	291.8
9	1'44.025 *	17.923	33.878	19.897	32.327 *	291.8	15	1'43.656 *	18.047	33.591 *	19.866	32.152	290.3
10	1'56.746 P	18.350 *	35.839	20.318	42.239	289.5	16	1'46.868 *	18.005	36.294	20.061	32.508 *	291.8
11	5'33.543	19.398	34.444	19.980	32.236	194.2	17	1'44.512 *	18.158	33.733	19.959	32.662 *	290.3
12	<b>1'41.288</b>	17.701	32.822	19.436	31.329	289.5	18	1'44.998 *	18.198	33.939	20.102 *	32.759	295.0
13	<b>1'41.520</b>	17.693	32.945	19.442	31.440	290.3							
14	<b>1'41.755</b>	17.655	33.057	19.548	31.495	292.6							
15	<b>1'49.554</b>	17.744	33.234	19.531	39.045	291.8							
<b>2nd</b>	<b>21</b>	<b>Alonso LOPEZ</b>				ITALJET Gresini Moto2 SPA							
		Runs=2	Total laps=16	Full laps=13	Valid laps=10								
1	1'51.931	19.012	34.268	19.933	32.148	201.8							
2	<b>1'43.052</b>	18.161	33.384	19.721	31.786	288.0							
3	1'42.886 *	18.142	33.409	19.633	31.702 *	288.7							
4	<b>1'42.636</b>	18.019	33.290	19.679	31.648	289.5							
5	1'56.894 P	18.017 *	35.363	20.258	43.256	289.5							
6	5'37.769	19.402	33.741	20.822	35.819	202.2							
7	<b>1'41.392</b>	17.966	32.682	19.494	31.250	288.0							
8	<b>1'41.994</b>	17.801	33.023	19.693	31.477	292.6							
9	<b>1'41.920</b>	17.899	32.891	19.586	31.544	288.0							
10	<b>1'42.541</b>	18.021	33.318	19.547	31.655	287.2							
11	<b>1'42.473</b>	18.000	33.236	19.673	31.564	287.2							
12	<b>1'42.332</b>	17.935	33.229	19.610	31.558	287.2							
13	<b>1'42.444</b>	17.968	33.157	19.594	31.725	287.2							
14	1'42.493 *	18.024	33.185	19.586	31.698 *	287.2							
15	<b>1'42.446</b>	17.935	33.199	19.601	31.711	288.0							
16	1'43.159 *	18.195 *	33.361	19.762	31.841	290.3							
<b>3rd</b>	<b>96</b>	<b>Daniel HOLGADO</b>				CFMOTO Impulse Aspa SPA							
		Runs=1	Total laps=18	Full laps=17	Valid laps=10								
1	1'58.149	18.991	34.676	19.861	31.621	193.2							
2	<b>1'41.974</b>	17.865	33.050	19.468	31.591	292.6							
3	<b>1'41.641</b>	17.826	32.946	19.420	31.449	292.6							
4	<b>1'41.968</b>	17.924	33.014	19.496	31.534	292.6							
<b>4th</b>	<b>81</b>	<b>Senna AGIUS</b>				LIQUI MOLY Dynavolt AUS							
		Runs=2	Total laps=14	Full laps=11	Valid laps=8								
1	2'02.156	18.922	34.609	20.086	32.180	195.6							
2	<b>1'43.674</b>	18.235	33.562	19.963	31.914	288.0							
3	<b>1'43.181</b>	18.253	33.549	19.665	31.714	288.7							
4	<b>1'43.136</b>	18.076	33.605	19.614	31.841	288.7							
5	<b>1'43.288</b>	18.123	33.551	19.696	31.918	288.0							
6	<b>1'43.341</b>	17.993	33.604	19.747	31.997	288.7							
7	1'43.409 *	18.125	33.569	19.683	32.032 *	288.0							
8	1'43.853 *	18.192	33.731 *	19.822	32.108	288.0							
9	1'54.731 P	18.082	35.462	20.047	41.140	288.7							
10	7'15.937 *	18.630	34.845	19.857	31.800 *	180.0							
11	<b>1'41.804</b>	17.865	32.885	19.557	31.497	289.5							
12	1'47.599 *	17.912	34.286	23.663 *	31.738	292.6							
13	<b>1'41.723</b>	17.846	33.027	19.556	31.294	288.7							
14	<b>1'42.068</b>	17.967	33.034	19.433	31.634	292.6							
<b>5th</b>	<b>12</b>	<b>Filip SALAC</b>				OnlyFans American Rac CZE							
		Runs=1	Total laps=18	Full laps=17	Valid laps=15								
1	2'14.321	33.379	35.184	20.608	32.489	197.8							
2	1'44.688 *	18.014	33.818	19.675 *	33.181	291.1							
3	<b>1'42.183</b>	17.899	33.127	19.534	31.623	289.5							
4	<b>1'42.251</b>	17.864	33.253	19.499	31.635	287.2							
5	<b>1'42.363</b>	17.870	33.220	19.574	31.699	288.7							
6	<b>1'42.578</b>	17.984	33.273	19.554	31.767	288.0							
7	<b>1'41.951</b>	17.799	33.114	19.461	31.577	288.0							
8	<b>1'42.406</b>	17.794	33.339	19.560	31.713	288.7							
9	<b>1'42.688</b>	17.848	33.317	19.668	31.855	288.0							

**Fastest Lap:** Manuel GONZALEZ SPA LIQUI MOLY Dynavolt Intact GP **1'41.288** 17.701 32.822 19.436 31.329

These data/results cannot be reproduced, stored and/or transmitted in whole or in part by any manner of electronic, mechanical, photocopying, recording, broadcasting or otherwise now known or herein after developed without the previous express consent by the copyright owner, except for reproduction in daily press and regular printed publications on sale to the public within 60 days of the event related to those data/results and always provided that copyright symbol appears together as follows below.

© MotoGP Sports Entertainment Group, 2026

Official MotoGP Timing by

www.motogp.com

Barcelona, Saturday, May 16, 2026

## Free Practice Nr. 2

## Moto2™

Lap	Lap Time	T1	T2	T3	T4	Speed	Lap	Lap Time	T1	T2	T3	T4	Speed
10	<b>1'42.729</b>	17.869	33.386	19.581	31.893	287.2	3	<b>1'43.498</b>	17.894	34.179	19.698	31.727	290.3
11	<b>1'42.903</b>	17.995	33.274	19.618	32.016	285.7	4	<b>1'42.819</b>	17.778	33.415	19.832	31.794	293.4
12	<b>1'43.158</b>	17.916	33.345	19.826	32.071	284.9	5	<b>1'42.279</b>	17.811	33.159	19.620	31.689	292.6
13	<b>1'43.387</b>	17.976	33.571	19.751	32.089	284.9	6	<b>1'42.416</b>	17.801	33.194	19.651	31.770	291.1
14	<b>1'43.846</b>	18.009	33.497	19.641	32.699	285.7	7	1'42.431 *	17.729	33.333	19.565 *	31.804	290.3
15	<b>1'43.228</b>	18.005	33.431	19.704	32.088	288.0	8	<b>1'42.516</b>	17.826	33.294	19.683	31.713	291.1
16	<b>1'43.616</b>	18.001	33.651	19.689	32.275	287.2	9	<b>1'42.474</b>	17.785	33.293	19.628	31.768	291.8
17	<b>1'44.069</b>	18.059	33.756	19.811	32.443	286.4	10	<b>1'42.451</b>	17.740	33.242	19.630	31.839	291.8
18	1'44.596 *	18.305 *	33.850	19.889	32.552	286.4	11	<b>1'42.868</b>	17.882	33.427	19.662	31.897	291.1

6th	11	Alex ESCRIG	KLINT Racing Team	SPA
		Runs=1	Total laps=17	Full laps=16 Valid laps=11

1	2'32.773	21.759	37.453	20.493	32.361	180.0
2	1'42.952 *	18.125	33.359	19.739	31.729 *	289.5
3	<b>1'42.352</b>	17.928	33.196	19.731	31.497	289.5
4	<b>1'42.085</b>	17.851	33.098	19.621	31.515	291.1
5	<b>1'42.566</b>	17.860	33.294	19.715	31.697	292.6
6	<b>1'42.622</b>	17.892	33.349	19.636	31.745	293.4
7	<b>1'42.537</b>	17.900	33.301	19.707	31.629	288.7
8	<b>1'42.617</b>	17.866	33.412	19.659	31.680	288.0
9	<b>1'42.340</b>	17.844	33.213	19.601	31.682	290.3
10	<b>1'42.738</b>	17.914	33.283	19.808	31.733	287.2
11	<b>1'42.394</b>	17.877	33.173	19.616	31.728	287.2
12	<b>1'42.877</b>	17.914	33.408	19.678	31.877	286.4
13	1'45.300 *	18.079	34.464 *	20.799	31.958	286.4
14	1'43.413 *	18.016	33.616 *	19.824	31.957	289.5
15	<b>1'49.774</b>	18.143	33.680	22.952	34.999	286.4
16	1'49.408 *	18.861 *	35.386	19.900	35.261	284.2
17	1'45.875 *	18.284	34.058	20.414 *	33.119	292.6

7th	98	Jose Antonio RUEDA	Red Bull KTM Ajo	SPA
		Runs=1	Total laps=18	Full laps=17 Valid laps=13

1	1'58.025	19.047	34.377	20.075	31.725	209.7
2	1'42.456 *	18.154	33.140 *	19.686	31.476	293.4
3	<b>1'42.452</b>	17.915	33.281	19.696	31.560	294.2
4	1'42.382 *	17.877	33.113	19.769 *	31.623	290.3
5	<b>1'42.142</b>	17.901	33.121	19.575	31.545	291.1
6	<b>1'42.172</b>	17.863	33.178	19.558	31.573	294.2
7	<b>1'42.276</b>	17.871	33.143	19.675	31.587	291.1
8	<b>1'42.440</b>	17.884	33.168	19.642	31.746	292.6
9	<b>1'42.787</b>	18.052	33.275	19.782	31.678	291.8
10	<b>1'42.475</b>	17.853	33.164	19.757	31.701	295.8
11	<b>1'43.202</b>	17.924	33.558	19.745	31.975	297.5
12	1'42.743 *	17.858	33.238	19.708	31.939 *	294.2
13	<b>1'42.990</b>	18.049	33.359	19.761	31.821	291.1
14	<b>1'43.044</b>	17.967	33.402	19.753	31.922	292.6
15	<b>1'43.148</b>	18.004	33.434	19.740	31.970	287.2
16	<b>1'43.386</b>	18.004	33.534	19.724	32.124	290.3
17	<b>1'44.058</b>	18.067	33.638	19.868	32.485	291.8
18	1'44.753 *	18.148	34.036	19.924	32.645 *	292.6

8th	28	Izan GUEVARA	BLU CRU Pramac Yama	SPA
		Runs=2	Total laps=15	Full laps=11 Valid laps=10

1	2'52.884	19.911	34.596	20.119	32.490	190.8
2	<b>1'43.032</b>	18.152	33.310	19.775	31.795	289.5

9th	53	Deniz ÖNCÜ	ELF Marc VDS Racing T	TUR
		Runs=1	Total laps=18	Full laps=17 Valid laps=6

1	1'53.091	19.726	33.889	19.965	32.029	199.6
2	<b>1'42.401</b>	17.982	33.302	19.580	31.537	289.5
3	1'42.824 *	17.875	33.247	19.743	31.959 *	291.8
4	<b>1'42.422</b>	17.872	33.110	19.693	31.747	293.4
5	1'42.422 *	17.837	33.196	19.612 *	31.777 *	292.6
6	<b>1'43.117</b>	17.839	33.551	19.863	31.864	291.1
7	1'42.687 *	17.742	33.211	19.812 *	31.922 *	291.1
8	<b>1'43.429</b>	17.983	33.695	19.800	31.951	290.3
9	<b>1'43.173</b>	17.843	33.577	19.758	31.995	291.1
10	1'43.657 *	17.842	33.572 *	20.045	32.198 *	291.1
11	1'43.645 *	18.150	33.596	19.730	32.169 *	288.7
12	1'44.020 *	18.066	33.833	19.889	32.232 *	291.8
13	1'43.962 *	17.989	33.723	19.993 *	32.257	290.3
14	1'44.499 *	17.947	34.039 *	19.912	32.601	291.1
15	<b>1'44.895</b>	18.023	34.033	20.102	32.737	291.1
16	1'46.243 *	18.203	35.004	20.182	32.854 *	286.4
17	1'45.994 *	18.143 *	34.548	20.270	33.033	290.3
18	1'46.640 *	18.254	34.708 *	20.328	33.350	293.4

10th	16	Joe ROBERTS	OnlyFans American Rac	USA
		Runs=2	Total laps=15	Full laps=12 Valid laps=11

1	2'09.734	20.593	35.861	20.953	33.796	183.9
2	<b>1'49.588</b>	19.088	35.052	20.171	35.277	283.4
3	<b>1'44.344</b>	18.482	33.782	19.959	32.121	294.2
4	<b>1'43.694</b>	18.217	33.498	19.934	32.045	288.7
5	<b>1'43.464</b>	18.116	33.459	19.894	31.995	288.0
6	<b>1'43.903</b>	18.474	33.544	19.906	31.979	288.0
7	<b>1'43.146</b>	18.040	33.397	19.828	31.881	292.6
8	1'56.211 P	18.721 *	34.849	20.316	42.325	289.5
9	6'31.458	23.288	39.482	20.084	32.048	122.7
10	<b>1'42.869</b>	18.136	33.311	19.703	31.719	288.7
11	<b>1'42.411</b>	17.907	33.136	19.617	31.751	289.5
12	<b>1'42.649</b>	17.999	33.195	19.676	31.779	287.2
13	<b>1'42.926</b>	17.965	33.328	19.712	31.921	287.2
14	<b>1'44.054</b>	18.015	34.023	19.951	32.065	287.2
15	1'46.848 *	18.682 *	35.975	20.012	32.179	286.4

<b>Fastest Lap:</b>	Manuel GONZALEZ	SPA	LIQUI MOLY Dynavolt Intact GP	<b>1'41.288</b>	17.701	32.822	19.436	31.329
---------------------	-----------------	-----	-------------------------------	-----------------	--------	--------	--------	--------

These data/results cannot be reproduced, stored and/or transmitted in whole or in part by any manner of electronic, mechanical, photocopying, recording, broadcasting or otherwise now known or herein after developed without the previous express consent by the copyright owner, except for reproduction in daily press and regular printed publications on sale to the public within 60 days of the event related to those data/results and always provided that copyright symbol appears together as follows below.

© MotoGP Sports Entertainment Group, 2026

Official MotoGP Timing by  TISSOT

www.motogp.com

Barcelona, Saturday, May 16, 2026

## Free Practice Nr. 2

Moto2™

Lap	Lap Time	T1	T2	T3	T4	Speed
<b>11th</b>	<b>80</b>	<b>David ALONSO</b>		CFMOTO Impulse Aspa COL		
		Runs=2	Total laps=14	Full laps=11	Valid laps=9	
1	2'05.190	19.201	34.590	20.278	32.299	203.7
2	1'43.288 *	18.079	33.356	19.908	31.945 *	289.5
3	1'43.793 *	18.101	33.653	20.078	31.961 *	292.6
4	<b>1'43.142</b>	17.978	33.464	19.851	31.849	294.2
5	<b>1'42.856</b>	17.965	33.341	19.748	31.802	294.2
6	<b>1'43.240</b>	17.933	33.817	19.752	31.738	293.4
7	<b>1'43.012</b>	17.939	33.435	19.803	31.835	292.6
8	<b>1'42.779</b>	17.878	33.403	19.737	31.761	292.6
9	1'53.087 P	18.036	33.868	19.918	41.265	288.0
10	7'52.043	21.871	34.419	20.035	31.976	133.1
11	<b>1'42.625</b>	18.053	33.344	19.658	31.570	288.0
12	<b>1'42.415</b>	17.848	33.245	19.650	31.672	289.5
13	<b>1'42.510</b>	17.895	33.255	19.650	31.710	291.1
14	<b>1'42.553</b>	17.856	33.306	19.667	31.724	291.8

Lap	Lap Time	T1	T2	T3	T4	Speed
<b>12th</b>	<b>95</b>	<b>Collin VEIJER</b>		Red Bull KTM Ajo NED		
		Runs=1	Total laps=18	Full laps=17	Valid laps=15	
1	2'04.861	20.050	34.692	20.240	32.133	182.1
2	1'43.280 *	18.257	33.437	19.830	31.756 *	283.4
3	<b>1'43.185</b>	18.115	33.678	19.793	31.599	288.7
4	<b>1'43.203</b>	17.985	33.518	19.668	32.032	292.6
5	<b>1'42.424</b>	17.880	33.154	19.593	31.797	293.4
6	<b>1'42.464</b>	17.878	33.177	19.664	31.745	293.4
7	<b>1'42.960</b>	18.037	33.379	19.752	31.792	291.1
8	<b>1'42.574</b>	17.916	33.296	19.636	31.726	293.4
9	<b>1'42.709</b>	17.927	33.294	19.664	31.824	291.1
10	<b>1'42.470</b>	17.935	33.192	19.637	31.706	290.3
11	<b>1'42.761</b>	17.901	33.309	19.671	31.880	291.1
12	<b>1'42.929</b>	17.911	33.396	19.703	31.919	290.3
13	<b>1'43.314</b>	18.062	33.491	19.762	31.999	289.5
14	<b>1'43.372</b>	18.007	33.560	19.828	31.977	290.3
15	<b>1'43.841</b>	18.027	33.647	19.702	32.465	292.6
16	<b>1'44.005</b>	18.086	33.686	19.846	32.387	292.6
17	1'44.265 *	18.120	33.769	19.900 *	32.476	290.3
18	<b>1'44.999</b>	18.284	34.039	19.901	32.775	290.3

Lap	Lap Time	T1	T2	T3	T4	Speed
<b>13th</b>	<b>84</b>	<b>Zonta VD GOORBERGH</b>		Momoven Idrofoglia R NED		
		Runs=2	Total laps=15	Full laps=12	Valid laps=12	
1	2'13.772	20.200	34.920	20.296	32.489	199.6
2	<b>1'44.619</b>	18.452	33.907	20.004	32.256	285.7
3	<b>1'45.806</b>	18.232	33.802	19.764	34.008	287.2
4	<b>1'43.886</b>	18.216	33.657	19.929	32.084	292.6
5	<b>1'43.588</b>	18.250	33.580	19.802	31.956	287.2
6	<b>1'43.541</b>	18.069	33.671	19.897	31.904	290.3
7	1'53.821 P	18.032	33.472	19.726	42.591	292.6
8	6'16.622	19.945	39.182	19.808	32.166	189.1
9	<b>1'42.812</b>	18.119	33.245	19.868	31.580	289.5
10	<b>1'42.460</b>	17.866	33.274	19.634	31.686	293.4
11	<b>1'42.882</b>	17.973	33.518	19.627	31.764	291.8
12	<b>1'42.642</b>	17.936	33.200	19.548	31.958	288.7
13	<b>1'43.516</b>	18.046	33.518	19.980	31.972	291.1
14	<b>1'42.928</b>	18.015	33.316	19.704	31.893	287.2

Lap	Lap Time	T1	T2	T3	T4	Speed
15	<b>1'44.119</b>	18.048	33.643	19.832	32.596	288.0
<b>14th</b>	<b>17</b>	<b>Daniel MUÑOZ</b>		Italtrans Racing Team SPA		
		Runs=1	Total laps=18	Full laps=17	Valid laps=12	
1	1'46.963	18.838	34.129	19.871	31.869	201.4
2	<b>1'42.833</b>	18.203	33.373	19.721	31.536	284.9
3	<b>1'42.907</b>	18.072	33.503	19.638	31.694	288.0
4	<b>1'42.524</b>	18.037	33.332	19.586	31.569	289.5
5	<b>1'42.555</b>	18.033	33.350	19.619	31.553	286.4
6	<b>1'42.620</b>	18.029	33.280	19.722	31.589	286.4
7	<b>1'42.489</b>	17.995	33.284	19.656	31.554	286.4
8	<b>1'42.865</b>	17.982	33.454	19.743	31.686	288.7
9	<b>1'42.964</b>	18.053	33.434	19.749	31.728	285.7
10	1'42.781 *	18.004	33.398	19.701 *	31.678	286.4
11	1'42.900 *	17.953	33.439	19.658	31.850 *	286.4
12	1'43.538 *	18.178	33.534	19.857	31.969 *	288.0
13	<b>1'43.520</b>	18.188	33.607	19.754	31.971	284.2
14	<b>1'43.419</b>	18.101	33.576	19.833	31.909	285.7
15	<b>1'43.653</b>	18.121	33.605	19.793	32.134	284.9
16	1'44.419 *	18.379	33.931	19.890	32.219 *	284.9
17	1'44.340 *	18.241	33.816	19.882	32.401 *	285.7
18	<b>1'44.601</b>	18.374	34.001	19.911	32.315	284.9

Lap	Lap Time	T1	T2	T3	T4	Speed
<b>15th</b>	<b>13</b>	<b>Celestino VIETTI</b>		Beta Tools SpeedRS Tea ITA		
		Runs=2	Total laps=14	Full laps=11	Valid laps=10	
1	2'00.138	20.043	34.623	20.000	32.124	193.8
2	<b>1'43.364</b>	18.275	33.509	19.737	31.843	293.4
3	<b>1'42.830</b>	17.977	33.434	19.631	31.788	294.2
4	<b>1'42.512</b>	17.926	33.185	19.662	31.739	295.8
5	<b>1'42.621</b>	17.847	33.352	19.563	31.859	296.7
6	<b>1'42.883</b>	17.950	33.366	19.683	31.884	295.8
7	<b>1'43.091</b>	17.892	33.520	19.804	31.875	295.0
8	1'52.884 P	17.868	33.553	19.739	41.724	294.2
9	7'22.656	19.411	34.402	20.020	32.147	198.1
10	<b>1'42.792</b>	17.974	33.389	19.643	31.786	290.3
11	<b>1'42.663</b>	18.008	33.375	19.620	31.660	291.8
12	1'42.595 *	17.815	33.236	19.633 *	31.911	292.6
13	<b>1'42.659</b>	17.887	33.350	19.588	31.834	291.8
14	<b>1'42.712</b>	17.898	33.363	19.587	31.864	291.1

Lap	Lap Time	T1	T2	T3	T4	Speed
<b>16th</b>	<b>3</b>	<b>Sergio GARCIA</b>		ITALJET Gresini Moto2 SPA		
		Runs=1	Total laps=18	Full laps=17	Valid laps=10	
1	1'49.938	24.116	34.223	19.931	31.998	190.1
2	<b>1'42.707</b>	18.129	33.307	19.595	31.676	287.2
3	<b>1'42.533</b>	17.887	33.336	19.649	31.661	291.1
4	<b>1'42.972</b>	18.032	33.407	19.791	31.742	288.0
5	<b>1'42.738</b>	17.984	33.407	19.584	31.763	287.2
6	<b>1'42.830</b>	17.978	33.402	19.660	31.790	287.2
7	<b>1'42.825</b>	17.955	33.395	19.728	31.747	286.4
8	1'43.274 *	17.998	33.677	19.759 *	31.840 *	287.2
9	1'43.587 *	18.099	33.513	19.759	32.216 *	285.7
10	<b>1'43.490</b>	18.047	33.580	19.748	32.115	287.2
11	<b>1'43.946</b>	18.095	33.834	19.878	32.139	285.7
12	1'43.814 *	18.126	33.770	19.816	32.102 *	284.9
13	1'49.836 *	18.231	39.136	20.108	32.361 *	284.2

**Fastest Lap:** Manuel GONZALEZ SPA LIQUI MOLY Dynavolt Intact GP **1'41.288** 17.701 32.822 19.436 31.329

These data/results cannot be reproduced, stored and/or transmitted in whole or in part by any manner of electronic, mechanical, photocopying, recording, broadcasting or otherwise now known or herein after developed without the previous express consent by the copyright owner, except for reproduction in daily press and regular printed publications on sale to the public within 60 days of the event related to those data/results and always provided that copyright symbol appears together as follows below.

© MotoGP Sports Entertainment Group, 2026

Official MotoGP Timing by  TISSOT

www.motogp.com

Barcelona, Saturday, May 16, 2026

Page 3 of 5



## Free Practice Nr. 2

Moto2™

Lap	Lap Time	T1	T2	T3	T4	Speed
14	<b>1'44.587</b>	18.196	33.751	20.167	32.473	286.4
15	1'48.379 *	18.137	34.115	19.880	36.247 *	288.7
16	<b>1'49.789</b>	18.354	35.149	20.224	36.062	288.0
17	1'47.652 *	18.815	35.631	20.141	33.065 *	286.4
18	1'47.203 *	18.727 *	34.806	20.261	33.409 *	283.4

17th		14	Tony ARBOLINO		REDS Fantic Racing	ITA
		Runs=1	Total laps=18	Full laps=17	Valid laps=16	
1	2'20.465	18.735	34.740	20.200	32.054	206.8
2	<b>1'42.560</b>	18.050	33.237	19.619	31.654	292.6
3	<b>1'42.544</b>	17.995	33.236	19.672	31.641	292.6
4	<b>1'42.560</b>	17.962	33.269	19.654	31.675	295.0
5	<b>1'42.903</b>	17.952	33.252	19.821	31.878	291.1
6	<b>1'42.910</b>	17.886	33.398	19.809	31.817	295.0
7	<b>1'42.784</b>	17.991	33.364	19.620	31.809	290.3
8	<b>1'42.775</b>	17.877	33.381	19.716	31.801	294.2
9	<b>1'43.188</b>	17.898	33.483	19.834	31.973	291.1
10	<b>1'43.120</b>	17.963	33.409	19.739	32.009	291.1
11	<b>1'43.642</b>	17.992	33.604	19.822	32.224	290.3
12	<b>1'43.581</b>	18.010	33.598	19.864	32.109	289.5
13	<b>1'43.750</b>	18.050	33.729	19.779	32.192	289.5
14	<b>1'43.869</b>	18.060	33.705	19.886	32.218	289.5
15	<b>1'44.004</b>	18.013	33.879	19.822	32.290	289.5
16	<b>1'45.057</b>	18.113	34.005	20.236	32.703	289.5
17	<b>1'44.784</b>	18.086	34.087	20.025	32.586	291.1
18	1'49.424 *	18.877 *	36.837	20.683	33.027	290.3

18th		7	Barry BALTUS		REDS Fantic Racing	BEL
		Runs=3	Total laps=6	Full laps=3	Valid laps=3	
1	2'26.191 P	18.490	34.557	21.115	43.523	200.0
2	9'17.329 P	18.817	35.362	22.173	44.243	189.1
3	14'17.942 *	17.936	33.596 *	19.730	31.898	198.5
4	<b>1'43.288</b>	18.107	33.351	19.689	32.141	286.4
5	<b>1'42.669</b>	17.836	33.163	19.747	31.923	291.8
6	<b>1'42.612</b>	18.039	33.257	19.692	31.624	284.2

19th		44	Aron CANET		ELF Marc VDS Racing T	SPA
		Runs=1	Total laps=17	Full laps=16	Valid laps=14	
1	2'31.492	22.489	34.988	19.838	32.489	153.8
2	<b>1'42.975</b>	18.268	33.324	19.616	31.767	289.5
3	<b>1'42.620</b>	18.039	33.287	19.624	31.670	288.0
4	<b>1'42.692</b>	18.028	33.314	19.700	31.650	288.7
5	<b>1'42.676</b>	17.982	33.317	19.732	31.645	291.1
6	<b>1'43.832</b>	17.889	33.363	19.734	32.846	290.3
7	<b>1'42.860</b>	17.948	33.401	19.729	31.782	291.1
8	<b>1'43.080</b>	17.866	33.556	19.710	31.948	292.6
9	<b>1'43.460</b>	17.998	33.632	19.848	31.982	290.3
10	<b>1'43.610</b>	17.982	33.722	19.935	31.971	291.1
11	<b>1'43.684</b>	17.969	33.697	19.893	32.125	289.5
12	<b>1'44.085</b>	18.083	33.778	19.932	32.292	288.7
13	<b>1'44.327</b>	18.180	33.939	19.840	32.368	290.3
14	<b>1'44.407</b>	18.131	34.012	19.917	32.347	290.3
15	1'47.735 *	19.816 *	35.742	19.836	32.341	288.0
16	<b>1'44.247</b>	18.052	34.038	19.880	32.277	291.1
17	1'53.390 *	20.898 *	37.225	20.913	34.354	291.1

20th		32	Luca LUNETTA		Beta Tools SpeedRS Tea	ITA
		Runs=2	Total laps=15	Full laps=12	Valid laps=12	
1	1'59.072	19.587	35.230	20.109	32.154	205.7
2	<b>1'42.979</b>	18.122	33.321	19.733	31.803	291.1
3	<b>1'42.710</b>	17.960	33.261	19.689	31.800	288.0
4	<b>1'42.753</b>	17.894	33.264	19.715	31.880	290.3
5	<b>1'43.168</b>	18.020	33.409	19.710	32.029	289.5
6	<b>1'44.062</b>	17.992	34.095	19.928	32.047	291.1
7	<b>1'43.165</b>	17.946	33.679	19.677	31.863	291.8
8	<b>1'42.944</b>	17.906	33.486	19.688	31.864	295.0
9	1'57.546 P	18.091	34.724	20.332	44.399	289.5
10	5'56.291	19.772	34.804	19.917	32.294	177.3
11	<b>1'43.176</b>	18.143	33.421	19.686	31.926	287.2
12	<b>1'42.716</b>	18.034	33.310	19.567	31.805	285.7
13	<b>1'42.828</b>	17.983	33.374	19.556	31.915	288.0
14	<b>1'42.688</b>	17.996	33.344	19.592	31.756	288.7
15	<b>1'42.895</b>	18.007	33.394	19.578	31.916	287.2

21st		71	Ayumu SASAKI		Momoven Idrofoglia R	JPN
		Runs=1	Total laps=18	Full laps=17	Valid laps=13	
1	2'11.912	20.739	34.722	19.853	31.768	159.2
2	1'43.013 *	18.251	33.353	19.715	31.694 *	284.9
3	<b>1'42.892</b>	18.112	33.335	19.707	31.738	287.2
4	<b>1'42.715</b>	18.004	33.291	19.614	31.806	288.0
5	<b>1'43.336</b>	18.021	33.544	19.768	32.003	288.0
6	<b>1'43.251</b>	18.067	33.536	19.736	31.912	290.3
7	<b>1'43.100</b>	18.017	33.420	19.743	31.920	288.0
8	<b>1'43.159</b>	18.165	33.469	19.644	31.881	285.7
9	1'43.178 *	17.945	33.600	19.721	31.912 *	292.6
10	<b>1'43.208</b>	18.061	33.483	19.726	31.938	289.5
11	<b>1'43.773</b>	18.072	33.624	19.751	32.326	288.0
12	<b>1'43.694</b>	18.117	33.669	19.827	32.081	287.2
13	<b>1'43.976</b>	18.121	33.764	19.822	32.269	289.5
14	<b>1'44.161</b>	18.139	33.841	19.843	32.338	289.5
15	<b>1'44.542</b>	18.213	33.930	19.863	32.536	285.7
16	1'48.016 *	19.663 *	35.519	20.177	32.657	285.7
17	<b>1'44.762</b>	18.276	34.069	19.923	32.494	284.9
18	1'47.534 *	19.025 *	34.718	20.223	33.568	286.4

22nd		10	Unai ORRADRE		QJMOTOR - Bordoy -	SPA
		Runs=2	Total laps=15	Full laps=12	Valid laps=6	
1	2'03.558	20.090	35.102	20.266	32.540	191.8
2	1'44.147 *	18.446	33.580	20.062	32.059 *	285.7
3	1'43.337 *	18.231	33.449	19.763	31.894 *	287.2
4	<b>1'43.378</b>	18.124	33.547	19.717	31.990	290.3
5	1'44.284 *	18.151	34.179	20.024	31.930 *	288.0
6	<b>1'43.330</b>	18.073	33.611	19.788	31.858	290.3
7	<b>1'43.338</b>	18.021	33.482	19.974	31.861	288.7
8	1'43.584 *	18.113	33.642	19.746	32.083 *	289.5
9	2'00.678 P	18.681 *	38.190	20.344	43.463	288.0
10	5'23.473	20.328	34.312	20.044	32.067	196.0
11	<b>1'42.794</b>	17.996	33.395	19.680	31.723	290.3
12	<b>1'42.899</b>	17.978	33.454	19.600	31.867	291.8
13	1'42.359 *	17.919	33.229 *	19.625	31.586	292.6

**Fastest Lap:** Manuel GONZALEZ SPA LIQUI MOLY Dynavolt Intact GP **1'41.288** 17.701 32.822 19.436 31.329

These data/results cannot be reproduced, stored and/or transmitted in whole or in part by any manner of electronic, mechanical, photocopying, recording, broadcasting or otherwise now known or herein after developed without the previous express consent by the copyright owner, except for reproduction in daily press and regular printed publications on sale to the public within 60 days of the event related to those data/results and always provided that copyright symbol appears together as follows below.

© MotoGP Sports Entertainment Group, 2026

Official MotoGP Timing by  TISSOT

www.motogp.com

Barcelona, Saturday, May 16, 2026

## Free Practice Nr. 2

Moto2™

Lap	Lap Time	T1	T2	T3	T4	Speed	Lap	Lap Time	T1	T2	T3	T4	Speed	
14	1'42.733	17.974	33.309	19.625	31.825	292.6	13	1'44.036 *	18.066	33.784	19.868	32.318 *	287.2	
15	1'46.614 *	18.629 *	35.293	19.706	32.986	291.1	14	1'44.268 *	18.124	33.840	19.920	32.384 *	287.2	
<b>23rd</b>	<b>54</b>	<b>Alberto FERRANDEZ</b>				BLU CRU Pramac Yama SPA	<b>26th</b>	<b>72</b>	<b>Taiyo FURUSATO</b>				Idemitsu Honda Team JPN	
		Runs=2	Total laps=14	Full laps=11	Valid laps=8			Runs=2	Total laps=14	Full laps=11	Valid laps=6			
1	2'53.002	19.262	34.869	20.251	32.737	200.0	1	2'01.156	19.998	35.392	21.266	32.798	201.1	
2	1'43.055	18.217	33.406	19.720	31.712	291.8	2	1'45.189 *	18.550	34.124	19.940 *	32.575	291.1	
3	1'42.958	17.931	33.348	19.730	31.949	295.8	3	1'47.032 *	18.493	35.319	20.530 *	32.690 *	292.6	
4	1'43.653	17.993	33.467	19.776	32.417	288.7	4	1'56.506 P	18.225	33.951 *	20.183	44.147	294.2	
5	1'42.788 *	17.928	33.333	19.723	31.804 *	292.6	5	6'20.495 *	20.446	35.229	19.901 *	31.963 *	165.6	
6	1'43.082	17.972	33.468	19.726	31.916	291.1	6	1'43.154 *	18.027	33.437	19.735	31.955 *	291.1	
7	1'43.128 *	18.017	33.445	19.699 *	31.967 *	289.5	7	1'45.996	18.603	35.394	19.832	32.167	292.6	
8	1'43.216	17.921	33.495	19.782	32.018	291.8	8	1'43.504	18.168	33.603	19.759	31.974	293.4	
9	1'42.934	17.891	33.428	19.750	31.865	289.5	9	1'43.422	18.075	33.560	19.673	32.114	300.0	
10	1'43.195	17.848	33.508	19.778	32.061	293.4	10	1'43.396	18.009	33.610	19.740	32.037	291.1	
11	1'46.823 *	18.164	35.134	20.563	32.962 *	291.1	11	1'46.628 *	17.896 *	35.735	19.928	33.069	290.3	
12	1'54.767 P	18.098	33.688	19.881	43.100	291.1	12	1'43.859	18.134	33.606	19.840	32.279	290.3	
13	6'58.671	19.311	35.381	19.913	32.075	193.8	13	1'44.355	18.259	33.964	19.811	32.321	291.8	
14	1'42.974	17.968	33.460	19.611	31.935	288.7	14	1'45.541 *	18.110	33.805	19.976 *	33.650	291.1	
<b>24th</b>	<b>99</b>	<b>Adrian HUERTAS</b>				Italtrans Racing Team SPA	<b>27th</b>	<b>4</b>	<b>Ivan ORTOLA</b>				QJMOTOR - Bordoy - SPA	
		Runs=1	Total laps=18	Full laps=17	Valid laps=16			Runs=2	Total laps=13	Full laps=10	Valid laps=9			
1	1'48.728	19.326	34.260	20.056	32.290	201.1	1	2'21.665	27.404	35.686	20.885	33.187	200.7	
2	1'43.503	18.132	33.660	19.728	31.983	288.0	2	1'44.315	18.161	33.986	19.767	32.401	291.1	
3	1'43.474	17.991	33.807	19.719	31.957	291.1	3	1'44.055	18.176	33.787	19.945	32.147	293.4	
4	1'43.174	17.947	33.548	19.738	31.941	288.0	4	1'43.881	18.084	33.761	19.775	32.261	291.1	
5	1'43.653	18.001	33.694	19.856	32.102	288.7	5	1'44.166	18.088	33.786	19.921	32.371	295.0	
6	1'43.646	17.917	33.666	19.934	32.129	290.3	6	1'44.265	18.127	33.815	19.855	32.468	294.2	
7	1'43.762 *	18.052	33.700	19.918	32.092 *	288.7	7	2'03.114 P	18.088	33.830	26.587	44.609	293.4	
8	1'43.860	17.927	33.677	19.800	32.456	290.3	8	9'07.995	21.525	34.544	20.166	32.432	178.8	
9	1'43.280	17.904	33.529	19.836	32.011	288.0	9	1'43.767 *	18.093	33.736	19.852	32.086 *	286.4	
10	1'43.768	18.140	33.633	19.878	32.117	287.2	10	1'43.439	18.081	33.459	19.643	32.256	291.1	
11	1'43.659	17.929	33.642	19.911	32.177	289.5	11	1'43.525	18.035	33.677	19.769	32.044	289.5	
12	1'43.693	17.945	33.704	19.916	32.128	290.3	12	1'43.806	18.044	33.717	19.834	32.211	291.8	
13	1'43.839	17.924	33.890	19.800	32.225	289.5	13	1'43.792	18.062	33.784	19.743	32.203	289.5	
14	1'44.129	18.026	33.828	19.914	32.361	288.7								
15	1'44.120	18.051	33.820	19.883	32.366	291.1								
16	1'45.145	18.422	34.464	19.844	32.415	281.9								
17	1'44.417	18.019	33.913	19.932	32.553	291.1								
18	1'44.674	18.128	34.052	19.973	32.521	288.7								
<b>25th</b>	<b>85</b>	<b>Xabi ZURUTUZA</b>				KLINT Racing Team SPA								
		Runs=2	Total laps=15	Full laps=12	Valid laps=7									
1	2'05.263	20.108	35.868	20.296	32.147	172.5								
2	1'43.356	18.148	33.499	19.820	31.889	293.4								
3	1'43.954	18.064	33.732	20.053	32.105	298.3								
4	1'43.191	17.975	33.499	19.834	31.883	294.2								
5	1'43.476	17.926	33.486	19.812	32.252	292.6								
6	1'43.772 *	17.764 *	33.957	19.900	32.151	293.4								
7	1'43.722	18.068	33.595	19.904	32.155	291.1								
8	1'43.598	17.979	33.521	19.878	32.220	289.5								
9	1'57.459 P	18.206 *	36.694	19.849	42.710	291.8								
10	5'47.903 *	17.691	34.448	20.033	32.400 *	190.8								
11	1'44.218 *	18.155	33.833	19.939 *	32.291	288.0								
12	1'44.145 *	18.082	33.784	19.920 *	32.359	288.7								

**Fastest Lap:** Manuel GONZALEZ SPA LIQUI MOLY Dynavolt Intact GP 1'41.288 17.701 32.822 19.436 31.329

These data/results cannot be reproduced, stored and/or transmitted in whole or in part by any manner of electronic, mechanical, photocopying, recording, broadcasting or otherwise now known or herein after developed without the previous express consent by the copyright owner, except for reproduction in daily press and regular printed publications on sale to the public within 60 days of the event related to those data/results and always provided that copyright symbol appears together as follows below.

© MotoGP Sports Entertainment Group, 2026

Official MotoGP Timing by  TISSOT

www.motogp.com

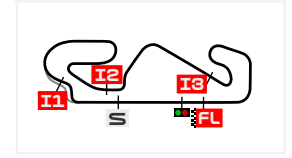
Barcelona, Saturday, May 16, 2026

Page 5 of 5

# BEST PARTIAL TIMES

## MONSTER ENERGY GRAND PRIX OF CATALONIA

### FREE PRACTICE NR. 2



Circuit de Barcelona-Catalunya#657 m.

*IT* Ideal Lap Time, sum of the best partial times

*BT* Best Lap Time

Pos	T1		T2		T3		T4		Pos	Rider	IT	BT	
	Rider	Time	Rider	Time	Rider	Time	Rider	Time					
1	M.GONZALEZ	17.655	A.LOPEZ	32.682	D.HOLGADO	19.420	A.LOPEZ	31.250	1	A.LOPEZ	1'41.227	1'41.392	(2)
2	<b>I.GUEVARA</b>	<b>17.729</b>	<b>M.GONZALEZ</b>	<b>32.822</b>	<b>S.AGIUS</b>	<b>19.433</b>	<b>S.AGIUS</b>	<b>31.294</b>	2	M.GONZALEZ	1'41.242	1'41.288	(1)
3	D.ÖNCÜ	17.742	S.AGIUS	32.885	M.GONZALEZ	19.436	M.GONZALEZ	31.329	3	S.AGIUS	1'41.458	1'41.723	(4)
4	<b>F.SALAC</b>	<b>17.794</b>	<b>D.HOLGADO</b>	<b>32.946</b>	<b>F.SALAC</b>	<b>19.461</b>	<b>D.HOLGADO</b>	<b>31.449</b>	4	D.HOLGADO	1'41.615	1'41.641	(3)
5	D.HOLGADO	17.800	I.GUEVARA	33.067	A.LOPEZ	19.494	J.RUEDA	31.476	5	F.SALAC	1'41.946	1'41.951	(5)
6	<b>A.LOPEZ</b>	<b>17.801</b>	<b>A.ESCRIG</b>	<b>33.098</b>	<b>Z.VD GOORBER</b>	<b>19.548</b>	<b>A.ESCRIG</b>	<b>31.497</b>	6	D.ÖNCÜ	1'41.969	1'42.401	(9)
7	C.VIETTI	17.815	D.ÖNCÜ	33.110	L.LUNETTA	19.556	D.MUÑOZ	31.536	7	J.RUEDA	1'42.000	1'42.142	(7)
8	<b>B.BALTUS</b>	<b>17.836</b>	<b>J.RUEDA</b>	<b>33.113</b>	<b>J.RUEDA</b>	<b>19.558</b>	<b>D.ÖNCÜ</b>	<b>31.537</b>	8	A.ESCRIG	1'42.040	1'42.085	(6)
9	A.ESCRIG	17.844	F.SALAC	33.114	C.VIETTI	19.563	D.ALONSO	31.570	9	I.GUEVARA	1'42.105	1'42.253	(8)
10	<b>S.AGIUS</b>	<b>17.846</b>	<b>J.ROBERTS</b>	<b>33.136</b>	<b>D.ÖNCÜ</b>	<b>19.580</b>	<b>F.SALAC</b>	<b>31.577</b>	10	Z.VD GOORBERGH	1'42.194	1'42.460	(13)
11	A.FERRANDEZ	17.848	C.VEIJER	33.154	S.GARCIA	19.584	Z.VD GOORBER	31.580	11	C.VIETTI	1'42.223	1'42.512	(15)
12	<b>D.ALONSO</b>	<b>17.848</b>	<b>B.BALTUS</b>	<b>33.163</b>	<b>D.MUÑOZ</b>	<b>19.586</b>	<b>U.ORRADRE</b>	<b>31.586</b>	12	C.VEIJER	1'42.224	1'42.424	(12)
13	J.RUEDA	17.853	C.VIETTI	33.185	C.VEIJER	19.593	C.VEIJER	31.599	13	B.BALTUS	1'42.312	1'42.612	(18)
14	<b>A.CANET</b>	<b>17.866</b>	<b>Z.VD GOORBER</b>	<b>33.200</b>	<b>U.ORRADRE</b>	<b>19.600</b>	<b>B.BALTUS</b>	<b>31.624</b>	14	D.ALONSO	1'42.313	1'42.415	(11)
15	Z.VD GOORBER	17.866	T.ARBOLINO	33.236	A.ESCRIG	19.601	T.ARBOLINO	31.641	15	D.MUÑOZ	1'42.355	1'42.489	(14)
16	<b>T.ARBOLINO</b>	<b>17.877</b>	<b>D.ALONSO</b>	<b>33.245</b>	<b>A.FERRANDEZ</b>	<b>19.611</b>	<b>A.CANET</b>	<b>31.645</b>	16	T.ARBOLINO	1'42.373	1'42.544	(17)
17	C.VEIJER	17.878	L.LUNETTA	33.261	A.SASAKI	19.614	C.VIETTI	31.660	17	J.ROBERTS	1'42.379	1'42.411	(10)
18	<b>S.GARCIA</b>	<b>17.887</b>	<b>D.MUÑOZ</b>	<b>33.280</b>	<b>A.CANET</b>	<b>19.616</b>	<b>S.GARCIA</b>	<b>31.661</b>	18	U.ORRADRE	1'42.414	1'42.733	(22)
19	L.LUNETTA	17.894	A.CANET	33.287	J.ROBERTS	19.617	I.GUEVARA	31.689	18	A.CANET	1'42.414	1'42.620	(19)
20	<b>A.HUERTAS</b>	<b>17.904</b>	<b>A.SASAKI</b>	<b>33.291</b>	<b>T.ARBOLINO</b>	<b>19.619</b>	<b>A.FERRANDEZ</b>	<b>31.712</b>	20	S.GARCIA	1'42.439	1'42.533	(16)
21	J.ROBERTS	17.907	S.GARCIA	33.307	I.GUEVARA	19.620	J.ROBERTS	31.719	21	L.LUNETTA	1'42.467	1'42.688	(20)
22	<b>U.ORRADRE</b>	<b>17.919</b>	<b>U.ORRADRE</b>	<b>33.309</b>	<b>I.ORTOLA</b>	<b>19.643</b>	<b>A.SASAKI</b>	<b>31.738</b>	22	A.FERRANDEZ	1'42.504	1'42.934	(23)
23	X.ZURUTUZA	17.926	A.FERRANDEZ	33.333	D.ALONSO	19.650	L.LUNETTA	31.756	23	A.SASAKI	1'42.588	1'42.715	(21)
24	<b>A.SASAKI</b>	<b>17.945</b>	<b>T.FURUSATO</b>	<b>33.437</b>	<b>T.FURUSATO</b>	<b>19.673</b>	<b>X.ZURUTUZA</b>	<b>31.883</b>	24	T.FURUSATO	1'43.093	1'43.396	(26)
25	D.MUÑOZ	17.953	I.ORTOLA	33.459	B.BALTUS	19.689	A.HUERTAS	31.941	24	A.HUERTAS	1'43.093	1'43.174	(24)

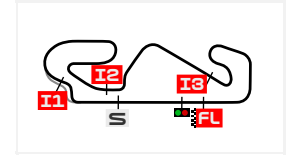
These data/results cannot be reproduced, stored and/or transmitted in whole or in part by any manner of electronic, mechanical, photocopying, recording, broadcasting or otherwise now known or herein after developed without the previous express consent by the copyright owner, except for reproduction in daily press and regular printed publications on sale to the public within 60 days of the event related to those data/results and always provided that copyright symbol appears together as follows below.

© MotoGP Sports Entertainment Group, 2026

## BEST PARTIAL TIMES

### MONSTER ENERGY GRAND PRIX OF CATALONIA

#### FREE PRACTICE NR. 2



Circuit de Barcelona-Catalunya 4.657 m.

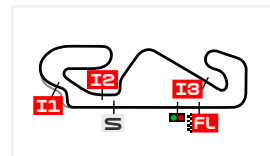
*IT* Ideal Lap Time, sum of the best partial times

*BT* Best Lap Time

Pos	T1		T2		T3		T4		Pos	Rider	IT	BT	
	Rider	Time	Rider	Time	Rider	Time	Rider	Time					
26	<b>T.FURUSATO</b>	<b>18.009</b>	<b>X.ZURUTUZA</b>	<b>33.486</b>	<b>A.HUERTAS</b>	<b>19.719</b>	<b>T.FURUSATO</b>	<b>31.974</b>	26	X.ZURUTUZA	1'43.107	1'43.191	(25)
27	I.ORTOLA	18.035	A.HUERTAS	33.529	X.ZURUTUZA	19.812	I.ORTOLA	32.044	27	I.ORTOLA	1'43.181	1'43.439	(27)

These data/results cannot be reproduced, stored and/or transmitted in whole or in part by any manner of electronic, mechanical, photocopying, recording, broadcasting or otherwise now known or herein after developed without the previous express consent by the copyright owner, except for reproduction in daily press and regular printed publications on sale to the public within 60 days of the event related to those data/results and always provided that copyright symbol appears together as follows below.

© MotoGP Sports Entertainment Group, 2026


**FASTEST LAPS SEQUENCE****MONSTER ENERGY GRAND PRIX OF CATALONIA  
FREE PRACTICE NR. 2**

Circuit de Barcelona-Catalunya 4657 m.

<i>Practice Time</i>	<i>#</i>	<i>Rider</i>	<i>Nation</i>	<i>Motorcycle</i>	<i>Time</i>	<i>Km/h</i>	<i>Rider's Lap</i>
<b>3'29.796</b>	17	<b>Daniel MUÑOZ</b>	SPA	KALEX	<b>1'42.833</b>	163.0	2
<b>3'32.645</b>	3	<b>Sergio GARCIA</b>	SPA	KALEX	<b>1'42.707</b>	163.2	2
<b>3'35.492</b>	53	<b>Deniz ÖNCÜ</b>	TUR	BOSCOSCURO	<b>1'42.401</b>	163.7	2
<b>3'40.123</b>	96	<b>Daniel HOLGADO</b>	SPA	KALEX	<b>1'41.974</b>	164.4	2
<b>5'21.764</b>	96	<b>Daniel HOLGADO</b>	SPA	KALEX	<b>1'41.641</b>	164.9	3
<b>16'16.560</b>	21	<b>Alonso LOPEZ</b>	SPA	KALEX	<b>1'41.392</b>	165.3	7
<b>25'02.759</b>	18	<b>Manuel GONZALEZ</b>	SPA	KALEX	<b>1'41.288</b>	165.5	12

These data/results cannot be reproduced, stored and/or transmitted in whole or in part by any manner of electronic, mechanical, photocopying, recording, broadcasting or otherwise now known or herein after developed without the previous express consent by the copyright owner, except for reproduction in daily press and regular printed publications on sale to the public within 60 days of the event related to those data/results and always provided that copyright symbol appears together as follows below.

© MotoGP Sports Entertainment Group, 2026

Official MotoGP Timing by  TISSOT  
www.motogp.com

Barcelona, Saturday, May 16, 2026