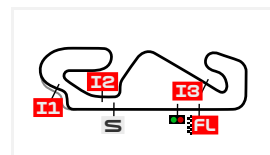


## CLASSIFICATION

### MONSTER ENERGY GRAND PRIX OF CATALONIA FREE PRACTICE NR. 2



Circuit de Barcelona-Catalunya 4657 m.

#	Rider	Nation	Team	Motorcycle	Time	Lap Total	Gap	T. Speed
1	31 Adrian FERNANDEZ	SPA	Leopard Racing	HONDA	<b>1'47.412</b>	14 15		<b>247.1</b>
2	51 Brian URIARTE	SPA	Red Bull KTM Ajo	KTM	<b>1'47.436</b>	12 12	0.024 0.024	<b>242.6</b>
3	22 David ALMANSA	SPA	Liqui Moly Dynavolt Intact GP	KTM	<b>1'47.508</b>	9 9	0.096 0.072	<b>244.8</b>
4	28 Maximo QUILES	SPA	CFMOTO Gaviota Aspar Team	KTM	<b>1'47.568</b>	11 17	0.156 0.060	<b>245.4</b>
5	64 David MUÑOZ	SPA	Liqui Moly Dynavolt Intact GP	KTM	<b>1'47.596</b>	6 11	0.184 0.028	<b>246.0</b>
6	13 Hakim DANISH	MAL	AEON Credit - MT Helmets - MSI	KTM	<b>1'47.789</b>	6 17	0.377 0.193	<b>246.0</b>
7	78 Joel ESTEBAN	SPA	LEVEL UP - MTA	KTM	<b>1'47.929</b>	10 17	0.517 0.140	<b>247.7</b>
8	66 Joel KELSO	AUS	GRYD - MLav Racing	HONDA	<b>1'47.961</b>	4 15	0.549 0.032	<b>247.7</b>
9	97 Marco MORELLI	ARG	CFMOTO Gaviota Aspar Team	KTM	<b>1'47.980</b>	13 16	0.568 0.019	<b>242.1</b>
10	54 Jesus RIOS	SPA	Rivacold Snipers Team	HONDA	<b>1'47.987</b>	8 17	0.575 0.007	<b>242.6</b>
11	27 Rico SALMELA	FIN	Red Bull KTM Tech3	KTM	<b>1'48.021</b>	12 13	0.609 0.034	<b>246.0</b>
12	94 Guido PINI	ITA	Leopard Racing	HONDA	<b>1'48.067</b>	10 15	0.655 0.046	<b>246.0</b>
13	9 Veda PRATAMA	INA	Honda Team Asia	HONDA	<b>1'48.152</b>	14 17	0.740 0.085	<b>247.1</b>
14	18 Matteo BERTELLE	ITA	LEVEL UP - MTA	KTM	<b>1'48.298</b>	15 17	0.886 0.146	<b>247.7</b>
15	21 Ruche MOODLEY	RSA	CODE Motorsports	KTM	<b>1'48.337</b>	10 14	0.925 0.039	<b>245.4</b>
16	67 Casey O'GORMAN	IRL	SIC58 Squadra Corse	HONDA	<b>1'48.387</b>	5 16	0.975 0.050	<b>244.3</b>
17	8 Eddie O'SHEA	GBR	GRYD - MLav Racing	HONDA	<b>1'48.445</b>	12 17	1.033 0.058	<b>253.5</b>
18	19 Scott OGDEN	GBR	CIP Green Power	KTM	<b>1'48.474</b>	12 14	1.062 0.029	<b>245.4</b>
19	73 Valentin PERRONE	ARG	Red Bull KTM Tech3	KTM	<b>1'48.499</b>	3 10	1.087 0.025	<b>241.6</b>
20	83 Alvaro CARPE	SPA	Red Bull KTM Ajo	KTM	<b>1'48.566</b>	5 7	1.154 0.067	<b>246.5</b>
21	10 Nicola CARRARO	ITA	Rivacold Snipers Team	HONDA	<b>1'48.568</b>	8 14	1.156 0.002	<b>243.2</b>
22	11 Adrian CRUCES	SPA	CIP Green Power	KTM	<b>1'48.580</b>	6 17	1.168 0.012	<b>247.1</b>
23	6 Ryusei YAMANAKA	JPN	AEON Credit - MT Helmets - MSI	KTM	<b>1'48.706</b>	7 16	1.294 0.126	<b>244.8</b>
24	14 Cormac BUCHANAN	NZE	CODE Motorsports	KTM	<b>1'48.794</b>	15 16	1.382 0.088	<b>244.3</b>
25	5 Leo RAMMERSTORFER	AUT	SIC58 Squadra Corse	HONDA	<b>1'49.036</b>	8 16	1.624 0.242	<b>247.1</b>
26	32 Zen MITANI	JPN	Honda Team Asia	HONDA	<b>1'49.483</b>	7 16	2.071 0.447	<b>245.4</b>

Practice condition: Dry

Air: 11°

Humidity: 66%

Ground: 14°

<b>Fastest Lap:</b>	Lap: 14	<b>Adrian FERNANDEZ</b>	<b>1'47.412</b>	156 Km/h
<b>Best Race Lap:</b>	2024	<b>Jose Antonio RUEDA</b>	<b>1'46.748</b>	157.0 Km/h
<b>All-Time Lap Record:</b>	2024	<b>David ALONSO</b>	<b>1'45.905</b>	158.3 Km/h

The results are provisional until the end of the limit for protest and appeals.

Time limit for protest expires 60' after publication of the results - ..... Time: **09:25**

These data/results cannot be reproduced, stored and/or transmitted in whole or in part by any manner of electronic, mechanical, photocopying, recording, broadcasting or otherwise now known or herein after developed without the previous express consent by the copyright owner, except for reproduction in daily press and regular printed publications on sale to the public within 60 days of the event related to those data/results and always provided that copyright symbol appears together as follows below.

© MotoGP Sports Entertainment Group, 2026

Official MotoGP Timing by **TISSOT**

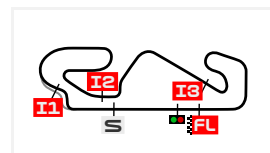
www.motogp.com

Barcelona, Saturday, May 16, 2026

# COMBINED PRACTICE TIMES

## MONSTER ENERGY GRAND PRIX OF CATALONIA

### FREE PRACTICE NR. 2



Circuit de Barcelona-Catalunya 4657 m.

#	Rider	Nation	Team	Motorcycle	FP1	FP2	Gap
1	31 A.FERNANDEZ	SPA	Leopard Racing	HONDA	1'47.679 17	<b>1'47.412</b> 14	
2	51 B.URIARTE	SPA	Red Bull KTM Ajo	KTM	1'48.584 13	<b>1'47.436</b> 12	0.024 0.024
3	13 H.DANISH	MAL	AEON Credit - MT Helmets - MSI	KTM	<b>1'47.478</b> 16	1'47.789 6	0.066 0.042
4	22 D.ALMANSA	SPA	Liqui Moly Dynavolt Intact GP	KTM	1'49.333 15	<b>1'47.508</b> 9	0.096 0.030
5	28 M.QUILES	SPA	CFMOTO Gaviota Aspar Team	KTM	1'49.086 15	<b>1'47.568</b> 11	0.156 0.060
6	64 D.MUÑOZ	SPA	Liqui Moly Dynavolt Intact GP	KTM	1'49.264 8	<b>1'47.596</b> 6	0.184 0.028
7	83 A.CARPE	SPA	Red Bull KTM Ajo	KTM	<b>1'47.708</b> 16	1'48.566 5	0.296 0.112
8	78 J.ESTEBAN	SPA	LEVEL UP - MTA	KTM	1'49.450 14	<b>1'47.929</b> 10	0.517 0.221
9	66 J.KELSO	AUS	GRYD - MLav Racing	HONDA	1'48.502 15	<b>1'47.961</b> 4	0.549 0.032
10	97 M.MORELLI	ARG	CFMOTO Gaviota Aspar Team	KTM	1'48.466 14	<b>1'47.980</b> 13	0.568 0.019
11	54 J.RIOS	SPA	Rivacold Snipers Team	HONDA	1'48.509 12	<b>1'47.987</b> 8	0.575 0.007
12	27 R.SALMELA	FIN	Red Bull KTM Tech3	KTM	1'48.180 15	<b>1'48.021</b> 12	0.609 0.034
13	94 G.PINI	ITA	Leopard Racing	HONDA	1'49.572 11	<b>1'48.067</b> 10	0.655 0.046
14	9 V.PRATAMA	INA	Honda Team Asia	HONDA	1'50.142 12	<b>1'48.152</b> 14	0.740 0.085
15	18 M.BERTELLE	ITA	LEVEL UP - MTA	KTM	1'49.444 9	<b>1'48.298</b> 15	0.886 0.146
16	11 A.CRUCES	SPA	CIP Green Power	KTM	<b>1'48.331</b> 14	1'48.580 6	0.919 0.033
17	21 R.MOODLEY	RSA	CODE Motorsports	KTM	1'49.093 15	<b>1'48.337</b> 10	0.925 0.006
18	67 C.O'GORMAN	IRL	SIC58 Squadra Corse	HONDA	1'48.756 15	<b>1'48.387</b> 5	0.975 0.050
19	8 E.O'SHEA	GBR	GRYD - MLav Racing	HONDA	1'49.615 6	<b>1'48.445</b> 12	1.033 0.058
20	19 S.OGDEN	GBR	CIP Green Power	KTM	1'49.672 12	<b>1'48.474</b> 12	1.062 0.029
21	73 V.PERRONE	ARG	Red Bull KTM Tech3	KTM	1'49.357 13	<b>1'48.499</b> 3	1.087 0.025
22	6 R.YAMANAKA	JPN	AEON Credit - MT Helmets - MSI	KTM	<b>1'48.510</b> 16	1'48.706 7	1.098 0.011
23	10 N.CARRARO	ITA	Rivacold Snipers Team	HONDA	1'50.448 13	<b>1'48.568</b> 8	1.156 0.058
24	14 C.BUCHANAN	NZE	CODE Motorsports	KTM	1'50.365 8	<b>1'48.794</b> 15	1.382 0.226
25	5 L.RAMMERSTORFE	AUT	SIC58 Squadra Corse	HONDA	1'49.775 13	<b>1'49.036</b> 8	1.624 0.242
26	32 Z.MITANI	JPN	Honda Team Asia	HONDA	1'50.242 9	<b>1'49.483</b> 7	2.071 0.447

<b>Pole Position Record:</b>	2024	<b>David ALONSO</b>	<b>1'45.905</b>	158.3 Km/h
<b>Best Race Lap:</b>	2024	<b>Jose Antonio RUEDA</b>	<b>1'46.748</b>	157.0 Km/h
<b>All Time Lap Record:</b>	2024	<b>David ALONSO</b>	<b>1'45.905</b>	158.3 Km/h

The results are provisional until the end of the limit for protest and appeals.

Time limit for protest expires 60' after publication of the results - ..... **Jaume Paris** ..... Time: ..... **09:25** .....

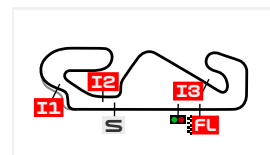
These data/results cannot be reproduced, stored and/or transmitted in whole or in part by any manner of electronic, mechanical, photocopying, recording, broadcasting or otherwise now known or herein after developed without the previous express consent by the copyright owner, except for reproduction in daily press and regular printed publications on sale to the public within 60 days of the event related to those data/results and always provided that copyright symbol appears together as follows below.

© MotoGP Sports Entertainment Group, 2026

Official MotoGP Timing by

www.motogp.com

Barcelona, Saturday, May 16, 2026



Circuit de Barcelona-Catalunya 4657 m.

# TOP SPEED & AVERAGE

## MONSTER ENERGY GRAND PRIX OF CATALONIA

### FREE PRACTICE NR. 2

#	Rider	Nation	Motorcycle	Top 5 speeds					Average	Top
8	<b>Eddie O'SHEA</b>	GBR	HONDA	253.5	250.0	249.4	248.8	248.2	250.0	<b>253.5</b>
18	<b>Matteo BERTELLE</b>	ITA	KTM	247.7	247.1	246.0	246.0	245.4	246.4	<b>247.7</b>
66	<b>Joel KELSO</b>	AUS	HONDA	247.7	246.5	246.5	246.0	246.0	246.5	<b>247.7</b>
78	<b>Joel ESTEBAN</b>	SPA	KTM	247.7	246.5	246.5	245.4	245.4	246.2	<b>247.7</b>
5	<b>Leo RAMMERSTORFER</b>	AUT	HONDA	247.1	244.3	243.2	242.6	242.6	244.0	<b>247.1</b>
9	<b>Veda PRATAMA</b>	INA	HONDA	247.1	246.0	246.0	246.0	244.8	246.0	<b>247.1</b>
11	<b>Adrian CRUCES</b>	SPA	KTM	247.1	247.1	247.1	246.5	246.0	246.8	<b>247.1</b>
31	<b>Adrian FERNANDEZ</b>	SPA	HONDA	247.1	247.1	246.5	246.0	243.7	245.7	<b>247.1</b>
83	<b>Alvaro CARPE</b>	SPA	KTM	246.5	243.2	242.1	241.6	238.9	242.5	<b>246.5</b>
13	<b>Hakim DANISH</b>	MAL	KTM	246.0	242.1	241.6	241.6	241.6	242.6	<b>246.0</b>
27	<b>Rico SALMELA</b>	FIN	KTM	246.0	245.4	244.8	244.3	244.3	244.9	<b>246.0</b>
64	<b>David MUÑOZ</b>	SPA	KTM	246.0	245.4	244.8	244.8	244.8	245.2	<b>246.0</b>
94	<b>Guido PINI</b>	ITA	HONDA	246.0	244.3	241.6	241.6	240.5	242.8	<b>246.0</b>
19	<b>Scott OGDEN</b>	GBR	KTM	245.4	245.4	244.8	244.3	244.3	244.7	<b>245.4</b>
21	<b>Ruche MOODLEY</b>	RSA	KTM	245.4	244.3	243.7	243.7	243.2	244.1	<b>245.4</b>
28	<b>Maximo QUILES</b>	SPA	KTM	245.4	245.4	245.4	244.8	244.3	244.7	<b>245.4</b>
32	<b>Zen MITANI</b>	JPN	HONDA	245.4	244.3	243.7	242.6	241.0	243.4	<b>245.4</b>
6	<b>Ryusei YAMANAKA</b>	JPN	KTM	244.8	244.8	244.8	244.8	244.3	244.6	<b>244.8</b>
22	<b>David ALMANSA</b>	SPA	KTM	244.8	243.7	243.7	243.2	242.6	243.2	<b>244.8</b>
14	<b>Cormac BUCHANAN</b>	NZE	KTM	244.3	244.3	243.7	243.2	243.2	243.7	<b>244.3</b>
67	<b>Casey O'GORMAN</b>	IRL	HONDA	244.3	243.2	242.6	242.6	242.6	243.1	<b>244.3</b>
10	<b>Nicola CARRARO</b>	ITA	HONDA	243.2	242.1	242.1	241.6	241.6	242.1	<b>243.2</b>
51	<b>Brian URIARTE</b>	SPA	KTM	242.6	242.1	240.5	240.0	239.4	240.7	<b>242.6</b>
54	<b>Jesus RIOS</b>	SPA	HONDA	242.6	242.6	241.6	241.6	241.6	242.0	<b>242.6</b>
97	<b>Marco MORELLI</b>	ARG	KTM	242.1	241.6	241.6	241.6	241.0	241.4	<b>242.1</b>
73	<b>Valentin PERRONE</b>	ARG	KTM	241.6	240.0	239.4	238.9	238.9	239.8	<b>241.6</b>

These data/results cannot be reproduced, stored and/or transmitted in whole or in part by any manner of electronic, mechanical, photocopying, recording, broadcasting or otherwise now known or herein after developed without the previous express consent by the copyright owner, except for reproduction in daily press and regular printed publications on sale to the public within 60 days of the event related to those data/results and always provided that copyright symbol appears together as follows below.

© MotoGP Sports Entertainment Group, 2026

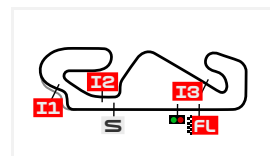
Official MotoGP Timing by [www.motogp.com](http://www.motogp.com)

Barcelona, Saturday, May 16, 2026

## CHRONOLOGICAL ANALYSIS OF PERFORMANCES

### MONSTER ENERGY GRAND PRIX OF CATALONIA

#### FREE PRACTICE NR. 2



Circuit de Barcelona-Catalunya 4657 m.

\* Lap / Sector time cancelled  
P Crossing the finish line in pit lane

T1 Time from finish line to 1st intermediate  
T2 Time from 1st intermed. to 2nd intermed.

T3 Time from 2nd intermed. to 3rd intermed.  
T4 Time from 3rd intermediate to finish line

Lap	Lap Time	T1	T2	T3	T4	Speed	Lap	Lap Time	T1	T2	T3	T4	Speed
<b>1st</b>	<b>31</b>	<b>Adrian FERNANDEZ</b>		Leopard Racing		SPA	9	<b>1'47.508</b>	19.577	34.662	20.718	32.551	242.6
		Runs=2	Total laps=15	Full laps=12	Valid laps=10								
1	2'51.620	25.727	37.470	21.950	34.497	114.5							
2	<b>1'48.866</b>	19.831	35.176	20.936	32.923	247.1							
3	1'48.962 *	19.950	35.118	20.889	33.005 *	246.0							
4	<b>1'48.273</b>	19.678	34.908	20.873	32.814	246.5							
5	1'58.755 P	19.799	34.827	20.863	43.266	247.1							
6	4'38.075 *	21.344	36.095	21.534	33.203 *	156.5							
7	<b>1'47.779</b>	19.732	34.529	20.797	32.721	241.0							
8	<b>1'47.776</b>	19.781	34.629	20.713	32.653	241.0							
9	1'48.550 *	19.720	34.714	20.713	33.403 *	240.5							
10	<b>1'49.878</b>	19.761	36.369	21.003	32.745	240.0							
11	<b>1'47.962</b>	19.708	34.787	20.806	32.661	241.0							
12	<b>1'47.778</b>	19.689	34.765	20.723	32.601	242.6							
13	<b>1'47.584</b>	19.594	34.726	20.719	32.545	243.7							
14	<b>1'47.412</b>	19.526	34.633	20.736	32.517	243.7							
15	<b>1'47.518</b>	19.581	34.709	20.666	32.562	243.2							
<b>2nd</b>	<b>51</b>	<b>Brian URIARTE</b>		Red Bull KTM Ajo		SPA	<b>4th</b>	<b>28</b>	<b>Maximo QUILES</b>		CFMOTO Gaviota Aspar		SPA
		Runs=2	Total laps=12	Full laps=9	Valid laps=8				Runs=1	Total laps=17	Full laps=16	Valid laps=8	
1	2'01.308	19.970	36.924	21.811	35.537	171.7	1	2'55.673	22.340	36.939	21.803	34.999	135.1
2	<b>1'50.869</b>	20.326	35.677	21.315	33.551	238.9	2	1'49.320 *	20.039	35.205	21.033 *	33.043	243.2
3	<b>1'49.875</b>	20.067	35.453	21.113	33.242	239.4	3	<b>1'48.234</b>	19.729	34.840	20.889	32.776	244.3
4	<b>1'49.332</b>	19.846	35.369	21.060	33.057	240.0	4	<b>1'47.702</b>	19.646	34.650	20.771	32.635	244.3
5	<b>1'48.677</b>	19.759	35.111	20.942	32.865	240.5	5	1'47.352 *	19.516	34.559	20.748 *	32.529 *	245.4
6	1'48.953 *	19.829	35.084	21.000 *	33.040	239.4	6	<b>1'47.754</b>	19.431	34.809	20.817	32.697	244.3
7	<b>1'48.997</b>	19.950	35.157	20.904	32.986	237.8	7	1'48.184 *	19.620	34.837	20.936 *	32.791 *	245.4
8	<b>1'48.710</b>	19.882	35.014	20.902	32.912	237.8	8	<b>1'47.797</b>	19.597	34.704	20.731	32.765	242.1
9	1'59.060 P	19.845	35.039	21.038	43.138	238.9	9	1'47.794 *	19.591	34.726	20.714	32.763 *	242.6
10	11'11.613 *	20.282	36.119	21.057	32.650 *	170.3	10	1'47.878 *	19.606	34.701	20.803	32.768 *	241.0
11	<b>1'47.620</b>	19.642	34.742	20.713	32.523	242.1	11	<b>1'47.568</b>	19.640	34.644	20.697	32.587	241.6
12	<b>1'47.436</b>	19.570	34.641	20.800	32.425	242.6	12	1'48.104 *	19.475	34.609	21.321 *	32.699	244.3
<b>3rd</b>	<b>22</b>	<b>David ALMANSA</b>		Liqui Moly Dynavolt Int		SPA	<b>5th</b>	<b>64</b>	<b>David MUÑOZ</b>		Liqui Moly Dynavolt Int		SPA
		Runs=1	Total laps=9	Full laps=8	Valid laps=6				Runs=3	Total laps=11	Full laps=6	Valid laps=5	
1	3'00.913	20.438	37.849	22.158	34.855	174.1	1	2'46.995	24.488	37.191	21.339	33.312	122.5
2	<b>1'49.842</b>	20.132	35.389	21.153	33.168	243.7	2	1'49.168 *	20.015	35.255	21.096	32.802 *	245.4
3	<b>1'48.272</b>	19.699	34.821	20.893	32.859	243.7	3	<b>1'48.251</b>	19.792	34.871	20.756	32.832	244.8
4	1'48.646 *	19.679	35.111	20.945	32.911 *	242.6	4	<b>1'47.757</b>	19.679	34.668	20.774	32.636	243.7
5	<b>1'47.965</b>	19.675	34.775	20.790	32.725	243.2	5	<b>1'47.635</b>	19.688	34.582	20.664	32.701	244.8
6	<b>1'47.991</b>	19.696	34.662	20.815	32.818	242.6	6	<b>1'47.596</b>	19.525	34.490	20.755	32.826	244.8
7	<b>1'47.822</b>	19.664	34.744	20.807	32.607	242.6	7	<b>1'48.073</b>	19.588	34.824	20.874	32.787	246.0
8	1'49.601 *	19.993 *	35.494	21.104	33.010	244.8	8	1'56.335 P	19.961	34.704	20.753	40.917	237.8
							9	7'33.554	19.574	35.525	21.235	33.982	171.4
							10	1'59.334 P	20.005	36.016	21.265	42.048	240.5
							11	4'55.320	25.528	36.433	20.928	32.753	122.0
<b>6th</b>	<b>13</b>	<b>Hakim DANISH</b>		AEON Credit - MT Helm		MAL							
		Runs=1	Total laps=17	Full laps=16	Valid laps=7								
1	2'45.775	27.817	37.098	21.552	33.339	118.1							
2	1'48.933 *	20.084	34.922	20.869	33.058 *	240.0							
3	1'48.837 *	19.961	34.762	21.212 *	32.902	241.0							
4	1'47.833 *	19.833	34.700	20.707 *	32.593 *	241.0							
5	1'47.920 *	19.681	34.619	20.872	32.748 *	242.1							

**Fastest Lap:** Adrian FERNANDEZ SPA Leopard Racing **1'47.412** 19.526 34.633 20.736 32.517

These data/results cannot be reproduced, stored and/or transmitted in whole or in part by any manner of electronic, mechanical, photocopying, recording, broadcasting or otherwise now known or herein after developed without the previous express consent by the copyright owner, except for reproduction in daily press and regular printed publications on sale to the public within 60 days of the event related to those data/results and always provided that copyright symbol appears together as follows below.

© MotoGP Sports Entertainment Group, 2026

Official MotoGP Timing by TISSOT

www.motogp.com

Barcelona, Saturday, May 16, 2026

## Free Practice Nr. 2

Moto3™

Lap	Lap Time	T1	T2	T3	T4	Speed	Lap	Lap Time	T1	T2	T3	T4	Speed
6	<b>1'47.789</b>	19.750	34.607	20.839	<b>32.593</b>	241.6	3	<b>1'49.160</b>	20.028	34.981	21.110	33.041	241.0
7	<b>1'47.949</b>	<b>19.531</b>	<b>34.862</b>	<b>20.764</b>	32.792	<b>246.0</b>	4	<b>1'48.576</b>	19.847	34.816	20.955	32.958	241.0
8	<b>1'48.156</b>	19.924	<b>34.598</b>	20.812	32.822	235.8	5	<b>1'48.257</b>	19.776	34.849	20.872	32.760	241.6
9	<b>1'48.186</b>	19.970	34.753	20.844	32.619	236.3	6	<b>1'50.240</b>	19.729	35.991	21.290	33.230	240.0
10	<b>1'48.119</b>	19.813	34.654	20.846	32.806	236.3	7	<b>1'48.400</b>	19.949	34.786	20.967	32.698	238.9
11	1'48.534 *	19.805	34.909	20.986 *	32.834	235.8	8	1'48.891 *	19.996 *	34.975	21.021	<b>32.899</b> *	239.4
12	1'48.629 *	19.846	34.764	21.163	32.856 *	235.8	9	<b>1'48.080</b>	19.740	34.788	20.911	<b>32.641</b>	239.4
13	<b>1'48.819</b>	19.828	35.141	20.989	32.861	237.8	10	1'49.856 *	19.975 *	35.392	21.199	33.290 *	240.0
14	<b>1'48.700</b>	19.757	35.196	20.916	32.831	241.6	11	1'48.502 *	19.898 *	34.945	20.881	32.778 *	239.4
15	1'48.943 *	19.792	35.078	20.947	33.126 *	241.6	12	1'48.416 *	19.912	34.935	<b>20.845</b>	32.724 *	239.4
16	1'49.406 *	19.957	35.143	21.013	33.293 *	238.9	13	<b>1'47.980</b>	19.742	<b>34.729</b>	20.861	32.648	241.0
17	1'49.091 *	19.947	35.111 *	20.952	33.081	239.4	14	<b>1'48.035</b>	<b>19.664</b>	34.874	20.850	32.647	<b>241.6</b>
							15	1'53.691 *	19.749	37.597	21.731	34.614 *	<b>242.1</b>
							16	<b>1'48.324</b>	19.715	34.809	20.875	32.925	241.6

**7th 78** Joel ESTEBAN LEVEL UP - MTA SPA  
Runs=1 Total laps=17 Full laps=16 Valid laps=11

1	2'52.035	22.864	37.217	21.903	34.660	138.1
2	<b>1'50.002</b>	19.972	35.382	21.159	33.489	244.8
3	<b>1'49.226</b>	19.793	35.105	21.076	33.252	244.8
4	<b>1'48.626</b>	19.695	34.960	20.993	32.978	244.3
5	1'48.235 *	<b>19.662</b>	34.881	20.882	32.810 *	245.4
6	<b>1'48.514</b>	<b>19.551</b>	35.110	20.950	32.903	245.4
7	<b>1'48.330</b>	19.630	34.793	21.001	32.906	243.7
8	1'48.864 *	19.679	35.048	21.050	33.087 *	244.3
9	<b>1'48.210</b>	19.664	34.805	20.879	32.862	242.6
10	<b>1'47.929</b>	19.653	<b>34.713</b>	20.831	<b>32.732</b>	243.7
11	1'48.070 *	19.594	34.741 *	20.832	32.903	245.4
12	<b>1'48.299</b>	19.651	34.800	20.927	32.921	243.7
13	<b>1'48.225</b>	19.648	34.828	20.852	32.897	244.8
14	1'48.187 *	19.627	34.800	20.846	32.914 *	<b>247.7</b>
15	<b>1'48.172</b>	19.658	34.821	<b>20.824</b>	32.869	246.5
16	1'48.567 *	19.611	34.930 *	20.880	33.146	244.8
17	<b>1'48.574</b>	19.627	34.930	20.868	33.149	246.5

**8th 66** Joel KELSO GRYD - MLav Racing AUS  
Runs=1 Total laps=15 Full laps=14 Valid laps=10

1	4'32.368	22.666	42.014	22.037	33.740	146.7
2	<b>1'48.864</b>	19.801	35.057	21.049	32.957	243.7
3	<b>1'52.729</b>	<b>19.555</b>	35.028	21.030	37.116	246.5
4	<b>1'47.961</b>	19.679	<b>34.756</b>	20.855	<b>32.671</b>	244.3
5	1'50.082 *	19.885 *	36.090	21.100	33.007	246.5
6	1'48.472 *	19.739	34.829	<b>20.850</b>	33.054 *	243.7
7	<b>1'48.649</b>	19.849	34.923	20.928	32.949	246.0
8	<b>1'55.888</b>	19.860	34.912	21.804	39.312	242.1
9	<b>1'49.252</b>	19.711	34.909	20.890	33.742	243.7
10	<b>1'51.512</b>	19.692	36.711	21.472	33.637	245.4
11	1'48.250 *	19.651	34.809	20.937	32.853 *	244.8
12	<b>1'48.298</b>	19.705	34.791	20.990	32.812	242.6
13	1'49.419 *	19.345 *	35.680	21.157	33.237	<b>247.7</b>
14	<b>1'53.999</b>	19.695	35.094	21.026	38.184	242.1
15	<b>1'48.590</b>	19.675	35.041	20.989	32.885	246.0

**9th 97** Marco MORELLI CFMOTO Gaviota Aspar ARG  
Runs=1 Total laps=16 Full laps=15 Valid laps=10

1	3'12.724	20.226	37.250	21.746	34.250	175.8
2	<b>1'49.981</b>	20.213	35.474	21.196	33.098	240.0

**10th 54** Jesus RIOS Rivacold Snipers Team SPA  
Runs=1 Total laps=17 Full laps=16 Valid laps=16

1	2'51.047	24.654	37.839	22.006	34.364	122.5
2	<b>1'50.140</b>	20.355	35.597	21.039	33.149	238.9
3	<b>1'48.933</b>	19.995	34.973	20.989	32.976	241.6
4	<b>1'48.183</b>	19.778	34.762	20.808	32.835	241.6
5	<b>1'48.939</b>	19.842	34.802	20.991	33.304	<b>242.6</b>
6	<b>1'48.373</b>	19.716	34.940	<b>20.800</b>	32.917	241.0
7	<b>1'49.414</b>	19.988	35.495	21.103	32.828	237.3
8	<b>1'47.987</b>	19.789	<b>34.593</b>	20.926	32.679	239.4
9	<b>1'48.359</b>	19.881	34.888	20.815	32.775	238.9
10	<b>1'48.097</b>	19.781	34.707	20.904	32.705	241.0
11	<b>1'48.090</b>	19.746	34.793	20.825	32.726	239.4
12	<b>1'48.321</b>	19.850	34.791	20.866	32.814	237.8
13	<b>1'48.372</b>	19.812	34.791	20.941	32.828	238.9
14	<b>1'48.199</b>	19.762	34.742	20.922	32.773	240.5
15	<b>1'48.226</b>	19.763	34.803	20.896	32.764	242.6
16	<b>1'48.133</b>	19.765	34.855	20.843	<b>32.670</b>	241.6
17	<b>1'49.164</b>	<b>19.695</b>	35.064	21.002	33.403	241.0

**11th 27** Rico SALMELA Red Bull KTM Tech3 FIN  
Runs=2 Total laps=13 Full laps=10 Valid laps=7

1	2'48.461	25.841	37.237	22.036	34.702	114.2
2	1'51.062 *	20.234	35.897	21.304	33.627 *	244.3
3	1'49.826 *	20.013	35.380	21.149	33.284 *	244.3
4	<b>1'48.945</b>	19.921	34.978	20.953	33.093	244.3
5	<b>1'48.910</b>	19.946	34.868	21.011	33.085	243.2
6	1'49.897 *	19.718	35.843	21.128 *	33.208 *	244.8
7	<b>1'48.632</b>	19.729	34.940	21.044	32.919	<b>246.0</b>
8	<b>1'48.572</b>	19.740	34.961	20.880	32.991	245.4
9	2'02.780 P	22.252 *	36.429	21.237	42.862	240.5
10	7'44.841 *	21.192	35.738	21.008 *	33.005	153.6
11	<b>1'48.229</b>	19.706	<b>34.602</b>	20.991	32.930	242.1
12	<b>1'48.021</b>	<b>19.687</b>	34.635	<b>20.858</b>	<b>32.841</b>	241.6
13	<b>1'48.500</b>	19.783	34.798	21.031	32.888	241.0

**12th 94** Guido PINI Leopard Racing ITA  
Runs=2 Total laps=15 Full laps=11 Valid laps=10

1	2'35.427	21.215	36.800	21.881	34.143	167.9
2	<b>1'51.004</b>	20.245	35.677	21.466	33.616	238.9

**Fastest Lap:** Adrian FERNANDEZ SPA Leopard Racing **1'47.412** 19.526 34.633 20.736 32.517

These data/results cannot be reproduced, stored and/or transmitted in whole or in part by any manner of electronic, mechanical, photocopying, recording, broadcasting or otherwise now known or herein after developed without the previous express consent by the copyright owner, except for reproduction in daily press and regular printed publications on sale to the public within 60 days of the event related to those data/results and always provided that copyright symbol appears together as follows below.

© MotoGP Sports Entertainment Group, 2026

Official MotoGP Timing by TISSOT

www.motogp.com

Barcelona, Saturday, May 16, 2026

## Free Practice Nr. 2

Moto3™

Lap	Lap Time	T1	T2	T3	T4	Speed
3	<b>1'50.269</b>	20.149	35.359	21.265	33.496	237.3
4	<b>1'50.262</b>	20.049	35.463	21.299	33.451	237.3
5	<b>1'50.119</b>	19.958	35.317	21.228	33.616	237.8
6	<b>1'49.258</b>	19.934	35.081	21.073	33.170	240.5
7	<b>1'49.902</b>	20.096	35.514	21.049	33.243	236.3
8	2'00.134 P	20.103	35.148	21.220 *	43.663	241.6
9	5'12.479	24.100	39.640	21.204	33.320	148.7
10	<b>1'48.067</b>	19.779	34.761	20.904	<b>32.623</b>	238.9
11	1'48.317 *	19.782	<b>34.719</b>	20.998	32.818 *	244.3
12	<b>1'48.382</b>	19.859	34.773	20.975	32.775	239.4
13	<b>1'50.886</b>	19.865	34.966	21.107	34.948	239.4
14	<b>1'48.269</b>	<b>19.765</b>	34.906	<b>20.880</b>	32.718	241.6
15	2'06.589 P	20.073	36.844	23.021 *	46.651	<b>246.0</b>

13th <b>9</b> Veda PRATAMA		Honda Team Asia		INA		
Runs=1	Total laps=17	Full laps=16	Valid laps=9			
1	2'37.573	21.395	37.017	22.109	34.698	172.8
2	1'51.560 *	20.365	35.790	21.616 *	33.789	<b>242.6</b>
3	1'50.653 *	19.980	35.515	21.327	33.831 *	<b>247.1</b>
4	1'49.207 *	19.976	35.092	21.040 *	33.099 *	244.8
5	<b>1'48.891</b>	19.764	34.896	21.038	33.193	246.0
6	1'48.437 *	19.684	<b>34.624</b>	21.076 *	33.053 *	242.6
7	1'49.907 *	20.234	35.205	21.164	33.304 *	234.7
8	<b>1'49.048</b>	20.143	34.948	20.990	32.967	240.5
9	<b>1'50.199</b>	19.666	36.314	21.115	33.104	246.0
10	1'48.344 *	19.702	34.661	21.000	32.981 *	242.1
11	<b>1'49.000</b>	19.814	34.901	21.258	33.027	239.4
12	<b>1'48.444</b>	19.773	34.818	20.918	32.935	238.4
13	1'50.488 *	20.192	35.503 *	21.393	33.400	238.9
14	<b>1'48.152</b>	<b>19.553</b>	34.721	21.043	<b>32.835</b>	246.0
15	<b>1'48.211</b>	19.581	34.748	<b>20.802</b>	33.080	243.2
16	<b>1'48.535</b>	19.726	34.941	20.982	32.886	243.2
17	<b>1'48.465</b>	19.604	34.939	20.987	32.935	243.2

14th <b>18</b> Matteo BERTELLE		LEVEL UP - MTA		ITA		
Runs=1	Total laps=17	Full laps=16	Valid laps=15			
1	2'36.365	22.674	38.014	22.193	34.864	160.0
2	<b>1'52.053</b>	20.469	36.151	21.434	33.999	<b>247.7</b>
3	<b>1'52.052</b>	20.249	36.727	21.328	33.748	245.4
4	<b>1'49.437</b>	19.933	35.303	21.045	33.156	246.0
5	<b>1'48.733</b>	19.754	35.073	20.921	32.985	247.1
6	<b>1'48.404</b>	19.739	34.876	20.978	32.811	244.3
7	<b>1'49.330</b>	19.847	35.219	21.002	33.262	246.0
8	1'48.217 *	19.713	<b>34.842</b>	20.843 *	32.819	242.6
9	<b>1'50.373</b>	19.757	36.076	21.247	33.293	243.2
10	<b>1'49.113</b>	19.803	35.077	21.140	33.093	239.4
11	<b>1'49.032</b>	19.803	34.939	21.275	33.015	244.3
12	<b>1'48.368</b>	19.755	34.918	20.859	32.836	244.3
13	<b>1'48.707</b>	19.847	34.978	20.841	33.041	243.2
14	<b>1'48.496</b>	19.805	34.910	<b>20.835</b>	32.946	240.0
15	<b>1'48.298</b>	19.776	34.859	20.843	32.820	240.5
16	<b>1'48.341</b>	19.829	34.901	20.897	<b>32.714</b>	242.1
17	<b>1'48.466</b>	<b>19.646</b>	34.952	20.984	32.884	244.8

Lap	Lap Time	T1	T2	T3	T4	Speed
<b>15th</b>	<b>21</b>	<b>Ruche MOODLEY</b>		CODE Motorsports	RSA	
		Runs=2	Total laps=14	Full laps=11	Valid laps=10	
1	2'36.603	21.622	37.643	22.077	34.545	160.4
2	<b>1'56.321</b>	20.530	36.029	21.537	38.225	<b>245.4</b>
3	<b>1'51.558</b>	20.356	36.011	21.585	33.606	243.7
4	<b>1'50.946</b>	20.403	35.564	21.271	33.708	235.8
5	2'05.523 P	20.189	35.634	21.368 *	48.332	241.6
6	5'24.586	20.589	35.638	21.213	34.055	165.1
7	<b>1'48.859</b>	19.900	34.911	21.022	33.026	241.6
8	<b>1'48.821</b>	19.881	34.964	20.936	33.040	240.5
9	1'49.086 *	19.835 *	34.896	21.272	33.083	239.4
10	<b>1'48.337</b>	19.821	<b>34.835</b>	20.909	<b>32.772</b>	241.6
11	<b>1'58.950</b>	<b>19.779</b>	41.232	21.380	36.559	242.1
12	<b>1'48.632</b>	19.901	35.025	20.911	32.795	243.2
13	<b>1'52.990</b>	19.828	35.063	21.253	36.846	243.7
14	<b>1'48.462</b>	19.824	34.962	<b>20.875</b>	32.801	244.3

16th <b>67</b> Casey O'GORMAN		SIC58 Squadra Corse		IRL		
Runs=1	Total laps=16	Full laps=15	Valid laps=9			
1	2'46.127	23.561	37.409	21.793	33.702	140.2
2	1'49.325 *	20.019	35.182	21.027 *	33.097	242.6
3	<b>1'49.081</b>	19.871	35.066	21.001	33.143	242.6
4	<b>1'48.501</b>	19.826	<b>34.860</b>	20.983	32.832	243.2
5	<b>1'48.387</b>	19.769	34.906	<b>20.897</b>	<b>32.815</b>	242.6
6	<b>1'48.860</b>	19.911	35.056	20.967	32.926	240.0
7	1'48.651 *	19.765	35.009	20.937 *	32.940 *	242.1
8	<b>1'49.448</b>	19.857	35.220	21.054	33.317	239.4
9	1'52.238 *	20.190 *	35.726	21.061	35.261 *	235.8
10	<b>1'48.801</b>	<b>19.711</b>	35.060	21.032	32.998	241.0
11	1'49.837 *	19.762 *	35.733	21.130 *	33.212 *	241.0
12	1'49.748 *	19.918	35.133	21.140 *	33.557	238.4
13	<b>1'50.522</b>	19.992	35.182	21.142	34.206	241.6
14	<b>1'52.396</b>	20.110	35.251	21.112	35.923	237.8
15	<b>1'48.803</b>	19.744	35.001	20.997	33.061	<b>244.3</b>
16	2'08.354 *	19.997	50.831	23.228 *	34.298	237.8

17th <b>8</b> Eddie O'SHEA		GRYD - MLav Racing		GBR		
Runs=1	Total laps=17	Full laps=16	Valid laps=8			
1	2'37.750	21.340	37.321	22.005	34.713	165.8
2	1'51.223 *	20.102	35.614	21.424	34.083 *	250.0
3	<b>1'50.461</b>	19.842	35.641	21.339	33.639	248.2
4	<b>1'49.384</b>	19.995	35.177	21.090	33.122	244.8
5	<b>1'48.862</b>	19.786	35.006	20.964	33.106	246.0
6	1'49.990 *	19.751	35.639	21.324 *	33.276	245.4
7	<b>1'48.793</b>	19.691	34.981	20.938	33.183	249.4
8	1'48.714 *	19.737	34.965	20.912 *	33.100	246.0
9	<b>1'50.897</b>	19.712	36.687	21.361	33.137	245.4
10	<b>1'48.565</b>	19.694	34.956	20.973	32.942	244.8
11	<b>1'48.538</b>	19.717	34.900	20.903	33.018	244.8
12	<b>1'48.445</b>	19.780	34.961	20.914	<b>32.790</b>	242.1
13	1'51.059 *	19.456 *	37.542 *	21.042	33.019	248.8
14	1'48.502 *	19.648	<b>34.883</b>	21.004	32.967 *	247.1
15	1'48.173 *	<b>19.491</b>	34.920 *	<b>20.858</b>	32.904	247.7
16	1'49.243 *	19.296 *	35.747	21.030	33.170 *	<b>253.5</b>

**Fastest Lap:** Adrian FERNANDEZ SPA Leopard Racing **1'47.412** 19.526 34.633 20.736 32.517

These data/results cannot be reproduced, stored and/or transmitted in whole or in part by any manner of electronic, mechanical, photocopying, recording, broadcasting or otherwise now known or herein after developed without the previous express consent by the copyright owner, except for reproduction in daily press and regular printed publications on sale to the public within 60 days of the event related to those data/results and always provided that copyright symbol appears together as follows below.

© MotoGP Sports Entertainment Group, 2026

Official MotoGP Timing by  TISSOT

www.motogp.com

Barcelona, Saturday, May 16, 2026

## Free Practice Nr. 2

Moto3™

Lap	Lap Time	T1	T2	T3	T4	Speed
17	1'49.855 *	19.620	35.300	21.330	33.605 *	247.1
<b>18th</b>	<b>19</b>	<b>Scott OGDEN</b>		CIP Green Power		GBR
	Runs=2	Total laps=14	Full laps=10	Valid laps=7		
1	2'36.133	19.995	38.239	23.357	35.126	175.0
2	1'52.031 *	20.433	36.171	21.540	33.887 *	240.0
3	<b>1'51.570</b>	20.303	35.922	21.530	33.815	239.4
4	<b>1'50.030</b>	19.970	35.657	21.149	33.254	244.3
5	2'03.519 P	20.058	35.427	21.200	46.834	242.6
6	7'03.350	22.908	37.792	21.991	34.741	149.1
7	<b>1'49.137</b>	19.886	35.147	21.009	33.095	242.6
8	<b>1'48.593</b>	19.855	34.885	20.899	32.954	241.0
9	<b>1'48.699</b>	19.759	35.008	20.973	32.959	244.3
10	1'48.627 *	19.795	35.025	20.870	32.937 *	244.3
11	<b>1'48.478</b>	19.764	34.805	20.911	32.998	245.4
12	<b>1'48.474</b>	19.660	34.882	20.956	32.976	245.4
13	1'48.612 *	19.627	35.025	20.957	33.003 *	244.8
14	2'02.568 P	19.711	35.040	21.057	46.760	244.3

<b>19th</b>	<b>73</b>	<b>Valentin PERRONE</b>		Red Bull KTM Tech3		ARG
	Runs=1	Total laps=10	Full laps=9	Valid laps=6		
1	2'57.693	19.801	36.773	22.141	35.158	169.8
2	1'49.260 *	19.958	35.052	21.034 *	33.216	238.9
3	<b>1'48.499</b>	19.775	34.902	20.837	32.985	240.0
4	1'48.328 *	19.194 *	35.073	20.895 *	33.166	238.9
5	<b>1'48.981</b>	19.786	35.146	20.921	33.128	239.4
6	<b>1'49.012</b>	19.834	35.144	20.875	33.159	236.3
7	<b>1'48.986</b>	19.863	35.020	20.936	33.167	236.8
8	1'48.814 *	19.341 *	35.291	20.939	33.243	237.3
9	<b>1'48.895</b>	19.889	35.049	20.907	33.050	236.3
10	<b>1'48.986</b>	19.796	35.057	20.900	33.233	241.6

<b>20th</b>	<b>83</b>	<b>Alvaro CARPE</b>		Red Bull KTM Ajo		SPA
	Runs=1	Total laps=7	Full laps=6	Valid laps=4		
1	2'40.071	22.460	37.816	22.040	34.638	162.6
2	<b>1'49.938</b>	20.105	35.263	21.098	33.472	243.2
3	<b>1'49.294</b>	19.678	35.192	21.107	33.317	246.5
4	1'48.848 *	19.951	34.836	21.109 *	32.952 *	241.6
5	<b>1'48.566</b>	19.714	34.895	20.957	33.000	242.1
6	<b>1'48.621</b>	19.839	34.770	21.024	32.988	238.9
7	1'51.857 *	19.930	34.993	21.498	35.436 *	238.4

<b>21st</b>	<b>10</b>	<b>Nicola CARRARO</b>		Rivacold Snipers Team		ITA
	Runs=2	Total laps=14	Full laps=11	Valid laps=4		
1	2'47.189	27.329	37.267	21.716	34.037	119.0
2	1'50.537 *	20.177	35.682	21.190 *	33.488	242.1
3	1'50.488 *	20.040	35.641	21.403	33.404 *	241.0
4	1'50.796 *	20.092	35.495	21.373	33.836 *	240.5
5	2'00.278 P	19.975	35.694	21.120	43.489	241.6
6	5'14.857 *	23.207	37.818 *	21.239	33.113	159.0
7	1'48.372 *	19.855	34.874	20.928	32.715 *	243.2
8	<b>1'48.568</b>	19.757	34.953	20.949	32.909	241.6
9	1'48.705 *	19.764	35.112 *	20.944	32.885 *	240.0
10	<b>1'49.006</b>	19.864	35.025	21.004	33.113	240.5
11	1'51.407 *	19.940	35.861	21.160	34.446 *	237.3

Lap	Lap Time	T1	T2	T3	T4	Speed
12	1'51.872 *	19.765	35.350	21.889	34.868 *	240.5
13	<b>1'48.732</b>	19.740	35.063	20.921	33.008	242.1
14	<b>1'50.997</b>	20.050	35.726	21.377	33.844	238.9

<b>22nd</b>	<b>11</b>	<b>Adrian CRUCES</b>		CIP Green Power		SPA
	Runs=1	Total laps=17	Full laps=16	Valid laps=9		
1	2'40.080	21.292	37.568	22.033	35.038	170.6
2	<b>1'50.042</b>	20.279	35.180	21.041	33.542	242.6
3	<b>1'49.929</b>	19.839	35.430	21.058	33.602	247.1
4	<b>1'48.783</b>	19.789	35.059	20.881	33.054	242.6
5	<b>1'49.064</b>	19.839	35.074	20.985	33.166	244.3
6	<b>1'48.580</b>	19.853	34.900	20.796	33.031	246.5
7	<b>1'48.981</b>	19.629	35.035	21.014	33.303	241.6
8	<b>1'48.776</b>	20.101	34.784	20.841	33.050	237.8
9	1'48.660 *	19.277 *	35.125	20.885	33.373	238.4
10	1'49.483 *	20.006	35.108	21.057 *	33.312 *	237.8
11	1'51.514 *	19.968	35.963	21.867	33.716 *	236.3
12	1'48.983 *	19.778	34.964	20.970 *	33.271 *	241.0
13	1'48.714 *	19.341 *	35.261	20.876	33.236 *	241.0
14	1'48.849 *	19.968	34.943	20.860	33.078 *	243.2
15	<b>1'48.683</b>	19.593	34.997	20.965	33.128	247.1
16	1'49.657 *	19.776 *	35.822	20.931	33.128	246.0
17	<b>1'49.264</b>	19.539	35.195	21.121	33.409	247.1

<b>23rd</b>	<b>6</b>	<b>Ryusei YAMANAKA</b>		AEON Credit - MT Helm		JPN
	Runs=1	Total laps=16	Full laps=15	Valid laps=13		
1	2'46.811	28.007	37.119	21.754	33.892	119.4
2	1'49.980 *	20.110	35.445 *	21.171	33.254	244.8
3	<b>1'49.813</b>	20.020	35.194	21.210	33.389	244.8
4	<b>1'49.883</b>	19.991	35.205	21.240	33.447	242.1
5	<b>1'49.697</b>	19.978	35.261	21.123	33.335	243.2
6	<b>1'51.077</b>	19.995	35.249	21.260	34.573	240.0
7	<b>1'48.706</b>	19.806	35.050	20.974	32.876	244.3
8	<b>1'48.829</b>	19.825	35.072	20.928	33.004	244.8
9	1'49.544 *	19.821	35.478	21.114	33.131 *	243.2
10	<b>1'49.369</b>	19.922	35.066	21.094	33.287	243.2
11	<b>1'52.581</b>	20.138	35.391	21.430	35.622	242.6
12	<b>1'50.108</b>	19.889	35.180	21.376	33.663	243.2
13	<b>1'49.430</b>	19.962	35.065	21.101	33.302	242.1
14	<b>1'49.348</b>	19.942	35.119	21.076	33.211	242.1
15	<b>1'49.234</b>	19.818	35.186	21.023	33.207	244.3
16	<b>1'49.081</b>	19.804	35.091	21.111	33.075	244.8

<b>24th</b>	<b>14</b>	<b>Cormac BUCHANAN</b>		CODE Motorsports		NZE
	Runs=1	Total laps=16	Full laps=15	Valid laps=11		
1	2'36.725	21.455	38.061	22.378	34.459	154.5
2	<b>1'52.005</b>	20.476	36.160	21.568	33.801	243.7
3	<b>1'51.245</b>	20.171	35.928	21.400	33.746	241.0
4	<b>1'50.144</b>	20.067	35.477	21.229	33.371	244.3
5	<b>1'50.106</b>	19.771	35.449	21.143	33.743	243.2
6	<b>1'49.488</b>	19.806	35.041	21.271	33.370	241.0
7	1'50.316 *	20.051	35.638	21.288	33.339 *	237.3
8	<b>1'49.938</b>	20.007	35.471	21.154	33.306	238.4
9	<b>1'55.447</b>	19.997	36.644	21.478	37.328	236.8
10	1'49.520 *	19.800	35.314	21.201	33.205 *	240.5

**Fastest Lap:** Adrian FERNANDEZ SPA Leopard Racing **1'47.412** 19.526 34.633 20.736 32.517

These data/results cannot be reproduced, stored and/or transmitted in whole or in part by any manner of electronic, mechanical, photocopying, recording, broadcasting or otherwise now known or herein after developed without the previous express consent by the copyright owner, except for reproduction in daily press and regular printed publications on sale to the public within 60 days of the event related to those data/results and always provided that copyright symbol appears together as follows below.

© MotoGP Sports Entertainment Group, 2026

Official MotoGP Timing by  TISSOT

www.motogp.com

Barcelona, Saturday, May 16, 2026

## Free Practice Nr. 2

Moto3™

Lap	Lap Time	T1	T2	T3	T4	Speed	Lap	Lap Time	T1	T2	T3	T4	Speed
11	<b>1'49.262</b>	19.881	35.042	21.117	33.222	240.0							
12	1'50.814 *	20.040	35.268	21.284 *	34.222	235.2							
13	1'51.796 *	19.850 *	36.532	21.920	33.494	244.3							
14	<b>1'49.293</b>	19.869	35.132	21.104	33.188	240.0							
15	<b>1'48.794</b>	19.731	35.038	21.066	32.959	241.0							
16	<b>1'48.859</b>	19.872	34.956	21.012	33.019	243.2							

**25th** **5** **Leo RAMMERSTORFER** SIC58 Squadra Corse AUT  
 Runs=1 Total laps=16 Full laps=15 Valid laps=10

1	2'46.731	23.367	39.199	21.882	33.998	155.1
2	<b>1'50.648</b>	20.428	35.587	21.222	33.411	242.1
3	1'50.133 *	20.102	35.469	21.231	33.331 *	242.6
4	<b>1'49.811</b>	20.193	35.222	21.257	33.139	238.4
5	<b>1'50.099</b>	20.023	35.497	21.360	33.219	241.0
6	1'49.229 *	19.803	35.116	21.113	33.197 *	247.1
7	1'48.999 *	19.982	35.093	20.973 *	32.951 *	244.3
8	<b>1'49.036</b>	19.968	35.052	20.969	33.047	242.1
9	1'49.110 *	20.049	35.002	20.982	33.077 *	243.2
10	<b>1'49.964</b>	20.109	35.285	21.234	33.336	237.3
11	<b>1'51.034</b>	19.877	35.237	21.180	34.740	242.6
12	1'50.160 *	20.040	35.563	21.173 *	33.384 *	238.9
13	<b>1'49.715</b>	20.013	35.207	21.123	33.372	241.0
14	<b>1'49.486</b>	20.006	35.227	21.060	33.193	238.9
15	<b>1'49.443</b>	19.963	35.199	20.989	33.292	240.5
16	<b>1'49.868</b>	19.897	35.334	21.069	33.568	240.0

**26th** **32** **Zen MITANI** Honda Team Asia JPN  
 Runs=1 Total laps=16 Full laps=15 Valid laps=11

1	2'37.973	21.269	37.245	22.055	34.809	170.0
2	<b>1'52.435</b>	20.572	35.840	21.389	34.634	243.7
3	<b>1'50.786</b>	20.101	35.567	21.295	33.823	244.3
4	1'50.278 *	20.162	35.305	21.202	33.609 *	242.6
5	<b>1'49.936</b>	20.008	35.463	21.150	33.315	241.0
6	<b>1'49.545</b>	20.181	35.111	20.995	33.258	237.8
7	<b>1'49.483</b>	20.049	35.195	21.053	33.186	240.0
8	<b>1'50.218</b>	20.056	35.449	21.144	33.569	245.4
9	<b>1'49.851</b>	20.094	35.195	21.215	33.347	237.8
10	1'50.527 *	20.180	35.748 *	21.168	33.431	237.8
11	<b>1'49.689</b>	20.171	35.179	21.053	33.286	237.8
12	1'50.937 *	20.026	35.391	21.818	33.702 *	238.9
13	<b>1'50.382</b>	20.259	35.332	21.302	33.489	236.3
14	1'50.926 *	20.361	35.533	21.501	33.531 *	237.8
15	<b>1'50.583</b>	19.993	35.537	21.285	33.768	240.5
16	<b>1'50.608</b>	20.253	35.607	21.318	33.430	237.8

**Fastest Lap:** Adrian FERNANDEZ SPA Leopard Racing **1'47.412** 19.526 34.633 20.736 32.517

These data/results cannot be reproduced, stored and/or transmitted in whole or in part by any manner of electronic, mechanical, photocopying, recording, broadcasting or otherwise now known or herein after developed without the previous express consent by the copyright owner, except for reproduction in daily press and regular printed publications on sale to the public within 60 days of the event related to those data/results and always provided that copyright symbol appears together as follows below.

© MotoGP Sports Entertainment Group, 2026

Official MotoGP Timing by  TISSOT

www.motogp.com

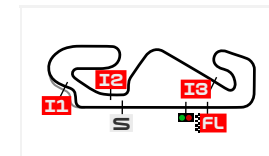
Barcelona, Saturday, May 16, 2026

Page 5 of 5

# BEST PARTIAL TIMES

## MONSTER ENERGY GRAND PRIX OF CATALONIA

### FREE PRACTICE NR. 2



Circuit de Barcelona-Catalunya#657 m.

*IT* Ideal Lap Time, sum of the best partial times

*BT* Best Lap Time

Pos	T1		T2		T3		T4		Pos	Rider	IT	BT	
	Rider	Time	Rider	Time	Rider	Time	Rider	Time					
1	M.QUILES	19.431	D.MUÑOZ	34.490	D.MUÑOZ	20.664	B.URIARTE	32.425	1	A.FERNANDEZ	1'47.238	1'47.412	(1)
2	<b>E.O'SHEA</b>	<b>19.491</b>	<b>A.FERNANDEZ</b>	<b>34.529</b>	<b>A.FERNANDEZ</b>	<b>20.666</b>	<b>A.FERNANDEZ</b>	<b>32.517</b>	2	M.QUILES	1'47.274	1'47.568	(4)
3	D.MUÑOZ	19.525	M.QUILES	34.559	M.QUILES	20.697	D.ALMANSA	32.551	3	D.MUÑOZ	1'47.315	1'47.596	(5)
4	<b>A.FERNANDEZ</b>	<b>19.526</b>	<b>J.RIOS</b>	<b>34.593</b>	<b>B.URIARTE</b>	<b>20.713</b>	<b>M.QUILES</b>	<b>32.587</b>	4	B.URIARTE	1'47.349	1'47.436	(2)
5	H.DANISH	19.531	H.DANISH	34.598	D.ALMANSA	20.718	H.DANISH	32.593	5	H.DANISH	1'47.486	1'47.789	(6)
6	<b>A.CRUCES</b>	<b>19.539</b>	<b>R.SALMELA</b>	<b>34.602</b>	<b>H.DANISH</b>	<b>20.764</b>	<b>G.PINI</b>	<b>32.623</b>	6	D.ALMANSA	1'47.508	1'47.508	(3)
7	J.ESTEBAN	19.551	V.PRATAMA	34.624	A.CRUCES	20.796	D.MUÑOZ	32.636	7	J.RIOS	1'47.758	1'47.987	(10)
8	<b>V.PRATAMA</b>	<b>19.553</b>	<b>B.URIARTE</b>	<b>34.641</b>	<b>J.RIOS</b>	<b>20.800</b>	<b>M.MORELLI</b>	<b>32.641</b>	8	V.PRATAMA	1'47.814	1'48.152	(13)
9	J.KELSO	19.555	D.ALMANSA	34.662	V.PRATAMA	20.802	J.RIOS	32.670	9	J.ESTEBAN	1'47.820	1'47.929	(7)
10	<b>B.URIARTE</b>	<b>19.570</b>	<b>J.ESTEBAN</b>	<b>34.713</b>	<b>J.ESTEBAN</b>	<b>20.824</b>	<b>J.KELSO</b>	<b>32.671</b>	10	J.KELSO	1'47.832	1'47.961	(8)
11	D.ALMANSA	19.577	G.PINI	34.719	M.BERTELLE	20.835	M.BERTELLE	32.714	11	M.MORELLI	1'47.879	1'47.980	(9)
12	<b>S.OGDEN</b>	<b>19.627</b>	<b>M.MORELLI</b>	<b>34.729</b>	<b>V.PERRONE</b>	<b>20.837</b>	<b>J.ESTEBAN</b>	<b>32.732</b>	12	G.PINI	1'47.987	1'48.067	(12)
13	M.BERTELLE	19.646	J.KELSO	34.756	M.MORELLI	20.845	R.MOODLEY	32.772	13	R.SALMELA	1'47.988	1'48.021	(11)
14	<b>M.MORELLI</b>	<b>19.664</b>	<b>A.CARPE</b>	<b>34.770</b>	<b>J.KELSO</b>	<b>20.850</b>	<b>E.O'SHEA</b>	<b>32.790</b>	14	E.O'SHEA	1'48.022	1'48.445	(17)
15	A.CARPE	19.678	A.CRUCES	34.784	E.O'SHEA	20.858	C.O'GORMAN	32.815	15	M.BERTELLE	1'48.037	1'48.298	(14)
16	<b>R.SALMELA</b>	<b>19.687</b>	<b>S.OGDEN</b>	<b>34.805</b>	<b>R.SALMELA</b>	<b>20.858</b>	<b>V.PRATAMA</b>	<b>32.835</b>	16	A.CRUCES	1'48.150	1'48.580	(22)
17	J.RIOS	19.695	R.MOODLEY	34.835	S.OGDEN	20.870	R.SALMELA	32.841	17	S.OGDEN	1'48.256	1'48.474	(18)
18	<b>C.O'GORMAN</b>	<b>19.711</b>	<b>M.BERTELLE</b>	<b>34.842</b>	<b>R.MOODLEY</b>	<b>20.875</b>	<b>R.YAMANAKA</b>	<b>32.876</b>	18	R.MOODLEY	1'48.261	1'48.337	(15)
19	C.BUCHANAN	19.731	C.O'GORMAN	34.860	G.PINI	20.880	N.CARRARO	32.909	19	C.O'GORMAN	1'48.283	1'48.387	(16)
20	<b>N.CARRARO</b>	<b>19.740</b>	<b>N.CARRARO</b>	<b>34.874</b>	<b>C.O'GORMAN</b>	<b>20.897</b>	<b>S.OGDEN</b>	<b>32.954</b>	20	A.CARPE	1'48.393	1'48.566	(20)
21	G.PINI	19.765	E.O'SHEA	34.883	N.CARRARO	20.921	C.BUCHANAN	32.959	21	N.CARRARO	1'48.444	1'48.568	(21)
22	<b>V.PERRONE</b>	<b>19.775</b>	<b>V.PERRONE</b>	<b>34.902</b>	<b>R.YAMANAKA</b>	<b>20.928</b>	<b>V.PERRONE</b>	<b>32.985</b>	22	V.PERRONE	1'48.499	1'48.499	(19)
23	R.MOODLEY	19.779	C.BUCHANAN	34.956	A.CARPE	20.957	A.CARPE	32.988	23	R.YAMANAKA	1'48.658	1'48.706	(23)
24	<b>L.RAMMERSTOR</b>	<b>19.803</b>	<b>L.RAMMERSTOR</b>	<b>35.002</b>	<b>L.RAMMERSTOR</b>	<b>20.969</b>	<b>A.CRUCES</b>	<b>33.031</b>	23	C.BUCHANAN	1'48.658	1'48.794	(24)
25	R.YAMANAKA	19.804	R.YAMANAKA	35.050	Z.MITANI	20.995	L.RAMMERSTOR	33.047	25	L.RAMMERSTORFER	1'48.821	1'49.036	(25)

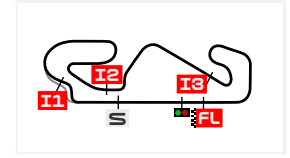
These data/results cannot be reproduced, stored and/or transmitted in whole or in part by any manner of electronic, mechanical, photocopying, recording, broadcasting or otherwise now known or herein after developed without the previous express consent by the copyright owner, except for reproduction in daily press and regular printed publications on sale to the public within 60 days of the event related to those data/results and always provided that copyright symbol appears together as follows below.

© MotoGP Sports Entertainment Group, 2026

## BEST PARTIAL TIMES

### MONSTER ENERGY GRAND PRIX OF CATALONIA

#### FREE PRACTICE NR. 2



Circuit de Barcelona-Catalunya 4.657 m.

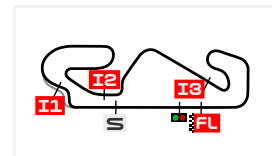
*IT* Ideal Lap Time, sum of the best partial times

*BT* Best Lap Time

Pos	T1		T2		T3		T4		Pos	Rider	IT	BT
	Rider	Time	Rider	Time	Rider	Time	Rider	Time				
26	Z.MITANI	19.993	Z.MITANI	35.111	C.BUCHANAN	21.012	Z.MITANI	33.186	26	Z.MITANI	1'49.285	1'49.483 (26)

These data/results cannot be reproduced, stored and/or transmitted in whole or in part by any manner of electronic, mechanical, photocopying, recording, broadcasting or otherwise now known or herein after developed without the previous express consent by the copyright owner, except for reproduction in daily press and regular printed publications on sale to the public within 60 days of the event related to those data/results and always provided that copyright symbol appears together as follows below.

© MotoGP Sports Entertainment Group, 2026



Circuit de Barcelona-Catalunya 4657 m.

## FASTEST LAPS SEQUENCE

### MONSTER ENERGY GRAND PRIX OF CATALONIA FREE PRACTICE NR. 2

Practice Time	#	Rider	Nation	Motorcycle	Time	Km/h	Rider's Lap
<b>3'52.177</b>	51	<b>Brian URIARTE</b>	SPA	KTM	<b>1'50.869</b>	151.2	2
<b>4'30.009</b>	83	<b>Alvaro CARPE</b>	SPA	KTM	<b>1'49.938</b>	152.4	2
<b>4'40.486</b>	31	<b>Adrian FERNANDEZ</b>	SPA	HONDA	<b>1'48.866</b>	153.9	2
<b>6'21.232</b>	66	<b>Joel KELSO</b>	AUS	HONDA	<b>1'48.864</b>	154.0	2
<b>6'24.414</b>	64	<b>David MUÑOZ</b>	SPA	KTM	<b>1'48.251</b>	154.8	3
<b>6'33.227</b>	28	<b>Maximo QUILES</b>	SPA	KTM	<b>1'48.234</b>	154.8	3
<b>8'12.171</b>	64	<b>David MUÑOZ</b>	SPA	KTM	<b>1'47.757</b>	155.5	4
<b>8'20.929</b>	28	<b>Maximo QUILES</b>	SPA	KTM	<b>1'47.702</b>	155.6	4
<b>9'59.806</b>	64	<b>David MUÑOZ</b>	SPA	KTM	<b>1'47.635</b>	155.7	5
<b>11'47.402</b>	64	<b>David MUÑOZ</b>	SPA	KTM	<b>1'47.596</b>	155.8	6
<b>17'28.560</b>	22	<b>David ALMANSA</b>	SPA	KTM	<b>1'47.508</b>	155.9	9
<b>29'19.270</b>	31	<b>Adrian FERNANDEZ</b>	SPA	HONDA	<b>1'47.412</b>	156.0	14

These data/results cannot be reproduced, stored and/or transmitted in whole or in part by any manner of electronic, mechanical, photocopying, recording, broadcasting or otherwise now known or herein after developed without the previous express consent by the copyright owner, except for reproduction in daily press and regular printed publications on sale to the public within 60 days of the event related to those data/results and always provided that copyright symbol appears together as follows below.

© MotoGP Sports Entertainment Group, 2026

Official MotoGP Timing by [www.motogp.com](http://www.motogp.com)

Barcelona, Saturday, May 16, 2026