




5245 m.

**GRAN PREMIO D'ITALIA OAKLEY**  
**Free Practice Nr. 2**  
**Classification**

**6**

	Rider	Nation	Team	Motorcycle	Time	Lap Total	Gap	Top Speed
1	63 <b>Francesco BAGNAIA</b>	ITA	Ducati Lenovo Team	DUCATI	<b>1'46.147</b>	19 19		<b>354.0</b>
2	42 <b>Alex RINS</b>	SPA	Team SUZUKI ECSTAR	SUZUKI	<b>1'46.218</b>	18 19	0.071 0.071	<b>352.9</b>
3	21 <b>Franco MORBIDELLI</b>	ITA	Petronas Yamaha SRT	YAMAHA	<b>1'46.331</b>	16 16	0.184 0.113	<b>339.6</b>
4	20 <b>Fabio QUARTARARO</b>	FRA	Monster Energy Yamaha MotoGP	YAMAHA	<b>1'46.372</b>	17 18	0.225 0.041	<b>349.5</b>
5	33 <b>Brad BINDER</b>	RSA	Red Bull KTM Factory Racing	KTM	<b>1'46.436</b>	18 19	0.289 0.064	<b>355.2</b>
6	88 <b>Miguel OLIVEIRA</b>	POR	Red Bull KTM Factory Racing	KTM	<b>1'46.584</b>	4 18	0.437 0.148	<b>356.4</b>
7	30 <b>Takaaki NAKAGAMI</b>	JPN	LCR Honda IDEMITSU	HONDA	<b>1'46.593</b>	19 19	0.446 0.009	<b>351.7</b>
8	41 <b>Aleix ESPARGARO</b>	SPA	Aprilia Racing Team Gresini	APRILIA	<b>1'46.655</b>	15 15	0.508 0.062	<b>350.6</b>
9	43 <b>Jack MILLER</b>	AUS	Ducati Lenovo Team	DUCATI	<b>1'46.688</b>	16 18	0.541 0.033	<b>355.2</b>
10	5 <b>Johann ZARCO</b>	FRA	Pramac Racing	DUCATI	<b>1'46.840</b>	17 17	0.693 0.152	<b>352.9</b>
11	36 <b>Joan MIR</b>	SPA	Team SUZUKI ECSTAR	SUZUKI	<b>1'46.847</b>	15 18	0.700 0.007	<b>351.7</b>
12	93 <b>Marc MARQUEZ</b>	SPA	Repsol Honda Team	HONDA	<b>1'46.973</b>	17 17	0.826 0.126	<b>349.5</b>
13	44 <b>Poi ESPARGARO</b>	SPA	Repsol Honda Team	HONDA	<b>1'46.986</b>	19 19	0.839 0.013	<b>351.7</b>
14	51 <b>Michele PIRRO</b>	ITA	Pramac Racing	DUCATI	<b>1'47.107</b>	15 17	0.960 0.121	<b>357.6</b>
15	9 <b>Danilo PETRUCCI</b>	ITA	Tech 3 KTM Factory Racing	KTM	<b>1'47.129</b>	17 17	0.982 0.022	<b>350.6</b>
16	10 <b>Luca MARINI</b>	ITA	SKY VR46 Avintia	DUCATI	<b>1'47.154</b>	18 18	1.007 0.025	<b>348.3</b>
17	12 <b>Maverick VIÑALES</b>	SPA	Monster Energy Yamaha MotoGP	YAMAHA	<b>1'47.195</b>	21 21	1.048 0.041	<b>349.5</b>
18	73 <b>Alex MARQUEZ</b>	SPA	LCR Honda CASTROL	HONDA	<b>1'47.326</b>	17 19	1.179 0.131	<b>351.7</b>
19	23 <b>Anea BASTIANINI</b>	ITA	Avintia Esponsorama	DUCATI	<b>1'47.480</b>	16 16	1.333 0.154	<b>351.7</b>
20	32 <b>Lorenzo SAVADORI</b>	ITA	Aprilia Racing Team Gresini	APRILIA	<b>1'47.668</b>	15 15	1.521 0.188	<b>345.0</b>
21	46 <b>Valentino ROSSI</b>	ITA	Petronas Yamaha SRT	YAMAHA	<b>1'47.719</b>	20 20	1.572 0.051	<b>347.2</b>
22	27 <b>Iker LECUONA</b>	SPA	Tech 3 KTM Factory Racing	KTM	<b>1'47.792</b>	3 16	1.645 0.073	<b>351.7</b>

**Practice condition: Dry**  
**Air: 25°**  
**Humidity: 41%**  
**Ground: 46°**

<b>Fastest Lap:</b>	Lap: 19	<b>Francesco BAGNAIA</b>	<b>1'46.147</b>	177.8 Km/h
<b>Best Race Lap:</b>	2013	<b>Marc MARQUEZ</b>	<b>1'47.639</b>	175.4 Km/h
<b>All Time Lap Record:</b>	2019	<b>Marc MARQUEZ</b>	<b>1'45.519</b>	178.9 Km/h

The results are provisional until the end of the limit for protest and appeals.

Time limit for protest expires 30' after publication of the results - ..... Time: .....

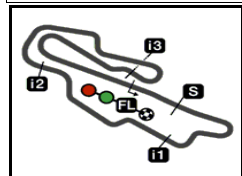
These data/results cannot be reproduced, stored and/or transmitted in whole or in part by any manner of electronic, mechanical, photocopying, recording, broadcasting or otherwise now known or herein after developed without the previous express consent by the copyright owner, except for reproduction in daily press and regular printed publications on sale to the public within 60 days of the event related to those data/results and always provided that copyright symbol appears together as follows below.

© DORNA, 2021

Official MotoGP Timing by **TISSOT**  
 www.motogp.com


**Mugello, Friday, May 28, 2021**





**GRAN PREMIO D'ITALIA OAKLEY**  
**Free Practice Nr. 2**  
**Combined Free Practice Times**

**7**

	Rider	Nation	Team	MOTORCYCLE	FP1	FP2	Gap
1	63 <b>F.BAGNAIA</b>	ITA	Ducati Lenovo Team	DUCATI	1'47.186 18	<b>1'46.147</b> 19	
2	42 <b>A.RINS</b>	SPA	Team SUZUKI ECSTAR	SUZUKI	1'46.952 18	<b>1'46.218</b> 18	0.071 0.071
3	21 <b>F.MORBIDELLI</b>	ITA	Petronas Yamaha SRT	YAMAHA	1'47.184 18	<b>1'46.331</b> 16	0.184 0.113
4	20 <b>F.QUARTARARO</b>	FRA	Monster Energy Yamaha MotoGP	YAMAHA	1'47.566 6	<b>1'46.372</b> 17	0.225 0.041
5	33 <b>B.BINDER</b>	RSA	Red Bull KTM Factory Racing	KTM	1'48.049 7	<b>1'46.436</b> 18	0.289 0.064
6	88 <b>M.OLIVEIRA</b>	POR	Red Bull KTM Factory Racing	KTM	1'47.748 10	<b>1'46.584</b> 4	0.437 0.148
7	30 <b>T.NAKAGAMI</b>	JPN	LCR Honda IDEMITSU	HONDA	1'47.791 7	<b>1'46.593</b> 19	0.446 0.009
8	12 <b>M.VIÑALES</b>	SPA	Monster Energy Yamaha MotoGP	YAMAHA	<b>1'46.593</b> 19	1'47.195 21	0.446
9	41 <b>A.ESPARGARO</b>	SPA	Aprilia Racing Team Gresini	APRILIA	1'47.992 16	<b>1'46.655</b> 15	0.508 0.062
10	43 <b>J.MILLER</b>	AUS	Ducati Lenovo Team	DUCATI	1'47.716 20	<b>1'46.688</b> 16	0.541 0.033
11	5 <b>J.ZARCO</b>	FRA	Pramac Racing	DUCATI	<b>1'46.802</b> 18	1'46.840 17	0.655 0.114
12	36 <b>J.MIR</b>	SPA	Team SUZUKI ECSTAR	SUZUKI	1'47.176 19	<b>1'46.847</b> 15	0.700 0.045
13	93 <b>M.MARQUEZ</b>	SPA	Repsol Honda Team	HONDA	1'48.277 6	<b>1'46.973</b> 17	0.826 0.126
14	44 <b>P.ESPARGARO</b>	SPA	Repsol Honda Team	HONDA	1'47.870 16	<b>1'46.986</b> 19	0.839 0.013
15	51 <b>M.PIRRO</b>	ITA	Pramac Racing	DUCATI	1'47.555 16	<b>1'47.107</b> 15	0.960 0.121
16	9 <b>D.PETRUCCI</b>	ITA	Tech 3 KTM Factory Racing	KTM	1'48.319 20	<b>1'47.129</b> 17	0.982 0.022
17	10 <b>L.MARINI</b>	ITA	SKY VR46 Avintia	DUCATI	1'48.128 16	<b>1'47.154</b> 18	1.007 0.025
18	73 <b>A.MARQUEZ</b>	SPA	LCR Honda CASTROL	HONDA	1'48.375 6	<b>1'47.326</b> 17	1.179 0.172
19	23 <b>E.BASTIANINI</b>	ITA	Avintia Esponsorama	DUCATI	1'48.967 19	<b>1'47.480</b> 16	1.333 0.154
20	32 <b>L.SAVADORI</b>	ITA	Aprilia Racing Team Gresini	APRILIA	1'48.734 18	<b>1'47.668</b> 15	1.521 0.188
21	46 <b>V.ROSSI</b>	ITA	Petronas Yamaha SRT	YAMAHA	1'48.302 15	<b>1'47.719</b> 20	1.572 0.051
22	27 <b>I.LECUONA</b>	SPA	Tech 3 KTM Factory Racing	KTM	1'48.997 12	<b>1'47.792</b> 3	1.645 0.073

<b>Pole Position Record:</b>	2019	<b>Marc MARQUEZ</b>	<b>1'45.519</b>	178.9 Km/h
<b>Best Race Lap:</b>	2013	<b>Marc MARQUEZ</b>	<b>1'47.639</b>	175.4 Km/h
<b>All Time Lap Record:</b>	2019	<b>Marc MARQUEZ</b>	<b>1'45.519</b>	178.9 Km/h

The results are provisional until the end of the limit for protest and appeals.

Time limit for protest expires 60' after publication of the results - ..... Time: .....

These data/results cannot be reproduced, stored and/or transmitted in whole or in part by any manner of electronic, mechanical, photocopying, recording, broadcasting or otherwise now known or herein after developed without the previous express consent by the copyright owner, except for reproduction in daily press and regular printed publications on sale to the public within 60 days of the event related to those data/results and always provided that copyright symbol appears together as follows below.

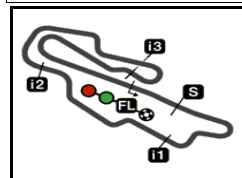
© DORNA, 2021

Official MotoGP Timing by TISSOT

www.motogp.com

Mugello, Friday, May 28, 2021





5245 m.

## GRAN PREMIO D'ITALIA OAKLEY

## Free Practice Nr. 2

## Top Speed &amp; Average

8



Rider	Nation	Motorcycle	Top 5 speeds					Average	Top
51 Michele PIRRO	ITA	DUCATI	357.6	355.2	354.0	354.0	354.0	355.0	357.6
88 Miguel OLIVEIRA	POR	KTM	356.4	351.7	351.7	351.7	351.7	352.5	356.4
33 Brad BINDER	RSA	KTM	355.2	355.2	354.0	352.9	351.7	353.8	355.2
43 Jack MILLER	AUS	DUCATI	355.2	355.2	354.0	351.7	351.7	353.6	355.2
63 Francesco BAGNAIA	ITA	DUCATI	354.0	354.0	351.7	350.6	350.6	352.2	354.0
5 Johann ZARCO	FRA	DUCATI	352.9	352.9	352.9	350.6	350.6	351.5	352.9
42 Alex RINS	SPA	SUZUKI	352.9	350.6	349.5	347.2	345.0	347.0	352.9
23 Enea BASTIANINI	ITA	DUCATI	351.7	350.6	349.5	348.3	347.2	349.1	351.7
27 Iker LECUONA	SPA	KTM	351.7	350.6	350.6	350.6	350.6	350.8	351.7
30 Takaaki NAKAGAMI	JPN	HONDA	351.7	351.7	346.1	346.1	345.0	347.6	351.7
36 Joan MIR	SPA	SUZUKI	351.7	351.7	351.7	351.7	348.3	351.0	351.7
44 Pol ESPARGARO	SPA	HONDA	351.7	350.6	350.6	349.5	349.5	350.4	351.7
73 Alex MARQUEZ	SPA	HONDA	351.7	351.7	350.6	349.5	349.5	350.4	351.7
9 Danilo PETRUCCI	ITA	KTM	350.6	348.3	348.3	347.2	347.2	348.3	350.6
41 Aleix ESPARGARO	SPA	APRILIA	350.6	348.3	348.3	348.3	346.1	348.3	350.6
12 Maverick VIÑALES	SPA	YAMAHA	349.5	348.3	348.3	341.7	340.6	343.1	349.5
20 Fabio QUARTARARO	FRA	YAMAHA	349.5	346.1	346.1	346.1	346.1	346.8	349.5
93 Marc MARQUEZ	SPA	HONDA	349.5	348.3	348.3	348.3	347.2	348.3	349.5
10 Luca MARINI	ITA	DUCATI	348.3	346.1	345.0	345.0	345.0	345.7	348.3
46 Valentino ROSSI	ITA	YAMAHA	347.2	347.2	346.1	343.9	343.9	345.7	347.2
32 Lorenzo SAVADORI	ITA	APRILIA	345.0	345.0	343.9	343.9	342.8	343.9	345.0
21 Franco MORBIDELLI	ITA	YAMAHA	339.6	338.5	336.4	336.4	336.4	337.5	339.6

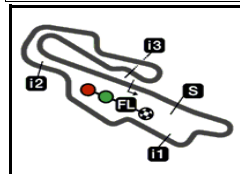
These data/results cannot be reproduced, stored and/or transmitted in whole or in part by any manner of electronic, mechanical, photocopying, recording, broadcasting or otherwise now known or herein after developed without the previous express consent by the copyright owner, except for reproduction in daily press and regular printed publications on sale to the public within 60 days of the event related to those data/results and always provided that copyright symbol appears together as follows below.

© DORNA, 2021

Official MotoGP Timing by TISSOT  
www.motogp.com



Mugello, Friday, May 28, 2021



5245 m.

# GRAN PREMIO D'ITALIA OAKLEY

## Free Practice Nr. 2

### Chronological Analysis of Performances

9

\* Lap / Sector time cancelled      **T1** Time from finish line to 1st intermedate      **T3** Time from 2nd intermed. to 3rd intermed.  
**P** Crossing the finish line in pit lane      **T2** Time from 1st intermed. to 2nd intermed.      **T4** Time from 3rd intermedate to finish line  
**\*\*** Tyre data subject to further updates

Lap	Lap Time	T1	T2	T3	T4	Speed	Lap	Lap Time	T1	T2	T3	T4	Speed		
<b>1st</b>	<b>63</b>	<b>Francesco BAGNAIA</b>		DUCATI		ITA	8	1'47.494 *	25.377	22.716	34.998	24.403*	343.9		
		Ducati Lenovo Team					9	<b>1'47.301</b>	25.319	22.635	34.940	24.407	345.0		
		Runs=4 Total laps=19 Full laps=9					10	<b>1'47.121</b>	25.210	22.608	35.048	24.255	345.0		
<b>Run # 1</b>	<b>Front Tyre</b>	<b>Slick-Medium</b>	<b>Rear Tyre</b>	<b>Slick-Soft</b>											
	3 Laps at start			New Tyre											
1	2'08.088	33.867	25.405	36.891	25.367	201.8	<b>Run # 3</b>	<b>Front Tyre</b>	<b>Slick-Medium</b>	<b>Rear Tyre</b>	<b>Slick-Medium</b>				
2	<b>1'48.711</b>	25.436	23.133	35.604	24.538	346.1		New Tyre			New Tyre				
3	<b>1'52.579</b>	25.466	23.052	39.356	24.705	346.1	13	1'56.200	31.126	24.132	36.284	24.658	204.9		
4	1'47.895 *	25.410	22.956*	35.196	24.333	354.0	14	<b>1'46.913</b>	25.170	22.593	34.763	24.387	345.0		
5	1'48.301 *	25.666	22.909	35.415	24.311*	331.2	15	<b>1'46.721</b>	25.075	22.561	34.761	24.324	345.0		
6	<b>1'47.511</b>	25.144	22.873	35.194	24.300	354.0	16	54.406 P	26.751					330.2	
7	55.167 P	27.028					348.3	<b>Run # 4</b>	<b>Front Tyre</b>	<b>Slick-Medium</b>	<b>Rear Tyre</b>	<b>Slick-Soft</b>			
<b>Run # 2</b>	<b>Front Tyre</b>	<b>Slick-Medium</b>	<b>Rear Tyre</b>	<b>Slick-Medium</b>											
	10 Laps at start			New Tyre											
8	1'58.334	33.108	24.357	36.279	24.590	180.0	17	1'53.693 *	29.724	23.498*	35.770	24.701	210.9		
9	<b>1'47.292</b>	25.226	22.795	34.997	24.274	348.3	18	<b>1'46.218</b>	25.027	22.433	34.650	24.108	343.9		
10	<b>1'46.648</b>	24.998	22.579	34.864	24.207	351.7	19	<b>1'46.438</b>	24.995	22.453	34.815	24.175	345.0		
11	<b>1'47.516</b>	25.245	22.895	35.071	24.305	347.2	<b>3rd</b> <b>21</b> <b>Franco MORBIDELLI</b> YAMAHA ITA								
12	<b>1'47.140</b>	25.157	22.749	35.103	24.131	350.6	Petronas Yamaha SRT								
13	55.722 P	27.567					348.3	Runs=4 Total laps=16 Full laps=7							
<b>Run # 3</b>	<b>Front Tyre</b>	<b>Slick-Medium</b>	<b>Rear Tyre</b>	<b>Slick-Medium</b>											
	16 Laps at start			New Tyre											
14	1'55.079	31.461	23.525	35.544	24.549	201.1	<b>Run # 1</b>	<b>Front Tyre</b>	<b>Slick-Medium</b>	<b>Rear Tyre</b>	<b>Slick-Medium</b>				
15	<b>1'47.660</b>	25.264	22.842	35.199	24.355	348.3		6 Laps at start			6 Laps at start				
16	53.673 P	25.181					348.3	1	2'41.908	34.437	25.400	37.301	25.403	167.4	
<b>Run # 4</b>	<b>Front Tyre</b>	<b>Slick-Medium</b>	<b>Rear Tyre</b>	<b>Slick-Soft</b>											
	New Tyre			New Tyre											
17	1'58.180	32.556	24.208	37.037	24.379	184.6	2	<b>1'49.248</b>	25.919	23.201	35.373	24.755	335.4		
18	1'47.495 *	25.100	22.649	34.971	24.775*	349.5	3	1'47.961 *	25.341	22.805*	35.177	24.638	336.4		
19	<b>1'46.147</b>	24.981	22.436	34.715	24.015	350.6	4	<b>1'47.930</b>	25.251	22.769	35.413	24.497	336.4		
							5	<b>1'47.934</b>	25.324	22.813	35.290	24.507	335.4		
							6	1'58.565 *	31.413	25.452*	36.892	24.808	339.6		
							7	52.423 P	25.400					336.4	
<b>Run # 2</b>	<b>Front Tyre</b>	<b>Slick-Medium</b>	<b>Rear Tyre</b>	<b>Slick-Medium</b>											
	13 Laps at start			New Tyre											
8	2'01.863	35.199	24.324	37.303	25.037	150.2	<b>Run # 2</b>	<b>Front Tyre</b>	<b>Slick-Medium</b>	<b>Rear Tyre</b>	<b>Slick-Medium</b>				
9	<b>1'48.274</b>	25.530	22.907	35.269	24.568	334.3		13 Laps at start			13 Laps at start				
10	<b>1'48.004</b>	25.387	22.726	35.289	24.602	335.4	5	<b>1'47.934</b>	25.324	22.813	35.290	24.507	335.4		
11	<b>1'59.147</b>	32.205	25.668	36.531	24.743	335.4	6	1'58.565 *	31.413	25.452*	36.892	24.808	339.6		
12	53.755 P	25.391					334.3	7	52.423 P	25.400					336.4
<b>Run # 3</b>	<b>Front Tyre</b>	<b>Slick-Medium</b>	<b>Rear Tyre</b>	<b>Slick-Soft</b>											
	New Tyre			New Tyre											
13	2'03.164	35.752	23.698	35.678	28.036	169.0	<b>Run # 4</b>	<b>Front Tyre</b>	<b>Slick-Medium</b>	<b>Rear Tyre</b>	<b>Slick-Soft</b>				
14	1'05.156 P	34.834					334.3		2 Laps at start			2 Laps at start			
<b>Run # 2</b>	<b>Front Tyre</b>	<b>Slick-Medium</b>	<b>Rear Tyre</b>	<b>Slick-Medium</b>											
	6 Laps at start			New Tyre											
15	1'56.255	33.184	23.371	35.272	24.428	183.3	15	1'56.255	33.184	23.371	35.272	24.428	183.3		
16	<b>1'46.331</b>	25.072	22.435	34.591	24.233	338.5	16	<b>1'46.331</b>	25.072	22.435	34.591	24.233	338.5		

**Fastest Lap:** Francesco BAGNAIA      Ducati Lenovo Team      ITA      **1'46.147**      24.981      22.436      34.715      24.015

These data/results cannot be reproduced, stored and/or transmitted in whole or in part by any manner of electronic, mechanical, photocopying, recording, broadcasting or otherwise now known or herein after developed without the previous express consent by the copyright owner, except for reproduction in daily press and regular printed publications on sale to the public within 60 days of the event related to those data/results and always provided that copyright symbol appears together as follows below.  
 © DORNA, 2021



# Free Practice Nr. 2

# MotoGP

Lap	Lap Time	T1	T2	T3	T4	Speed	Lap	Lap Time	T1	T2	T3	T4	Speed	
<b>4th</b>	<b>20</b>	<b>Fabio QUARTARARO</b>				YAMAHA	FRA	19	<b>1'46.894</b>	25.064	22.656	34.946	24.228	350.6
Monster Energy Yamaha MotoGP							Runs=3 Total laps=18 Full laps=13							
<b>Run #</b>	<b>1</b>	<b>Front Tyre</b>	<b>Slick-Medium</b>	<b>Rear Tyre</b>	<b>Slick-Medium</b>		<b>Run #</b>	<b>1</b>	<b>Front Tyre</b>	<b>Slick-Medium</b>	<b>Rear Tyre</b>	<b>Slick-Medium</b>		
			<b>New Tyre</b>	<b>New Tyre</b>							<b>New Tyre</b>	<b>New Tyre</b>		
1	3'15.902	34.150	28.913	37.601	25.509	166.9	1	2'21.935	32.763	24.673	36.534	24.996	202.6	
2	<b>1'48.727</b>	25.672	23.053	35.261	24.741	342.8	2	<b>1'47.878</b>	25.453	23.056	35.064	24.305	350.6	
3	<b>1'47.362</b>	25.132	22.776	34.985	24.469	346.1	3	<b>1'47.185</b>	25.143	22.858	34.905	24.279	351.7	
4	<b>1'47.515</b>	25.031	22.695	35.280	24.509	346.1	4	<b>1'46.584</b>	<b>24.965</b>	22.662	<b>34.861</b>	24.096	351.7	
5	<b>1'47.046</b>	25.125	22.610	34.851	24.460	343.9	5	<b>1'50.511</b>	25.770	23.934	36.332	24.475	<b>356.4</b>	
6	<b>1'47.229</b>	25.104	22.666	34.933	24.526	342.8	6	<b>1'47.179</b>	25.085	22.818	35.083	24.193	351.7	
7	57.572 P	28.336				341.7	7	56.285 P	28.893				349.5	
<b>Run #</b>	<b>2</b>	<b>Front Tyre</b>	<b>Slick-Medium</b>	<b>Rear Tyre</b>	<b>Slick-Medium</b>		<b>Run #</b>	<b>2</b>	<b>Front Tyre</b>	<b>Slick-Medium</b>	<b>Rear Tyre</b>	<b>Slick-Medium</b>		
			<b>7 Laps at start</b>	<b>7 Laps at start</b>							<b>7 Laps at start</b>	<b>7 Laps at start</b>		
8	1'55.450 *	31.225	23.769	35.483*	24.973	219.9	8	1'56.849	32.108	23.920	36.052	24.769	208.4	
9	<b>1'46.960</b>	25.098	22.602	34.760	24.500	342.8	9	<b>1'47.767</b>	25.343	22.937	35.075	24.412	350.6	
10	<b>1'47.095</b>	25.140	22.685	34.837	24.433	342.8	10	<b>1'47.193</b>	25.199	22.726	34.964	24.304	350.6	
11	<b>1'46.975</b>	25.078	22.635	34.872	24.390	342.8	11	<b>1'47.408</b>	25.293	22.709	35.175	24.231	349.5	
12	<b>1'47.071</b>	25.128	22.557	34.911	24.475	343.9	12	1'47.908 *	25.360	22.870*	35.365	24.313	350.6	
13	<b>1'47.300</b>	25.150	22.732	34.939	24.479	345.0	13	58.541 P	29.286				334.3	
14	57.249 P	29.000				343.9	<b>Run #</b>	<b>3</b>	<b>Front Tyre</b>	<b>Slick-Hard</b>	<b>Rear Tyre</b>	<b>Slick-Soft</b>		
			<b>New Tyre</b>	<b>New Tyre</b>							<b>New Tyre</b>	<b>New Tyre</b>		
15	1'56.713	31.968	23.340	36.802	24.603	175.6	14	1'55.327	31.379	23.660	35.616	24.672	211.7	
16	<b>1'56.385</b>	24.960	<b>22.364</b>	43.644	25.417	346.1	15	<b>1'46.923</b>	25.097	22.730	34.928	24.168	351.7	
17	<b>1'46.372</b>	25.014	22.475	<b>34.621</b>	<b>24.262</b>	<b>349.5</b>	16	<b>1'46.647</b>	24.972	22.679	34.901	<b>24.095</b>	351.7	
18	<b>1'46.390</b>	<b>24.924</b>	22.460	34.710	24.296	346.1	17	<b>1'58.995</b>	28.623	23.973	41.768	24.631	346.1	
<b>Run #</b>	<b>3</b>	<b>Front Tyre</b>	<b>Slick-Medium</b>	<b>Rear Tyre</b>	<b>Slick-Soft</b>		18	<b>1'47.030</b>	25.188	<b>22.637</b>	34.945	24.260	349.5	
			<b>New Tyre</b>	<b>New Tyre</b>							<b>New Tyre</b>	<b>New Tyre</b>		
<b>5th</b>	<b>33</b>	<b>Brad BINDER</b>				KTM	RSA	Runs=3 Total laps=19 Full laps=13						
Red Bull KTM Factory Racing							Runs=3 Total laps=19 Full laps=13							
<b>Run #</b>	<b>1</b>	<b>Front Tyre</b>	<b>Slick-Medium</b>	<b>Rear Tyre</b>	<b>Slick-Medium</b>		<b>Run #</b>	<b>1</b>	<b>Front Tyre</b>	<b>Slick-Medium</b>	<b>Rear Tyre</b>	<b>Slick-Medium</b>		
			<b>New Tyre</b>	<b>New Tyre</b>							<b>New Tyre</b>	<b>New Tyre</b>		
1	2'12.815	32.437	24.422	36.634	24.903	197.4	1	2'22.721	34.968	24.960	36.747	24.961	165.6	
2	<b>1'49.100</b>	25.673	23.379	35.582	24.466	345.0	2	<b>1'48.436</b>	25.543	23.222	35.195	24.476	343.9	
3	<b>1'47.827</b>	25.110	22.942	35.211	24.564	<b>355.2</b>	3	<b>1'47.351</b>	25.182	22.776	35.028	24.365	345.0	
4	<b>1'47.760</b>	25.209	22.912	35.279	24.360	352.9	4	<b>2'09.737</b>	30.634	29.263	44.672	25.168	343.9	
5	<b>1'48.193</b>	25.517	23.033	35.356	24.287	343.9	5	<b>1'48.753</b>	25.685	23.228	35.372	24.468	343.9	
6	<b>1'47.496</b>	25.218	22.837	35.157	24.284	346.1	6	<b>1'47.430</b>	25.210	22.890	35.085	24.245	346.1	
7	<b>1'48.148</b>	25.261	22.929	35.368	24.590	349.5	7	55.725 P	26.442				343.9	
8	55.609 P	27.360				349.5	<b>Run #</b>	<b>2</b>	<b>Front Tyre</b>	<b>Slick-Medium</b>	<b>Rear Tyre</b>	<b>Slick-Medium</b>		
			<b>8 Laps at start</b>	<b>8 Laps at start</b>							<b>7 Laps at start</b>	<b>7 Laps at start</b>		
9	2'03.407	31.445	24.069	42.512	25.381	188.1	8	2'00.774	35.727	24.140	36.154	24.753	141.1	
10	<b>1'49.101</b>	25.655	23.252	35.568	24.626	350.6	9	<b>1'48.533</b>	25.555	23.138	35.308	24.532	340.6	
11	<b>1'48.199</b>	25.417	23.072	35.110	24.600	347.2	10	<b>1'47.371</b>	25.230	22.850	35.023	24.268	340.6	
12	<b>1'53.384</b>	30.281	23.183	35.512	24.408	348.3	11	<b>1'47.520</b>	25.149	22.826	35.127	24.418	343.9	
13	<b>1'48.625</b>	25.624	23.030	35.215	24.756	355.2	12	<b>1'47.875</b>	25.272	22.878	35.378	24.347	342.8	
14	<b>1'47.765</b>	25.264	22.983	35.156	24.362	348.3	13	59.638 P	28.091				341.7	
15	57.016 P	27.370				348.3	<b>Run #</b>	<b>3</b>	<b>Front Tyre</b>	<b>Slick-Medium</b>	<b>Rear Tyre</b>	<b>Slick-Soft</b>		
			<b>New Tyre</b>	<b>New Tyre</b>							<b>New Tyre</b>	<b>New Tyre</b>		
16	2'03.681	38.019	24.463	36.530	24.669	129.0	14	2'06.539	38.546	25.324	37.566	25.103	155.8	
17	1'46.761 *	25.109	22.677	<b>34.801</b>	24.174*	354.0	15	<b>1'50.176</b>	25.800	23.871	35.872	24.633	343.9	
18	<b>1'46.436</b>	<b>24.932</b>	<b>22.504</b>	34.837	<b>24.163</b>	351.7	16	<b>1'47.016</b>	25.079	22.785	34.900	24.252	345.0	
							17	<b>1'53.604</b>	28.548	24.083	36.688	24.285	346.1	

**Fastest Lap:** Francesco BAGNAIA      Ducati Lenovo Team      ITA      **1'46.147**      24.981      22.436      34.715      24.015

These data/results cannot be reproduced, stored and/or transmitted in whole or in part by any manner of electronic, mechanical, photocopying, recording, broadcasting or otherwise now known or herein after developed without the previous express consent by the copyright owner, except for reproduction in daily press and regular printed publications on sale to the public within 60 days of the event related to those data/results and always provided that copyright symbol appears together as follows below.  
© DORNA, 2021

Official MotoGP Timing by TISSOT  
www.motogp.com

Mugello, Friday, May 28, 2021

Page 2 of 6



# Free Practice Nr. 2

# MotoGP

Lap	Lap Time	T1	T2	T3	T4	Speed	Lap	Lap Time	T1	T2	T3	T4	Speed		
18	1'47.620	25.026	22.706	35.123	24.765	351.7	18	1'55.528	30.994	23.893	35.788	24.853	194.5		
19	1'46.593	25.037	22.665	34.826	24.065	351.7									
<b>8th</b>	<b>41</b>	<b>Alex ESPARGARO</b> APRILIA SPA Aprilia Racing Team Gresini						<b>10th</b>	<b>5</b>	<b>Johann ZARCO</b> DUCATI FRA Pramac Racing					
		Runs=3	Total laps=15	Full laps=9					Runs=3	Total laps=17	Full laps=11				
Run #	1	Front Tyre	Slick-Hard	Rear Tyre	Slick-Medium		Run #	1	Front Tyre	Slick-Medium	Rear Tyre	Slick-Medium			
			New Tyre		New Tyre					New Tyre		New Tyre			
1	2'29.088	*	32.610	24.770	37.751	25.004*	198.8	1	2'28.220		33.011	25.021	36.868	24.786	190.1
2	1'48.107		25.555	22.905	35.274	24.373	346.1	2	1'48.351	*	25.462	23.096	35.367*	24.426	347.2
3	1'47.501	*	25.232	22.709	35.079	24.481*	350.6	3	1'47.930		25.182	22.948	35.316	24.484	350.6
4	1'49.069		25.957	23.126	35.328	24.658	348.3	4	1'47.780		25.179	22.895	35.418	24.288	347.2
5	1'47.342		25.182	22.625	35.176	24.359	345.0	5	1'00.626	P	31.049				348.3
6	54.488	P	26.500				343.9								
Run #	2	Front Tyre	Slick-Medium	Rear Tyre	Slick-Medium		Run #	2	Front Tyre	Slick-Medium	Rear Tyre	Slick-Medium			
			5 Laps at start		6 Laps at start					5 Laps at start		5 Laps at start			
7	1'54.001		30.181	23.566	35.600	24.654	212.5	6	1'56.218		31.221	24.100	36.306	24.591	203.7
8	1'47.691		25.242	22.866	35.162	24.421	345.0	7	1'47.894		25.242	22.987	35.310	24.355	350.6
9	1'47.611		25.181	22.767	35.285	24.378	343.9	8	1'51.661		27.551	23.171	36.137	24.802	350.6
10	1'47.540		25.193	22.836	35.144	24.367	345.0	9	1'48.202		25.304	22.895	35.484	24.519	349.5
11	56.557	P	27.574				339.6	10	1'47.276		25.111	22.734	35.186	24.245	352.9
								11	1'49.964		25.191	23.336	37.130	24.307	350.6
Run #	3	Front Tyre	Slick-Hard	Rear Tyre	Slick-Soft		Run #	3	Front Tyre	Slick-Medium	Rear Tyre	Slick-Soft			
			New Tyre		New Tyre					13 Laps at start		New Tyre			
12	1'57.606		31.879	24.169	36.082	25.476	198.1	14	1'57.372		32.867	23.899	36.123	24.483	182.1
13	1'53.517		26.574	27.623	35.074	24.246	345.0	15	1'47.503		25.147	22.886	35.208	24.262	349.5
14	1'58.704		25.029	25.730	42.859	25.086	348.3	16	1'57.029		31.503	25.548	35.461	24.517	350.6
15	1'46.655		25.092	22.499	34.901	24.163	348.3	17	1'46.840		24.927	22.639	35.136	24.138	352.9
<b>9th</b>	<b>43</b>	<b>Jack MILLER</b> DUCATI AUS Ducati Lenovo Team						<b>11th</b>	<b>36</b>	<b>Joan MIR</b> SUZUKI SPA Team SUZUKI ECSTAR					
		Runs=4	Total laps=18	Full laps=11					Runs=4	Total laps=18	Full laps=10				
Run #	1	Front Tyre	missing data	Rear Tyre	missing data		Run #	1	Front Tyre	Slick-Medium	Rear Tyre	Slick-Hard			
			Laps at start		New Tyre					New Tyre		New Tyre			
1	2'09.438		32.244	24.759	36.616	25.144	201.4	1	2'08.569		32.963	25.259	36.991	25.505	182.7
2	1'49.547		25.646	23.388	35.763	24.750	355.2	2	1'49.017		25.712	23.101	35.385	24.819	336.4
3	1'48.514		25.287	22.875	35.808	24.544	355.2	3	1'54.417		25.247	22.879	41.154	25.137	351.7
4	1'48.301		25.328	22.868	35.600	24.505	349.5	4	1'48.116		25.406	22.954	35.202	24.554	351.7
5	1'48.098		25.158	22.915	35.498	24.527	350.6	5	2'00.943	P	25.328	22.906	46.771	25.938	351.7
6	1'59.218		25.211	28.528	40.869	24.610	350.6								
7	1'47.899		25.214	22.874	35.350	24.461	351.7	<b>Run #</b>	<b>2</b>	<b>Front Tyre</b>	<b>Slick-Medium</b>	<b>Rear Tyre</b>	<b>Slick-Medium</b>		
8	1'47.821		25.203	22.794	35.344	24.480	350.6				5 Laps at start		5 Laps at start		
9	1'47.842		25.134	22.804	35.438	24.466	349.5	6	1'55.995		31.753	23.691	35.649	24.902	175.3
10	56.180	P	27.972				350.6	7	1'48.749		25.288	22.954	35.991	24.516	345.0
								8	1'47.679		25.251	22.789	34.971	24.668	342.8
Run #	2	Front Tyre	missing data	Rear Tyre	missing data		Run #	2	Front Tyre	Slick-Medium	Rear Tyre	Slick-Medium			
			Laps at start		10 Laps at start					10 Laps at start		10 Laps at start			
11	1'56.389		31.848	23.843	35.877	24.821	204.9	11	1'54.396		30.932	23.312	35.463	24.689	203.3
12	1'48.407		25.299	22.985	35.662	24.461	349.5	12	1'47.731	*	25.264	22.747	35.129	24.591*	343.9
13	54.570	P	25.241				349.5	13	1'48.252	P	25.170	22.739	35.053	25.290	342.8
Run #	3	Front Tyre	Slick-Soft	Rear Tyre	Slick-Medium		Run #	3	Front Tyre	Slick-Medium	Rear Tyre	Slick-Soft			
			New Tyre		New Tyre					New Tyre		New Tyre			
14	1'58.127		32.731	24.165	36.483	24.748	165.3	14	1'54.549		31.287	23.321	35.378	24.563	208.4
15	1'46.959		24.989	22.643	35.018	24.309	351.7	15	1'46.847		25.146	22.592	34.850	24.259	348.3
16	1'46.688		24.843	22.649	34.967	24.229	350.6	16	2'00.646		24.982	22.637	46.686	26.341	347.2
17	2'14.385	P	33.451	29.877	43.924	27.133	354.0								
Run #	4	Front Tyre	Slick-Soft	Rear Tyre	Slick-Medium		Run #	4	Front Tyre	Slick-Medium	Rear Tyre	Slick-Soft			
			4 Laps at start		4 Laps at start					New Tyre		New Tyre			

**Fastest Lap:** Francesco BAGNAIA Ducati Lenovo Team ITA 1'46.147 24.981 22.436 34.715 24.015

These data/results cannot be reproduced, stored and/or transmitted in whole or in part by any manner of electronic, mechanical, photocopying, recording, broadcasting or otherwise now known or herein after developed without the previous express consent by the copyright owner, except for reproduction in daily press and regular printed publications on sale to the public within 60 days of the event related to those data/results and always provided that copyright symbol appears together as follows below.  
© DORNA, 2021

Official MotoGP Timing by TISSOT  
www.motogp.com

Mugello, Friday, May 28, 2021

Page 3 of 6



Free Practice Nr. 2

MotoGP

Lap	Lap Time	T1	T2	T3	T4	Speed	Lap	Lap Time	T1	T2	T3	T4	Speed
17	<b>1'52.605</b>	28.871	24.053	35.137	24.544	351.7	16	1'58.177	31.036	23.771	35.834	27.536	205.3
18	<b>1'59.968</b>	25.068	22.630	47.405	24.865	346.1	17	<b>2'16.253</b>	31.180	30.496	47.883	26.694	350.6
<b>12th</b> <span style="border: 1px solid black; padding: 2px;">93</span> <b>Marc MARQUEZ</b> HONDA SPA Repsol Honda Team							<b>14th</b> <span style="border: 1px solid black; padding: 2px;">51</span> <b>Michele PIRRO</b> DUCATI ITA Pramac Racing						
Runs=3 Total laps=17 Full laps=11							Runs=3 Total laps=17 Full laps=12						
Run #	1	Front Tyre	Slick-Hard	Rear Tyre	Slick-Hard		Run #	1	Front Tyre	Slick-Medium	Rear Tyre	Slick-Soft	
			New Tyre		New Tyre					5 Laps at start		5 Laps at start	
1	2'08.037	34.000	25.016	37.450	25.423	178.2	1	2'29.548	33.286	24.776	37.376	25.273	169.0
2	<b>1'49.084</b>	25.722	23.273	35.420	24.669	342.8	2	<b>1'49.049</b>	25.590	23.089	35.660	24.710	352.9
3	<b>1'51.103</b>	25.253	23.052	38.098	24.700	348.3	3	<b>1'48.708</b>	25.368	23.008	35.641	24.691	354.0
4	<b>1'48.328</b>	25.370	22.817	35.535	24.606	348.3	4	<b>1'48.594</b>	25.348	23.019	35.598	24.629	348.3
5	<b>1'48.018</b>	25.269	22.930	35.345	24.474	345.0	5	<b>1'48.457</b>	25.397	22.985	35.615	24.460	352.9
6	51.126 P	25.363				348.3	6	56.598 P	27.513				351.7
Run #	2	Front Tyre	Slick-Hard	Rear Tyre	Slick-Hard		Run #	2	Front Tyre	Slick-Medium	Rear Tyre	Slick-Soft	
			6 Laps at start		6 Laps at start					11 Laps at start		11 Laps at start	
7	1'55.585	30.933	23.816	35.878	24.958	190.1	7	1'58.366	32.398	24.248	36.504	25.216	178.2
8	<b>1'49.127</b>	25.517	23.126	35.695	24.789	343.9	8	<b>1'48.948</b>	25.541	23.080	35.673	24.654	349.5
9	<b>1'51.665</b>	26.053	23.567	37.108	24.937	343.9	9	<b>1'48.664</b>	25.486	22.989	35.528	24.661	349.5
10	<b>1'48.847</b>	25.507	23.010	35.650	24.680	342.8	10	<b>1'53.771</b>	27.732	25.106	36.349	24.584	349.5
11	1'48.362 *	25.437	22.854	35.430	24.641*	340.6	11	<b>1'47.943</b>	25.355	22.734	35.421	24.433	354.0
12	<b>1'48.633</b>	25.449	22.954	35.556	24.674	337.5	12	<b>1'48.268</b>	25.319	22.890	35.564	24.495	352.9
13	51.871 P	25.432				340.6	13	1'01.140 P	30.618				343.9
Run #	3	Front Tyre	Slick-Hard	Rear Tyre	Slick-Soft		Run #	3	Front Tyre	Slick-Medium	Rear Tyre	Slick-Medium	
			New Tyre		New Tyre					New Tyre		New Tyre	
14	2'05.970	34.701	25.798	37.456	28.015	157.2	14	2'10.755	44.758	24.622	36.429	24.946	75.2
15	<b>2'17.788</b>	32.010	30.928	48.569	26.281	337.5	15	<b>1'47.107</b>	25.132	22.705	34.979	24.291	354.0
16	<b>1'57.976</b>	30.533	27.453	35.527	24.463	347.2	16	<b>1'51.550</b>	25.067	22.905	35.697	27.881	355.2
17	<b>1'46.973</b>	25.087	22.816	34.970	24.100	349.5	17	<b>1'47.291</b>	25.117	22.635	35.178	24.361	357.6
<b>13th</b> <span style="border: 1px solid black; padding: 2px;">44</span> <b>Poì ESPARGARO</b> HONDA SPA Repsol Honda Team							<b>15th</b> <span style="border: 1px solid black; padding: 2px;">9</span> <b>Daniilo PETRUCCI</b> KTM ITA Tech 3 KTM Factory Racing						
Runs=4 Total laps=19 Full laps=8							Runs=3 Total laps=17 Full laps=12						
Run #	1	Front Tyre	Slick-Hard	Rear Tyre	Slick-Hard		Run #	1	Front Tyre	Slick-Medium	Rear Tyre	Slick-Medium	
			New Tyre		New Tyre					New Tyre		New Tyre	
1	2'08.883	33.224	24.867	37.020	25.435	178.8	1	2'16.052	32.882	24.034	36.299	24.862	175.3
2	<b>1'49.001</b>	25.783	23.256	35.367	24.595	346.1	2	<b>1'48.224</b>	25.414	23.005	35.321	24.484	343.9
3	1'52.924 *	25.288	23.095	38.760	25.781*	351.7	3	<b>1'48.019</b>	25.297	22.817	35.326	24.579	343.9
4	1'52.327 *	25.385	26.346	35.806	24.790*	348.3	4	<b>1'48.131</b>	25.425	22.894	35.310	24.502	347.2
5	1'47.853 *	25.240	22.819	35.275	24.519*	350.6	5	<b>1'48.078</b>	25.322	22.847	35.323	24.586	348.3
6	<b>1'52.733</b>	25.361	23.106	39.516	24.750	346.1	6	<b>1'48.168</b>	25.433	22.903	35.330	24.502	345.0
7	1'50.424 P	25.340	22.908*	35.697	26.479	349.5	7	1'48.911 P	25.384	22.981	35.460	25.086	341.7
Run #	2	Front Tyre	Slick-Hard	Rear Tyre	Slick-Medium		Run #	2	Front Tyre	Slick-Medium	Rear Tyre	Slick-Medium	
			7 Laps at start		6 Laps at start					7 Laps at start		7 Laps at start	
8	2'05.796	31.645	26.478	41.220	26.453	214.7	8	2'04.740	34.007	24.304	38.149	28.280	165.8
9	<b>1'52.370</b>	25.570	25.903	36.248	24.649	343.9	9	<b>1'48.324</b>	25.460	22.921	35.390	24.553	343.9
10	<b>1'47.704</b>	25.315	22.808	35.213	24.368	347.2	10	<b>1'48.136</b>	25.428	22.882	35.310	24.516	341.7
11	<b>1'47.770</b>	25.186	22.839	35.213	24.532	347.2	11	<b>1'47.975</b>	25.271	22.863	35.256	24.585	342.8
12	1'01.304 P	31.687				318.5	12	<b>1'48.245</b>	25.386	22.858	35.457	24.544	341.7
Run #	3	Front Tyre	Slick-Hard	Rear Tyre	Slick-Medium		Run #	3	Front Tyre	Slick-Medium	Rear Tyre	Slick-Soft	
			12 Laps at start		11 Laps at start					New Tyre		New Tyre	
13	1'55.439	30.162	23.970	35.912	25.395	217.7	13	2'01.309 P	25.364	26.423	40.489	29.033	342.8
14	<b>1'52.450</b>	25.508	23.229	38.466	25.247	346.1				New Tyre		New Tyre	
15	53.219 P	25.472				342.8	14	1'56.495	31.636	23.417	36.932	24.510	186.8
Run #	4	Front Tyre	Slick-Medium	Rear Tyre	Slick-Soft		15	<b>1'50.792</b>	25.117	22.571	35.764	27.340	348.3
			New Tyre		New Tyre								

<b>Fastest Lap:</b>	Francesco BAGNAIA	Ducati Lenovo Team	ITA	<b>1'46.147</b>	24.981	22.436	34.715	24.015
---------------------	-------------------	--------------------	-----	-----------------	--------	--------	--------	--------

These data/results cannot be reproduced, stored and/or transmitted in whole or in part by any manner of electronic, mechanical, photocopying, recording, broadcasting or otherwise now known or herein after developed without the previous express consent by the copyright owner, except for reproduction in daily press and regular printed publications on sale to the public within 60 days of the event related to those data/results and always provided that copyright symbol appears together as follows below.  
© DORNA, 2021



## Free Practice Nr. 2

MotoGP

Lap	Lap Time	T1	T2	T3	T4	Speed	Lap	Lap Time	T1	T2	T3	T4	Speed
16	<b>1'52.032</b>	25.356	25.529	36.236	24.911	350.6	15	<b>1'47.548</b>	25.237	22.613	35.193	24.505	340.6
17	<b>1'47.129</b>	25.120	22.643	<b>35.006</b>	<b>24.360</b>	347.2	16	<b>1'47.394</b>	25.168	22.622	35.085	24.519	340.6
<b>16th 10 Luca MARINI</b> DUCATI ITA SKY VR46 Avintia							Run # 4 Front Tyre Slick-Medium Rear Tyre Slick-Soft New Tyre New Tyre						
Runs=4 Total laps=18 Full laps=6							Run # 1 Front Tyre Slick-Medium Rear Tyre Slick-Medium 4 Laps at start 4 Laps at start						
1	2'09.717	32.070	25.111	36.453	25.135	198.1	18	1'53.973	30.623	23.299	35.552	24.499	200.3
2	<b>1'49.695</b>	26.002	23.332	35.454	24.907	346.1	19	1'53.917 *	<b>25.006</b>	<b>22.468</b>	41.922	24.521*	348.3
3	<b>1'49.074</b>	25.694	23.040	35.620	24.720	341.7	20	<b>1'47.202</b>	25.009	22.556	<b>34.900</b>	24.737	348.3
4	1'48.661 *	25.530	23.024*	35.490	24.617	345.0	21	<b>1'47.195</b>	25.545	22.480	34.923	<b>24.247</b>	<b>349.5</b>
5	1'48.332 *	25.440	22.993*	35.297	24.602*	342.8	<b>18th 73 Alex MARQUEZ</b> HONDA SPA LCR Honda CASTROL						
6	1'00.396 P	30.570				334.3	Runs=4 Total laps=19 Full laps=9						
<b>Run # 2</b> Front Tyre Slick-Medium Rear Tyre Slick-Medium 10 Laps at start 10 Laps at start							<b>Run # 1</b> Front Tyre Slick-Medium Rear Tyre Slick-Medium 5 Laps at start New Tyre						
7	1'57.438	31.608	24.113	36.615	25.102	176.4	1	2'10.292 *	31.747	25.008	36.674	25.390*	207.2
8	1'51.362 *	25.569	23.119*	37.642	25.032	340.6	2	<b>1'49.121</b>	25.924	23.191	35.347	24.659	346.1
9	<b>1'49.147</b>	25.401	22.974	35.220	25.552	345.0	3	<b>1'48.184</b>	25.298	23.017	35.378	24.491	349.5
10	<b>1'47.989</b>	25.272	22.960	35.118	24.639	345.0	4	<b>1'51.157</b>	25.453	23.023	37.703	24.978	337.5
11	58.406 P	29.150				339.6	5	1'50.242 *	25.221	22.953	36.497*	25.571*	<b>351.7</b>
<b>Run # 3</b> Front Tyre Slick-Medium Rear Tyre Slick-Medium 15 Laps at start 15 Laps at start							6 <b>1'47.978</b> 25.314 23.072 35.169 24.423 351.7						
12	1'55.798	31.134	24.021	35.778	24.865	183.3	7	53.880 P	25.898				345.0
13	1'48.194 *	25.317	23.074*	35.280	24.523	341.7	<b>Run # 2</b> Front Tyre Slick-Medium Rear Tyre Slick-Medium 12 Laps at start 7 Laps at start						
14	54.274 P	26.612				342.8	8	1'59.435	31.876	24.449	37.687	25.423	200.3
<b>Run # 4</b> Front Tyre Slick-Medium Rear Tyre Slick-Soft New Tyre New Tyre							9 1'52.364 * 25.707 23.360 37.009 26.288* 343.9						
15	1'58.288	30.980	23.960	35.490	27.858	180.6	10	<b>1'49.022</b>	25.664	23.055	35.656	24.647	346.1
16	<b>2'17.805</b>	35.982	27.989	47.624	26.210	345.0	11	1'48.625 *	25.514	23.066	35.369	24.676*	346.1
17	1'47.536 *	25.382	22.773*	34.966	24.415	<b>348.3</b>	12	52.842 P	25.600				338.5
18	<b>1'47.154</b>	<b>25.157</b>	<b>22.714</b>	<b>34.932</b>	<b>24.351</b>	342.8	<b>Run # 3</b> Front Tyre Slick-Medium Rear Tyre Slick-Medium 17 Laps at start 12 Laps at start						
<b>17th 12 Maverick VIÑALES</b> YAMAHA SPA Monster Energy Yamaha MotoGP							13 1'56.916 31.147 24.063 36.415 25.291 202.2						
Runs=4 Total laps=21 Full laps=12							14 <b>1'48.885</b> 25.567 23.217 35.457 24.644 343.9						
<b>Run # 1</b> Front Tyre Slick-Hard Rear Tyre Slick-Hard New Tyre New Tyre							15 52.345 P 25.477 347.2						
1	3'12.653	52.292	26.063	37.389	25.389	55.9	<b>Run # 4</b> Front Tyre Slick-Medium Rear Tyre Slick-Soft New Tyre New Tyre						
2	<b>1'50.183</b>	25.942	23.310	35.823	25.108	340.6	16	2'00.415	35.430	24.211	36.174	24.600	162.6
3	1'48.595 *	25.452	22.883	35.454	24.806*	339.6	17	<b>1'47.326</b>	<b>25.182</b>	22.879	<b>35.026</b>	<b>24.239</b>	349.5
4	<b>1'48.069</b>	25.319	22.783	35.294	24.673	339.6	18	<b>1'56.620</b>	25.781	28.548	36.362	25.929	349.5
5	<b>1'48.631</b>	25.827	22.740	35.355	24.709	331.2	19	<b>1'47.642</b>	25.310	<b>22.865</b>	35.158	24.309	350.6
6	52.138 P	25.373				340.6	<b>19th 23 Enea BASTIANINI</b> DUCATI ITA Avintia Esponsorama						
<b>Run # 2</b> Front Tyre Slick-Hard Rear Tyre Slick-Medium 6 Laps at start 4 Laps at start							Runs=3 Total laps=16 Full laps=10						
7	1'53.636	29.885	23.400	35.629	24.722	209.3	<b>Run # 1</b> Front Tyre Slick-Medium Rear Tyre Slick-Medium New Tyre New Tyre						
8	<b>1'47.620</b>	25.203	22.690	35.168	24.559	339.6	1	2'10.709	32.205	24.653	36.761	25.364	194.2
9	<b>1'47.541</b>	25.268	22.587	35.164	24.522	338.5	2	<b>1'49.240</b>	25.686	23.301	35.534	24.719	335.4
10	<b>1'47.324</b>	25.255	22.567	35.048	24.454	339.6	3	<b>1'50.323</b>	25.405	23.081	35.686	26.151	350.6
11	53.783 P	25.333				339.6	4	<b>1'48.713</b>	25.411	23.002	35.759	24.541	346.1
<b>Run # 3</b> Front Tyre Slick-Medium Rear Tyre Slick-Medium 4 Laps at start 9 Laps at start							5 <b>1'48.381</b> 25.373 22.925 35.497 24.586 <b>351.7</b>						
12	1'55.139	31.363	23.500	35.616	24.660	204.9	6	52.850 P	25.332				346.1
13	<b>1'47.453</b>	25.248	22.738	35.102	24.365	341.7	<b>Run # 2</b> Front Tyre Slick-Medium Rear Tyre Slick-Medium 6 Laps at start 6 Laps at start						
14	<b>1'47.570</b>	25.219	22.765	35.131	24.455	340.6	7	2'02.556	31.976	24.067	37.816	28.697	194.5
<b>Fastest Lap:</b> Francesco BAGNAIA Ducati Lenovo Team ITA <b>1'46.147</b> 24.981 22.436 34.715 24.015							8 <b>1'49.750</b> 25.652 23.942 35.634 24.522 348.3						

These data/results cannot be reproduced, stored and/or transmitted in whole or in part by any manner of electronic, mechanical, photocopying, recording, broadcasting or otherwise now known or herein after developed without the previous express consent by the copyright owner, except for reproduction in daily press and regular printed publications on sale to the public within 60 days of the event related to those data/results and always provided that copyright symbol appears together as follows below.  
© DORNA, 2021





# Free Practice Nr. 2

# MotoGP

Lap	Lap Time	T1	T2	T3	T4	Speed	Lap	Lap Time	T1	T2	T3	T4	Speed
9	1'48.464	25.398	22.939	35.601	24.526	343.9	14	52.843 P	25.665				339.6
10	1'51.111 *	25.361	22.984*	37.817	24.949	343.9	<b>Run # 3</b> Front Tyre Slick-Medium Rear Tyre Slick-Soft						
11	1'51.251	27.097	23.808	35.711	24.635	347.2	New Tyre New Tyre						
12	52.296 P	25.349				346.1	15	1'58.185	33.034	24.113	36.159	24.879	182.4
<b>Run # 3</b> Front Tyre Slick-Medium Rear Tyre Slick-Soft							16	1'47.893	25.295	22.786	35.160	24.652	341.7
New Tyre New Tyre							17	2'18.244	49.547	25.869	38.021	24.807	341.7
13	2'01.826	36.594	24.337	36.176	24.719	129.3	18	1'58.332 *	25.356	22.860*	44.214	25.902	343.9
14	1'47.917	25.506	22.858	35.267	24.286	342.8	19	1'51.681	25.488	25.345	36.317	24.531	347.2
15	1'53.152	25.578	27.038	35.955	24.581	349.5	20	1'47.719	25.147	22.740	35.279	24.553	343.9
16	1'47.480	25.106	22.725	35.237	24.412	347.2							

**20th 32** Lorenzo SAVADORI APRILIA ITA  
Aprilia Racing Team Gresini

**22nd 27** Iker LECUONA KTM SPA  
Tech 3 KTM Factory Racing

Runs=3 Total laps=15 Full laps=10

Runs=3 Total laps=16 Full laps=8

Run #	1	Front Tyre	Slick-Hard	Rear Tyre	Slick-Medium	Speed
			New Tyre	New Tyre		
1	2'29.794	43.549	28.856	39.322	25.373	203.0
2	1'49.054	25.617	23.183	35.572	24.682	341.7
3	1'48.714	25.545	23.050	35.500	24.619	345.0
4	1'48.650	25.427	23.046	35.503	24.674	343.9
5	1'48.552	25.323	23.009	35.654	24.566	345.0
6	54.429 P	26.654				343.9
Run #	2	Front Tyre	Slick-Hard	Rear Tyre	Slick-Medium	Speed
			6 Laps at start	6 Laps at start		
7	2'03.206	37.577	24.563	36.260	24.806	174.7
8	1'48.606	25.452	23.129	35.385	24.640	341.7
9	1'48.407	25.505	22.890	35.464	24.548	340.6
10	1'48.670	25.411	22.953	35.706	24.600	341.7
11	57.785 P	29.000				321.4
Run #	3	Front Tyre	Slick-Medium	Rear Tyre	Slick-Soft	Speed
			New Tyre	New Tyre		
12	2'09.274	41.429	24.599	35.881	27.365	65.8
13	2'19.998	29.734	33.022	48.550	28.692	334.3
14	1'59.649	27.292	25.469	38.967	27.921	342.8
15	1'47.668	25.240	22.727	35.275	24.426	342.8

Run #	1	Front Tyre	Slick-Medium	Rear Tyre	Slick-Medium	Speed
			New Tyre	New Tyre		
1	2'13.216	32.094	24.554	36.533	25.126	195.2
2	1'49.070	25.447	23.446	35.478	24.699	350.6
3	1'47.792	25.159	23.013	35.078	24.542	350.6
4	1'47.726 *	25.184	22.771*	35.364	24.407	350.6
5	1'48.312	25.380	23.135	35.415	24.382	349.5
6	1'48.605 P	25.441	22.891	35.408	24.865	351.7
Run #	2	Front Tyre	Slick-Medium	Rear Tyre	Slick-Medium	Speed
			6 Laps at start	6 Laps at start		
7	2'09.604	36.973	24.747	42.456	25.428	129.6
8	1'50.088	25.676	23.399	35.744	25.269	345.0
9	1'48.728 *	25.557	23.174	35.403	24.594*	341.7
10	1'51.432	25.514	23.129	38.009	24.780	343.9
11	1'54.294 P	25.598	23.196	38.549	26.951	342.8
Run #	3	Front Tyre	Slick-Medium	Rear Tyre	Slick-Soft	Speed
			New Tyre	New Tyre		
12	2'02.869	36.392	24.456	36.416	25.605	174.7
13	1'54.825	25.311	23.001	41.648	24.865	342.8
14	1'47.269 *	25.164	22.692	35.130	24.283*	350.6
15	1'55.792	25.330	23.060	42.139	25.263	347.2
16	1'54.810	25.334	22.846	40.772	25.858	348.3

**21st 46** Valentino ROSSI YAMAHA ITA  
Petronas Yamaha SRT

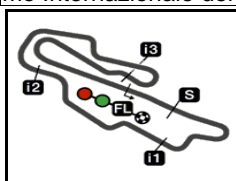
Runs=3 Total laps=20 Full laps=13

Run #	1	Front Tyre	Slick-Hard	Rear Tyre	Slick-Hard	Speed
			New Tyre	New Tyre		
1	2'09.117	32.195	24.763	36.510	25.391	201.1
2	1'49.252	25.828	23.318	35.437	24.669	342.8
3	1'54.133	25.415	22.900	39.323	26.495	347.2
4	1'48.974	25.631	22.969	35.573	24.801	342.8
5	2'12.846 *	47.277	24.590	36.020	24.959*	346.1
6	1'48.969	25.528	23.044	35.569	24.828	339.6
7	1'48.989	25.514	23.095	35.531	24.849	338.5
8	57.804 P	29.965				338.5
Run #	2	Front Tyre	Slick-Medium	Rear Tyre	Slick-Hard	Speed
			13 Laps at start	8 Laps at start		
9	1'57.195	32.054	24.230	35.970	24.941	195.6
10	1'48.646	25.509	22.981	35.522	24.634	338.5
11	1'49.263	25.588	23.164	35.744	24.767	338.5
12	1'49.022	25.532	23.073	35.588	24.829	339.6
13	1'48.935	25.548	23.075	35.543	24.769	339.6

**Fastest Lap:** Francesco BAGNAIA Ducati Lenovo Team ITA 1'46.147 24.981 22.436 34.715 24.015

These data/results cannot be reproduced, stored and/or transmitted in whole or in part by any manner of electronic, mechanical, photocopying, recording, broadcasting or otherwise now known or herein after developed without the previous express consent by the copyright owner, except for reproduction in daily press and regular printed publications on sale to the public within 60 days of the event related to those data/results and always provided that copyright symbol appears together as follows below.  
© DORNA, 2021





5245 m.

## GRAN PREMIO D'ITALIA OAKLEY

## Free Practice Nr. 2

## Best Partial Times

MotoGP™

*IT* Ideal Lap Time, sum of the best partial times*BT* Best Lap Time

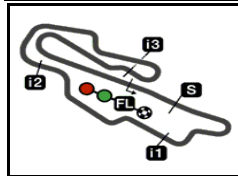
<i>T1</i>		<i>T2</i>		<i>T3</i>		<i>T4</i>				<i>IT</i>	<i>BT</i>	
Pos	Rider	Time	Rider	Time	Rider	Time	Rider	Time	Pos	Rider	<i>IT</i>	<i>BT</i>
1	J.MILLER	24.843	F.QUARTARARO	22.364	F.MORBIDELLI	34.591	F.BAGNAIA	24.015	1	F.BAGNAIA	1'46.147	1'46.147 (1)
2	F.QUARTARARO	24.924	A.RINS	22.433	F.QUARTARARO	34.621	T.NAKAGAMI	24.065	2	F.QUARTARAR	1'46.171	1'46.372 (4)
3	J.ZARCO	24.927	F.MORBIDELLI	22.435	A.RINS	34.650	M.OLIVEIRA	24.095	3	A.RINS	1'46.186	1'46.218 (2)
4	B.BINDER	24.932	F.BAGNAIA	22.436	F.BAGNAIA	34.715	M.MARQUEZ	24.100	4	F.MORBIDELLI	1'46.331	1'46.331 (3)
5	M.OLIVEIRA	24.965	M.VIÑALES	22.468	B.BINDER	34.801	A.RINS	24.108	5	B.BINDER	1'46.400	1'46.436 (5)
6	F.BAGNAIA	24.981	A.ESPARGARO	22.499	T.NAKAGAMI	34.826	J.ZARCO	24.138	6	M.OLIVEIRA	1'46.558	1'46.584 (6)
7	J.MIR	24.982	B.BINDER	22.504	J.MIR	34.850	P.ESPARGARO	24.146	7	T.NAKAGAMI	1'46.582	1'46.593 (7)
8	A.RINS	24.995	D.PETRUCCI	22.571	M.OLIVEIRA	34.861	B.BINDER	24.163	8	A.ESPARGAR	1'46.592	1'46.655 (8)
9	M.VIÑALES	25.006	J.MIR	22.592	M.VIÑALES	34.900	A.ESPARGARO	24.163	9	M.VIÑALES	1'46.621	1'47.195 (17)
10	T.NAKAGAMI	25.026	M.PIRRO	22.635	A.ESPARGARO	34.901	J.MILLER	24.229	10	J.MILLER	1'46.682	1'46.688 (9)
11	A.ESPARGARO	25.029	M.OLIVEIRA	22.637	L.MARINI	34.932	F.MORBIDELLI	24.233	11	J.MIR	1'46.683	1'46.847 (11)
12	M.PIRRO	25.067	J.ZARCO	22.639	J.MILLER	34.967	A.MARQUEZ	24.239	12	J.ZARCO	1'46.840	1'46.840 (10)
13	F.MORBIDELLI	25.072	J.MILLER	22.643	M.MARQUEZ	34.970	M.VIÑALES	24.247	13	P.ESPARGAR	1'46.970	1'46.986 (13)
14	M.MARQUEZ	25.087	T.NAKAGAMI	22.665	P.ESPARGARO	34.973	J.MIR	24.259	14	M.PIRRO	1'46.972	1'47.107 (14)
15	E.BASTIANINI	25.106	P.ESPARGARO	22.665	M.PIRRO	34.979	F.QUARTARARO	24.262	15	M.MARQUEZ	1'46.973	1'46.973 (12)
16	D.PETRUCCI	25.117	I.LECUONA	22.692	D.PETRUCCI	35.006	E.BASTIANINI	24.286	16	D.PETRUCCI	1'47.054	1'47.129 (15)
17	V.ROSSI	25.147	L.MARINI	22.714	A.MARQUEZ	35.026	M.PIRRO	24.291	17	L.MARINI	1'47.154	1'47.154 (16)
18	L.MARINI	25.157	E.BASTIANINI	22.725	I.LECUONA	35.078	L.MARINI	24.351	18	I.LECUONA	1'47.311	1'47.792 (22)
19	I.LECUONA	25.159	L.SAVADORI	22.727	J.ZARCO	35.136	D.PETRUCCI	24.360	19	A.MARQUEZ	1'47.312	1'47.326 (18)
20	A.MARQUEZ	25.182	V.ROSSI	22.740	V.ROSSI	35.160	I.LECUONA	24.382	20	E.BASTIANINI	1'47.354	1'47.480 (19)
21	P.ESPARGARO	25.186	M.MARQUEZ	22.816	E.BASTIANINI	35.237	L.SAVADORI	24.426	21	V.ROSSI	1'47.578	1'47.719 (21)
22	L.SAVADORI	25.240	A.MARQUEZ	22.865	L.SAVADORI	35.275	V.ROSSI	24.531	22	L.SAVADORI	1'47.668	1'47.668 (20)

These data/results cannot be reproduced, stored and/or transmitted in whole or in part by any manner of electronic, mechanical, photocopying, recording, broadcasting or otherwise now known or herein after developed without the previous express consent by the copyright owner, except for reproduction in daily press and regular printed publications on sale to the public within 60 days of the event related to those data/results and always provided that copyright symbol appears together as follows below.

© DORNA, 2021

Official MotoGP Timing by TISSOT  
www.motogp.com





5245 m.

## GRAN PREMIO D'ITALIA OAKLEY

### Free Practice Nr. 2

### Fastest Laps Sequence

<i>Practice Time</i>	 <i>Rider</i>	<i>Nation</i>	<i>Motorcycle</i>	<i>Time</i>	<i>Km/h</i>	<i>Rider's Lap</i>
<b>3'56.799</b>	63 <b>Francesco BAGNAIA</b>	ITA	DUCATI	<b>1'48.711</b>	173.6	2
<b>4'04.276</b>	9 <b>Danilo PETRUCCI</b>	ITA	KTM	<b>1'48.224</b>	174.4	2
<b>4'09.813</b>	88 <b>Miguel OLIVEIRA</b>	POR	KTM	<b>1'47.878</b>	175.0	2
<b>5'49.742</b>	33 <b>Brad BINDER</b>	RSA	KTM	<b>1'47.827</b>	175.1	3
<b>5'50.078</b>	27 <b>Iker LECUONA</b>	SPA	KTM	<b>1'47.792</b>	175.1	3
<b>5'56.998</b>	88 <b>Miguel OLIVEIRA</b>	POR	KTM	<b>1'47.185</b>	176.1	3
<b>7'43.582</b>	88 <b>Miguel OLIVEIRA</b>	POR	KTM	<b>1'46.584</b>	177.1	4
<b>43'41.071</b>	42 <b>Alex RINS</b>	SPA	SUZUKI	<b>1'46.218</b>	177.7	18
<b>46'38.521</b>	63 <b>Francesco BAGNAIA</b>	ITA	DUCATI	<b>1'46.147</b>	177.8	19

These data/results cannot be reproduced, stored and/or transmitted in whole or in part by any manner of electronic, mechanical, photocopying, recording, broadcasting or otherwise now known or herein after developed without the previous express consent by the copyright owner, except for reproduction in daily press and regular printed publications on sale to the public within 60 days of the event related to those data/results and always provided that copyright symbol appears together as follows below.

© DORNA, 2021

Official MotoGP Timing by TISSOT  
www.motogp.com

Mugello, Friday, May 28, 2021

