

Phillip Island 4.445 m

DWO Phillip Island Official Test, 19-20 February 2018

World Superbike - Free Practices Combined Results

No.	Rider	Nat	Team	Bike	Class	FP 1	FP 2	FP 3	FP 4	Time	Gap	Rel.	Laps
1	1 J. REA	GBR	Kawasaki Racing Team WorldSBK	Kawasaki ZX-10RR		1'31.259		1'30.598	1'31.048	1'30.598			91
2	33 M. MELANDRI	ITA	Aruba.it Racing - Ducati	Ducati Panigale R		1'30.726	1'31.483	1'31.053	1'31.197	1'30.726	0.128	0.128	137
3	66 T. SYKES	GBR	Kawasaki Racing Team WorldSBK	Kawasaki ZX-10RR		1'31.067	1'31.209	1'30.804	1'31.190	1'30.804	0.206	0.078	96
4	50 E. LAVERTY	IRL	Milwaukee Aprilia	Aprilia RSV4 RF		1'31.873	1'32.327	1'31.074	1'31.502	1'31.074	0.476	0.270	129
5	12 X. FORES	ESP	Barni Racing Team	Ducati Panigale R	IND	1'31.706	1'31.796	1'31.412	1'31.076	1'31.076	0.478	0.002	103
6	60 M. VAN DER MARK	NED	Pata Yamaha Official WorldSBK Team	Yamaha YZF R1		1'32.113	1'31.682	1'31.320	1'31.131	1'31.131	0.533	0.055	141
7	22 A. LOWES	GBR	Pata Yamaha Official WorldSBK Team	Yamaha YZF R1		1'32.127	1'31.914	1'31.815	1'31.370	1'31.370	0.772	0.239	143
8	2 L. CAMIER	GBR	Red Bull Honda World Superbike Team	Honda CBR1000RR		1'31.554	1'32.210	1'31.537	1'31.616	1'31.537	0.939	0.167	133
9	76 L. BAZ	FRA	GULF ALTHEA BMW Racing Team	BMW S 1000 RR		1'32.317	1'32.157	1'31.542	1'32.325	1'31.542	0.944	0.005	138
10	32 L. SAVADORI	ITA	Milwaukee Aprilia	Aprilia RSV4 RF		1'32.562	1'32.451	1'31.579	1'31.827	1'31.579	0.981	0.037	106
11	7 C. DAVIES	GBR	Aruba.it Racing - Ducati	Ducati Panigale R		1'32.054	1'32.577	1'31.614	1'31.715	1'31.614	1.016	0.035	120
12	54 T. RAZGATLIOGLU	TUR	Kawasaki Puccetti Racing	Kawasaki ZX-10RR	IND	1'33.382	1'32.750	1'31.822	1'32.036	1'31.822	1.224	0.208	145
13	81 J. TORRES	ESP	MV Agusta Reparto Corse	MV Agusta 1000 F4		1'31.946		1'31.866	1'32.064	1'31.866	1.268	0.044	96
14	36 L. MERCADO	ARG	Orelac Racing VerdNatura	Kawasaki ZX-10RR	IND	1'34.048	1'33.058	1'32.069	1'32.682	1'32.069	1.471	0.203	130
15	45 J. GAGNE	USA	Red Bull Honda World Superbike Team	Honda CBR1000RR		1'33.715	1'33.290	1'32.402	1'32.288	1'32.288	1.690	0.219	134
16	17 T. HERFOSS	AUS	Penrite Honda	Honda CBR1000RR	IND	1'33.652	1'33.721	1'32.549	1'32.297	1'32.297	1.699	0.009	101
17	68 Y. HERNANDEZ	COL	Team Pedercini Racing	Kawasaki ZX-10RR	IND	1'34.692	1'33.535	1'32.453	1'32.819	1'32.453	1.855	0.156	132
18	40 R. RAMOS	ESP	Team GoEleven Kawasaki	Kawasaki ZX-10RR	IND	1'32.891	1'32.801	1'32.520	1'32.603	1'32.520	1.922	0.067	98
19	47 W. MAXWELL	AUS	Yamaha Racing Team	Yamaha YZF R1	IND	1'33.180	1'33.533	1'32.651	1'32.855	1'32.651	2.053	0.131	93
20	99 P. JACOBSEN	USA	TripleM Honda World Superbike Team	Honda CBR1000RR	IND	1'34.410	1'34.492	1'32.663	1'33.780	1'32.663	2.065	0.012	89
21	25 D. FALZON	AUS	Yamaha Racing Team	Yamaha YZF R1	IND	1'34.307	1'34.069	1'32.828	1'33.156	1'32.828	2.230	0.165	107
22	37 O. JEZEK	CZE	Guandalini Racing	Yamaha YZF R1	IND	1'34.389	1'33.298	1'33.143	1'33.257	1'33.143	2.545	0.315	89

20/02/2018

These data/results cannot be reproduced, stored and/or transmitted in whole or in part by any manner of electronic, mechanical, photocopying, recording, broadcasting or otherwise now known or herein after developed without the previous express consent by the copyright owner, except for reproduction in daily press and regular printed publications on sale to the public within 60 days of the event related to those data/results and always provided that copyright symbol appears together as follows below.

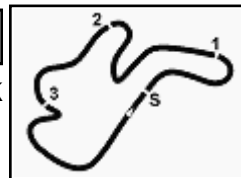
© DORNA WSBK ORGANIZATION Srl 2018

FIAT PERUGIA TIMING


Official Tyre Supplier



Official Timekeeper



Phillip Island 4.445 m

DWO Phillip Island Official Test, 19-20 February 2018

World Superbike - Tuesday Free Practices

No.	Rider	Nat	Team	Bike	Class	FP1	FP2	Time	Gap	Rel.	Avg Laps
1	1 J. REA	GBR	Kawasaki Racing Team WorldSBK	Kawasaki ZX-10RR		1'30.598	1'31.048	1'30.598			176,626 66
2	66 T. SYKES	GBR	Kawasaki Racing Team WorldSBK	Kawasaki ZX-10RR		1'30.804	1'31.190	1'30.804	0.206	0.206	176,226 58
3	33 M. MELANDRI	ITA	Aruba.it Racing - Ducati	Ducati Panigale R		1'31.053	1'31.197	1'31.053	0.455	0.249	175,744 66
4	50 E. LAVERTY	IRL	Milwaukee Aprilia	Aprilia RSV4 RF		1'31.074	1'31.502	1'31.074	0.476	0.021	175,703 64
5	12 X. FORES	ESP	Barni Racing Team	Ducati Panigale R	IND	1'31.412	1'31.076	1'31.076	0.478	0.002	175,699 51
6	60 M. VAN DER MARK	NED	Pata Yamaha Official WorldSBK Team	Yamaha YZF R1		1'31.320	1'31.131	1'31.131	0.533	0.055	175,593 75
7	22 A. LOWES	GBR	Pata Yamaha Official WorldSBK Team	Yamaha YZF R1		1'31.815	1'31.370	1'31.370	0.772	0.239	175,134 85
8	2 L. CAMIER	GBR	Red Bull Honda World Superbike Team	Honda CBR1000RR		1'31.537	1'31.616	1'31.537	0.939	0.167	174,815 73
9	76 L. BAZ	FRA	GULF ALTHEA BMW Racing Team	BMW S 1000 RR		1'31.542	1'32.325	1'31.542	0.944	0.005	174,805 81
10	32 L. SAVADORI	ITA	Milwaukee Aprilia	Aprilia RSV4 RF		1'31.579	1'31.827	1'31.579	0.981	0.037	174,734 52
11	7 C. DAVIES	GBR	Aruba.it Racing - Ducati	Ducati Panigale R		1'31.614	1'31.715	1'31.614	1.016	0.035	174,668 60
12	54 T. RAZGATLIOGLU	TUR	Kawasaki Puccetti Racing	Kawasaki ZX-10RR	IND	1'31.822	1'32.036	1'31.822	1.224	0.208	174,272 74
13	81 J. TORRES	ESP	MV Agusta Reparto Corse	MV Agusta 1000 F4		1'31.866	1'32.064	1'31.866	1.268	0.044	174,188 65
14	36 L. MERCADO	ARG	Orelac Racing VerdNatura	Kawasaki ZX-10RR	IND	1'32.069	1'32.682	1'32.069	1.471	0.203	173,804 60
15	45 J. GAGNE	USA	Red Bull Honda World Superbike Team	Honda CBR1000RR		1'32.402	1'32.288	1'32.288	1.690	0.219	173,392 64
16	17 T. HERFOSS	AUS	Penrite Honda	Honda CBR1000RR	IND	1'32.549	1'32.297	1'32.297	1.699	0.009	173,375 57
17	68 Y. HERNANDEZ	COL	Team Pedercini Racing	Kawasaki ZX-10RR	IND	1'32.453	1'32.819	1'32.453	1.855	0.156	173,083 78
18	40 R. RAMOS	ESP	Team GoEleven Kawasaki	Kawasaki ZX-10RR	IND	1'32.520	1'32.603	1'32.520	1.922	0.067	172,957 37
19	47 W. MAXWELL	AUS	Yamaha Racing Team	Yamaha YZF R1	IND	1'32.651	1'32.855	1'32.651	2.053	0.131	172,713 51
20	99 P. JACOBSEN	USA	TripleM Honda World Superbike Team	Honda CBR1000RR	IND	1'32.663	1'33.780	1'32.663	2.065	0.012	172,690 48
21	25 D. FALZON	AUS	Yamaha Racing Team	Yamaha YZF R1	IND	1'32.828	1'33.156	1'32.828	2.230	0.165	172,383 53
22	37 O. JEZEK	CZE	Guandalini Racing	Yamaha YZF R1	IND	1'33.143	1'33.257	1'33.143	2.545	0.315	171,800 44

20/02/2018

These data/results cannot be reproduced, stored and/or transmitted in whole or in part by any manner of electronic, mechanical, photocopying, recording, broadcasting or otherwise now known or herein after developed without the previous express consent by the copyright owner, except for reproduction in daily press and regular printed publications on sale to the public within 60 days of the event related to those data/results and always provided that copyright symbol appears together as follows below.

© DORNA WSBK ORGANIZATION Srl 2018

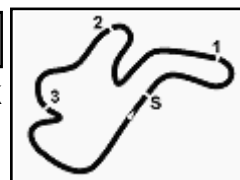
FIKR PERUGIA TIMING



Official Tyre Supplier



Official Timekeeper



Phillip Island 4.445 m

1 / 2

DWO Phillip Island Official Test, 19-20 February 2018

World Superbike - Results Tuesday Free Practice 2

No.	Rider	Nat	Team	Bike	Class	Time	Gap	Rel.	Laps	Speed	
										Avg	Max
1	1 J. REA	GBR	Kawasaki Racing Team WorldSBK	Kawasaki ZX-10RR		1'31.048			34	175,753	305,1
2	12 X. FORES	ESP	Barni Racing Team	Ducati Panigale R	IND	1'31.076	0.028	0.028	38	175,699	303,4
3	60 M. VAN DER MARK	NED	Pata Yamaha Official WorldSBK Team	Yamaha YZF R1		1'31.131	0.083	0.055	42	175,593	305,1
4	66 T. SYKES	GBR	Kawasaki Racing Team WorldSBK	Kawasaki ZX-10RR		1'31.190	0.142	0.059	32	175,480	302,5
5	33 M. MELANDRI	ITA	Aruba.it Racing - Ducati	Ducati Panigale R		1'31.197	0.149	0.007	36	175,466	308,6
6	22 A. LOWES	GBR	Pata Yamaha Official WorldSBK Team	Yamaha YZF R1		1'31.370	0.322	0.173	42	175,134	306,8
7	50 E. LAVERTY	IRL	Milwaukee Aprilia	Aprilia RSV4 RF		1'31.502	0.454	0.132	33	174,881	305,9
8	2 L. CAMIER	GBR	Red Bull Honda World Superbike Team	Honda CBR1000RR		1'31.616	0.568	0.114	44	174,664	304,2
9	7 C. DAVIES	GBR	Aruba.it Racing - Ducati	Ducati Panigale R		1'31.715	0.667	0.099	37	174,475	305,1
10	32 L. SAVADORI	ITA	Milwaukee Aprilia	Aprilia RSV4 RF		1'31.827	0.779	0.112	28	174,262	302,5
11	54 T. RAZGATLIOGLU	TUR	Kawasaki Puccetti Racing	Kawasaki ZX-10RR	IND	1'32.036	0.988	0.209	37	173,867	298,3
12	81 J. TORRES	ESP	MV Agusta Reparto Corse	MV Agusta 1000 F4		1'32.064	1.016	0.028	35	173,814	301,7
13	45 J. GAGNE	USA	Red Bull Honda World Superbike Team	Honda CBR1000RR		1'32.288	1.240	0.224	42	173,392	304,2
14	17 T. HERFOSS	AUS	Penrite Honda	Honda CBR1000RR	IND	1'32.297	1.249	0.009	26	173,375	293,5
15	76 L. BAZ	FRA	GULF ALTHEA BMW Racing Team	BMW S 1000 RR		1'32.325	1.277	0.028	41	173,323	302,5
16	40 R. RAMOS	ESP	Team GoEleven Kawasaki	Kawasaki ZX-10RR	IND	1'32.603	1.555	0.278	10	172,802	302,5
17	36 L. MERCADO	ARG	Orelac Racing VerdNatura	Kawasaki ZX-10RR	IND	1'32.682	1.634	0.079	33	172,655	298,3
18	68 Y. HERNANDEZ	COL	Team Pedercini Racing	Kawasaki ZX-10RR	IND	1'32.819	1.771	0.137	39	172,400	296,7
19	47 W. MAXWELL	AUS	Yamaha Racing Team	Yamaha YZF R1	IND	1'32.855	1.807	0.036	28	172,333	288,8
20	25 D. FALZON	AUS	Yamaha Racing Team	Yamaha YZF R1	IND	1'33.156	2.108	0.301	26	171,776	287,2
21	37 O. JEZEK	CZE	Guandalini Racing	Yamaha YZF R1	IND	1'33.257	2.209	0.101	23	171,590	294,3
22	99 P. JACOBSEN	USA	TripleM Honda World Superbike Team	Honda CBR1000RR	IND	1'33.780	2.732	0.523	20	170,633	296,7

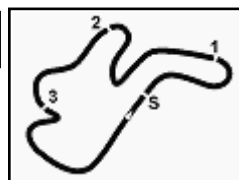
AIR	Humidity:	39%	Temp:	27°C
TRACK	Condition:	Dry	Temp:	38°C

Records	Pole (SP2)	2017 J.Rea	1'29.573	178,650	Km/h
	Race (RC1)	2014 C.Davies	1'30.949	175,940	Km/h
	Circuit (SP2)	2017 J.Rea	1'29.573	178,650	Km/h

Start	End	The results are provisional until the end of the time limit for protests and appeals and the completion of the technical checks.
20/02/2018 13:40	15:42	

These data/results cannot be reproduced, stored and/or transmitted in whole or in part by any manner of electronic, mechanical, photocopying, recording, broadcasting or otherwise now known or herein after developed without the previous express consent by the copyright owner, except for reproduction in daily press and regular printed publications on sale to the public within 60 days of the event related to those data/results and always provided that copyright symbol appears together as follows below.

© DORNA WSBK ORGANIZATION Srl 2018


DWO Phillip Island Official Test, 19-20 February 2018
World Superbike - Results Tuesday Free Practice 2
Session Highlights

Local Time	No. Rider	Description
13.40.00		Start
13.48.44	7 C. DAVIES	On the Gravel - Re-Joined - Turn 4
14.07.08	32 L. SAVADORI	On the Gravel - Re-Joined - Turn 4
14.15.08	40 R. RAMOS	Technical Problem - Finish Line
14.25.51		RED FLAG
14.50.07	25 D. FALZON	On the Gravel - Re-Joined - Turn 2
14.52.55	36 L. MERCADO	On the Gravel - Re-Joined - Turn 10
15.14.40	50 E. LAVERTY	Crashed - Turn 4
15.24.03	7 C. DAVIES	On the Gravel - Re-Joined - Turn 4
15.38.31	32 L. SAVADORI	On the Gravel - Re-Joined - Turn 2
15.39.11	54 T. RAZGATLIOGLU	Technical Problem - Turn 1
15.42.05		End Of Session

Fastest Laps Sequence

No.	Rider	Nat	Team	Bike	Local Time	Time	Gap	Avg
76	L. BAZ	FRA	GULF ALTHEA BMW Racing Team	BMW S 1000 RR	13:43'35.516	1'32.642		172,729
60	M. VAN DER MARK	NED	Pata Yamaha Official WorldSBK Team	Yamaha YZF R1	13:44'07.473	1'32.125	-0.517	173,699
12	X. FORES	ESP	Barni Racing Team	Ducati Panigale R	13:44'20.809	1'31.577	-0.548	174,738
12	X. FORES	ESP	Barni Racing Team	Ducati Panigale R	13:45'52.373	1'31.564	-0.013	174,763
1	J. REA	GBR	Kawasaki Racing Team WorldSBK	Kawasaki ZX-10RR	13:46'33.513	1'31.190	-0.374	175,480
66	T. SYKES	GBR	Kawasaki Racing Team WorldSBK	Kawasaki ZX-10RR	15:03'28.770	1'31.190		175,480
1	J. REA	GBR	Kawasaki Racing Team WorldSBK	Kawasaki ZX-10RR	15:11'03.692	1'31.048	-0.142	175,753

20/02/2018 Start End The results are provisional until the end of the time limit for protests and appeals and the completion of the technical checks.

These data/results cannot be reproduced, stored and/or transmitted in whole or in part by any manner of electronic, mechanical, photocopying, recording, broadcasting or otherwise now known or herein after developed without the previous express consent by the copyright owner, except for reproduction in daily press and regular printed publications on sale to the public within 60 days of the event related to those data/results and always provided that copyright symbol appears together as follows below.

© DORNA WSBK ORGANIZATION Srl 2018

DWO Phillip Island Official Test, 19-20 February 2018

World Superbike - Best Sectors & Speed Tuesday Free Practice 2

Phillip Island 4.445 m

BEST LAP			
1	1 J. REA	Kawasaki ZX-10RR	1'31.048
2	12 X. FORES	Ducati Panigale R	1'31.076
3	60 M. VAN DER MARK	Yamaha YZF R1	1'31.131
4	66 T. SYKES	Kawasaki ZX-10RR	1'31.190
5	33 M. MELANDRI	Ducati Panigale R	1'31.197
6	22 A. LOWES	Yamaha YZF R1	1'31.370
7	50 E. LAVERTY	Aprilia RSV4 RF	1'31.502
8	2 L. CAMIER	Honda CBR1000RR	1'31.616
9	7 C. DAVIES	Ducati Panigale R	1'31.715
10	32 L. SAVADORI	Aprilia RSV4 RF	1'31.827
11	54 T. RAZGATLIOGLU	Kawasaki ZX-10RR	1'32.036
12	81 J. TORRES	MV Agusta 1000 F4	1'32.064
13	45 J. GAGNE	Honda CBR1000RR	1'32.288
14	17 T. HERFOSS	Honda CBR1000RR	1'32.297
15	76 L. BAZ	BMW S 1000 RR	1'32.325
16	40 R. RAMOS	Kawasaki ZX-10RR	1'32.603
17	36 L. MERCADO	Kawasaki ZX-10RR	1'32.682
18	68 Y. HERNANDEZ	Kawasaki ZX-10RR	1'32.819
19	47 W. MAXWELL	Yamaha YZF R1	1'32.855
20	25 D. FALZON	Yamaha YZF R1	1'33.156
21	37 O. JEZEK	Yamaha YZF R1	1'33.257
22	99 P. JACOBSEN	Honda CBR1000RR	1'33.780

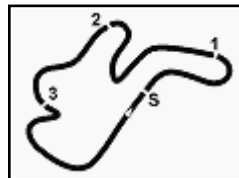
SPEED			
1	33 M. MELANDRI	Ducati Panigale R	308,6
2	22 A. LOWES	Yamaha YZF R1	306,8
3	50 E. LAVERTY	Aprilia RSV4 RF	305,9
4	60 M. VAN DER MARK	Yamaha YZF R1	305,1
5	7 C. DAVIES	Ducati Panigale R	305,1
6	1 J. REA	Kawasaki ZX-10RR	305,1
7	2 L. CAMIER	Honda CBR1000RR	304,2
8	45 J. GAGNE	Honda CBR1000RR	304,2
9	12 X. FORES	Ducati Panigale R	303,4
10	76 L. BAZ	BMW S 1000 RR	302,5
11	66 T. SYKES	Kawasaki ZX-10RR	302,5
12	40 R. RAMOS	Kawasaki ZX-10RR	302,5
13	32 L. SAVADORI	Aprilia RSV4 RF	302,5
14	81 J. TORRES	MV Agusta 1000 F4	301,7
15	36 L. MERCADO	Kawasaki ZX-10RR	298,3
16	54 T. RAZGATLIOGLU	Kawasaki ZX-10RR	298,3
17	99 P. JACOBSEN	Honda CBR1000RR	296,7
18	68 Y. HERNANDEZ	Kawasaki ZX-10RR	296,7
19	37 O. JEZEK	Yamaha YZF R1	294,3
20	17 T. HERFOSS	Honda CBR1000RR	293,5
21	47 W. MAXWELL	Yamaha YZF R1	288,8
22	25 D. FALZON	Yamaha YZF R1	287,2

SEG. 1			SEG. 2			SEG. 3			SEG. 4		
1	12 X. FORES	21.710	1	1 J. REA	26.154	1	12 X. FORES	17.275	1	12 X. FORES	25.525
2	60 M. VAN DER MARK	21.728	2	50 E. LAVERTY	26.201	2	66 T. SYKES	17.346	2	33 M. MELANDRI	25.528
3	1 J. REA	21.729	3	33 M. MELANDRI	26.204	3	60 M. VAN DER MARK	17.354	3	1 J. REA	25.579
4	7 C. DAVIES	21.784	4	66 T. SYKES	26.217	4	1 J. REA	17.389	4	50 E. LAVERTY	25.665
5	66 T. SYKES	21.814	5	22 A. LOWES	26.231	5	22 A. LOWES	17.433	5	66 T. SYKES	25.681
6	33 M. MELANDRI	21.861	6	7 C. DAVIES	26.259	6	2 L. CAMIER	17.444	6	60 M. VAN DER MARK	25.681
7	22 A. LOWES	21.867	7	12 X. FORES	26.308	7	32 L. SAVADORI	17.470	7	22 A. LOWES	25.703
8	50 E. LAVERTY	21.871	8	60 M. VAN DER MARK	26.324	8	33 M. MELANDRI	17.482	8	32 L. SAVADORI	25.739
9	2 L. CAMIER	21.878	9	2 L. CAMIER	26.350	9	45 J. GAGNE	17.484	9	7 C. DAVIES	25.819
10	32 L. SAVADORI	21.951	10	81 J. TORRES	26.396	10	50 E. LAVERTY	17.516	10	54 T. RAZGATLIOGLU	25.820
11	45 J. GAGNE	21.998	11	32 L. SAVADORI	26.447	11	7 C. DAVIES	17.553	11	2 L. CAMIER	25.823
12	76 L. BAZ	22.011	12	54 T. RAZGATLIOGLU	26.458	12	54 T. RAZGATLIOGLU	17.555	12	17 T. HERFOSS	25.828
13	81 J. TORRES	22.048	13	17 T. HERFOSS	26.551	13	76 L. BAZ	17.568	13	81 J. TORRES	25.903
14	54 T. RAZGATLIOGLU	22.074	14	76 L. BAZ	26.551	14	81 J. TORRES	17.598	14	68 Y. HERNANDEZ	25.927
15	17 T. HERFOSS	22.088	15	45 J. GAGNE	26.574	15	36 L. MERCADO	17.620	15	40 R. RAMOS	25.973
16	36 L. MERCADO	22.109	16	40 R. RAMOS	26.664	16	17 T. HERFOSS	17.665	16	47 W. MAXWELL	25.983
17	40 R. RAMOS	22.133	17	68 Y. HERNANDEZ	26.721	17	40 R. RAMOS	17.703	17	45 J. GAGNE	26.039
18	68 Y. HERNANDEZ	22.161	18	37 O. JEZEK	26.726	18	47 W. MAXWELL	17.725	18	36 L. MERCADO	26.050
19	47 W. MAXWELL	22.239	19	36 L. MERCADO	26.792	19	68 Y. HERNANDEZ	17.734	19	25 D. FALZON	26.052
20	25 D. FALZON	22.295	20	25 D. FALZON	26.860	20	99 P. JACOBSEN	17.758	20	76 L. BAZ	26.062
21	99 P. JACOBSEN	22.389	21	47 W. MAXWELL	26.908	21	25 D. FALZON	17.813	21	37 O. JEZEK	26.162
22	37 O. JEZEK	22.389	22	99 P. JACOBSEN	26.983	22	37 O. JEZEK	17.881	22	99 P. JACOBSEN	26.350

20/02/2018

These data/results cannot be reproduced, stored and/or transmitted in whole or in part by any manner of electronic, mechanical, photocopying, recording, broadcasting or otherwise now known or herein after developed without the previous express consent by the copyright owner, except for reproduction in daily press and regular printed publications on sale to the public within 60 days of the event related to those data/results and always provided that copyright symbol appears together as follows below.

© DORNA WSBK ORGANIZATION Srl 2018



Phillip Island 4.445 m

DWO Phillip Island Official Test, 19-20 February 2018 World Superbike - Ideal Times Tuesday Free Practice 2

No.	Rider	Nat	Bike	Seg. 1	Seg. 2	Seg. 3	Seg. 4	Ideal Time			
				Diff. 1	Diff. 2	Diff. 3	Diff. 4	Best Lap	Pos.	Diff.	
1	12 X. FORES	ESP	Ducati Panigale R	21.710 0.123	26.308	17.275	25.525 0.135	1'30.818	1'31.076	2	0.258
2	1 J. REA	GBR	Kawasaki ZX-10RR	21.729 0.013	26.154 0.082	17.389 0.102	25.579	1'30.851	1'31.048	1	0.197
3	66 T. SYKES	GBR	Kawasaki ZX-10RR	21.814 0.029	26.217 0.013	17.346	25.681 0.090	1'31.058	1'31.190	4	0.132
4	33 M. MELANDRI	ITA	Ducati Panigale R	21.861 0.069	26.204 0.053	17.482	25.528	1'31.075	1'31.197	5	0.122
5	60 M. VAN DER MARK	NED	Yamaha YZF R1	21.728 0.044	26.324	17.354	25.681	1'31.087	1'31.131	3	0.044
6	22 A. LOWES	GBR	Yamaha YZF R1	21.867 0.001	26.231	17.433	25.703 0.135	1'31.234	1'31.370	6	0.136
7	50 E. LAVERTY	IRL	Aprilia RSV4 RF	21.871 0.053	26.201 0.047	17.516 0.037	25.665 0.112	1'31.253	1'31.502	7	0.249
8	7 C. DAVIES	GBR	Ducati Panigale R	21.784 0.063	26.259 0.038	17.553 0.159	25.819 0.040	1'31.415	1'31.715	9	0.300
9	2 L. CAMIER	GBR	Honda CBR1000RR	21.878 0.121	26.350	17.444	25.823	1'31.495	1'31.616	8	0.121
10	32 L. SAVADORI	ITA	Aprilia RSV4 RF	21.951 0.156	26.447	17.470	25.739 0.064	1'31.607	1'31.827	10	0.220
11	54 T. RAZGATLIOGLU	TUR	Kawasaki ZX-10RR	22.074 0.035	26.458	17.555 0.079	25.820 0.015	1'31.907	1'32.036	11	0.129
12	81 J. TORRES	ESP	MV Agusta 1000 F4	22.048 0.040	26.396 0.074	17.598 0.005	25.903	1'31.945	1'32.064	12	0.119
13	45 J. GAGNE	USA	Honda CBR1000RR	21.998	26.574	17.484 0.183	26.039 0.010	1'32.095	1'32.288	13	0.193
14	17 T. HERFOSS	AUS	Honda CBR1000RR	22.088 0.093	26.551 0.072	17.665	25.828	1'32.132	1'32.297	14	0.165
15	76 L. BAZ	FRA	BMW S 1000 RR	22.011 0.074	26.551 0.006	17.568 0.040	26.062 0.013	1'32.192	1'32.325	15	0.133
16	40 R. RAMOS	ESP	Kawasaki ZX-10RR	22.133 0.094	26.664	17.703 0.021	25.973 0.015	1'32.473	1'32.603	16	0.130
17	68 Y. HERNANDEZ	COL	Kawasaki ZX-10RR	22.161 0.087	26.721 0.160	17.734 0.029	25.927	1'32.543	1'32.819	18	0.276
18	36 L. MERCADO	ARG	Kawasaki ZX-10RR	22.109	26.792 0.055	17.620 0.056	26.050	1'32.571	1'32.682	17	0.111
19	47 W. MAXWELL	AUS	Yamaha YZF R1	22.239	26.908	17.725	25.983	1'32.855	1'32.855	19	
20	25 D. FALZON	AUS	Yamaha YZF R1	22.295 0.079	26.860	17.813	26.052 0.057	1'33.020	1'33.156	20	0.136
21	37 O. JEZEK	CZE	Yamaha YZF R1	22.389 0.002	26.726	17.881 0.097	26.162	1'33.158	1'33.257	21	0.099
22	99 P. JACOBSEN	USA	Honda CBR1000RR	22.389	26.983 0.158	17.758 0.142	26.350	1'33.480	1'33.780	22	0.300
Overall Ideal Time				21.710	26.154	17.275	25.525	1'30.664			

20/02/2018
These data/results cannot be reproduced, stored and/or transmitted in whole or in part by any manner of electronic, mechanical, photocopying, recording, broadcasting or otherwise now known or herein after developed without the previous express consent by the copyright owner, except for reproduction in daily press and regular printed publications on sale to the public within 60 days of the event related to those data/results and always provided that copyright symbol appears together as follows below.
© DORNA WSBK ORGANIZATION Srl 2018

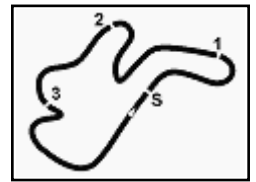
PIRELLI PERUGIA TIMING



Official Tyre Supplier



Official Timekeeper



DWO Phillip Island Official Test, 19-20 February 2018 World Superbike - Chronological Analysis Tuesday Free Practice 2

Phillip Island 4.445 m

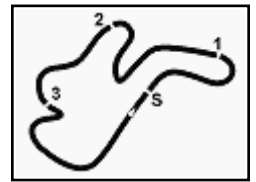
1 / 7

1° 1 J. REA (1'31.048)							
Lap	Seg.1	Seg.2	Seg.3	Seg.4	Lap Time	km/h	Local Time
1	30.812	27.307	17.714	26.302	1'42.135P		13:43'20.188
2	21.851	26.250	17.476	25.613	1'31.190	300,0	13:46'33.513
3	21.770	26.203	17.540	25.800	1'31.313	300,8	13:48'04.826
4	21.826	26.332	17.477	25.864	1'31.499	300,8	13:49'36.325
5	21.811	26.347	17.666	25.779	1'31.603	301,7	13:51'07.928
6	21.995	26.447	17.547	25.835	1'31.824	301,7	13:52'39.752
7	21.828	26.534	17.537	25.758	1'31.657	300,8	13:54'11.409
8	21.885	26.449	17.474	26.196	1'32.004	302,5	13:55'43.413
9	21.910	26.440	17.565	25.875	1'31.790	300,8	13:57'15.203
10	21.787	26.391	17.608	25.838	1'31.624	301,7	13:58'46.827
11	21.895	26.372	17.515	25.877	1'31.659	303,4	14:00'18.486
12	21.905	26.373	17.432	25.939	1'31.649	301,7	14:01'50.135
13	21.910	26.395	17.630	25.871	1'31.806	301,7	14:03'21.941
14	21.859	26.489	17.547	25.956	1'31.851	303,4	14:04'53.792
15	21.915	26.538	17.584	25.829	1'31.866	303,4	14:06'25.658
16	21.870	26.622	17.545	25.863	1'31.900	302,5	14:07'57.558
17	21.931	26.487	17.669	25.888	1'31.975	302,5	14:09'29.533
18	21.827	26.542	17.582	26.076	1'32.027	303,4	14:11'01.560
19	22.055	26.417	17.491	25.906	1'31.869	303,4	14:12'33.429
20	22.096	26.389	17.600	25.919	1'32.004	301,7	14:14'05.433
21	21.911	26.453	17.645	25.998	1'32.007	305,1	14:15'37.440
22	21.920	26.432	17.598	26.013	1'31.963	302,5	14:17'09.403
23	24.064	29.419	18.269	49'29.999	50'41.751P	303,4	15:07'51.154
24	29.976	27.502	17.893	26.119	1'41.490P		15:09'32.644
25	21.742	26.236	17.491	25.579	1'31.048	300,8	15:11'03.692
26	21.753	26.219	17.514	25.777	1'31.263	302,5	15:12'34.955
27	21.803	26.200	17.489	25.701	1'31.193	301,7	15:14'06.148
28	21.823	29.507	20.086	14'43.717	15'55.133P	303,4	15:30'01.281
29	28.351	27.347	17.823	26.000	1'39.521P		15:31'40.802
30	21.729	26.216	17.645	25.778	1'31.368	303,4	15:33'12.170
31	21.777	26.154	17.462	25.678	1'31.071	302,5	15:34'43.241
32	22.289	28.727	19.114	32.287	1'42.417	305,1	15:36'25.658
33	21.848	26.205	17.481	25.860	1'31.394	301,7	15:37'57.052
34	21.800	26.235	17.389	25.819	1'31.243	303,4	15:39'28.295

3° 60 M. VAN DER MARK (1'31.131)							
Lap	Seg.1	Seg.2	Seg.3	Seg.4	Lap Time	km/h	Local Time
1	26.475	27.131	17.724	25.851	1'37.181P		13:40'58.167
2	21.903	26.836	17.561	25.825	1'32.125	300,8	13:44'07.473
3	21.933	26.832	17.530	25.771	1'32.066	299,2	13:45'39.539
4	22.006	26.669	17.504	25.823	1'32.002	301,7	13:47'11.541
5	21.977	26.669	17.499	25.845	1'31.990	301,7	13:48'43.531
6	22.065	26.659	17.614	25.784	1'32.122	301,7	13:50'15.653
7	21.969	26.635	17.596	25.957	1'32.157	300,0	13:51'47.810
8	21.931	26.515	17.560	25.897	1'31.903	299,2	13:53'19.713
9	21.891	26.702	17.672	25.828	1'32.093	300,0	13:54'51.806
10	21.906	26.662	17.572	25.925	1'32.065	300,8	13:56'23.871
11	21.955	26.674	17.529	25.896	1'32.054	301,7	13:57'55.925
12	21.941	26.611	17.758	25.870	1'32.180	305,1	13:59'28.105
13	21.942	26.758	17.778	26.116	1'32.594	301,7	14:01'00.699
14	21.978	26.798	17.646	25.925	1'32.347	301,7	14:02'33.046
15	21.957	26.889	17.669	25.997	1'32.512	302,5	14:04'05.558
16	21.921	26.767	17.670	25.971	1'32.329	301,7	14:05'37.887
17	22.048	26.817	17.666	25.836	1'32.367	299,2	14:07'10.254
18	21.977	26.929	17.624	25.901	1'32.431	302,5	14:08'42.685
19	21.979	26.730	17.598	25.905	1'32.212	301,7	14:10'14.897
20	22.023	26.659	17.695	26.017	1'32.394	302,5	14:11'47.291
21	21.999	26.737	17.737	25.929	1'32.402	303,4	14:13'19.693
22	26.341	33.123	18.024	32'03.175	33'20.663P	291,9	14:46'40.356
23	29.039	27.233	17.666	25.774	1'39.712P		14:48'20.068
24	21.846	26.548	17.420	25.762	1'31.576	301,7	14:49'51.644
25	22.022	26.714	17.578	25.743	1'32.057	302,5	14:51'23.701
26	21.958	26.567	17.562	25.813	1'31.900	301,7	14:52'55.601
27	21.874	26.624	17.628	26.029	1'32.155	300,8	14:54'27.756
28	24.594	34.497	18.541	14'58.239	16'15.871P	300,8	15:10'43.627
29	29.788	27.281	17.805	26.011	1'40.885P		15:12'24.512
30	21.917	26.568	17.543	25.914	1'31.942	295,9	15:13'56.454
31	21.765	26.793	17.497	25.915	1'31.970	300,8	15:15'28.424
32	22.074	26.713	17.578	25.932	1'32.297	297,5	15:17'00.721
33	25.770	31.033	17.606	9'13.285	10'27.694P	296,7	15:27'28.415
34	27.191	27.024	17.573	25.891	1'37.679P		15:29'06.094
35	21.772	26.324	17.354	25.681	1'31.131	295,9	15:30'37.225
36	21.728	26.421	17.555	25.910	1'31.614	300,8	15:32'08.839
37	21.847	26.476	17.465	25.944	1'31.732	298,3	15:33'40.571
38	21.911	26.697	17.478	25.856	1'31.942	298,3	15:35'12.513
39	21.971	26.471	17.590	25.905	1'31.937	296,7	15:36'44.450
40	21.902	26.490	17.558	25.955	1'31.905	299,2	15:38'16.355
41	21.840	26.654	17.484	25.881	1'31.859	297,5	15:39'48.214
42	21.926	26.575	17.473	25.881	1'31.855	297,5	15:41'20.069

2° 12 X. FORES (1'31.076)							
Lap	Seg.1	Seg.2	Seg.3	Seg.4	Lap Time	km/h	Local Time
1	30.022	28.492	18.135	30.320	1'46.969P		13:41'02.263
2	21.867	26.410	17.606	25.694	1'31.577	299,2	13:44'20.809
3	21.917	26.532	17.417	25.698	1'31.564	300,8	13:45'52.373
4	21.918	26.663	17.950	10'41.822	11'48.353P	299,2	13:57'40.726
5	29.291	27.112	17.589	25.817	1'39.809P		13:59'20.535
6	22.022	26.559	17.330	25.737	1'31.648	301,7	14:00'52.183
7	21.808	26.573	17.377	26.063	1'31.821	301,7	14:02'24.004
8	21.943	26.582	17.436	25.881	1'31.842	302,5	14:03'55.846
9	21.903	26.745	17.417	9'33.804	10'39.869P	302,5	14:14'35.715
10	30.825	27.307	17.611	25.956	1'41.699P		14:16'17.414
11	21.982	26.579	17.385	25.919	1'31.865	300,8	14:17'49.279
12	21.853	26.530	17.358	25.729	1'31.470	300,0	14:19'20.749
13	21.995	26.594	17.539	25.989	1'32.117	300,0	14:20'52.866
14	22.013	26.606	17.341	25.834	1'31.794	295,9	14:22'24.660
15	21.941	26.688	17.593	25.873	1'32.095	300,0	14:23'56.755
16	21.945	26.615	17.454	25.910	1'31.924	299,2	14:25'28.679
17	25.521	33.657	20.562	15'40.837	17'00.577P	297,5	14:42'29.256
18	31.521	27.278	17.734	25.763	1'42.296P		14:44'11.552
19	21.870	26.576	17.307	25.525	1'31.278	300,0	14:45'42.830
20	23.018	34.387	17.531	25.732	1'40.668	300,0	14:47'23.498
21	22.002	26.484	17.307	25.740	1'31.533	300,0	14:48'55.031
22	21.710	26.552	17.289	25.682	1'31.233	300,8	14:50'26.264
23	21.845	26.601	17.400	25.862	1'31.708	300,0	14:51'57.972

4° 66 T. SYKES (1'31.190)							
Lap	Seg.1	Seg.2	Seg.3	Seg.4	Lap Time	km/h	Local Time
1	26.475	27.131	17.724	25.851	1'37.181P		13:40'58.167
2	21.903	26.836	17.561	25.825	1'32.125	300,8	13:44'07.473
3	21.933	26.832	17.530	25.771	1'32.066	299,2	13:45'39.539
4	22.006	26.669	17.504	25.823	1'32.002	301,7	13:47'11.541
5	21.977	26.669	17.499	25.845	1'31.990	301,7	13:48'43.531
6	22.065	26.659	17.614	25.784	1'32.122	301,7	13:50'15.653
7	21.969	26.635	17.596	25.957	1'32.157	300,0	13:51'47.810
8	21.931	26.515	17.560	25.897	1'31.903	299,2	13:53'19.713
9	21.891	26.702	17.672	25.828	1'32.093	300,0	13:54'51.806
10	21.906	26.662	17.572	25.925	1'32.065	300,8	13:56'23.871
11	21.955	26.674	17.529	25.896	1'32.054	301,7	13:57'55.925
12	21.941	26.611	17.758	25.870	1'32.180	305,1	13:59'28.105
13	21.942	26.758	17.778	26.116	1'32.594	301,7	14:01'00.699
14	21.978	26.798	17.646	25.925	1'32.347	301,7	14:02'33.046
15	21.957	26.889	17.669	25.997	1'32.512	302,5	14:04'05.558
16	21.921	26.767	17.670	25.971	1'32.329	301,7	14:05'37.887
17	22.048	26.817	17.666	25.836	1'32.367	299,2	14:07'10.254
18	21.977	26.929	17.624	25.901	1'32.431	302,5	14:08'42.685
19	21.979	26.730	17.598	25.905	1'32.212	301,7	14:10'14.897
20	22.023	26.659	17.695	26.017	1'32.394	302,5	14:11'



DWO Phillip Island Official Test, 19-20 February 2018 World Superbike - Chronological Analysis Tuesday Free Practice 2

Phillip Island 4.445 m

2 / 7

1	31.058	29.843	18.337	29.429	1'48.667P		13:53'12.755	28	21.921	26.241	17.565	25.566	1'31.293	301,7	15:23'13.821
2	22.253	26.612	17.754	26.017	1'32.636	296,7	13:55'01.422	29	21.861	29.584	18.314	26.109	1'35.868	305,1	15:24'49.689
3	22.136	26.446	17.576	25.810	1'31.968	299,2	13:58'06.026	31	22.708	32.024	18.334	4'45.818	5'58.884P	308,6	15:32'19.803
4	23.166	27.395	17.922	25.892	1'34.375	300,0	13:59'40.401	32	30.970	29.614	17.925	26.246	1'44.755P		15:34'04.558
5	22.058	26.368	17.508	25.897	1'31.831	301,7	14:01'12.232	33	22.805	26.937	17.998	26.758	1'34.498	296,7	15:35'39.056
6	22.086	26.408	17.593	25.964	1'32.051	300,8	14:02'44.283	34	24.653	30.352	18.652	26.582	1'40.239	293,5	15:37'19.295
7	21.959	26.387	17.512	25.911	1'31.769	302,5	14:04'16.052	35	21.930	26.367	17.614	25.660	1'31.571	306,8	15:38'50.866
8	21.944	27.422	18.264	26.856	1'34.486	301,7	14:05'50.538	36	21.889	27.264	17.872	28.356	1'35.381	304,2	15:40'26.247
9	22.072	26.416	17.532	25.743	1'31.763	300,8	14:07'22.301								
10	22.754	27.243	18.154	13'31.582	14'39.733P	301,7	14:22'02.034								
11	31.509	27.786	17.881	26.172	1'43.348P		14:23'45.382								

6° 22 A. LOWES (1'31.370)

Lap	Seg.1	Seg.2	Seg.3	Seg.4	Lap Time	km/h	Local Time
1	36.147	28.998	18.826	26.449	1'50.420P		13:42'59.598
2	22.344	26.505	17.588	25.703	1'32.140	302,5	13:44'31.738
3	21.929	26.306	17.575	25.773	1'31.583	304,2	13:46'03.321
4	22.227	26.259	17.539	25.826	1'31.851	305,9	13:47'35.172
5	22.056	26.362	17.659	25.839	1'31.916	303,4	13:49'07.088
6	22.098	26.608	17.603	25.982	1'32.291	302,5	13:50'39.379
7	24.316	28.930	18.971	7'07.954	8'20.171P	297,5	13:58'59.550
8	28.408	28.026	18.008	26.200	1'40.642P		14:00'40.192
9	22.178	26.727	17.613	26.017	1'32.535	297,5	14:02'12.727
10	22.047	26.534	17.647	26.008	1'32.236	304,2	14:03'44.963
11	22.042	26.441	17.607	25.986	1'32.076	305,9	14:05'17.039
12	22.040	26.435	17.487	25.974	1'31.936	305,9	14:06'48.975
13	24.291	30.011	18.647	11'18.918	12'31.867P	306,8	14:19'20.842
14	28.924	27.729	18.419	26.555	1'41.627P		14:21'02.469
15	22.101	26.291	17.479	25.823	1'31.694	297,5	14:22'34.163
16	22.026	26.390	17.508	26.000	1'31.924	302,5	14:24'06.087
17	22.148	26.443	17.529	25.962	1'32.082	300,8	14:25'38.169
18	25.230	33.127	20.624	30'18.266	31'37.247P	298,3	14:57'15.416
19	31.522	30.142	18.614	26.684	1'46.962P		14:59'02.378
20	22.443	26.657	17.755	26.111	1'32.966	301,7	15:00'35.344
21	22.227	26.652	17.610	26.100	1'32.589	300,8	15:02'07.933
22	22.080	26.601	17.731	26.370	1'32.782	301,7	15:03'40.715
23	22.180	26.562	17.686	26.164	1'32.592	300,8	15:05'13.307
24	22.205	26.571	17.628	26.076	1'32.480	301,7	15:06'45.787
25	22.132	26.551	17.633	26.090	1'32.406	300,8	15:08'18.193
26	22.226	26.768	17.657	26.076	1'32.727	301,7	15:09'50.920
27	22.118	26.469	17.781	26.051	1'32.419	300,0	15:11'23.339
28	22.108	26.517	17.713	26.129	1'32.467	300,0	15:12'55.806
29	22.150	26.615	17.588	25.953	1'32.306	300,0	15:14'28.112
30	22.124	26.573	17.631	26.025	1'32.353	301,7	15:16'00.465
31	22.196	26.599	17.605	26.042	1'32.442	300,0	15:17'32.907
32	22.137	26.626	17.769	26.058	1'32.590	299,2	15:19'05.497
33	22.143	26.716	17.690	26.000	1'32.549	302,5	15:20'38.046
34	22.253	26.651	17.651	26.033	1'32.588	299,2	15:22'10.634
35	22.291	26.608	17.703	26.067	1'32.669	300,0	15:23'43.303
36	22.215	26.727	17.781	26.020	1'32.743	301,7	15:25'16.046
37	24.804	30.639	19.465	5'58.296	7'13.204P	298,3	15:32'29.250
38	31.766	27.684	18.175	26.504	1'44.129P		15:34'13.379
39	22.114	26.501	17.567	25.748	1'31.930	300,0	15:35'45.309
40	21.875	26.374	17.466	25.800	1'31.515	301,7	15:37'16.824
41	21.868	26.231	17.433	25.838	1'31.370	303,4	15:38'48.194
42	21.867	26.512	17.498	26.000	1'31.877	304,2	15:40'20.071

5° 33 M. MELANDRI (1'31.197)

Lap	Seg.1	Seg.2	Seg.3	Seg.4	Lap Time	km/h	Local Time
1	28.968	27.673	17.985	26.113	1'40.739P		13:47'15.835
2	23.315	27.356	17.743	26.002	1'34.416	300,8	13:48'50.251
3	22.102	28.749	18.054	26.001	1'34.906	306,8	13:50'25.157
4	23.548	29.556	18.013	26.503	1'37.620	294,3	13:52'02.777
5	22.737	27.292	18.258	6'06.484	7'14.771P	302,5	13:59'17.548
6	30.677	27.974	18.186	27.216	1'44.053P		14:01'01.601
7	22.828	27.185	18.335	25.863	1'34.211	302,5	14:02'35.812
8	23.296	26.679	17.607	25.931	1'33.513	299,2	14:04'09.325
9	21.936	26.493	17.566	26.733	1'32.728	306,8	14:05'42.053
10	21.999	26.502	17.664	11'02.030	12'08.195P	305,1	14:17'50.248
11	29.503	28.703	18.336	26.321	1'42.863P		14:19'33.111
12	22.151	26.503	17.608	25.673	1'31.935	303,4	14:21'05.046
13	21.935	26.422	17.648	25.635	1'31.640	305,9	14:22'36.686
14	21.971	26.526	17.597	25.690	1'31.784	307,7	14:24'08.470
15	22.004	26.393	17.550	25.842	1'31.789	307,7	14:25'40.259
16	23.060	31.657	21.539	10'31.957	11'48.213P	305,9	14:37'28.472
17	30.562	34.688	19.519	26.817	1'51.586P		14:39'20.058
18	24.536	27.839	18.258	26.506	1'37.139	287,2	14:40'57.197
19	25.048	28.798	18.388	16'21.657	17'33.891P	300,0	14:58'31.088
20	30.963	28.567	18.646	26.807	1'44.983P		15:00'16.071
21	23.457	30.760	18.203	26.559	1'38.979	301,7	15:01'55.050
22	22.199	26.531	17.648	26.084	1'32.462	304,2	15:03'27.512
23	21.927	26.609	17.682	25.871	1'32.089	305,9	15:04'59.601
24	24.133	26.903	17.689	10'50.170	11'58.895P	305,1	15:16'58.496
25	27.848	27.855	18.108	25.951	1'39.762P		15:18'38.258
26	21.930	27.665	17.709	25.769	1'33.073	307,7	15:20'11.331
27	21.930	26.257	17.482	25.528	1'31.197	302,5	15:21'42.528

7° 50 E. LAVERTY (1'31.502)

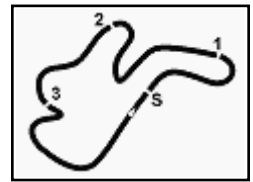
Lap	Seg.1	Seg.2	Seg.3	Seg.4	Lap Time	km/h	Local Time
1	29.820	28.559	18.845	26.622	1'43.846P		13:42'56.434
2	22.249	26.529	17.690	25.833	1'32.301	295,1	13:44'28.735
3	22.054	26.525	17.623	25.673	1'31.875	302,5	13:46'00.610
4	21.999	26.494	17.581	25.891	1'31.965	305,1	13:47'32.575
5	23.199	28.022	17.867	25.946	1'35.034	300,8	13:49'07.609

20/02/2018

P = Pits In/Out - C = Lap Time Cancelled

These data/results cannot be reproduced, stored and/or transmitted in whole or in part by any manner of electronic, mechanical, photocopying, recording, broadcasting or otherwise now known or herein after developed without the previous express consent by the copyright owner, except for reproduction in daily press and regular printed publications on sale to the public within 60 days of the event related to those data/results and always provided that copyright symbol appears together as follows below.

© DORNA WSBK ORGANIZATION Srl 2018



DWO Phillip Island Official Test, 19-20 February 2018 World Superbike - Chronological Analysis Tuesday Free Practice 2

Phillip Island 4.445 m

3 / 7

6	22.193	26.509	17.558	11'11.495	12'17.755P	305,1	14:01'25.364	33	22.044	26.424	17.617	25.865	1'31.950	298,3	15:18'40.553
7	29.146	27.814	18.491	26.440	1'41.891P		14:03'07.255	34	22.325	27.552	17.739	26.148	1'33.764	303,4	15:20'14.317
8	22.099	26.504	17.658	25.941	1'32.202	303,4	14:04'39.457	35	22.183	26.508	17.620	25.890	1'32.201	300,0	15:21'46.518
9	22.114	26.597	17.659	26.056	1'32.426	305,1	14:06'11.883	36	22.202	26.602	17.645	25.947	1'32.396	300,0	15:23'18.914
10	22.301	26.777	17.780	26.158	1'33.016	305,1	14:07'44.899	37	22.102	26.585	17.669	26.244	1'32.600	300,0	15:24'51.514
11	23.976	26.739	17.773	12'05.242	13'13.730P	300,8	14:20'58.629	38	22.110	26.609	17.737	26.034	1'32.490	300,8	15:26'24.004
12	30.574	28.292	18.564	26.334	1'43.764P		14:22'42.393	39	22.315	27.041	17.762	26.139	1'33.257	300,0	15:27'57.261
13	22.089	26.500	17.644	25.784	1'32.017	300,8	14:24'14.410	40	22.149	26.606	17.620	26.089	1'32.464	299,2	15:29'29.725
14	22.013	26.390	17.642	26.063	1'32.108	299,2	14:25'46.518	41	23.017	31.707	18.066	4'43.634	5'56.424P	298,3	15:35'26.149
15	22.078	30.588	22.374	17'30.517	18'45.557P	300,0	14:44'32.075	42	31.260	27.842	17.951	26.434	1'43.487P		15:37'09.636
16	30.035	28.312	18.745	26.173	1'43.265P		14:46'15.340	43	21.999	26.350	17.444	25.823	1'31.616	300,0	15:38'41.252
17	22.098	26.320	17.516	25.665	1'31.599	300,8	14:47'46.939	44	21.878	26.466	18.820	26.767	1'33.931	303,4	15:40'15.183

9° 7 C. DAVIES (1'31.715)

Lap	Seg.1	Seg.2	Seg.3	Seg.4	Lap Time	km/h	Local Time
1	28.064	28.379	18.525	26.147	1'41.115P		13:44'34.683
2	22.043	26.474	17.675	25.865	1'32.057	300,8	13:46'15.798
3	21.876	33.971	18.016	25.929	1'39.792	302,5	13:49'27.647
4	22.019	26.437	17.696	25.893	1'32.045	303,4	13:50'59.692
5	21.932	26.393	17.657	26.016	1'31.998	303,4	13:52'31.690
6	21.839	26.650	18.465	10'46.532	11'53.486P	303,4	14:04'25.176
7	28.607	27.287	18.078	26.224	1'40.196P		14:06'05.372
8	22.028	31.223	21.174	26.568	1'40.983	305,1	14:07'46.365
9	22.077	26.553	17.665	25.905	1'32.200	305,1	14:09'18.565
10	21.978	26.490	17.656	25.960	1'32.084	304,2	14:10'50.649
11	21.878	28.005	18.771	10'43.450	11'52.104P	305,1	14:22'42.753
12	29.786	28.022	18.203	27.597	1'43.608P		14:24'26.361
13	22.216	26.692	17.748	26.079	1'32.735C	300,8	14:25'59.096
14	25.408	30.983	19.438	16'06.610	17'22.439P	269,3	14:43'21.535
15	27.520	28.190	18.541	26.774	1'41.025P		14:45'02.560
16	22.116	26.564	17.652	25.819	1'32.151	301,7	14:46'34.711
17	22.040	26.451	17.743	26.020	1'32.254	300,0	14:48'06.965
18	22.058	26.407	17.619	26.126	1'32.210	301,7	14:49'39.175
19	22.902	28.471	18.557	26.284	1'36.214	302,5	14:51'15.389
20	22.069	26.492	17.553	26.188	1'32.302	300,0	14:52'47.691
21	22.077	26.491	17.670	25.903	1'32.141	300,8	14:54'19.832
22	23.544	31.053	20.397	13'46.689	15'01.683P	302,5	15:09'21.515
23	28.178	28.068	19.983	26.694	1'42.923P		15:11'04.438
24	22.001	26.555	17.766	25.987	1'32.309	304,2	15:12'36.747
25	22.080	26.555	17.785	25.914	1'32.334	304,2	15:14'09.081
26	21.976	26.638	17.697	26.108	1'32.419	303,4	15:15'41.500
27	23.168	30.341	18.662	4'28.703	5'40.874P	301,7	15:21'22.374
28	27.644	27.561	19.747	26.688	1'41.640P		15:23'04.014
29	22.188	41.960	19.267	26.373	1'49.788	300,0	15:24'53.802
30	22.140	26.574	17.750	26.107	1'32.571	301,7	15:26'26.373
31	22.087	26.761	17.797	3'55.373	5'02.018P	302,5	15:31'28.391
32	27.735	28.224	18.669	30.389	1'45.017P		15:33'13.408
33	21.936	26.259	17.645	25.947	1'31.787	303,4	15:34'45.195
34	21.784	26.649	17.605	26.033	1'32.071	303,4	15:36'17.266
35	21.847	26.297	17.712	25.859	1'31.715	301,7	15:37'48.981
36	25.560	31.914	18.380	26.453	1'42.307	302,5	15:39'31.288
37	21.967	31.248	18.913	26.478	1'38.606	301,7	15:41'09.894

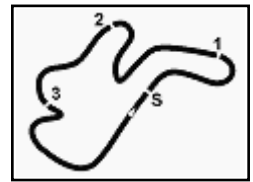
10° 32 L. SAVADORI (1'31.827)

Lap	Seg.1	Seg.2	Seg.3	Seg.4	Lap Time	km/h	Local Time
1	29.599	28.799	18.171	36.767	1'53.336P		13:41'03.460
2	22.138	26.616	17.614	25.739	1'32.107	297,5	13:42'56.796
3	22.138	26.540	17.613	25.793	1'32.084	301,7	13:44'28.903
4	22.046	26.447	17.585	26.043	1'32.121	302,5	13:47'33.108
5	25.829	27.988	18.360	13'57.633	15'09.810P	297,5	14:02'42.918
6	35.873	27.173	17.709	26.015	1'46.770P		14:04'29.688
7	22.159	26.593	17.706	26.051	1'32.509	300,0	14:06'02.197

20/02/2018 P = Pits In/Out - C = Lap Time Cancelled

These data/results cannot be reproduced, stored and/or transmitted in whole or in part by any manner of electronic, mechanical, photocopying, recording, broadcasting or otherwise now known or herein after developed without the previous express consent by the copyright owner, except for reproduction in daily press and regular printed publications on sale to the public within 60 days of the event related to those data/results and always provided that copyright symbol appears together as follows below.

© DORNA WSBK ORGANIZATION Srl 2018



DWO Phillip Island Official Test, 19-20 February 2018 World Superbike - Chronological Analysis Tuesday Free Practice 2

Phillip Island 4.445 m

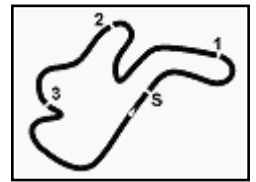
4 / 7

8	27.760	36.346	18.340	26.214	1'48.660	297,5	14:07'50.857
9	22.130	26.688	17.677	26.128	1'32.623	296,7	14:09'23.480
10	22.949	27.671	18.020	22'55.172	24'03.812P	297,5	14:33'27.292
11	30.129	28.794	18.165	26.324	1'43.412P		14:35'10.704
12	22.406	26.850	17.705	25.990	1'32.951	292,7	14:36'43.655
13	22.331	26.708	17.659	26.037	1'32.735	294,3	14:38'16.390
14	22.209	26.759	17.744	26.126	1'32.838	295,1	14:39'49.228
15	23.291	28.098	18.265	13'38.483	14'48.137P	293,5	14:54'37.365
16	32.031	27.084	17.785	25.998	1'42.898P		14:56'20.263
17	21.956	26.833	17.697	26.095	1'32.581	300,0	14:57'52.844
18	22.137	26.553	17.679	25.852	1'32.221	298,3	14:59'25.065
19	22.194	26.756	17.710	26.117	1'32.777	300,0	15:00'57.842
20	24.140	29.016	18.831	19'46.019	20'58.006P	296,7	15:21'55.848
21	37.870	28.595	21.653	27.973	1'56.091P		15:23'51.939
22	22.249	26.689	17.561	25.873	1'32.372	295,9	15:25'24.911
23	28.467	28.259	18.638	6'13.810	7'29.174P	299,2	15:32'53.485
24	33.558	28.935	23.740	26.805	1'53.038P		15:34'46.523
25	21.951	26.603	17.470	25.803	1'31.827	297,5	15:36'18.350
26	21.992	26.519	17.676	25.828	1'32.015	302,5	15:37'50.365
27	35.208	28.837	18.253	26.449	1'48.747	301,7	15:39'39.112
28	22.229	26.850	17.610	25.926	1'32.615	296,7	15:41'11.727

12° 81 J. TORRES (1'32.064)									
Lap	Seg.1	Seg.2	Seg.3	Seg.4	Lap Time	km/h	Local Time		
1	31.765	32.162	18.992	27.161	1'50.080P		13:50'56.479		
2	23.083	27.433	20.573	27.032	1'38.121	295,1	13:54'24.680		
3	22.306	26.782	17.686	26.118	1'32.892	300,8	13:55'57.572		
4	22.422	26.653	17.755	26.108	1'32.938	301,7	13:57'30.510		
5	22.800	26.953	18.242	7'50.384	8'58.379P	298,3	14:06'28.889		
6	30.487	33.437	22.930	27.134	1'53.988P		14:08'22.877		
7	22.403	26.776	17.752	25.975	1'32.906	298,3	14:09'55.783		
8	22.101	26.414	18.100	6'18.761	7'25.376P	301,7	14:17'21.159		
9	29.219	27.809	18.310	26.684	1'42.022P		14:19'03.181		
10	22.367	26.614	17.679	26.030	1'32.690	295,1	14:20'35.871		
11	22.343	26.636	17.697	26.077	1'32.753	296,7	14:22'08.624		
12	22.274	26.529	17.645	25.932	1'32.380	296,7	14:23'41.004		
13	22.499	26.753	17.848	8'01.541	9'08.641P	297,5	14:32'49.645		
14	30.318	27.390	18.002	26.381	1'42.091P		14:34'31.736		
15	22.238	26.654	17.724	26.194	1'32.810	294,3	14:36'04.546		
16	22.296	26.566	17.676	26.258	1'32.796	295,1	14:37'37.342		
17	22.276	29.089	18.787	6'28.779	7'38.931P	295,1	14:45'16.273		
18	31.422	30.199	18.079	26.031	1'45.731P		14:47'02.004		
19	22.212	26.586	17.708	26.185	1'32.691	297,5	14:48'34.695		
20	22.129	26.490	17.606	25.953	1'32.178	295,9	14:50'06.873		
21	22.104	38.347	17.985	26.360	1'44.796	298,3	14:51'51.669		
22	22.133	26.458	17.598	26.047	1'32.236	297,5	14:53'23.905		
23	22.119	26.597	17.665	25.975	1'32.356	298,3	14:54'56.261		
24	22.786	27.194	18.057	15'37.770	16'45.807P	300,0	15:11'42.068		
25	29.285	28.294	17.906	26.238	1'41.723P		15:13'23.791		
26	22.194	26.801	17.707	25.958	1'32.660	296,7	15:14'56.451		
27	22.180	26.676	17.758	25.941	1'32.555	296,7	15:16'29.006		
28	22.103	26.574	17.659	25.923	1'32.259	297,5	15:18'01.265		
29	22.406	26.784	17.939	7'20.070	8'27.199P	296,7	15:26'28.464		
30	31.850	27.809	18.332	26.592	1'44.583P		15:28'13.047		
31	22.213	26.727	17.727	26.106	1'32.773	298,3	15:29'45.820		
32	22.048	26.570	17.653	25.967	1'32.238	296,7	15:31'18.058		
33	22.186	26.633	17.673	26.029	1'32.521	298,3	15:32'50.579		
34	22.088	26.470	17.603	25.903	1'32.064	297,5	15:34'22.643		
35	22.127	26.396	17.613	26.072	1'32.208	298,3	15:35'54.851		

11° 54 T. RAZGATLIOGLU (1'32.036)							
Lap	Seg.1	Seg.2	Seg.3	Seg.4	Lap Time	km/h	Local Time
							13:51'35.180
1	35.455	28.137	18.364	26.607	1'48.563P		13:53'23.743
2	22.300	26.608	17.706	26.036	1'32.650	292,7	13:54'56.393
3	22.300	26.752	17.743	25.986	1'32.781	295,1	13:56'29.174
4	22.179	26.537	17.741	25.982	1'32.439	294,3	13:58'01.613
5	22.193	26.575	17.875	26.032	1'32.675	294,3	13:59'34.288
6	22.286	26.652	17.728	26.067	1'32.733	293,5	14:01'07.021
7	22.282	26.575	17.672	25.960	1'32.489	293,5	14:02'39.510
8	22.224	26.689	17.661	26.004	1'32.578	296,7	14:04'12.088
9	22.285	26.737	17.927	26.192	1'33.141	295,1	14:05'45.229
10	22.262	26.685	17.778	26.060	1'32.785	292,7	14:07'18.014
11	22.386	26.945	17.773	26.226	1'33.330	293,5	14:08'51.344
12	22.303	26.505	17.832	26.084	1'32.724	291,9	14:10'24.068
13	22.296	26.584	17.834	26.181	1'32.895	295,1	14:11'56.963
14	22.408	26.616	17.868	26.007	1'32.899	293,5	14:13'29.862
15	22.319	26.733	17.846	26.163	1'33.061	294,3	14:15'02.923
16	22.363	26.737	17.840	26.242	1'33.182	292,7	14:16'36.105
17	22.298	26.598	17.885	25.970	1'32.751	291,9	14:18'08.856
18	22.338	26.733	17.857	26.066	1'32.994	292,7	14:19'41.850
19	22.235	26.695	17.905	26.330	1'33.165	291,1	14:21'15.015
20	22.433	26.823	17.954	26.285	1'33.495	291,1	14:22'48.510
21	22.624	27.369	18.291	29'53.861	31'02.145P	291,9	14:53'50.655
22	29.589	27.158	17.850	25.873	1'40.470P		14:55'31.125
23	22.195	26.656	17.673	25.983	1'32.507	298,3	14:57'03.632
24	22.109	26.458	17.634	25.835	1'32.036	296,7	14:58'35.668
25	22.100	30.783	21.661	26.222	1'40.766	297,5	15:00'16.434
26	23.315	27.267	17.931	8'45.671	9'54.184P	297,5	15:10'10.618
27	33.498	27.090	17.718	25.820	1'44.126P		15:11'54.744
28	22.074	27.193	17.839	26.375	1'33.481	298,3	15:13'28.225
29	22.125	26.474	17.705	26.042	1'32.346	295,9	15:15'00.571
30	25.054	29.988	18.181	26.442	1'39.665	295,9	15:16'40.236
31	22.249	26.561	17.683	26.122	1'32.615	292,7	15:18'12.851
32	25.350	30.175	19.302	11'16.846	12'31.673P	295,1	15:30'44.524
33	31.046	27.734	18.538	26.404	1'43.722P		15:32'28.246
34	22.297	26.554	17.599	26.184	1'32.634	295,1	15:34'00.880
35	22.273	26.486	17.555	26.113	1'32.427	292,7	15:35'33.307
36	22.749	26.858	18.085	26.487	1'34.179	295,9	15:37'07.486
37	22.268	26.573	17.670	27.498	1'34.009	294,3	15:38'41.495

13° 45 J. GAGNE (1'32.288)									
Lap	Seg.1	Seg.2	Seg.3	Seg.4	Lap Time	km/h	Local Time		
							13:40'14.116		
1	33.703	30.084	18.903	27.144	1'49.834P		13:42'03.950		
2	23.333	27.145	17.785	26.039	1'34.302	297,5	13:43'38.252		
3	22.107	26.882	17.484	26.263	1'32.736	302,5	13:45'10.988		
4	21.998	26.574	17.667	26.049	1'32.288	300,8	13:46'43.276		
5	22.177	26.741	17.721	26.269	1'32.908	301,7	13:48'16.184		
6	22.188	26.612	18.175	29.026	1'36.001	302,5	13:49'52.185		
7	22.186	26.664	17.700	26.265	1'32.815	301,7	13:51'25.000		
8	22.229	28.346	18.491	18'44.776	19'53.842P	298,3	14:11'18.842		
9	32.554	28.214	17.982	28.625	1'47.375P		14:13'06.217		
10	22.131	26.626	17.660	26.159	1'32.576	300,8	14:14'38.793		
11	22.117	26.649	17.730	26.306	1'32.802	302,5	14:16'11.595		
12	22.080	26.749	17.767	26.178	1'32.774	301,7	14:17'44.369		
13	22.166	26.866	17.722	26.377	1'33.131	302,5	14:19'17.500		
14	22.103	27.000	18.457	15'41.111	16'48.671P	300,8	14:36'06.171		
15	32.751	28.842	18.318	26.615	1'46.526P		14:37'52.697		
16	22.298	26.956	17.599	26.150	1'33.003	300,0	14:39'25.700		
17	22.145	26.998	17.685	26.293	1'33.121	302,5	14:40'58.821		
18	22.190	26.726	17.649	26.365	1'32.930	300,0	14:42'31.751		
19	22.231	26.828	17.642	26.175	1'32.876	300,0	14:44'04.627		
20	22.148	26.978	17.773	26.370	1'33.269	301,7	14:45'37.896		
21	22.211	26.717	17.715	26.335	1'32.978	297,5	14:47'		



DWO Phillip Island Official Test, 19-20 February 2018 World Superbike - Chronological Analysis Tuesday Free Practice 2

Phillip Island 4.445 m

5 / 7

23	22.021	26.673	17.714	26.325	1'32.733	300,8	14:50'16.518	11	22.113	26.681	17.764	26.229	1'32.787	297,5	13:57'28.849
24	22.127	26.830	17.636	26.281	1'32.874	301,7	14:51'49.392	12	22.111	26.638	17.719	26.132	1'32.600	296,7	13:59'01.449
25	22.161	26.844	17.865	26.506	1'33.376	302,5	14:53'22.768	13	22.533	26.744	17.704	26.335	1'33.316	299,2	14:00'34.765
26	22.175	26.852	17.902	26.491	1'33.420	300,0	14:54'56.188	14	22.244	26.696	17.664	26.361	1'32.965	292,7	14:02'07.730
27	22.116	26.807	17.998	26.510	1'33.431	302,5	14:56'29.619	15	22.349	26.839	17.784	26.393	1'33.365	297,5	14:03'41.095
28	22.252	26.878	17.894	26.594	1'33.618	304,2	14:58'03.237	16	22.168	26.834	17.790	26.420	1'33.212	298,3	14:05'14.307
29	22.211	26.984	17.765	26.455	1'33.415	301,7	14:59'36.652	17	22.228	26.717	17.728	26.235	1'32.908	296,7	14:06'47.215
30	22.404	26.960	17.810	26.558	1'33.732	301,7	15:01'10.384	18	22.171	26.816	17.848	26.160	1'32.995	300,0	14:08'20.210
31	22.302	26.995	17.830	26.588	1'33.715	299,2	15:02'44.099	19	22.190	27.017	17.755	26.335	1'33.297	296,7	14:09'53.507
32	22.382	27.296	18.029	26.722	1'34.429	299,2	15:04'18.528	20	22.198	26.772	17.746	26.299	1'33.015	300,0	14:11'26.522
33	22.454	27.131	17.976	26.758	1'34.319	298,3	15:05'52.847	21	22.266	26.888	17.835	26.426	1'33.415	302,5	14:12'59.937
34	22.422	27.246	18.042	26.715	1'34.425	300,8	15:07'27.272	22	22.279	27.011	17.800	26.349	1'33.439	294,3	14:14'33.376
35	22.495	27.309	18.575	27.790	1'36.169	300,0	15:09'03.441	23	22.279	27.034	18.013	26.627	1'33.953	297,5	14:16'07.329
36	28.828	44.275	32.697	20'30.937	22'16.737P	233,8	15:31'20.178	24	26.992	32.205	20.878	18'26.352	19'46.427P	292,7	14:35'53.756
37	33.472	29.355	18.162	27.742	1'48.731P		15:33'08.909	25	30.486	30.316	19.415	27.943	1'48.160P		14:37'41.916
38	22.255	26.948	17.786	26.470	1'33.459	300,8	15:34'42.368	26	22.082	27.363	18.000	31.828	1'39.273	295,1	14:39'21.189
39	23.785	29.764	18.014	26.585	1'38.148	300,0	15:36'20.516	27	22.084	26.657	17.617	26.099	1'32.457	299,2	14:40'53.646
40	22.148	26.757	17.755	26.341	1'33.001	301,7	15:37'53.517	28	22.121	26.822	17.679	26.438	1'33.060	295,9	14:42'26.706
41	22.219	27.012	17.720	26.384	1'33.335	301,7	15:39'26.852	29	22.068	26.718	17.839	26.255	1'32.880	295,9	14:43'59.586
42	22.196	27.301	17.877	26.359	1'33.733	300,8	15:41'00.585	30	25.866	31.827	20.782	26.232	1'44.707	296,7	14:45'44.293
								31	22.250	28.443	19.330	12'58.669	14'08.692P	297,5	14:59'52.985
								32	31.340	28.992	18.037	26.854	1'45.223P		15:01'38.208
								33	22.029	26.551	17.658	26.149	1'32.387	295,9	15:03'10.595
								34	22.094	26.754	17.762	26.196	1'32.806	295,9	15:04'43.401
								35	22.292	26.766	17.855	26.351	1'33.264	295,9	15:06'16.665
								36	22.197	31.345	20.849	13'01.880	14'16.271P	296,7	15:20'32.936
								37	30.985	27.662	17.932	26.277	1'42.856P		15:22'15.792
								38	22.252	26.939	17.939	26.267	1'33.397	296,7	15:23'49.189
								39	22.187	26.856	17.862	26.283	1'33.188	297,5	15:25'22.377
								40	24.811	34.604	20.463	12'43.632	14'03.510P	297,5	15:39'25.887
								41	31.888	31.286	19.422	27.991	1'50.587P		15:41'16.474

14° 17 T. HERFOSS (1'32.297)

Lap	Seg.1	Seg.2	Seg.3	Seg.4	Lap Time	km/h	Local Time
							13:41'35.349
1	29.160	43.551	20.052	27.512	2'00.275P		13:43'35.624
2	22.386	26.877	17.940	28.916	1'36.119	285,7	13:45'11.743
3	22.344	26.859	17.757	26.429	1'33.389	288,8	13:46'45.132
4	23.669	30.088	17.902	26.247	1'37.906	286,5	13:48'23.038
5	22.446	26.997	17.852	26.296	1'33.591	291,1	13:49'56.629
6	24.366	29.233	19.046	13'01.022	14'13.667P	285,0	14:04'10.296
7	29.634	30.105	23.403	29.487	1'52.629P		14:06'02.925
8	22.641	31.694	17.959	26.768	1'39.062	288,8	14:07'41.987
9	23.944	30.038	17.865	26.259	1'38.106	288,8	14:09'20.093
10	22.555	27.612	18.231	4'40.491	5'48.889P	290,3	14:15'08.982
11	28.097	27.533	18.054	26.361	1'40.045P		14:16'49.027
12	22.542	28.446	18.013	26.621	1'35.622	289,5	14:18'24.649
13	22.820	27.130	17.941	26.562	1'34.453	285,0	14:19'59.102
14	23.923	30.224	19.178	12'58.004	14'11.329P	286,5	14:34'10.431
15	33.342	33.849	19.573	28.077	1'54.841P		14:36'05.272
16	22.191	26.551	17.844	26.104	1'32.690	288,8	14:37'37.962
17	22.194	26.661	17.791	26.015	1'32.661	288,8	14:39'10.623
18	23.649	28.854	17.948	28.344	1'38.795	289,5	14:40'49.418
19	22.088	26.940	17.982	26.061	1'33.071	293,5	14:42'22.489
20	22.181	26.623	17.665	25.828	1'32.297	291,9	14:43'54.786
21	22.180	26.813	18.023	19'01.025	20'08.041P	291,9	15:04'02.827
22	28.829	29.670	18.358	26.508	1'43.365P		15:05'46.192
23	22.631	27.114	18.274	20'52.430	22'00.449P	289,5	15:27'46.641
24	30.196	29.575	18.008	26.461	1'44.240P		15:29'30.881
25	25.792	30.704	19.226	5'59.638	7'15.360P	286,5	15:36'46.241
26	27.897	29.227	26.128	32.723	1'55.975P		15:38'42.216

15° 76 L. BAZ (1'32.325)

Lap	Seg.1	Seg.2	Seg.3	Seg.4	Lap Time	km/h	Local Time
							13:40'21.840
1	27.335	28.392	18.638	26.669	1'41.034P		13:42'02.874
2	22.174	26.716	17.646	26.106	1'32.642	295,9	13:43'35.516
3	22.011	26.642	17.568	26.130	1'32.351	295,9	13:45'07.867
4	22.085	26.557	17.608	26.075	1'32.325	295,1	13:46'40.192
5	22.115	26.653	17.596	26.112	1'32.476	295,9	13:48'12.668
6	22.088	26.682	17.596	26.062	1'32.428	295,9	13:49'45.096
7	22.049	26.605	17.699	26.231	1'32.584	294,3	13:51'17.680
8	22.245	26.763	17.661	26.289	1'32.958	295,1	13:52'50.638
9	22.184	26.662	17.589	26.246	1'32.681	295,9	13:54'23.319
10	22.132	26.728	17.645	26.238	1'32.743	296,7	13:55'56.062

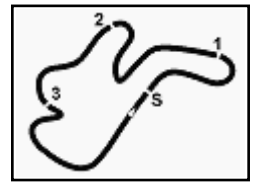
16° 40 R. RAMOS (1'32.603)

Lap	Seg.1	Seg.2	Seg.3	Seg.4	Lap Time	km/h	Local Time
							13:58'47.668
1	28.325	27.719	18.185	26.156	1'40.385P		14:00'28.053
2	22.227	26.664	17.724	25.988	1'32.603	292,7	14:02'00.656
3	24.808	28.244	21.228	26.313	1'40.593	297,5	14:03'41.249
4	22.180	26.872	17.804	26.397	1'33.253	299,2	14:05'14.502
5	22.338	26.726	17.703	25.973	1'32.740	297,5	14:06'47.242
6	22.312	26.775	18.126	26.390	1'33.603	299,2	14:08'20.845
7	22.244	26.920	17.805	26.026	1'32.995	295,9	14:09'53.840
8	22.133	26.683	17.736	26.188	1'32.740	300,8	14:11'26.580
9	22.826	27.519	17.854	25.982	1'34.181	302,5	14:13'00.761
10	22.235	26.820	17.758	41.973	1'48.786	294,3	14:14'49.547

17° 36 L. MERCADO (1'32.682)

Lap	Seg.1	Seg.2	Seg.3	Seg.4	Lap Time	km/h	Local Time
							13:40'13.456
1	33.898	29.357	19.600	27.241	1'50.096P		13:42'03.552
2	26.582	29.922	21.560	31.653	1'49.717	298,3	13:43'53.269
3	22.475	26.858	17.875	7'07.072	8'14.280P	291,9	13:52'07.549
4	29.654	28.512	17.959	27.540	1'43.665P		13:53'51.214
5	22.303	27.017	17.636	26.470	1'33.426	295,9	13:55'24.640
6	22.327	26.792	17.833	26.196	1'33.148	294,3	13:56'57.788
7	22.471	26.840	17.620	26.151	1'33.082	295,1	13:58'30.870
8	22.253	27.011	18.075	38'40.957	39'48.296P	297,5	14:38'19.166
9	30.227	29.455	18.303	26.386	1'44.371P		14:40'03.537
10	22.764	27.018	18.085	26.909	1'34.776	294,3	14:41'38.313
11	22.975	26.905	17.869	26.318	1'34.067	291,9	14:43'12.380
12	26.061	32.928	20.176	32.136	1'51.301	294,3	14:45'03.681
13	22.999	26.900	17.754	26.311	1'33.964	294,3	14:46'37.645
14	22.563	27.716	17.914	26.303	1'34.496	292,7	14:48'12.141
15	22.375	26.967	17.893	26.237	1'33.472	295,9	14:49'45.613

20/02/2018 P = Pits In/Out - C = Lap Time Cancelled



Phillip Island 4.445 m

DWO Phillip Island Official Test, 19-20 February 2018

World Superbike - Chronological Analysis Tuesday Free Practice 2

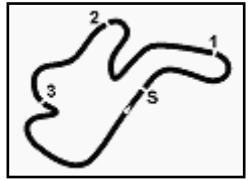
2	31.320	28.052	18.254	26.372	1'43.998P		13:50'53.964
3	22.461	27.272	18.016	26.426	1'34.175	291,9	13:52'28.139
4	22.563	27.038	18.040	26.295	1'33.936	291,1	13:54'02.075
5	23.518	28.616	18.436	14'03.942	15'14.512P	291,9	14:09'16.587
6	31.815	27.875	18.137	28.411	1'46.238P		14:11'02.825
7	22.584	27.037	18.613	33'59.766	35'08.000P	294,3	14:46'10.825
8	30.547	27.699	18.450	26.486	1'43.182P		14:47'54.007
9	22.691	26.994	18.008	26.423	1'34.116	285,7	14:49'28.123
10	22.803	28.571	18.997	14'11.669	15'22.040P	291,1	15:04'50.163
11	30.301	28.188	18.181	26.374	1'43.044P		15:06'33.207
12	22.618	26.935	17.950	26.398	1'33.901	291,1	15:08'07.108
13	22.588	27.126	18.117	26.314	1'34.145	287,2	15:09'41.253
14	22.625	27.007	17.991	26.457	1'34.080	288,0	15:11'15.333
15	22.644	27.038	18.030	26.568	1'34.280	287,2	15:12'49.613
16	24.148	28.714	22.770	8'50.272	10'05.904P	285,0	15:22'55.517
17	31.768	28.116	18.464	26.755	1'45.103P		15:24'40.620
18	22.695	27.101	18.097	26.412	1'34.305	285,7	15:26'14.925
19	23.154	27.099	18.147	6'31.821	7'40.221P	275,5	15:33'55.146
20	29.956	27.828	19.647	26.941	1'44.372P		15:35'39.518
21	22.391	26.726	17.978	26.162	1'33.257	288,8	15:37'12.775
22	22.389	26.822	17.881	26.310	1'33.402	291,1	15:38'46.177
23	22.552	26.970	17.991	26.471	1'33.984	291,1	15:40'20.161

22° 99 P. JACOBSEN (1'33.780)							
Lap	Seg.1	Seg.2	Seg.3	Seg.4	Lap Time	km/h	Local Time
							13:42'13.271
1	31.449	28.421	18.627	26.759	1'45.256P		13:43'58.527
2	22.701	27.125	17.944	26.437	1'34.207	291,9	13:45'32.734
3	22.788	27.045	17.923	26.624	1'34.380	291,9	13:47'07.114
4	22.588	27.153	18.013	26.509	1'34.263	295,1	13:48'41.377
5	25.909	28.001	19.509	11'51.543	13'04.962P	288,0	14:01'46.339
6	32.662	28.391	18.394	26.861	1'46.308P		14:03'32.647
7	22.389	27.141	17.900	26.350	1'33.780	296,7	14:05'06.427
8	22.509	27.097	18.005	26.458	1'34.069	294,3	14:06'40.496
9	22.468	27.221	18.556	27'31.071	28'39.316P	293,5	14:35'19.812
10	31.864	28.031	18.288	27.019	1'45.202P		14:37'05.014
11	22.561	27.036	17.828	26.482	1'33.907	291,1	14:38'38.921
12	22.466	27.000	17.961	26.527	1'33.954	295,1	14:40'12.875
13	22.508	29.761	18.265	9'05.026	10'15.560P	294,3	14:50'28.435
14	30.187	27.600	18.159	26.633	1'42.579P		14:52'11.014
15	22.513	27.014	17.799	26.500	1'33.826	293,5	14:53'44.840
16	22.505	26.983	17.758	26.569	1'33.815	294,3	14:55'18.655
17	23.968	28.784	18.602	12'06.538	13'17.892P	294,3	15:08'36.547
18	31.137	27.816	18.155	26.662	1'43.770P		15:10'20.317
19	22.551	27.092	17.936	26.428	1'34.007	295,1	15:11'54.324
20	22.405	27.028	17.876	26.547	1'33.856	295,1	15:13'28.180

20/02/2018 P = Pits In/Out - C = Lap Time Cancelled

These data/results cannot be reproduced, stored and/or transmitted in whole or in part by any manner of electronic, mechanical, photocopying, recording, broadcasting or otherwise now known or herein after developed without the previous express consent by the copyright owner, except for reproduction in daily press and regular printed publications on sale to the public within 60 days of the event related to those data/results and always provided that copyright symbol appears together as follows below.

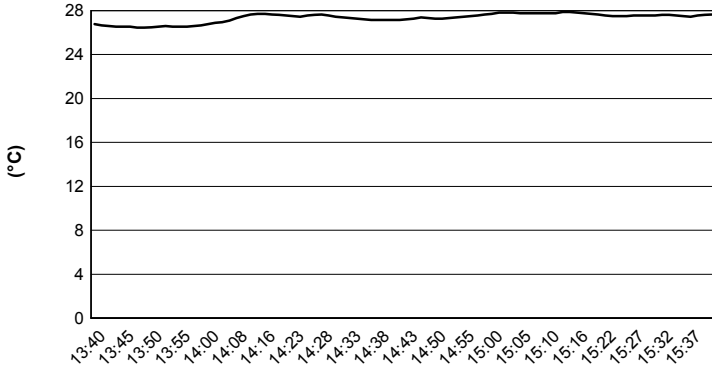
© DORNA WSBK ORGANIZATION Srl 2018



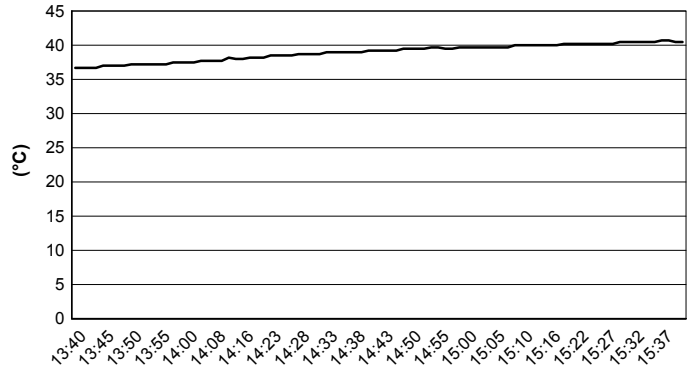
Phillip Island 4.445 m

DWO Phillip Island Official Test, 19-20 February 2018
World Superbike - Weather Report Tuesday Free Practice 2
 Session started 13:40 - Session ended 15:42

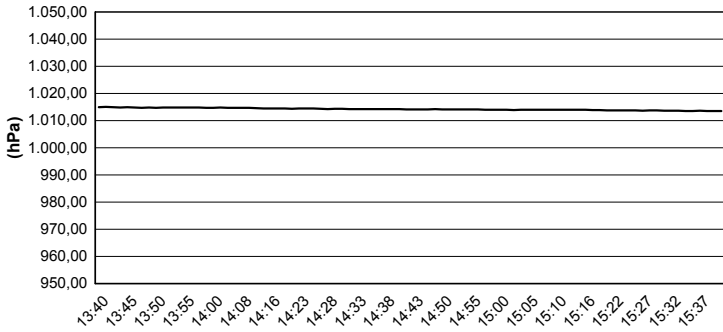
Air Temperature



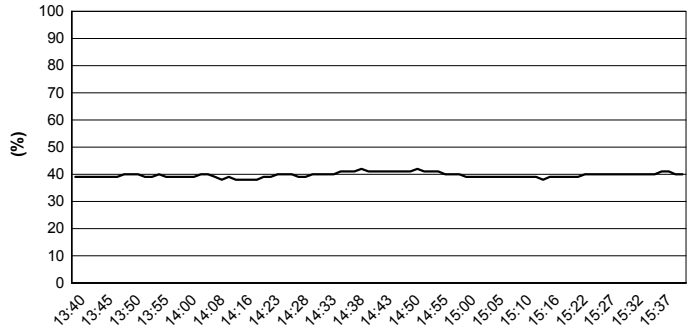
Track Temperature



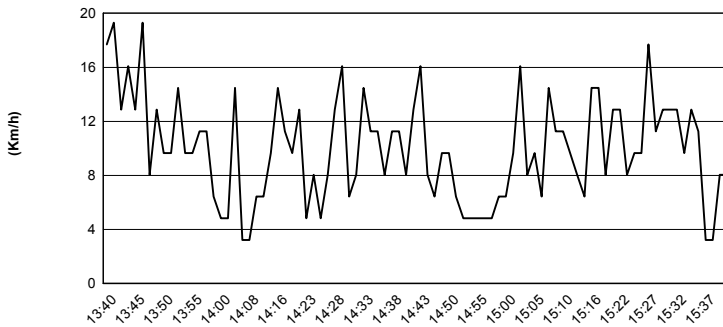
Air Pressure



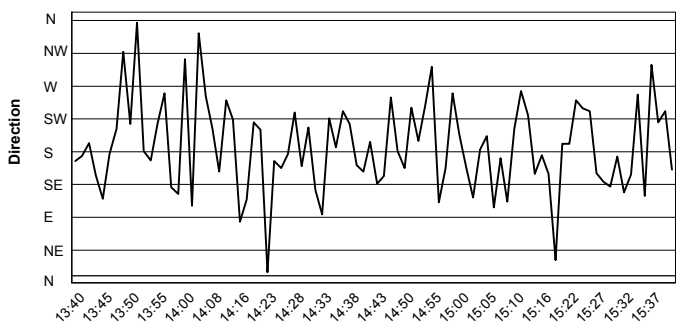
Humidity



Wind Speed



Wind Direction



20/02/2018

These data/results cannot be reproduced, stored and/or transmitted in whole or in part by any manner of electronic, mechanical, photocopying, recording, broadcasting or otherwise now known or herein after developed without the previous express consent by the copyright owner, except for reproduction in daily press and regular printed publications on sale to the public within 60 days of the event related to those data/results and always provided that copyright symbol appears together as follows below.

© DORNA WSBK ORGANIZATION Srl 2018