


4423 m.

## GRAN PREMIO RED BULL DE ESPAÑA

## Free Practice Nr. 1

## Classification

3

		Rider	Nation	Team	Motorcycle	Time	Lap Total	Gap	Top Speed
1	42	Francesco BAGNAIA	ITA	SKY Racing Team VR46	KALEX	<b>1'42.836</b>	18 20		<b>240.6</b>
2	22	Sam LOWES	GBR	Swiss Innovative Investors	KTM	<b>1'43.019</b>	16 22	0.183 0.183	<b>240.2</b>
3	13	Romano FENATI	ITA	Marinelli Snipers Team	KALEX	<b>1'43.116</b>	16 16	0.280 0.097	<b>243.5</b>
4	73	Alex MARQUEZ	SPA	EG 0,0 Marc VDS	KALEX	<b>1'43.186</b>	19 19	0.350 0.070	<b>242.2</b>
5	44	Miguel OLIVEIRA	POR	Red Bull KTM Ajo	KTM	<b>1'43.208</b>	15 20	0.372 0.022	<b>239.8</b>
6	36	Joan MIR	SPA	EG 0,0 Marc VDS	KALEX	<b>1'43.237</b>	16 19	0.401 0.029	<b>241.5</b>
7	27	Iker LECUONA	SPA	Swiss Innovative Investors	KTM	<b>1'43.242</b>	7 22	0.406 0.005	<b>243.1</b>
8	7	Lorenzo BALDASSARRI	ITA	Pons HP40	KALEX	<b>1'43.258</b>	21 21	0.422 0.016	<b>240.3</b>
9	9	Jorge NAVARRO	SPA	Federal Oil Gresini Moto2	KALEX	<b>1'43.279</b>	20 20	0.443 0.021	<b>240.5</b>
10	41	Brad BINDER	RSA	Red Bull KTM Ajo	KTM	<b>1'43.327</b>	19 19	0.491 0.048	<b>240.9</b>
11	54	Mattia PASINI	ITA	Italtrans Racing Team	KALEX	<b>1'43.444</b>	14 18	0.608 0.117	<b>243.9</b>
12	52	Danny KENT	GBR	Beta Tools - Speed Up Racing	SPEED UP	<b>1'43.502</b>	15 15	0.666 0.058	<b>241.0</b>
13	89	Khairul Idham PAWI	MAL	IDEMITSU Honda Team Asia	KALEX	<b>1'43.570</b>	20 21	0.734 0.068	<b>239.2</b>
14	97	Xavi VIERGE	SPA	Dynavolt Intact GP	KALEX	<b>1'43.672</b>	18 18	0.836 0.102	<b>241.3</b>
15	64	Bo BENDSNEYDER	NED	Tech 3 Racing	TECH 3	<b>1'43.693</b>	19 21	0.857 0.021	<b>238.5</b>
16	4	Steven ODENDAAL	RSA	NTS RW Racing GP	NTS	<b>1'43.712</b>	16 18	0.876 0.019	<b>241.7</b>
17	45	Tetsuta NAGASHIMA	JPN	IDEMITSU Honda Team Asia	KALEX	<b>1'43.723</b>	5 21	0.887 0.011	<b>239.4</b>
18	24	Simone CORSI	ITA	Tasca Racing Scuderia Moto2	KALEX	<b>1'43.762</b>	13 20	0.926 0.039	<b>236.8</b>
19	5	Andrea LOCATELLI	ITA	Italtrans Racing Team	KALEX	<b>1'43.846</b>	16 22	1.010 0.084	<b>242.0</b>
20	62	Stefano MANZI	ITA	Forward Racing Team	SUTER	<b>1'43.866</b>	18 19	1.030 0.020	<b>238.3</b>
21	32	Isaac VIÑALES	SPA	SAG Team	KALEX	<b>1'43.871</b>	12 17	1.035 0.005	<b>239.6</b>
22	20	Fabio QUARTARARO	FRA	Beta Tools - Speed Up Racing	SPEED UP	<b>1'43.881</b>	20 20	1.045 0.010	<b>237.7</b>
23	40	Hector BARBERA	SPA	Pons HP40	KALEX	<b>1'44.035</b>	9 20	1.199 0.154	<b>244.3</b>
24	10	Luca MARINI	ITA	SKY Racing Team VR46	KALEX	<b>1'44.083</b>	10 21	1.247 0.048	<b>241.8</b>
25	23	Marcel SCHROTTER	GER	Dynavolt Intact GP	KALEX	<b>1'44.171</b>	13 18	1.335 0.088	<b>240.1</b>
26	51	Eric GRANADO	BRA	Forward Racing Team	SUTER	<b>1'44.414</b>	13 13	1.578 0.243	<b>237.9</b>
27	16	Joe ROBERTS	USA	NTS RW Racing GP	NTS	<b>1'44.767</b>	17 22	1.931 0.353	<b>239.3</b>
28	3	Lukas TULOVIC	GER	Kiefer Racing	KTM	<b>1'44.950</b>	19 19	2.114 0.183	<b>240.8</b>
29	95	Jules DANILO	FRA	Nashi Argan SAG Team	KALEX	<b>1'45.666</b>	18 21	2.830 0.716	<b>239.4</b>
30	18	Xavi CARDELUS	AND	Team Stylobike	KALEX	<b>1'45.896</b>	12 16	3.060 0.230	<b>240.8</b>
31	14	Hector GARZO	SPA	Tech 3 Racing	TECH 3	<b>1'45.990</b>	14 19	3.154 0.094	<b>238.3</b>
32	21	Federico FULIGNI	ITA	Tasca Racing Scuderia Moto2	KALEX	<b>1'46.467</b>	18 18	3.631 0.477	<b>235.8</b>
33	63	Zulfahmi KHAIRUDDIN	MAL	SIC Racing Team	KALEX	<b>1'46.509</b>	16 17	3.673 0.042	<b>237.7</b>

Practice condition: Dry

Air: 19°

Humidity: 77%

Ground: 19°

<b>Fastest Lap:</b>	Lap: 18	<b>Francesco BAGNAIA</b>	<b>1'42.836</b>	154.8 Km/h
<b>Circuit Record Lap:</b>	2017	<b>Franco MORBIDELLI</b>	<b>1'42.596</b>	155.1 Km/h
<b>Circuit Best Lap:</b>	2017	<b>Alex MARQUEZ</b>	<b>1'42.080</b>	155.9 Km/h

The results are provisional until the end of the limit for protest and appeals.

Time limit for protest expires 30' after publication of the results - ..... Time: .....

These data/results cannot be reproduced, stored and/or transmitted in whole or in part by any manner of electronic, mechanical, photocopying, recording, broadcasting or otherwise now known or herein after developed without the previous express consent by the copyright owner, except for reproduction in daily press and regular printed publications on sale to the public within 60 days of the event related to those data/results and always provided that copyright symbol appears together as follows below.

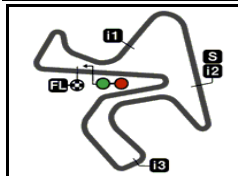
© DORNA, 2018

Official MotoGP Timing by TISSOT  
www.motogp.com

Jerez de la Frontera, Friday, May 04, 2018

moto2™





4423 m.

# GRAN PREMIO RED BULL DE ESPAÑA

## Free Practice Nr. 1

### Top Speed & Average

4



Rider	Nation	Motorcycle	Top 5 speeds					Average	Top
40 Hector BARBERA	SPA	KALEX	244.3	241.5	241.5	239.8	239.0	241.2	244.3
54 Mattia PASINI	ITA	KALEX	243.9	242.4	240.8	239.9	239.6	241.0	243.9
13 Romano FENATI	ITA	KALEX	243.5	241.6	241.3	240.1	240.0	241.3	243.5
27 Iker LECUONA	SPA	KTM	243.1	241.2	241.0	240.3	240.2	241.2	243.1
73 Alex MARQUEZ	SPA	KALEX	242.2	241.9	241.6	241.6	241.4	241.6	242.2
5 Andrea LOCATELLI	ITA	KALEX	242.0	240.7	239.8	239.5	239.5	240.3	242.0
10 Luca MARINI	ITA	KALEX	241.8	240.4	240.0	239.6	239.4	240.2	241.8
4 Steven ODENDAAL	RSA	NTS	241.7	241.3	240.6	240.1	238.9	240.5	241.7
36 Joan MIR	SPA	KALEX	241.5	240.4	239.7	238.9	238.1	239.5	241.5
97 Xavi VIERGE	SPA	KALEX	241.3	240.7	240.4	240.1	240.0	240.5	241.3
52 Danny KENT	GBR	SPEED UP	241.0	240.7	239.5	239.2	238.8	239.8	241.0
41 Brad BINDER	RSA	KTM	240.9	240.5	240.3	239.0	238.9	239.8	240.9
3 Lukas TULOVIC	GER	KTM	240.8	239.5	238.2	238.0	238.0	238.9	240.8
18 Xavi CARDELUS	AND	KALEX	240.8	239.9	239.6	239.5	237.2	239.4	240.8
42 Francesco BAGNAIA	ITA	KALEX	240.6	240.2	240.1	239.7	239.0	239.9	240.6
9 Jorge NAVARRO	SPA	KALEX	240.5	239.4	238.3	238.2	238.0	238.9	240.5
7 Lorenzo BALDASSARRI	ITA	KALEX	240.3	239.2	238.7	238.5	238.3	239.0	240.3
22 Sam LOWES	GBR	KTM	240.2	239.4	239.4	239.0	237.6	239.1	240.2
23 Marcel SCHROTTER	GER	KALEX	240.1	239.9	238.9	238.7	238.7	239.3	240.1
44 Miguel OLIVEIRA	POR	KTM	239.8	239.0	238.9	238.8	238.6	239.0	239.8
32 Isaac VIÑALES	SPA	KALEX	239.6	239.6	238.2	238.1	238.1	238.7	239.6
45 Tetsuta NAGASHIMA	JPN	KALEX	239.4	239.0	239.0	239.0	238.3	238.9	239.4
95 Jules DANILO	FRA	KALEX	239.4	238.8	238.3	238.0	237.8	238.5	239.4
16 Joe ROBERTS	USA	NTS	239.3	238.7	238.4	238.2	237.7	238.5	239.3
89 Khairul Idham PAWI	MAL	KALEX	239.2	237.1	237.0	236.9	236.4	237.3	239.2
64 Bo BENDSNEYDER	NED	TECH 3	238.5	238.5	236.6	236.4	235.8	237.2	238.5
14 Hector GARZO	SPA	TECH 3	238.3	237.7	236.7	236.4	236.2	237.1	238.3
62 Stefano MANZI	ITA	SUTER	238.3	237.9	237.4	237.2	236.9	237.5	238.3
51 Eric GRANADO	BRA	SUTER	237.9	237.9	234.9	234.8	234.7	236.0	237.9
20 Fabio QUARTARARO	FRA	SPEED UP	237.7	236.6	236.6	236.5	236.2	236.7	237.7
63 Zulfahmi KHAIRUDDIN	MAL	KALEX	237.7	237.1	236.6	235.2	235.2	236.4	237.7
24 Simone CORSI	ITA	KALEX	236.8	236.5	235.9	235.7	234.8	235.9	236.8
21 Federico FULIGNI	ITA	KALEX	235.8	235.0	234.7	234.5	234.3	234.9	235.8

These data/results cannot be reproduced, stored and/or transmitted in whole or in part by any manner of electronic, mechanical, photocopying, recording, broadcasting or otherwise now known or herein after developed without the previous express consent by the copyright owner, except for reproduction in daily press and regular printed publications on sale to the public within 60 days of the event related to those data/results and always provided that copyright symbol appears together as follows below.

© DORNA, 2018

Official MotoGP Timing by TISSOT  
www.motogp.com



Jerez de la Frontera, Friday, May 04, 2018



# GRAN PREMIO RED BULL DE ESPAÑA

## Free Practice Nr. 1

### Chronological Analysis of Performances

5

\* Lap / Sector time cancelled      T1 Time from finish line to 1st intermediate      T3 Time from 2nd intermed. to 3rd intermed.  
 P Crossing the finish line in pit lane      T2 Time from 1st intermed. to 2nd intermed.      T4 Time from 3rd intermediate to finish line

Lap	Lap Time	T1	T2	T3	T4	Speed	Lap	Lap Time	T1	T2	T3	T4	Speed
<b>1st 42 Francesco BAGNAI</b> SKY Racing Team VR ITA Runs=3 Total laps=20 Full laps=15							22	1'43.224	25.518	15.393	30.499	31.814	239.0
1	1'59.433	31.764	16.164	32.056	32.666	235.3							
2	1'44.917	25.991	15.675	31.097	32.154	237.8							
3	1'44.720	25.897	15.530	30.882	32.411	236.4							
4	1'44.204	25.790	15.560	30.881	31.973	238.0							
5	1'43.913	25.649	15.534	30.725	32.005	237.7							
6	1'43.711	25.629	15.459	30.644	31.979	236.2							
7	1'44.019	25.676	15.507	30.773	32.063	238.2							
8	1'49.357	28.333	16.365	32.377	32.282	227.1							
9	1'42.037 P	25.654	15.536	31.598	29.249	237.4							
10	1'49.234	29.656	15.707	31.072	32.799	239.0							
11	1'43.832	25.673	15.510	30.775	31.874	238.9							
12	1'43.593	25.656	15.415	30.659	31.863	240.1							
13	1'39.210 P	25.667	15.529	30.739	27.275	238.4							
14	1'54.160	32.670	16.653	32.502	32.335	229.1							
15	1'43.576	25.701	15.508	30.555	31.812	233.8							
16	1'42.919	25.427	15.366	30.353	31.773	239.7							
17	1'43.035	25.366	15.308	30.475	31.886	240.2							
18	1'42.836	25.489	15.356	30.367	31.624	235.6							
19	2'02.943	29.958	25.475	34.944	32.566	178.6							
20	1'42.855	25.408	15.413	30.330	31.704	240.6							
<b>3rd 13 Romano FENATI</b> Marinelli Snipers Tea ITA Runs=4 Total laps=16 Full laps=10							1	2'27.037 P	33.493	16.352	33.030	28.811	233.8
2	1'53.135	33.292	15.720	31.412	32.711	239.2							
3	1'44.495	26.006	15.564	31.048	31.877	238.9							
4	1'44.389	25.897	15.507	30.948	32.037	239.4							
5	1'44.066	25.759	15.480	31.105	31.722	239.6							
6	1'43.883	25.822	15.458	30.811	31.792	240.1							
7	1'49.683	28.925	15.885	32.364	32.509	234.3							
8	1'43.708	25.683	15.430	30.813	31.782	241.3							
9	1'43.857	25.777	15.525	30.777	31.778	240.0							
10	1'49.624 P	29.187	15.892	35.002	29.543	214.7							
11	1'49.295	31.079	15.617	30.846	31.753	237.7							
12	1'43.732	25.828	15.439	30.766	31.699	241.6							
13	1'40.495 P	25.772	15.507	31.397	27.819	231.1							
14	1'49.043	30.119	15.623	31.256	32.045	238.7							
15	1'43.204	25.736	15.367	30.508	31.593	243.5							
16	1'43.116	25.719	15.387	30.526	31.484	238.3							
<b>4th 73 Alex MARQUEZ</b> EG 0,0 Marc VDS SPA Runs=3 Total laps=19 Full laps=14							1	3'00.379	31.956	16.363	32.895	33.779	236.0
2	1'45.799	26.653	15.726	31.304	32.116	239.6							
3	1'44.747	26.007	15.555	31.044	32.141	241.4							
4	1'44.322	25.899	15.471	31.047	31.905	239.7							
5	1'43.760	25.738	15.440	30.840	31.742	241.6							
6	1'43.386	25.630	15.364	30.695	31.697	240.7							
7	1'43.137 P	26.954	15.738	32.188	28.257	236.7							
8	1'53.204	32.737	15.946	31.854	32.667	236.2							
9	1'44.265	25.995	15.541	30.770	31.959	239.5							
10	1'43.811	25.805	15.422	30.755	31.829	238.5							
11	1'44.087	25.943	15.526	30.794	31.824	241.4							
12	1'43.541	25.714	15.497	30.642	31.688	241.6							
13	1'43.530	25.678	15.403	30.696	31.753	241.0							
14	1'43.265	25.601	15.386	30.656	31.622	240.1							
15	1'43.261 P	27.809	15.597	31.855	28.000	241.9							
16	1'52.060	30.561	16.479	32.286	32.734	234.0							
17	1'44.006	25.862	15.476	30.807	31.861	241.4							
18	1'43.600	25.888	15.402	30.604	31.706	242.2							
19	1'43.186	25.503	15.362	30.587	31.734	240.3							
<b>5th 44 Miguel OLIVEIRA</b> Red Bull KTM Ajo POR Runs=2 Total laps=20 Full laps=17							1	3'06.255	31.303	16.396	32.879	33.096	231.4

**Fastest Lap:** Francesco BAGNAI SKY Racing Team VR ITA 1'42.836 25.489 15.356 30.367 31.624

These data/results cannot be reproduced, stored and/or transmitted in whole or in part by any manner of electronic, mechanical, photocopying, recording, broadcasting or otherwise now known or herein after developed without the previous express consent by the copyright owner, except for reproduction in daily press and regular printed publications on sale to the public within 60 days of the event related to those data/results and always provided that copyright symbol appears together as follows below.  
 © DORNA, 2018



# Free Practice Nr. 1

# Moto2

Lap	Lap Time	T1	T2	T3	T4	Speed	Lap	Lap Time	T1	T2	T3	T4	Speed
2	1'45.388	26.283	15.725	31.262	32.118	237.4	13	1'43.886	25.621	15.422	30.866	31.977	243.1
3	1'44.645	26.005	15.561	30.940	32.139	232.5	14	1'43.504	25.555	15.457	30.620	31.872	237.4
4	1'44.261	25.856	15.608	30.760	32.037	238.3	15	1'43.497	25.570	15.447	30.698	31.782	235.6
5	1'44.729	25.842	15.872	30.838	32.177	232.1	16	1'43.425	25.618	15.459	30.608	31.740	239.4
6	1'44.222	25.799	15.529	30.975	31.919	234.7	17	1'43.702	25.660	15.520	30.684	31.838	237.4
7	1'43.924	25.779	15.461	30.923	31.761	239.8	18	1'43.296	25.543	15.492	30.551	31.710	237.9
8	1'44.428	25.851	15.592	30.960	32.025	237.5	19	1'47.146	25.506	15.437	34.148	32.055	240.2
9	1'44.217	25.820	15.594	30.866	31.937	235.9	20	1'43.251	25.616	15.383	30.522	31.730	240.3
10	1'46.771	25.856	16.243	31.943	32.729	235.6	21	1'43.305	25.595	15.433	30.652	31.625	239.6
11	1'44.048	25.804	15.525	30.828	31.891	238.6	22	1'49.944	25.780	15.405	30.677	38.082	241.0
12	1'44.061 P	27.088	15.793	31.752	29.428	235.1	<b>8th 7 Lorenzo BALDASS</b> Pons HP40 ITA						
13	1'54.557	35.060	15.900	31.401	32.196	235.5	Runs=3 Total laps=21 Full laps=14						
14	1'43.582	25.666	15.511	30.591	31.814	236.7	1	2'56.333	32.874	16.855	33.137	34.053	228.7
15	1'43.208	25.568	15.476	30.559	31.605	238.8	2	1'46.709	26.752	15.896	31.404	32.657	234.9
16	1'43.351	25.585	15.476	30.607	31.683	237.5	3	1'45.380	25.971	15.906	31.074	32.429	235.9
17	1'45.888	27.543	15.587	30.750	32.008	238.5	4	1'44.989	26.073	15.621	30.929	32.366	237.5
18	1'43.549	25.637	15.469	30.673	31.770	238.9	5	1'44.694	26.001	15.606	30.721	32.366	236.9
19	1'47.750	28.209	15.952	31.342	32.247	234.5	6	1'44.145	25.782	15.593	30.677	32.093	237.2
20	1'43.631	25.772	15.495	30.624	31.740	239.0	7	1'44.358	25.851	15.528	30.864	32.115	237.6
<b>6th 36 Joan MIR</b> EG 0,0 Marc VDS SPA							8	1'43.806	25.507	15.587	30.584	32.128	237.4
Runs=3 Total laps=19 Full laps=14							9	1'43.910 P	27.202	15.909	31.952	28.847	236.2
1	2'31.850	33.437	16.462	32.413	33.172	237.4	10	1'50.782	30.647	16.053	31.480	32.602	233.2
2	1'46.140	26.286	15.749	31.570	32.535	236.4	11	1'43.950	25.637	15.532	30.625	32.156	236.8
3	1'44.762	26.119	15.515	30.981	32.147	235.9	12	1'43.480	25.520	15.469	30.589	31.902	237.2
4	1'44.343	25.879	15.482	30.761	32.221	241.5	13	1'43.835	25.614	15.533	30.597	32.091	236.5
5	1'44.520	25.757	15.531	31.086	32.146	240.4	14	1'43.607	25.522	15.495	30.588	32.002	238.3
6	1'44.301	25.672	15.493	30.957	32.179	238.9	15	1'42.014 P	25.368	15.453	30.505	30.688	237.8
7	1'44.143	25.676	15.492	30.783	32.192	239.7	16	1'49.006	30.276	15.672	30.911	32.147	236.6
8	1'44.153	25.764	15.579	30.555	32.255	236.0	17	1'43.234 *	25.478	15.411	30.414	31.931*	238.7
9	1'40.119 P	25.726	15.570	30.750	28.073	233.7	18	1'43.286 *	25.416	15.536	30.490	31.844*	238.5
10	1'53.270	34.136	15.613	31.205	32.316	235.6	19	1'43.560	25.556	15.434	30.689	31.881	239.2
11	1'44.405	25.819	15.641	30.808	32.137	236.1	20	1'50.298	30.242	15.543	30.639	33.874	240.3
12	1'44.193	25.733	15.572	30.714	32.174	237.6	21	1'43.258	25.567	15.471	30.424	31.796	237.0
13	1'48.491	29.266	15.643	31.234	32.348	236.4	<b>9th 9 Jorge NAVARRO</b> Federal Oil Gresini M SPA						
14	1'43.008 P	25.731	15.541	33.430	28.306	236.2	Runs=3 Total laps=20 Full laps=15						
15	1'48.121	29.752	15.644	30.635	32.090	233.3	1	2'26.312	33.587	16.799	32.907	33.897	232.0
16	1'43.237	25.615	15.358	30.374	31.890	238.1	2	1'47.041	26.818	15.939	31.604	32.680	235.7
17	1'43.263	25.502	15.403	30.503	31.855	237.6	3	1'45.260	26.215	15.627	31.182	32.236	233.9
18	1'43.351	25.591	15.483	30.397	31.880	238.0	4	1'45.088	26.015	15.579	31.234	32.260	237.7
19	1'43.381	25.495	15.508	30.483	31.895	238.1	5	1'50.632	27.162	15.715	35.531	32.224	236.9
<b>7th 27 Iker LECUONA</b> Swiss Innovative Inve SPA							6	1'44.732	25.977	15.698	31.091	31.966	235.0
Runs=2 Total laps=22 Full laps=19							7	1'44.404	25.930	15.481	31.047	31.946	238.3
1	2'00.456	33.284	16.701	33.024	33.049	235.6	8	1'44.231 P	27.981	15.857	31.681	28.712	236.7
2	1'45.416	26.366	15.665	31.123	32.262	238.5	9	1'50.719	30.710	15.944	31.477	32.588	235.3
3	1'44.846	26.240	15.597	30.919	32.090	238.7	10	1'45.189	26.018	15.731	31.120	32.320	233.9
4	1'44.056	25.789	15.502	30.770	31.995	241.2	11	1'44.367	25.895	15.522	30.937	32.013	236.7
5	1'43.718	25.751	15.480	30.671	31.816	238.8	12	1'44.121	25.827	15.518	30.923	31.853	236.2
6	1'43.491	25.656	15.471	30.612	31.752	239.8	13	1'44.039	25.805	15.470	30.836	31.928	238.2
7	1'43.242	25.580	15.408	30.559	31.695	238.8	14	1'43.929	25.768	15.520	30.737	31.904	239.4
8	1'53.123	26.156	15.549	38.417	33.001	233.2	15	1'45.765 P	29.457	15.886	31.409	29.013	237.2
9	1'43.538	25.671	15.501	30.571	31.795	238.0	16	1'50.649	31.198	15.889	31.368	32.194	235.9
10	1'46.035 P	30.682	15.677	31.092	28.584	238.9	17	1'43.433	25.640	15.461	30.631	31.701	238.0
11	1'50.708	31.039	15.851	31.319	32.499	236.5	18	1'43.481	25.584	15.409	30.808	31.680	240.5
12	1'43.480	25.592	15.414	30.600	31.874	239.4	19	1'43.470	25.730	15.451	30.528	31.761	237.8

**Fastest Lap:** Francesco BAGNAIA SKY Racing Team VR ITA 1'42.836 25.489 15.356 30.367 31.624

These data/results cannot be reproduced, stored and/or transmitted in whole or in part by any manner of electronic, mechanical, photocopying, recording, broadcasting or otherwise now known or herein after developed without the previous express consent by the copyright owner, except for reproduction in daily press and regular printed publications on sale to the public within 60 days of the event related to those data/results and always provided that copyright symbol appears together as follows below.  
© DORNA, 2018

## Free Practice Nr. 1

## Moto2

Lap	Lap Time	T1	T2	T3	T4	Speed	Lap	Lap Time	T1	T2	T3	T4	Speed			
20	1'43.279	25.594	15.501	30.524	31.660	237.6	10	1'43.996	25.758	15.399	30.880	31.959	238.8			
<b>10th</b>	<b>41</b>	<b>Brad BINDER</b>					Red Bull KTM Ajo	RSA	11	1'46.250	P	28.263	16.067	33.429	28.491	218.8
		Runs=2	Total laps=19	Full laps=16				12	2'04.442		30.458	15.762	39.079	39.143	237.8	
1	3'04.551	32.790	16.371	32.659	33.269	234.1	13	1'47.725	26.923	16.099	32.391	32.312	215.5			
2	1'45.771	26.359	15.730	31.419	32.263	238.9	14	1'53.515	25.584	15.706	39.578	32.647	190.7			
3	1'44.608	25.918	15.514	31.095	32.081	237.1	15	1'43.502	25.565	15.349	30.657	31.931	239.2			
4	1'52.689	30.320	15.632	34.191	32.546	237.3		PIT	25.963	15.515	34.265	31.338	241.0			
5	1'44.280	25.924	15.478	30.898	31.980	238.8	<b>13th</b>	<b>89</b>	<b>Khairul Idham PAWI</b>					IDEMITSU Honda Te	MAL	
6	1'43.989	25.795	15.456	30.882	31.856	238.9			Runs=3	Total laps=21	Full laps=16					
7	1'44.616	26.203	15.470	31.008	31.935	239.0	1	2'37.637	34.967	20.240	35.072	34.517	178.9			
8	1'53.223	34.069	15.735	31.307	32.112	236.3	2	1'48.387	27.057	16.087	32.256	32.987	234.7			
9	1'44.343	25.820	15.599	30.960	31.964	236.9	3	1'47.042	26.627	15.813	31.798	32.804	235.0			
10	1'46.530	P	29.596	15.737	31.452	237.5	4	1'45.304	26.082	15.734	31.293	32.195	236.1			
11	1'57.041	37.283	15.949	31.599	32.210	234.8	5	1'45.430	26.151	15.813	31.215	32.251	234.7			
12	1'44.244	25.885	15.542	30.784	32.033	237.6	6	1'44.987	25.922	15.633	31.230	32.202	236.0			
13	1'43.879	25.876	15.461	30.678	31.864	238.8	7	1'45.513	25.819	15.587	30.987	33.120	237.1			
14	1'43.695	25.762	15.403	30.670	31.860	240.3	8	1'58.519	35.214	18.735	31.869	32.701	234.6			
15	1'43.815	25.709	15.403	30.821	31.882	238.8	9	1'44.605	25.809	15.663	31.001	32.132	236.9			
16	1'43.939	25.883	15.458	30.779	31.819	238.3	10	1'45.860	P	26.989	16.247	32.861	29.763	227.3		
17	1'44.149	25.713	15.466	30.804	32.166	240.5	11	2'04.093	36.940	16.208	37.188	33.757	232.8			
18	1'50.335	31.907	15.508	30.842	32.078	240.9	12	1'45.442	26.040	15.664	31.180	32.558	233.1			
19	1'43.327	25.608	15.501	30.538	31.680	237.1	13	1'45.065	26.131	15.666	30.985	32.283	236.4			
<b>11th</b>	<b>54</b>	<b>Mattia PASINI</b>					Italtrans Racing Team	ITA	14	1'44.711	25.811	15.648	31.148	32.104	235.2	
		Runs=3	Total laps=18	Full laps=13				15	1'49.224	P	30.478	16.596	32.680	29.470	232.1	
1	2'50.467	33.949	16.535	33.041	33.000	232.3	16	1'53.495	32.659	16.046	32.265	32.525	233.2			
2	1'45.681	26.254	15.677	31.438	32.312	237.9	17	1'43.958	25.786	15.520	30.715	31.937	236.2			
3	1'44.332	25.850	15.520	31.052	31.910	238.5	18	1'44.843	26.146	15.588	30.955	32.154	239.2			
4	1'43.805	25.665	15.480	30.881	31.779	238.9	19	1'43.864	25.705	15.432	30.791	31.936	233.8			
5	1'43.787	25.583	15.589	30.899	31.716	242.4	20	1'43.570	25.714	15.422	30.670	31.764	237.0			
6	1'43.948	25.600	15.515	30.996	31.837	239.6	21	1'58.062	31.931	18.421	33.223	34.487	170.0			
7	1'47.873	26.776	16.890	31.860	32.347	234.2	<b>14th</b>	<b>97</b>	<b>Xavi VIERGE</b>					Dynavolt Intact GP	SPA	
8	1'43.858	25.655	15.420	30.794	31.989	239.9			Runs=3	Total laps=18	Full laps=12					
9	1'44.034	25.552	15.476	30.852	32.154	233.9	1	2'59.719	33.449	16.595	33.065	33.739	233.1			
10	1'45.731	P	29.657	15.773	31.799	236.2	2	1'46.255	26.670	15.696	31.373	32.516	238.6			
11	1'55.210	31.499	15.824	31.702	36.185	235.4	3	1'44.765	25.981	15.540	31.175	32.069	240.1			
12	1'48.280	25.871	15.545	31.418	35.446	238.5	4	1'44.844	25.884	15.385	31.509	32.066	240.4			
13	1'43.505	25.651	15.453	30.776	31.625	240.8	5	1'44.609	25.970	15.374	30.924	32.341	240.7			
14	1'43.444	25.577	15.368	30.801	31.698	243.9	6	1'44.060	*	25.819	15.400	30.959	31.882	239.3		
15	1'42.160	P	25.775	15.416	31.111	29.858	239.6	7	1'41.399	P	25.784	15.402	31.304	28.909	240.0	
16	1'52.882	29.549	16.725	32.787	33.821	221.5	8	1'52.171	32.357	15.732	31.428	32.654	237.6			
17	1'44.570	25.944	15.637	31.024	31.965	238.9	9	1'44.262	25.892	15.456	30.967	31.947	237.9			
18	1'44.212	25.778	15.582	30.964	31.888	238.2	10	1'44.102	25.781	15.382	31.037	31.902	239.2			
<b>12th</b>	<b>52</b>	<b>Danny KENT</b>					Beta Tools - Speed U	GBR	11	1'44.293	25.778	15.485	30.926	32.104	238.0	
		Runs=3	Total laps=16	Full laps=10				12	1'43.861	25.755	15.460	30.853	31.793	241.3		
1	3'01.697	33.938	16.459	33.042	34.074	234.6	13	1'44.316	P	27.432	15.796	31.865	29.223	235.4		
2	1'46.235	26.499	15.641	31.594	32.501	240.7	14	1'57.715	35.852	16.742	32.345	32.776	230.1			
3	1'45.023	26.231	15.566	31.141	32.085	238.6	15	1'45.220	26.553	15.474	31.094	32.099	238.0			
4	1'44.876	25.946	15.542	31.053	32.335	235.9	16	1'43.946	25.828	15.394	30.904	31.820	239.5			
5	1'53.338	32.798	16.575	31.666	32.299	213.2	17	1'43.755	25.689	15.408	30.879	31.779	239.1			
6	1'44.427	25.898	15.507	30.918	32.104	239.5	18	1'43.672	25.650	15.459	30.837	31.726	239.2			
7	1'46.232	P	27.067	16.265	32.789	30.111	211.2	<b>15th</b>	<b>64</b>	<b>Bo BENDSNEYDER</b>					Tech 3 Racing	NED
8	1'57.829	32.205	17.562	34.019	34.043	231.4			Runs=3	Total laps=21	Full laps=17					
9	1'56.631	25.888	15.534	33.754	41.455	235.8	1	2'33.051	33.307	16.242	32.668	33.310	231.7			

**Fastest Lap:** Francesco BAGNAIA SKY Racing Team VR ITA 1'42.836 25.489 15.356 30.367 31.624

These data/results cannot be reproduced, stored and/or transmitted in whole or in part by any manner of electronic, mechanical, photocopying, recording, broadcasting or otherwise now known or herein after developed without the previous express consent by the copyright owner, except for reproduction in daily press and regular printed publications on sale to the public within 60 days of the event related to those data/results and always provided that copyright symbol appears together as follows below.  
© DORNA, 2018

# Free Practice Nr. 1

# Moto2

Lap	Lap Time	T1	T2	T3	T4	Speed	Lap	Lap Time	T1	T2	T3	T4	Speed
2	1'46.271	26.597	15.539	31.631	32.504	234.9	13	1'47.600	28.755	15.667	30.984	32.194	233.0
3	1'45.533	26.170	15.470	31.528	32.365	232.7	14	1'44.717	26.063	15.595	30.950	32.109	233.7
4	1'45.152	25.996	15.505	31.212	32.439	235.8	15	1'44.468	25.899	15.608	30.825	32.136	236.2
5	1'44.952	26.008	15.514	31.054	32.376	235.5	16	1'44.045	25.691	15.483	31.030	31.841	239.0
6	1'49.167	27.397	16.744	32.718	32.308	179.4	17	1'45.074	25.796	15.492	31.336	32.450	239.4
7	1'44.860	26.057	15.516	31.016	32.271	233.9	18	1'45.482	26.432	15.711	31.123	32.216	235.2
8	1'45.387	26.443	15.727	31.001	32.216	233.6	19	1'46.762	25.852	15.597	31.358	33.955	235.9
9	1'50.140	29.933	15.827	31.195	33.185	229.1	20	1'47.416	27.471	15.976	31.029	32.940	235.0
10	1'45.443	25.894	15.552	31.323	32.674	235.0	21	1'44.997	26.029	15.671	31.034	32.263	235.5
11	1'44.850	26.081	15.608	30.976	32.185	232.2	<b>18th 24 Simone CORSI</b> Tasca Racing Scuderi ITA						
12	1'44.238	25.819	15.522	30.811	32.086	232.6	Runs=2 Total laps=20 Full laps=17						
13	1'44.259	25.742	15.475	30.810	32.232	235.7	1	2'40.165	33.399	16.845	34.293	34.201	220.2
14	1'44.193	25.789	15.436	30.858	32.110	236.4	2	1'48.385	27.392	16.086	32.140	32.767	229.7
15	1'51.362 P	28.645	15.889	35.998	30.830	224.8	3	1'45.827	26.373	15.849	31.228	32.377	231.0
16	1'56.481 P	41.059	16.045	32.287	27.090	230.9	4	1'50.639	30.165	16.919	31.505	32.050	218.3
17	1'50.826	31.108	15.960	30.967	32.791	232.8	5	1'44.346	25.919	15.613	30.832	31.982	235.7
18	1'44.368	26.063	15.467	30.834	32.004	231.4	6	1'44.079	25.758	15.559	30.818	31.944	234.4
19	1'43.693	25.621	15.416	30.699	31.957	238.5	7	1'45.411	26.056	16.121	31.099	32.135	233.1
20	1'44.261	25.828	15.411	30.954	32.068	238.5	8	1'44.317	25.826	15.567	30.852	32.072	235.9
21	1'44.283	25.771	15.436	30.771	32.305	236.6	9	1'44.765	25.817	15.698	30.757	32.493	234.2
<b>16th 4 Steven ODENDAAL</b> NTS RW Racing GP RSA							10	1'44.493	26.035	15.612	30.809	32.037	236.5
Runs=3 Total laps=18 Full laps=12							11	1'45.129	25.948	15.538	31.331	32.312	233.4
1	3'04.801	34.038	16.898	33.557	33.810	229.6	12	1'44.131	25.871	15.639	30.709	31.912	234.0
2	1'46.075	26.542	15.609	31.627	32.297	240.1	13	1'43.762	25.733	15.513	30.639	31.877	234.8
3	1'45.472	26.334	15.540	31.189	32.409	237.7	14	1'45.735 P	27.998	16.023	31.697	30.017	232.5
4	1'45.149	26.052	15.570	31.232	32.295	238.8	15	1'51.289	31.066	15.803	32.179	32.241	233.2
5	1'44.633	25.965	15.537	30.961	32.170	234.4	16	1'44.731	26.142	15.584	30.926	32.079	234.1
6	1'45.329	26.131	15.541	31.080	32.577	238.9	17	1'43.990	25.764	15.601	30.752	31.873	234.7
7	1'40.806 P	25.933	15.564	31.063	28.246	237.7	18	1'44.180	25.846	15.581	30.745	32.008	234.5
8	1'51.276	30.934	15.939	31.891	32.512	232.6	19	1'49.327	25.752	15.606	34.239	33.730	233.9
9	1'44.929	26.045	15.579	31.078	32.227	235.2	20	1'43.990	25.802	15.538	30.696	31.954	236.8
10	1'44.707	25.909	15.559	31.146	32.093	235.7	<b>19th 5 Andrea LOCATELLI</b> Italtrans Racing Team ITA						
11	1'44.525	25.800	15.586	30.891	32.248	236.2	Runs=3 Total laps=22 Full laps=15						
12	1'41.827 P	26.340	15.775	31.242	28.470	236.3	1	2'33.984	33.038	16.568	33.148	33.048	233.2
13	2'00.257	32.345	16.200	33.068	38.644	222.1	2	1'45.904	26.303	15.727	31.585	32.289	237.3
14	1'44.412	26.036	15.386	31.050	31.940	240.6	3	1'46.006	26.119	15.495	31.601	32.791	237.5
15	1'43.875	25.704	15.333	30.861	31.977	241.3	4	1'44.521	25.963	15.480	31.043	32.035	239.0
16	1'43.712	25.687	15.361	30.760	31.904	241.7	5	1'44.613	25.901	15.392	31.059	32.261	239.8
17	1'44.388	25.882	15.541	30.935	32.030	237.6	6	1'44.226	25.938	15.441	30.837	32.010	238.9
18	1'44.282 *	25.77*	15.503	30.898	32.104	237.2	7	1'44.805	25.834	15.461	31.119	32.391	242.0
<b>17th 45 Tetsuta NAGASHIM</b> IDEMITSU Honda Te JPN							8	1'44.035	25.867	15.449	30.896	31.823	238.0
Runs=2 Total laps=21 Full laps=17							9	1'44.279 *	25.843	15.520	30.909	32.007*	239.5
1	2'31.987	33.216	16.630	32.933	33.177	233.6	10	1'44.107	25.845	15.550	30.795	31.917	237.6
2	1'46.074	26.402	15.644	31.557	32.471	238.0	11	1'42.254 P	26.130	15.752	31.410	28.962	234.7
3	1'45.837	26.574	15.831	31.195	32.237	239.0	12	1'52.762 *	31.872	15.805	32.879	32.206*	236.2
4	1'44.419	25.828	15.596	30.903	32.092	236.0	13	1'44.702	26.053	15.524	31.057	32.068	237.7
5	1'43.723	25.801	15.457	30.637	31.828	238.3	14	1'44.722	25.929	15.601	30.852	32.340	238.1
6	1'44.318	25.835	15.603	30.911	31.969	239.0	15	1'44.485	25.785	15.491	30.915	32.294	237.8
7	1'44.246	25.819	15.573	30.811	32.043	236.6	16	1'43.846	25.787	15.465	30.744	31.850	238.3
8	1'44.320 *	25.804	15.526	30.883	32.107*	234.0	17	1'44.020	25.828	15.474	30.855	31.863	237.4
9	1'49.086	25.864	15.737	34.927	32.558	235.2	18	1'42.050 P	25.843	15.454	31.797	28.956	240.7
10	1'42.786 P	26.110	15.847	31.626	29.203	235.0	19	1'51.519	32.308	15.596	31.360	32.255	237.8
11	1'51.502	31.584	16.064	31.516	32.338	231.0	20	1'44.095	25.848	15.399	30.955	31.893	239.1
12	1'44.985	26.012	15.671	31.136	32.166	235.7	21	1'44.110 *	25.821	15.448	30.963	31.878*	239.5

**Fastest Lap:** Francesco BAGNAIA SKY Racing Team VR ITA **1'42.836** 25.489 15.356 30.367 31.624

These data/results cannot be reproduced, stored and/or transmitted in whole or in part by any manner of electronic, mechanical, photocopying, recording, broadcasting or otherwise now known or herein after developed without the previous express consent by the copyright owner, except for reproduction in daily press and regular printed publications on sale to the public within 60 days of the event related to those data/results and always provided that copyright symbol appears together as follows below.  
© DORNA, 2018

## Free Practice Nr. 1

## Moto2

Lap	Lap Time	T1	T2	T3	T4	Speed	Lap	Lap Time	T1	T2	T3	T4	Speed
22	<b>1'44.816</b>	25.863	15.487	31.221	32.245	238.6	11	<b>1'44.498</b>	25.892	15.601	30.980	32.025	235.3
<b>20th 62 Stefano MANZI</b> Forward Racing Team ITA							12	1'44.599 *	25.832	15.599	31.228*	31.940	235.3
Runs=2 Total laps=19 Full laps=16							13	<b>1'44.180</b>	25.821	15.550	30.931	31.878	235.8
1	2'29.561	32.926	17.263	41.117	34.440	200.0	14	<b>1'56.226</b>	28.785	16.138	36.277	35.026	233.3
2	<b>1'46.494</b>	26.479	15.742	31.473	32.800	237.4	15	<b>1'44.253</b>	25.831	15.531	30.952	31.939	<b>237.7</b>
3	<b>1'45.479</b>	26.090	15.738	30.998	32.653	235.4	16	1'42.251 P	27.237	15.647	31.769	27.598	236.5
4	<b>1'44.998</b>	25.856	15.660	31.021	32.461	233.8	17	1'55.012	32.692	16.958	32.538	32.824	206.8
5	<b>1'44.691</b>	25.798	15.700	30.848	32.345	234.8	18	<b>1'43.965</b>	<b>25.816</b>	<b>15.498</b>	30.937	<b>31.714</b>	236.6
6	<b>1'44.361</b>	25.677	15.535	31.043	32.106	236.7	19	<b>1'55.866</b>	34.679	16.646	32.486	32.055	215.6
7	<b>1'44.667</b>	25.784	15.709	30.981	32.193	231.4	20	<b>1'43.881</b>	25.824	15.553	<b>30.784</b>	31.720	233.6
8	<b>1'48.991</b>	30.235	15.714	30.840	32.202	233.4	<b>23rd 40 Hector BARBERA</b> Pons HP40 SPA						
9	<b>1'48.070</b>	28.370	16.078	31.251	32.371	226.2	Runs=3 Total laps=20 Full laps=14						
10	<b>1'44.386</b>	25.752	15.671	30.734	32.229	234.5	1	2'32.349	33.320	16.294	32.565	33.354	239.8
11	1'45.493 P	28.014	16.366	31.801	29.312	220.6	2	<b>1'45.956</b>	26.462	15.616	31.496	32.382	239.0
12	1'56.725	36.653	16.402	31.188	32.482	235.4	3	<b>1'49.001</b>	26.462	15.783	32.370	34.386	241.5
13	<b>1'44.098</b>	25.940	15.538	30.635	<b>31.985</b>	236.9	4	<b>1'45.837</b>	26.698	15.637	31.185	32.317	238.4
14	<b>2'06.221</b>	36.533	17.990	37.214	34.484	214.2	5	<b>1'44.803</b>	26.024	15.597	31.080	32.102	237.5
15	<b>1'44.485</b>	26.291	<b>15.454</b>	<b>30.582</b>	32.158	237.2	6	<b>1'44.677</b>	25.967	15.516	31.095	32.099	237.2
16	<b>1'54.725</b>	26.944	16.925	38.685	32.171	205.7	7	<b>1'57.628</b>	31.746	17.577	35.883	32.422	236.9
17	<b>1'44.083</b>	25.784	15.474	30.732	32.093	237.9	8	<b>1'44.177</b>	25.856	<b>15.433</b>	<b>30.770</b>	32.118	238.9
18	<b>1'43.866</b>	<b>25.613</b>	15.474	30.685	32.094	<b>238.3</b>	9	<b>1'44.035</b>	<b>25.750</b>	15.489	30.863	<b>31.933</b>	238.8
19	<b>1'44.131</b>	25.709	15.547	30.743	32.132	234.0	10	1'46.430 P	26.088	16.314	34.771	29.257	231.4
<b>21st 32 Isaac VIÑALES</b> SAG Team SPA							11	1'54.344	34.060	16.042	31.738	32.504	234.9
Runs=3 Total laps=17 Full laps=12							12	<b>1'44.753</b>	26.161	15.533	30.995	32.064	236.7
1	2'28.704	34.532	17.201	34.635	34.238	231.0	13	<b>1'59.977</b>	25.926	15.630	46.352	32.069	236.1
2	<b>1'48.247</b>	26.956	15.981	32.163	33.147	235.1	14	<b>1'48.897</b>	26.062	15.553	34.395	32.887	235.9
3	<b>1'45.419</b>	26.270	15.673	31.144	32.332	235.9	15	1'43.449 P	26.050	15.518	31.737	30.144	237.7
4	<b>1'45.161</b>	26.024	15.649	31.163	32.325	235.4	16	1'59.068	34.566	16.024	32.459	36.019	235.0
5	<b>1'44.426</b>	25.872	15.494	30.997	32.063	237.0	17	<b>1'44.514</b>	25.962	15.511	30.965	32.076	237.2
6	<b>1'45.454</b>	25.831	15.533	31.233	32.857	239.6	18	<b>1'51.093</b>	28.756	15.971	32.232	34.134	228.5
7	<b>1'44.965</b>	25.909	15.583	31.219	32.254	238.1	19	<b>1'45.118</b>	25.983	15.450	30.997	32.688	241.5
8	1'48.608 P	30.969	15.870	31.897	29.872	234.1	20	1'44.570 *	25.787	15.556	30.998	32.229*	<b>244.3</b>
9	2'09.213	37.227	15.875	35.291	40.820	236.0	<b>24th 10 Luca MARINI</b> SKY Racing Team VR ITA						
10	<b>1'44.497</b>	25.982	15.621	30.797	32.097	236.5	Runs=2 Total laps=21 Full laps=18						
11	<b>1'45.131</b>	<b>25.683</b>	15.479	31.538	32.431	<b>239.6</b>	1	2'01.411	32.127	16.406	32.749	33.153	231.0
12	<b>1'43.871</b>	25.706	<b>15.450</b>	<b>30.656</b>	32.059	238.2	2	<b>1'45.846</b>	26.376	15.737	31.392	32.341	238.0
13	<b>1'43.990</b>	25.729	15.563	30.712	<b>31.986</b>	236.9	3	<b>1'44.935</b>	25.882	15.560	31.306	32.187	238.3
14	1'41.465 P	25.790	15.539	30.702	29.434	238.1	4	<b>1'44.880</b>	25.836	15.584	31.133	32.327	238.9
15	2'01.612	36.418	19.045	33.643	32.506	151.9	5	<b>1'44.522</b>	25.938	15.609	30.998	31.977	238.0
16	<b>1'44.774</b>	25.943	15.630	31.010	32.191	237.3	6	<b>1'44.351</b>	25.751	15.549	31.025	32.026	238.5
17	<b>1'46.012</b>	25.929	15.606	32.348	32.129	237.8	7	<b>1'44.311</b>	25.686	15.593	30.996	32.036	238.8
<b>22nd 20 Fabio QUARTARAR</b> Beta Tools - Speed U FRA							8	<b>1'44.275</b>	25.752	<b>15.518</b>	30.919	32.086	239.1
Runs=3 Total laps=20 Full laps=14							9	<b>1'44.148</b>	25.766	15.566	<b>30.843</b>	31.973	238.6
1	3'01.590	33.065	16.334	32.524	33.238	231.1	10	<b>1'44.083</b>	25.677	15.646	30.860	<b>31.900</b>	240.4
2	<b>1'45.972</b>	26.528	15.670	31.378	32.396	235.2	11	1'50.369 P	30.701	16.710	32.794	30.164	230.2
3	<b>1'44.813</b>	26.184	15.610	31.003	32.016	236.0	12	1'57.740	34.290	16.506	32.632	34.312	233.4
4	<b>1'46.850</b>	26.016	16.387	31.964	32.483	233.9	13	<b>1'45.342</b>	26.165	15.696	31.174	32.307	237.2
5	<b>1'44.791</b>	26.016	15.592	31.173	32.010	236.2	14	<b>1'44.305</b>	25.702	15.624	30.951	32.028	238.4
6	<b>1'44.791</b>	26.000	15.536	31.150	32.105	235.9	15	<b>1'44.202</b>	25.691	15.580	30.905	32.026	239.4
7	<b>1'44.347</b>	25.843	15.575	30.975	31.954	235.8	16	<b>1'44.103</b>	25.703	15.536	30.925	31.939	239.2
8	1'45.281 P	26.570	15.585	<b>33.752</b>	<b>29.374</b>	<b>236.6</b>	17	<b>1'44.233</b>	25.716	15.635	30.903	31.979	237.9
9	1'52.921	32.331	16.064	32.068	32.458	233.3	18	<b>1'44.392</b>	25.734	15.594	31.034	32.030	<b>241.8</b>
10	<b>1'45.009</b>	26.333	15.660	31.074	31.942	234.3	19	<b>1'44.559</b>	<b>25.643</b>	15.549	31.213	32.154	238.0
							20	<b>1'44.489</b>	25.820	15.607	30.964	32.098	240.0

**Fastest Lap:** Francesco BAGNAIA SKY Racing Team VR ITA **1'42.836** 25.489 15.356 30.367 31.624

These data/results cannot be reproduced, stored and/or transmitted in whole or in part by any manner of electronic, mechanical, photocopying, recording, broadcasting or otherwise now known or herein after developed without the previous express consent by the copyright owner, except for reproduction in daily press and regular printed publications on sale to the public within 60 days of the event related to those data/results and always provided that copyright symbol appears together as follows below.  
© DORNA, 2018

## Free Practice Nr. 1

## Moto2

Lap	Lap Time	T1	T2	T3	T4	Speed	Lap	Lap Time	T1	T2	T3	T4	Speed
21	<b>1'44.395</b>	25.796	15.610	30.944	32.045	239.6	15	<b>1'46.644</b>	26.164	15.511	32.648	32.321	235.9
<b>25th 23 Marcel SCHROTTE</b> Dynavolt Intact GP GER							16	<b>1'45.035</b>	26.105	15.539	31.083	32.308	234.4
Runs=3 Total laps=18 Full laps=12							17	<b>1'44.767</b>	25.957	15.504	31.107	32.199	236.5
1	4'39.385	35.208	18.154	35.284	33.826	227.7	18	<b>1'45.236</b>	25.964	15.597	31.465	32.210	237.1
2	<b>1'46.011</b>	26.407	15.695	31.458	32.451	238.7	19	<b>1'45.203</b>	26.182	15.567	31.254	32.200	<b>239.3</b>
3	<b>1'46.046</b>	26.544	15.712	31.419	32.371	238.2	20	<b>1'44.832</b>	<b>25.956</b>	<b>15.448</b>	31.229	32.199	238.7
4	<b>1'44.948</b>	26.131	15.575	31.069	32.173	237.6	21	<b>1'44.988</b>	26.138	15.532	31.155	<b>32.163</b>	238.4
5	<b>1'44.675</b>	26.000	15.568	31.086	32.021	237.1	22	<b>1'44.871</b>	25.983	15.622	31.055	32.211	237.4
6	<b>1'44.481</b>	25.990	15.534	30.978	31.979	238.7	<b>28th 3 Lukas TULOVIC</b> Kiefer Racing GER						
7	<b>1'45.101</b>	25.918	15.643	31.041	32.499	238.6	Runs=2 Total laps=19 Full laps=16						
8	1'45.312 P	26.173	15.629	33.817	29.693	235.1	1	2'05.617	35.277	16.749	34.443	34.329	231.7
9	1'53.033	33.028	15.865	31.650	32.490	235.8	2	<b>1'51.076</b>	27.948	16.297	33.218	33.613	234.9
10	<b>1'44.826</b>	26.032	15.630	31.033	32.131	238.1	3	<b>1'49.851</b>	27.681	16.033	32.746	33.391	235.1
11	<b>1'44.231</b>	25.853	15.555	30.874	31.949	237.8	4	<b>1'48.467</b>	26.989	15.963	32.524	32.991	233.8
12	<b>1'44.205</b>	25.761	15.550	30.807	32.087	238.4	5	<b>1'51.854</b>	30.028	16.244	32.676	32.906	225.9
13	<b>1'44.171</b>	25.871	15.510	30.891	31.899	238.9	6	<b>1'51.500</b>	29.315	15.822	33.108	33.255	236.8
14	1'40.967 P	25.805	15.491	30.899	28.772	238.4	7	<b>1'50.481</b>	29.552	15.860	32.132	32.937	236.4
15	2'25.580	31.938	15.964	1'03.954	33.724	232.5	8	<b>1'47.082</b>	26.500	15.870	31.922	32.790	<b>240.8</b>
16	<b>1'44.416</b>	26.046	15.514	31.034	<b>31.822</b>	239.9	9	<b>1'47.104</b>	26.585	15.864	31.940	32.715	235.5
17	<b>1'47.077</b>	26.018	16.883	32.004	32.172	226.0	10	<b>1'46.788</b>	26.438	15.863	31.819	32.668	236.4
18	1'43.286 *	<b>25.722</b>	<b>15.418</b>	<b>30.478</b>	31.668*	<b>240.1</b>	11	1'47.004 P	26.902	15.922	34.209	29.971	235.3
<b>26th 51 Eric GRANADO</b> Forward Racing Team BRA							12	1'53.931	32.488	16.268	32.162	33.013	237.3
Runs=2 Total laps=14 Full laps=10							13	<b>1'46.845</b>	26.827	15.806	31.621	32.591	236.8
1	2'18.613	37.091	17.652	34.371	34.458	228.6	14	<b>1'45.946</b>	26.118	15.667	31.496	32.665	238.0
2	<b>1'48.624</b>	26.944	16.181	32.222	33.277	232.5	15	<b>1'45.522</b>	26.087	15.685	31.422	32.328	238.0
3	<b>1'50.285</b>	29.972	16.047	31.587	32.679	232.0	16	<b>1'50.364</b>	29.075	15.901	32.815	32.573	235.2
4	<b>1'46.058</b>	26.329	15.861	31.429	32.439	232.5	17	<b>1'46.963</b>	26.720	<b>15.655</b>	31.853	32.735	239.5
5	<b>1'45.714</b>	26.238	15.848	31.171	32.457	233.1	18	<b>1'45.720</b>	26.407	15.669	31.247	32.397	237.4
6	<b>1'45.225</b>	26.029	15.756	31.062	32.378	233.4	19	<b>1'44.950</b>	<b>26.040</b>	15.698	<b>31.091</b>	<b>32.121</b>	238.2
7	<b>1'48.199</b>	27.795	16.326	31.653	32.425	234.5	<b>29th 95 Jules DANILO</b> Nashi Argan SAG Tea FRA						
8	<b>1'45.035</b>	26.048	15.665	31.047	32.275	234.9	Runs=3 Total laps=21 Full laps=15						
9	<b>2'01.662</b>	29.305	15.913	41.038	35.406	233.4	1	2'28.987	33.572	17.011	34.695	34.313	235.6
10	<b>1'45.529</b>	26.353	15.751	31.049	32.376	234.8	2	<b>1'48.703</b>	26.998	16.098	32.324	33.283	238.0
11	1'43.676 P	26.099	15.745	31.155	30.677	234.7	3	<b>1'48.478</b>	26.892	15.854	32.453	33.279	236.6
12	2'00.749	34.345	16.342	31.864	38.198	231.4	4	<b>1'47.320</b>	26.524	15.845	31.867	33.084	237.0
13	<b>1'44.414</b>	25.996	<b>15.511</b>	<b>30.865</b>	<b>32.042</b>	<b>237.9</b>	5	<b>1'46.487</b>	26.388	15.821	31.594	32.684	236.6
PIT <b>25.753</b>							6	<b>1'46.889</b>	26.458	15.872	31.665	32.894	238.8
15.511 1'08.189 31.143 237.9							7	<b>1'46.769</b>	26.314	15.905	31.726	32.824	236.1
<b>27th 16 Joe ROBERTS</b> NTS RW Racing GP USA							8	<b>1'50.716</b>	30.025	16.049	31.718	32.924	234.8
Runs=2 Total laps=22 Full laps=19							9	<b>1'46.547</b>	26.416	15.885	31.537	32.709	236.6
1	2'41.435	34.137	16.960	34.388	34.332	230.3	10	<b>1'46.383</b>	26.400	15.767	31.565	32.651	237.6
2	<b>1'48.431</b>	27.167	16.133	32.110	33.021	233.1	11	<b>1'46.078</b>	26.235	15.785	31.464	32.594	236.7
3	<b>1'46.854</b>	26.500	15.783	31.723	32.848	236.2	12	1'46.576 P	28.530	16.379	32.043	29.624	230.4
4	<b>1'46.248</b>	26.415	15.760	31.518	32.555	234.9	13	1'56.081	34.624	16.341	32.041	33.075	233.3
5	<b>1'47.133</b>	26.139	15.748	31.823	33.423	236.6	14	1'47.645 P	28.912	16.446	31.946	30.341	234.1
6	<b>1'45.878</b>	26.085	15.624	31.518	32.651	237.5	15	1'52.751	31.170	16.312	31.809	33.460	235.6
7	<b>1'46.731</b>	26.134	15.698	32.282	32.617	237.7	16	1'46.486 *	26.382	15.808	31.507	32.789*	235.8
8	<b>1'45.461</b>	26.276	15.670	31.207	32.308	234.0	17	<b>1'47.297</b>	26.691	15.754	31.783	33.069	237.3
9	<b>1'45.411</b>	26.169	15.684	31.212	32.346	236.5	18	<b>1'45.666</b>	26.201	<b>15.678</b>	<b>31.267</b>	32.520	236.9
10	1'44.134 P	26.097	15.584	32.502	29.951	238.2	19	<b>1'45.969</b>	26.301	15.718	31.337	32.613	<b>239.4</b>
11	1'56.366	36.197	15.850	31.600	32.719	234.0	20	<b>1'45.843</b>	26.264	15.718	31.419	<b>32.442</b>	237.8
12	<b>1'46.862</b>	26.106	15.730	32.504	32.522	236.4	21	<b>1'45.845</b>	<b>26.149</b>	15.736	31.407	32.553	238.3
13	<b>1'45.227</b>	26.077	15.647	31.223	32.280	233.9							
14	<b>1'44.945</b>	25.980	15.656	<b>31.038</b>	32.271	236.5							

**Fastest Lap:** Francesco BAGNAIA SKY Racing Team VR ITA **1'42.836** 25.489 15.356 30.367 31.624

These data/results cannot be reproduced, stored and/or transmitted in whole or in part by any manner of electronic, mechanical, photocopying, recording, broadcasting or otherwise now known or herein after developed without the previous express consent by the copyright owner, except for reproduction in daily press and regular printed publications on sale to the public within 60 days of the event related to those data/results and always provided that copyright symbol appears together as follows below.  
© DORNA, 2018



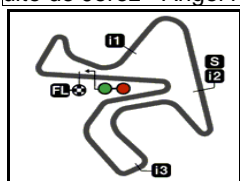
## Free Practice Nr. 1

Moto2

Lap	Lap Time	T1	T2	T3	T4	Speed	Lap	Lap Time	T1	T2	T3	T4	Speed	
<b>30th</b>	<b>18</b>	<b>Xavi CARDELUS</b>				Team Stylobike	AND	14	1'55.265	32.947	16.466	32.378	33.474	230.8
		Runs=3	Total laps=16	Full laps=13			15	<b>1'47.643</b>	26.488	16.073	31.661	33.421	232.0	
1	3'06.461 P	34.247	17.369	37.423	1'23.278	188.2	16	<b>1'46.838</b>	26.416	15.913	31.432	33.077	233.4	
2	2'00.094 P	35.550	18.180	35.070	31.294	193.0	17	<b>1'46.586</b>	26.232	<b>15.899</b>	31.527	32.928	234.2	
3	1'54.330	32.842	16.105	32.137	33.246	234.7	18	<b>1'46.467</b>	<b>26.196</b>	16.038	<b>31.417</b>	<b>32.816</b>	233.0	
4	<b>1'47.224</b>	26.963	15.859	31.738	32.664	235.3	<b>33rd</b> <b>63</b> <b>Zulfahmi KHAIRUD</b> SIC Racing Team MAL							
5	<b>1'46.788</b>	26.462	15.770	31.882	32.674	235.8	Runs=3	Total laps=17	Full laps=12					
6	<b>1'48.149</b>	27.820	15.795	31.801	32.733	234.7	1	3'40.457	33.976	17.090	34.415	33.921	228.9	
7	<b>1'46.549</b>	26.516	15.795	31.498	32.740	236.9	2	<b>1'48.855</b>	27.231	16.244	32.120	33.260	232.0	
8	<b>1'46.795</b>	26.564	15.802	31.686	32.743	235.3	3	<b>1'48.018</b>	26.570	16.004	32.123	33.321	233.4	
9	<b>1'46.660</b>	26.339	15.717	31.684	32.920	239.9	4	<b>1'47.368</b>	26.617	15.927	31.811	33.013	233.9	
10	<b>1'46.057</b>	26.309	15.732	<b>31.381</b>	32.635	234.9	5	<b>1'47.718</b>	26.644	15.986	31.914	33.174	232.8	
11	<b>1'48.807</b>	26.291	15.750	31.583	35.183	236.9	6	<b>1'47.306</b>	26.500	15.994	31.722	33.090	234.0	
12	<b>1'45.896</b>	26.256	15.655	31.404	32.581	<b>240.8</b>	7	<b>1'47.621</b>	26.646	15.992	31.832	33.151	227.3	
13	<b>1'46.226</b>	26.379	<b>15.622</b>	31.715	<b>32.510</b>	239.5	8	1'45.028 P	26.768	16.123	32.190	29.947	233.1	
14	<b>1'48.411</b>	27.645	15.752	31.926	33.088	239.6	9	1'54.641	33.022	16.227	32.150	33.242	234.1	
15	<b>1'46.296</b>	26.284	15.757	31.665	32.590	237.2	10	<b>1'47.006</b>	26.547	15.858	31.699	32.902	<b>237.7</b>	
16	<b>1'46.665</b>	<b>26.205</b>	15.719	31.805	32.936	236.0	11	<b>1'49.027</b>	26.409	15.910	33.660	33.048	236.6	
<b>31st</b> <b>14</b> <b>Hector GARZO</b> Tech 3 Racing SPA							12	<b>1'47.738</b>	26.575	15.853	32.127	33.183	237.1	
		Runs=3	Total laps=19	Full laps=14			13	1'48.203 P	30.000	16.210	32.749	29.244	231.9	
1	2'44.880	35.540	17.386	35.125	34.947	219.3	14	2'02.550	34.593	16.907	36.640	34.410	231.0	
2	<b>1'51.013</b>	27.991	16.338	32.995	33.689	233.2	15	<b>1'47.218</b>	26.944	15.909	31.623	<b>32.742</b>	230.1	
3	<b>1'49.201</b>	27.621	15.913	32.470	33.197	234.4	16	<b>1'46.509</b>	26.441	<b>15.809</b>	<b>31.492</b>	32.767	235.2	
4	<b>1'48.165</b>	26.839	16.175	32.207	32.944	235.4	17	<b>1'46.620</b>	<b>26.180</b>	15.988	31.555	32.897	235.2	
5	<b>1'47.151</b>	26.638	15.799	32.011	32.703	235.7								
6	<b>1'50.354</b>	27.796	15.969	33.772	32.817	234.1								
7	<b>1'47.105</b>	26.562	15.886	31.866	32.791	237.7								
8	<b>1'47.097</b>	26.444	15.895	31.971	32.787	234.4								
9	1'44.396 P	27.158	16.038	32.451	28.749	232.9								
10	1'56.432	33.058	16.786	33.813	32.775	230.4								
11	1'42.161 P	26.495	15.782	32.085	27.799	234.5								
12	1'52.812	31.753	16.014	31.768	33.277	234.0								
13	<b>1'47.919</b>	27.601	15.737	31.739	32.842	<b>238.3</b>								
14	<b>1'45.990</b>	<b>26.190</b>	15.721	31.615	<b>32.464</b>	233.0								
15	<b>1'46.147</b>	26.301	<b>15.693</b>	<b>31.592</b>	32.561	231.4								
16	<b>1'47.089</b>	27.106	15.767	31.606	32.610	236.2								
17	<b>1'46.374</b>	26.377	15.722	31.677	32.598	236.4								
18	<b>1'53.502</b>	30.325	17.161	33.402	32.614	225.2								
19	<b>1'47.234</b>	26.763	15.739	31.861	32.871	236.7								
<b>32nd</b> <b>21</b> <b>Federico FULIGNI</b> Tasca Racing Scuderi ITA														
		Runs=3	Total laps=18	Full laps=13										
1	2'45.502	33.850	17.220	34.865	35.228	227.2								
2	<b>1'51.061</b>	27.721	16.466	33.039	33.835	229.4								
3	<b>1'49.764</b>	27.144	16.209	32.352	34.059	234.5								
4	<b>1'51.472</b>	28.684	16.327	32.801	33.660	234.0								
5	<b>1'48.072</b>	26.655	16.132	32.038	33.247	232.7								
6	<b>1'47.583</b>	26.731	15.923	31.731	33.198	<b>235.8</b>								
7	1'42.861 P	26.439	16.025	31.612	28.785	234.1								
8	1'56.386	33.806	16.357	32.530	33.693	232.1								
9	<b>1'48.387</b>	26.930	16.102	31.946	33.409	232.4								
10	<b>1'47.432</b>	26.724	15.947	31.690	33.071	234.7								
11	<b>1'51.503</b>	27.021	16.085	33.616	34.781	235.0								
12	<b>1'47.068</b>	26.525	15.937	31.651	32.955	234.3								
13	1'46.959 P	26.892	16.071	34.339	29.657	232.6								

**Fastest Lap:** Francesco BAGNAIA SKY Racing Team VR ITA **1'42.836** 25.489 15.356 30.367 31.624

These data/results cannot be reproduced, stored and/or transmitted in whole or in part by any manner of electronic, mechanical, photocopying, recording, broadcasting or otherwise now known or herein after developed without the previous express consent by the copyright owner, except for reproduction in daily press and regular printed publications on sale to the public within 60 days of the event related to those data/results and always provided that copyright symbol appears together as follows below.  
© DORNA, 2018



4423 m.

# GRAN PREMIO RED BULL DE ESPAÑA

## Free Practice Nr. 1

### Best Partial Times

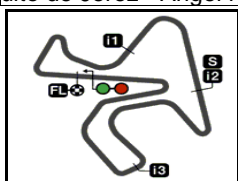
*IT* Ideal Lap Time, sum of the best partial times

*BT* Best Lap Time

T1		T2		T3		T4				IT		BT	
Pos	Rider	Time	Rider	Time	Rider	Time	Rider	Time	Pos	Rider	IT	BT	
1	F.BAGNAIA	25.366	F.BAGNAIA	15.308	F.BAGNAIA	30.330	R.FENATI	31.484	1	F.BAGNAIA	1'42.628	1'42.836	(1)
2	L.BALDASSARRI	<b>25.368</b>	S.LOWES	<b>15.314</b>	J.MIR	<b>30.374</b>	S.LOWES	<b>31.587</b>	2	S.LOWES	1'42.811	1'43.019	(2)
3	J.MIR	25.495	S.ODENDAAL	15.333	S.LOWES	30.392	M.OLIVEIRA	31.605	3	L.BALDASSAR	1'42.989	1'43.258	(8)
4	A.MARQUEZ	<b>25.503</b>	D.KENT	<b>15.349</b>	L.BALDASSARRI	<b>30.414</b>	A.MARQUEZ	<b>31.622</b>	4	I.LECUONA	1'43.036	1'43.242	(7)
5	I.LECUONA	25.506	J.MIR	15.358	M.SCHROTTER	30.478	F.BAGNAIA	31.624	5	R.FENATI	1'43.042	1'43.116	(3)
6	S.LOWES	<b>25.518</b>	A.MARQUEZ	<b>15.362</b>	R.FENATI	<b>30.508</b>	I.LECUONA	<b>31.625</b>	6	A.MARQUEZ	1'43.074	1'43.186	(4)
7	M.PASINI	25.552	R.FENATI	15.367	I.LECUONA	30.522	M.PASINI	31.625	7	J.MIR	1'43.082	1'43.237	(6)
8	D.KENT	<b>25.565</b>	M.PASINI	<b>15.368</b>	J.NAVARRO	<b>30.524</b>	J.NAVARRO	<b>31.660</b>	8	J.NAVARRO	1'43.177	1'43.279	(9)
9	M.OLIVEIRA	25.568	X.VIERGE	15.374	B.BINDER	30.538	B.BINDER	31.680	9	M.OLIVEIRA	1'43.193	1'43.208	(5)
10	J.NAVARRO	<b>25.584</b>	I.LECUONA	<b>15.383</b>	M.OLIVEIRA	<b>30.559</b>	F.QUARTARARO	<b>31.714</b>	10	B.BINDER	1'43.229	1'43.327	(10)
11	B.BINDER	25.608	A.LOCATELLI	15.392	S.MANZI	30.582	X.VIERGE	31.726	11	M.PASINI	1'43.321	1'43.444	(11)
12	S.MANZI	<b>25.613</b>	B.BINDER	<b>15.403</b>	A.MARQUEZ	<b>30.587</b>	K.PAWI	<b>31.764</b>	12	M.SCHROTTE	1'43.440	1'44.171	(25)
13	B.BENDSNEYDE	25.621	J.NAVARRO	15.409	T.NAGASHIMA	30.637	L.BALDASSARRI	31.796	13	D.KENT	1'43.502	1'43.502	(12)
14	L.MARINI	<b>25.643</b>	L.BALDASSARRI	<b>15.411</b>	S.CORSI	<b>30.639</b>	M.SCHROTTER	<b>31.822</b>	14	K.PAWI	1'43.561	1'43.570	(13)
15	X.VIERGE	25.650	B.BENDSNEYDE	15.411	I.VIÑALES	30.656	A.LOCATELLI	31.823	15	X.VIERGE	1'43.587	1'43.672	(14)
16	R.FENATI	<b>25.683</b>	M.SCHROTTER	<b>15.418</b>	D.KENT	<b>30.657</b>	T.NAGASHIMA	<b>31.828</b>	16	T.NAGASHIMA	1'43.613	1'43.723	(17)
17	I.VIÑALES	25.683	K.PAWI	15.422	K.PAWI	30.670	J.MIR	31.855	17	S.MANZI	1'43.634	1'43.866	(20)
18	S.ODENDAAL	<b>25.687</b>	H.BARBERA	<b>15.433</b>	B.BENDSNEYDE	<b>30.699</b>	S.CORSI	<b>31.873</b>	18	S.ODENDAAL	1'43.684	1'43.712	(16)
19	T.NAGASHIMA	25.691	J.ROBERTS	15.448	A.LOCATELLI	30.744	L.MARINI	31.900	19	B.BENDSNEY	1'43.688	1'43.693	(15)
20	K.PAWI	<b>25.705</b>	I.VIÑALES	<b>15.450</b>	S.ODENDAAL	<b>30.760</b>	S.ODENDAAL	<b>31.904</b>	20	A.LOCATELLI	1'43.744	1'43.846	(19)
21	M.SCHROTTER	25.722	S.MANZI	15.454	H.BARBERA	30.770	D.KENT	31.931	21	S.CORSI	1'43.758	1'43.762	(18)
22	S.CORSI	<b>25.733</b>	T.NAGASHIMA	<b>15.457</b>	M.PASINI	<b>30.776</b>	H.BARBERA	<b>31.933</b>	22	I.VIÑALES	1'43.775	1'43.871	(21)
23	H.BARBERA	25.750	M.OLIVEIRA	15.461	F.QUARTARARO	30.784	B.BENDSNEYDE	31.957	23	F.QUARTARAR	1'43.812	1'43.881	(22)
24	E.GRANADO	<b>25.753</b>	F.QUARTARARO	<b>15.498</b>	X.VIERGE	<b>30.837</b>	S.MANZI	<b>31.985</b>	24	H.BARBERA	1'43.886	1'44.035	(23)

These data/results cannot be reproduced, stored and/or transmitted in whole or in part by any manner of electronic, mechanical, photocopying, recording, broadcasting or otherwise now known or herein after developed without the previous express consent by the copyright owner, except for reproduction in daily press and regular printed publications on sale to the public within 60 days of the event related to those data/results and always provided that copyright symbol appears together as follows below.  
© DORNA, 2018





4423 m.

GRAN PREMIO RED BULL DE ESPAÑA

Free Practice Nr. 1

Best Partial Times

IT Ideal Lap Time, sum of the best partial times

BT Best Lap Time

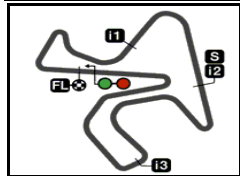
T1			T2			T3			T4				
Pos	Rider	Time	Rider	Time	Rider	Time	Rider	Time	Pos	Rider	IT	BT	
25	A.LOCATELLI	25.785	E.GRANADO	15.511	L.MARINI	30.843	I.VIÑALES	31.986	25	L.MARINI	1'43.904	1'44.083 (24)	
26	F.QUARTARARO	25.816	S.CORSI	15.513	E.GRANADO	30.865	E.GRANADO	32.042	26	E.GRANADO	1'44.171	1'44.414 (26)	
27	J.ROBERTS	25.956	L.MARINI	15.518	J.ROBERTS	31.038	L.TULOVIC	32.121	27	J.ROBERTS	1'44.605	1'44.767 (27)	
28	L.TULOVIC	26.040	X.CARDELUS	15.622	L.TULOVIC	31.091	J.ROBERTS	32.163	28	L.TULOVIC	1'44.907	1'44.950 (28)	
29	J.DANILO	26.149	L.TULOVIC	15.655	J.DANILO	31.267	J.DANILO	32.442	29	J.DANILO	1'45.536	1'45.666 (29)	
30	Z.KHAIRUDDIN	26.180	J.DANILO	15.678	X.CARDELUS	31.381	H.GARZO	32.464	30	X.CARDELUS	1'45.718	1'45.896 (30)	
31	H.GARZO	26.190	H.GARZO	15.693	F.FULIGNI	31.417	X.CARDELUS	32.510	31	H.GARZO	1'45.939	1'45.990 (31)	
32	F.FULIGNI	26.196	Z.KHAIRUDDIN	15.809	Z.KHAIRUDDIN	31.492	Z.KHAIRUDDIN	32.742	32	Z.KHAIRUDDIN	1'46.223	1'46.509 (33)	
33	X.CARDELUS	26.205	F.FULIGNI	15.899	H.GARZO	31.592	F.FULIGNI	32.816	33	F.FULIGNI	1'46.328	1'46.467 (32)	

These data/results cannot be reproduced, stored and/or transmitted in whole or in part by any manner of electronic, mechanical, photocopying, recording, broadcasting or otherwise now known or herein after developed without the previous express consent by the copyright owner, except for reproduction in daily press and regular printed publications on sale to the public within 60 days of the event related to those data/results and always provided that copyright symbol appears together as follows below.

© DORNA, 2018

Official MotoGP Timing by   
www.motogp.com






4423 m.

## GRAN PREMIO RED BULL DE ESPAÑA

## Free Practice Nr. 1

## Fastest Laps Sequence

<i>Practice Time</i>	 <i>Rider</i>	<i>Nation</i>	<i>Motorcycle</i>	<i>Time</i>	<i>Km/h</i>	<i>Rider's Lap</i>
3'44.350	42 Francesco BAGNAIA	ITA	KALEX	1'44.917	151.7	2
5'29.070	42 Francesco BAGNAIA	ITA	KALEX	1'44.720	152.0	3
6'20.480	54 Mattia PASINI	ITA	KALEX	1'44.332	152.6	3
7'13.274	42 Francesco BAGNAIA	ITA	KALEX	1'44.204	152.8	4
7'14.774	27 Iker LECUONA	SPA	KTM	1'44.056	153.0	4
8'04.285	54 Mattia PASINI	ITA	KALEX	1'43.805	153.3	4
8'58.492	27 Iker LECUONA	SPA	KTM	1'43.718	153.5	5
10'40.898	42 Francesco BAGNAIA	ITA	KALEX	1'43.711	153.5	6
10'41.983	27 Iker LECUONA	SPA	KTM	1'43.491	153.8	6
11'42.393	73 Alex MARQUEZ	SPA	KALEX	1'43.386	154.0	6
12'25.225	27 Iker LECUONA	SPA	KTM	1'43.242	154.2	7
29'36.137	22 Sam LOWES	GBR	KTM	1'43.019	154.5	16
37'59.282	42 Francesco BAGNAIA	ITA	KALEX	1'42.919	154.7	16
41'25.153	42 Francesco BAGNAIA	ITA	KALEX	1'42.836	154.8	18

These data/results cannot be reproduced, stored and/or transmitted in whole or in part by any manner of electronic, mechanical, photocopying, recording, broadcasting or otherwise now known or herein after developed without the previous express consent by the copyright owner, except for reproduction in daily press and regular printed publications on sale to the public within 60 days of the event related to those data/results and always provided that copyright symbol appears together as follows below.

© DORNA, 2018

Official MotoGP Timing by TISSOT  
www.motogp.com

Jerez de la Frontera, Friday, May 04, 2018

