

4542 m.

MOTUL TT ASSEN

Free Practice Nr. 3

Classification

10

	Rider	Nation	Team	Motorcycle	Time	Lap Total	Gap	Top Speed
1	42 Francesco BAGNAIA	ITA	SKY Racing Team VR46	KALEX	1'37.930	17 20		256.2
2	13 Romano FENATI	ITA	Marinelli Snipers Team	KALEX	1'38.005	4 18	0.075 0.075	257.5
3	9 Jorge NAVARRO	SPA	Federal Oil Gresini Moto2	KALEX	1'38.287	19 21	0.357 0.282	255.9
4	22 Sam LOWES	GBR	Swiss Innovative Investors	KTM	1'38.312	23 23	0.382 0.025	252.7
5	54 Mattia PASINI	ITA	Italtrans Racing Team	KALEX	1'38.319	15 16	0.389 0.007	256.2
6	73 Alex MARQUEZ	SPA	EG 0,0 Marc VDS	KALEX	1'38.320	22 22	0.390 0.001	255.0
7	23 Marcel SCHROTTER	GER	Dynavolt Intact GP	KALEX	1'38.332	12 20	0.402 0.012	256.1
8	7 Lorenzo BALDASSARRI	ITA	Pons HP40	KALEX	1'38.378	21 22	0.448 0.046	254.7
9	5 Andrea LOCATELLI	ITA	Italtrans Racing Team	KALEX	1'38.396	22 22	0.466 0.018	253.9
10	20 Fabio QUARTARARO	FRA	Lightech - Speed Up Racing	SPEED UP	1'38.400	20 21	0.470 0.004	254.6
11	24 Simone CORSI	ITA	Tasca Racing Scuderia Moto2	KALEX	1'38.486	14 15	0.556 0.086	255.7
12	52 Danny KENT	GBR	Lightech - Speed Up Racing	SPEED UP	1'38.607	16 20	0.677 0.121	255.9
13	97 Xavi VIERGE	SPA	Dynavolt Intact GP	KALEX	1'38.642	11 22	0.712 0.035	258.0
14	36 Joan MIR	SPA	EG 0,0 Marc VDS	KALEX	1'38.655	4 21	0.725 0.013	256.8
15	89 Khairul Idham PAWI	MAL	IDEMITSU Honda Team Asia	KALEX	1'38.668	13 20	0.738 0.013	254.3
16	10 Luca MARINI	ITA	SKY Racing Team VR46	KALEX	1'38.677	12 20	0.747 0.009	256.3
17	32 Isaac VIÑALES	SPA	SAG Team	KALEX	1'38.765	14 17	0.835 0.088	255.9
18	77 Dominique AEGERTER	SWI	Kiefer Racing	KTM	1'38.768	6 19	0.838 0.003	254.6
19	44 Miguel OLIVEIRA	POR	Red Bull KTM Ajo	KTM	1'38.770	19 22	0.840 0.002	256.5
20	27 Iker LECUONA	SPA	Swiss Innovative Investors	KTM	1'38.795	21 22	0.865 0.025	254.7
21	41 Brad BINDER	RSA	Red Bull KTM Ajo	KTM	1'39.013	7 21	1.083 0.218	258.9
22	40 Augusto FERNANDEZ	SPA	Pons HP40	KALEX	1'39.017	19 23	1.087 0.004	254.3
23	87 Remy GARDNER	AUS	Tech 3 Racing	TECH 3	1'39.025	6 19	1.095 0.008	253.9
24	64 Bo BENDSNEYDER	NED	Tech 3 Racing	TECH 3	1'39.029	19 20	1.099 0.004	254.8
25	4 Steven ODENDAAL	RSA	NTS RW Racing GP	NTS	1'39.064	6 18	1.134 0.035	253.8
26	66 Niki TUULI	FIN	SIC Racing Team	KALEX	1'39.116	6 18	1.186 0.052	257.5
27	16 Joe ROBERTS	USA	NTS RW Racing GP	NTS	1'39.912	9 9	1.982 0.796	253.2
28	62 Stefano MANZI	ITA	Forward Racing Team	SUTER	1'39.976	5 14	2.046 0.064	249.8
29	95 Jules DANILO	FRA	Nashi Argan SAG Team	KALEX	1'40.759	6 22	2.829 0.783	254.2
30	51 Eric GRANADO	BRA	Forward Racing Team	SUTER	1'41.105	3 3	3.175 0.346	248.9
31	18 Xavi CARDELUS	AND	Team Stylobike	KALEX	1'41.231	21 22	3.301 0.126	255.3
32	21 Federico FULIGNI	ITA	Tasca Racing Scuderia Moto2	KALEX	1'41.936	17 19	4.006 0.705	250.5
Not classified								
	45 Tetsuta NAGASHIMA	JPN	IDEMITSU Honda Team Asia	KALEX				

Practice condition: Dry

Air: 22°

Humidity: 39%

Ground: 33°

Fastest Lap:	Lap: 17	Francesco BAGNAIA	1'37.930	166.9 Km/h
Circuit Record Lap:	2015	Tito RABAT	1'37.449	167.7 Km/h
Circuit Best Lap:	2015	Johann ZARCO	1'36.346	169.7 Km/h

The results are provisional until the end of the limit for protest and appeals.

Time limit for protest expires 30' after publication of the results - Time:

These data/results cannot be reproduced, stored and/or transmitted in whole or in part by any manner of electronic, mechanical, photocopying, recording, broadcasting or otherwise now known or herein after developed without the previous express consent by the copyright owner, except for reproduction in daily press and regular printed publications on sale to the public within 60 days of the event related to those data/results and always provided that copyright symbol appears together as follows below.

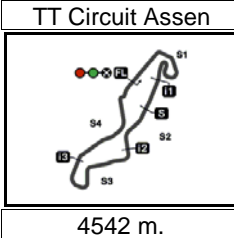
© DORNA, 2018

Official MotoGP Timing by TISSOT
www.motogp.com

Assen, Saturday, June 30, 2018

moto2™






MOTUL TT ASSEN

Free Practice Nr. 3

Combined Free Practice Times

11

		Rider	Nation	Team	MOTORCYCLE	FP1	FP2	FP3	Gap
1	42	F.BAGNAIA	ITA	SKY Racing Team VR46	KALEX	1'38.219 20	1'38.091 9	1'37.930 17	
2	13	R.FENATI	ITA	Marinelli Snipers Team	KALEX	1'38.988 17	1'38.565 6	1'38.005 4	0.075 0.075
3	36	J.MIR	SPA	EG 0,0 Marc VDS	KALEX	1'38.804 18	1'38.191 5	1'38.655 4	0.261 0.186
4	10	L.MARINI	ITA	SKY Racing Team VR46	KALEX	1'39.012 22	1'38.246 10	1'38.677 12	0.316 0.055
5	20	F.QUARTARARO	FRA	Lightech - Speed Up Racing	SPEED UP	1'38.531 11	1'38.256 5	1'38.400 20	0.326 0.010
6	9	J.NAVARRO	SPA	Federal Oil Gresini Moto2	KALEX	1'38.841 21	1'38.903 20	1'38.287 19	0.357 0.031
7	22	S.LOWES	GBR	Swiss Innovative Investors	KTM	1'38.885 18	1'38.612 20	1'38.312 23	0.382 0.025
8	54	M.PASINI	ITA	Italtrans Racing Team	KALEX	1'38.750 13	1'38.386 10	1'38.319 15	0.389 0.007
9	73	A.MARQUEZ	SPA	EG 0,0 Marc VDS	KALEX	1'38.625 6	1'38.525 5	1'38.320 22	0.390 0.001
10	23	M.SCHROTTER	GER	Dynavolt Intact GP	KALEX	1'38.776 9	1'38.526 3	1'38.332 12	0.402 0.012
11	7	L.BALDASSARRI	ITA	Pons HP40	KALEX	1'38.598 23	1'38.371 24	1'38.378 21	0.441 0.039
12	5	A.LOCATELLI	ITA	Italtrans Racing Team	KALEX	1'38.413 21	1'38.637 7	1'38.396 22	0.466 0.025
13	24	S.CORSI	ITA	Tasca Racing Scuderia Moto2	KALEX	1'39.205 9	1'38.933 5	1'38.486 14	0.556 0.090
14	41	B.BINDER	RSA	Red Bull KTM Ajo	KTM	1'38.571 22	1'38.893 3	1'39.013 7	0.641 0.085
15	44	M.OLIVEIRA	POR	Red Bull KTM Ajo	KTM	1'38.920 9	1'38.579 8	1'38.770 19	0.649 0.008
16	52	D.KENT	GBR	Lightech - Speed Up Racing	SPEED UP	1'38.680 18	1'38.749 15	1'38.607 16	0.677 0.028
17	97	X.VIERGE	SPA	Dynavolt Intact GP	KALEX	1'38.975 7	1'38.801 11	1'38.642 11	0.712 0.035
18	89	K.PAWI	MAL	IDEMITSU Honda Team Asia	KALEX	1'39.328 17	1'38.887 17	1'38.668 13	0.738 0.026
19	32	I.VIÑALES	SPA	SAG Team	KALEX	1'39.356 18	1'39.057 4	1'38.765 14	0.835 0.097
20	77	D.AEGERTER	SWI	Kiefer Racing	KTM	1'39.133 21	1'39.495 8	1'38.768 6	0.838 0.003
21	27	I.LECUONA	SPA	Swiss Innovative Investors	KTM	1'39.624 18	1'39.197 6	1'38.795 21	0.865 0.027
22	40	A.FERNANDEZ	SPA	Pons HP40	KALEX	1'39.278 23	1'38.871 11	1'39.017 19	0.941 0.076
23	87	R.GARDNER	AUS	Tech 3 Racing	TECH 3	1'39.492 20	1'39.107 3	1'39.025 6	1.095 0.154
24	64	B.BENDSNEYDE	NED	Tech 3 Racing	TECH 3	1'39.579 19	1'39.182 3	1'39.029 19	1.099 0.004
25	4	S.ODENDAAL	RSA	NTS RW Racing GP	NTS	1'39.612 18	1'39.525 17	1'39.064 6	1.134 0.035
26	66	N.TUULI	FIN	SIC Racing Team	KALEX	1'39.754 15	1'39.659 5	1'39.116 6	1.186 0.052
27	45	T.NAGASHIMA	JPN	IDEMITSU Honda Team Asia	KALEX	1'39.839 19	1'39.340 4		1.410 0.224
28	16	J.ROBERTS	USA	NTS RW Racing GP	NTS	1'40.042 16	1'39.779 20	1'39.912 9	1.849 0.439
29	62	S.MANZI	ITA	Forward Racing Team	SUTER	1'40.509 6	1'39.905 15	1'39.976 5	1.975 0.126
30	51	E.GRANADO	BRA	Forward Racing Team	SUTER	1'40.108 19	1'40.405 21	1'41.105 3	2.178 0.203
31	95	J.DANILO	FRA	Nashi Argan SAG Team	KALEX	1'41.249 18	1'40.872 11	1'40.759 6	2.829 0.651
32	18	X.CARDELUS	AND	Team Stylobike	KALEX	1'42.142 21	1'41.106 5	1'41.231 21	3.176 0.347
33	21	F.FULIGNI	ITA	Tasca Racing Scuderia Moto2	KALEX	1'42.055 23	1'41.770 8	1'41.936 17	3.840 0.664

Pole Position Record:	2015	Johann ZARCO	1'36.346	169.7 Km/h
Circuit Record Lap:	2015	Tito RABAT	1'37.449	167.7 Km/h
Circuit Best Lap:	2015	Johann ZARCO	1'36.346	169.7 Km/h

The results are provisional until the end of the limit for protest and appeals.

Time limit for protest expires 60' after publication of the results - Mr. Time:

These data/results cannot be reproduced, stored and/or transmitted in whole or in part by any manner of electronic, mechanical, photocopying, recording, broadcasting or otherwise now known or herein after developed without the previous express consent by the copyright owner, except for reproduction in daily press and regular printed publications on sale to the public within 60 days of the event related to those data/results and always provided that copyright symbol appears together as follows below.

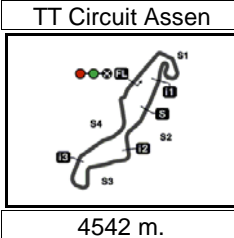
© DORNA, 2018

Official MotoGP Timing by TISSOT
www.motogp.com

Assen, Saturday, June 30, 2018







MOTUL TT ASSEN

Free Practice Nr. 3

Top Speed & Average

12



Rider	Nation	Motorcycle	Top 5 speeds					Average	Top
41 Brad BINDER	RSA	KTM	258.9	256.9	256.6	255.9	255.4	256.7	258.9
97 Xavi VIERGE	SPA	KALEX	258.0	257.6	257.5	256.5	255.6	257.0	258.0
66 Niki TUULI	FIN	KALEX	257.5	255.5	255.3	254.1	253.7	255.2	257.5
13 Romano FENATI	ITA	KALEX	257.5	257.0	255.9	255.3	254.4	256.0	257.5
36 Joan MIR	SPA	KALEX	256.8	256.2	255.8	254.7	254.5	255.3	256.8
44 Miguel OLIVEIRA	POR	KTM	256.5	255.2	255.1	254.7	254.6	255.2	256.5
10 Luca MARINI	ITA	KALEX	256.3	255.1	254.8	253.8	253.6	254.4	256.3
42 Francesco BAGNAIA	ITA	KALEX	256.2	255.9	255.1	254.1	253.2	254.9	256.2
54 Mattia PASINI	ITA	KALEX	256.2	255.9	255.9	254.8	254.0	255.4	256.2
23 Marcel SCHROTTER	GER	KALEX	256.1	254.8	254.6	254.2	253.9	254.7	256.1
9 Jorge NAVARRO	SPA	KALEX	255.9	255.7	255.4	255.3	254.2	255.1	255.9
32 Isaac VIÑALES	SPA	KALEX	255.9	253.9	252.6	252.6	252.2	253.2	255.9
52 Danny KENT	GBR	SPEED UP	255.9	255.3	254.2	253.9	253.6	254.6	255.9
24 Simone CORSI	ITA	KALEX	255.7	254.7	254.1	253.5	253.1	254.2	255.7
18 Xavi CARDELUS	AND	KALEX	255.3	254.5	254.5	254.4	254.4	254.6	255.3
73 Alex MARQUEZ	SPA	KALEX	255.0	254.8	254.4	254.2	254.1	254.5	255.0
64 Bo BENDSNEYDER	NED	TECH 3	254.8	254.2	253.5	253.5	252.9	253.8	254.8
7 Lorenzo BALDASSARRI	ITA	KALEX	254.7	254.5	253.6	252.9	252.8	253.7	254.7
27 Iker LECUONA	SPA	KTM	254.7	254.1	253.9	252.5	252.5	253.5	254.7
20 Fabio QUARTARARO	FRA	SPEED UP	254.6	253.5	253.2	252.9	252.8	253.4	254.6
77 Dominique AEGERTER	SWI	KTM	254.6	253.2	252.9	252.8	252.6	253.2	254.6
40 Augusto FERNANDEZ	SPA	KALEX	254.3	252.8	252.6	252.5	251.6	252.8	254.3
89 Khairul Idham PAWI	MAL	KALEX	254.3	252.7	252.4	252.2	251.6	252.6	254.3
95 Jules DANILO	FRA	KALEX	254.2	252.8	251.5	251.1	251.1	251.8	254.2
5 Andrea LOCATELLI	ITA	KALEX	253.9	253.5	253.3	253.2	253.2	253.4	253.9
87 Remy GARDNER	AUS	TECH 3	253.9	253.7	253.1	251.4	251.3	252.7	253.9
4 Steven ODENDAAL	RSA	NTS	253.8	253.7	253.5	253.3	252.5	253.4	253.8
16 Joe ROBERTS	USA	NTS	253.2	251.3	251.2	251.0	250.8	251.5	253.2
22 Sam LOWES	GBR	KTM	252.7	251.9	251.3	251.2	250.8	251.5	252.7
21 Federico FULIGNI	ITA	KALEX	250.5	250.3	249.9	249.8	249.4	250.0	250.5
62 Stefano MANZI	ITA	SUTER	249.8	249.3	249.1	248.9	248.8	249.2	249.8
51 Eric GRANADO	BRA	SUTER	248.9	247.7	247.2	244.3		247.0	248.9

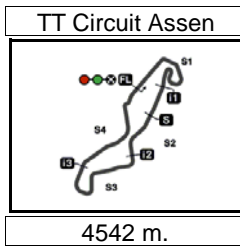
These data/results cannot be reproduced, stored and/or transmitted in whole or in part by any manner of electronic, mechanical, photocopying, recording, broadcasting or otherwise now known or herein after developed without the previous express consent by the copyright owner, except for reproduction in daily press and regular printed publications on sale to the public within 60 days of the event related to those data/results and always provided that copyright symbol appears together as follows below.

© DORNA, 2018

Official MotoGP Timing by TISSOT
www.motogp.com

Assen, Saturday, June 30, 2018





MOTUL TT ASSEN

Free Practice Nr. 3

Chronological Analysis of Performances

13

* Lap / Sector time cancelled T1 Time from finish line to 1st intermediate T3 Time from 2nd intermed. to 3rd intermed.
P Crossing the finish line in pit lane T2 Time from 1st intermed. to 2nd intermed. T4 Time from 3rd intermediate to finish line

Lap	Lap Time	T1	T2	T3	T4	Speed	Lap	Lap Time	T1	T2	T3	T4	Speed		
1st	42	Francesco BAGNAI SKY Racing Team VR ITA						1	1'48.701	32.937	15.830	29.045	23.802	251.8	
		Runs=3			Total laps=20		Full laps=12		2	1'41.303	33.359	15.727	28.865	23.352	255.9
1	1'43.981	30.815	15.810	29.033	23.263	246.8	3	1'39.852	32.691	15.426	28.483	23.252	254.2		
2	1'39.932	32.776	15.445	28.663	23.048	250.8	4	1'39.272	32.592	15.262	28.350	23.068	253.1		
3	1'39.279 *	32.629	15.428	28.394	22.828*	250.9	5	1'39.241	32.505	15.241	28.285	23.210	252.7		
4	1'38.633	32.391	15.219	28.306	22.717	251.7	6	1'39.138	32.513	15.295	28.354	22.976	255.4		
5	1'38.887	32.356	15.254	28.407	22.870	252.1	7	1'39.170	32.446	15.374	28.377	22.973	251.4		
6	1'38.427 *	32.287	15.175	28.197	22.768*	251.6	8	1'50.950 P	32.376	15.316	30.909	32.349	252.8		
7	1'38.373	32.221	15.149	28.339	22.664	252.4	9	8'05.333	32.872	15.909	28.788	23.327	245.6		
8	2'11.443 P	44.635	24.813*	30.700	31.295	133.8	10	1'39.541	32.553	15.381	28.481	23.126	251.3		
9	8'33.308	31.347	15.688	28.795	22.928	250.9	11	1'39.969	32.650	15.531	28.775	23.013	255.3		
10	1'39.111 *	32.390	15.244	28.569	22.908*	254.1	12	1'39.157	32.526	15.283	28.377	22.971	253.6		
11	1'38.950	32.369	15.394	28.482	22.705	256.2	13	1'39.296	32.547	15.352	28.348	23.049	253.0		
12	1'38.803	32.295	15.156	28.393	22.959	255.1	14	1'51.298 P	34.723	15.648	29.090	31.837	250.3		
13	2'04.564 P	43.71*	21.035*	29.645	30.167	239.9	15	5'55.400	33.391	15.556	28.863	23.518	252.6		
14	6'34.376 *	33.646	15.786	28.743	23.127*	250.6	16	1'39.172	32.548	15.324	28.286	23.014	253.4		
15	1'38.724	32.479	15.231	28.310	22.704	250.1	17	1'38.396	32.278	15.233	28.134	22.751	254.2		
16	1'38.197	32.218	15.203	28.135	22.641	252.6	18	1'38.237 *	32.153	15.213	28.155	22.716*	253.7		
17	1'37.930	32.118	15.104	28.173	22.535	251.4	19	1'38.287	32.228	15.227	28.187	22.645	255.7		
18	1'47.799	37.442	15.928	28.510	25.919	248.1	20	1'38.322	32.151	15.221	28.275	22.675	254.1		
19	1'38.506	32.272	15.172	28.338	22.724	253.2	21	1'42.603	32.988	16.718	29.251	23.646	231.3		
20	1'39.524	32.445	15.329	28.373	23.377	255.9									

2nd	13	Romano FENATI Marinelli Snipers Tea ITA						4th	22	Sam LOWES Swiss Innovative Inve GBR							
		Runs=3			Total laps=18		Full laps=12				Runs=2			Total laps=23		Full laps=15	
1	1'52.704 *	34.026	16.422	29.597	23.344*	248.3	1	2'28.096	34.787	16.141	29.507	23.558	246.8				
2	1'39.337	32.588	15.597	28.346	22.806	253.9	2	1'40.336	33.200	15.495	28.689	22.952	249.1				
3	1'39.405	32.769	15.243	28.594	22.799	257.5	3	1'39.702 *	32.810	15.461	28.548*	22.883	249.0				
4	1'38.005	32.211	15.039	28.066	22.689	253.5	4	1'39.131	32.567	15.256	28.406	22.902	250.4				
5	1'38.782	32.470	15.043	28.304	22.965	255.9	5	1'38.948	32.559	15.217	28.464	22.708	251.9				
6	1'38.279	32.167	15.058	28.262	22.792	254.4	6	1'42.228 *	32.725	15.251	28.429	25.823*	250.6				
7	2'03.901 P	42.474	16.038	32.485	32.904	245.6	7	1'45.271	38.184	15.440	28.771	22.876	247.5				
8	8'00.494	33.556	15.542	28.646	23.028	251.1	8	1'38.980	32.512	15.286	28.419	22.763	249.7				
9	1'39.250	32.476	15.259	28.516	22.999	252.5	9	1'39.058 *	32.511	15.177	28.401	22.969*	250.2				
10	1'38.915	32.356	15.166	28.333	23.060	253.1	10	1'39.067 *	32.504	15.215	28.584	22.764*	250.1				
11	1'59.398 P	41.349	15.666	29.609	32.774	251.5	11	1'39.086	32.54*	15.286	28.411	22.841	249.5				
12	10'05.992	32.127	15.485	28.630	22.978	251.4	12	1'39.156	32.554	15.243	28.577	22.782	249.8				
13	1'38.975	32.501	15.283	28.277	22.914	252.1	13	1'57.291 P	38.918	16.345	29.685	32.343	232.9				
14	1'38.749	32.340	15.146	28.382	22.881	251.8	14	8'44.442 *	33.455	15.699	28.849*	23.097	248.5				
15	1'54.029 *	32.511	15.618	42.808*	23.092*	250.8	15	1'39.598	32.796	15.299	28.504	22.999	250.8				
16	1'39.037	32.495	15.315	28.410	22.817	251.5	16	1'38.978	32.470	15.224	28.485	22.799	250.4				
17	1'39.392	32.335	15.306	28.731	23.020	257.0	17	1'38.713	32.465	15.168	28.372	22.708	250.4				
18	1'38.755	32.405	15.074	28.541	22.735	255.3	18	1'38.659	32.476	15.130	28.352	22.701	252.7				
							19	1'38.463	32.360	15.100	28.334	22.669	250.5				
							20	1'56.839 *	45.79*	19.378	28.786	22.880	183.9				
							21	1'38.736	32.491	15.190	28.347	22.708	251.2				
							22	1'38.323	32.291	15.195	28.206	22.631	251.3				

Fastest Lap: Francesco BAGNAIA SKY Racing Team VR ITA **1'37.930** 32.118 15.104 28.173 22.535

These data/results cannot be reproduced, stored and/or transmitted in whole or in part by any manner of electronic, mechanical, photocopying, recording, broadcasting or otherwise now known or herein after developed without the previous express consent by the copyright owner, except for reproduction in daily press and regular printed publications on sale to the public within 60 days of the event related to those data/results and always provided that copyright symbol appears together as follows below.
© DORNA, 2018



Free Practice Nr. 3

Moto2

Lap	Lap Time	T1	T2	T3	T4	Speed	Lap	Lap Time	T1	T2	T3	T4	Speed
23	1'38.312	32.419	15.105	28.184	22.604	250.8	9	1'38.749	32.508	15.254	28.266	22.721	252.5
5th 54 Mattia PASINI Italtrans Racing Team ITA Runs=3 Total laps=16 Full laps=10							10	1'38.489	32.342	15.205	28.272	22.670	252.3
1	2'21.258	32.508	16.210	29.373	23.635	246.9	11	1'38.444	32.258	15.175	28.317	22.694	253.5
2	1'39.776	32.782	15.398	28.619	22.977	251.8	12	1'38.332	32.242	15.149	28.346	22.595	254.6
3	1'39.280	32.564	15.275	28.513	22.928	251.8	13	1'50.561 P	35.121	15.446	29.225	30.769	253.6
4	1'50.550 P	32.745	15.147	29.596	33.062	255.9	14	10'21.168	33.015	15.773	29.312	23.129	251.0
5	13'19.088	32.708	15.978	35.147	30.350	247.8	15	1'39.009	32.532	15.230	28.394	22.853	253.5
6	1'59.214	32.882	15.613	42.469	28.250	248.2	16	1'38.884	32.413	15.209	28.333	22.929	252.3
7	1'38.894	32.483	15.319	28.409	22.683	252.8	17	1'43.077 *	32.501	15.324	28.540	26.712*	253.2
8	1'38.525	32.320	15.185	28.259	22.761	252.6	18	1'39.363	32.583	15.475	28.476	22.829	253.1
9	1'40.095	32.348	15.248	29.519	22.980	253.7	19	1'38.837	32.471	15.228	28.364	22.774	253.7
10	1'38.630	32.428	15.160	28.374	22.668	255.9	20	1'38.652	32.366	15.223	28.311	22.752	251.9
11	1'52.108	38.052	17.311	32.959	23.786	211.7	8th 7 Lorenzo BALDASS Pons HP40 ITA Runs=3 Total laps=22 Full laps=13						
12	1'47.897 P	32.430	15.367	28.767	31.333	254.8	1	2'48.548 *	33.440	16.229	29.821	24.075*	242.3
13	7'36.154	34.987	16.984	37.064	34.797	220.0	2	1'40.292	32.897	15.469	28.682	23.244	249.9
14	1'39.159 *	32.687	15.313	28.462*	22.697	253.4	3	1'39.743	32.822	15.372	28.516	23.033	251.8
15	1'38.319	32.400	15.204	28.209	22.506	254.0	4	1'39.739 *	32.714	15.281	28.689	23.055*	251.0
16	1'38.407	32.391	15.114	28.386	22.516	256.2	5	1'39.528	32.675	15.264	28.592	22.997	251.8
6th 73 Alex MARQUEZ EG 0,0 Marc VDS SPA Runs=2 Total laps=22 Full laps=18							6	1'41.677 *	33.962	15.600	29.036	23.079*	249.4
1	2'43.506 *	32.307	15.808	29.720	23.922*	248.6	7	1'39.142	32.522	15.249	28.487	22.884	251.0
2	1'40.262	33.058	15.360	28.725	23.119	249.4	8	1'39.454 *	32.657	15.254	28.532	23.011*	251.2
3	1'39.291	32.684	15.147	28.496	22.964	252.7	9	1'51.567 P	34.860	15.742	29.217	31.748	247.5
4	1'38.890	32.554	15.064	28.388	22.884	254.1	10	6'30.092	35.136	15.492	28.616	22.979	250.0
5	1'38.866	32.566	15.064	28.315	22.921	253.9	11	1'38.556	32.540	15.077	28.170	22.769	252.7
6	1'39.001	32.560	15.091	28.423	22.927	254.2	12	1'38.379	32.293	15.084	28.252	22.750	254.5
7	1'40.311	32.443	15.126	29.827	22.915	252.8	13	1'39.588	32.677	15.125	28.732	23.054	254.7
8	1'38.855	32.483	15.095	28.359	22.918	252.9	14	1'38.801	32.514	15.126	28.354	22.807	252.9
9	1'38.850	32.504	15.052	28.479	22.815	253.6	15	1'43.185	35.537	15.664	28.881	23.103	250.2
10	1'47.556 P	32.525	15.160	28.984	30.887	252.6	16	1'39.538	32.468	15.143	28.924	23.003	251.9
11	9'40.703	31.410	18.001	29.009	23.185	217.3	17	1'38.893	32.463	15.161	28.360	22.909	252.8
12	1'39.333	32.791	15.174	28.500	22.868	253.2	18	1'49.988 P	33.908	15.422	28.867	31.791	251.1
13	1'38.906	32.505	15.091	28.506	22.804	253.0	19	4'23.556	31.791	15.530	28.730	24.654	250.5
14	1'38.823 *	32.459	15.075	28.446*	22.843	253.2	20	1'38.990 *	32.450	15.231	28.408*	22.901	249.5
15	1'38.704	32.383	15.036	28.540	22.745	253.1	21	1'38.378	32.346	15.165	28.160	22.707	251.1
16	1'38.657	32.415	15.102	28.358	22.782	253.2	22	1'38.482	32.318	15.064	28.275	22.825	253.6
17	1'42.986	34.906	16.441	28.637	23.002	229.1	9th 5 Andrea LOCATELLI Italtrans Racing Team ITA Runs=3 Total laps=22 Full laps=15						
18	1'39.157	32.472	15.135	28.693	22.857	254.8	1	1'45.201 *	31.894	15.680	29.291	23.324*	249.2
19	1'38.388	32.281	15.022	28.385	22.700	253.9	2	1'39.699	32.813	15.288	28.502	23.096	252.5
20	1'38.801	32.443	15.149	28.431	22.778	254.4	3	1'39.280	32.839	15.255	28.334	22.852	253.2
21	1'38.335	32.310	15.099	28.248	22.678	253.1	4	1'41.182	32.518	15.147	29.005	24.512	252.8
22	1'38.320	32.324	14.980	28.336	22.680	255.0	5	1'39.554 *	32.659	15.208	28.840*	22.847	252.6
7th 23 Marcel SCHROTTE Dynavolt Intact GP GER Runs=3 Total laps=20 Full laps=12							6	1'38.889	32.528	15.114	28.507	22.740	253.9
1	2'19.766	33.846	16.227	29.465	23.581	246.4	7	1'39.195	32.535	15.259	28.551	22.850	252.3
2	1'40.006 *	32.808	15.534	28.727	22.937*	252.5	8	1'47.983	34.096	15.804	31.479	26.604	247.6
3	1'40.230	32.686	15.209	28.835	23.500	254.2	9	1'48.749 P	32.811	15.236	28.956	31.746	252.0
4	1'45.839	32.563	15.298	34.357	23.621	256.1	10	6'42.586	31.131	15.913	32.429	23.512	248.7
5	1'39.340	32.601	15.274	28.365	23.100	254.8	11	1'45.959	32.989	15.900	33.457	23.613	249.9
6	1'47.648 P	32.634	15.303	28.736	30.975	253.9	12	1'39.726	32.825	15.245	28.682	22.974	252.0
7	5'20.756	34.805	15.955	29.472	23.364	248.6	13	1'40.115	33.164	15.442	28.634	22.875	249.6
8	1'39.276 *	32.623	15.371	28.420	22.862*	252.1	14	1'39.250	32.699	15.156	28.536	22.859	253.3
							15	1'39.045	32.659	15.124	28.503	22.759	253.1
							16	1'39.053	32.517	15.155	28.593	22.788	252.3

Fastest Lap: Francesco BAGNAIA SKY Racing Team VR ITA **1'37.930** 32.118 15.104 28.173 22.535

These data/results cannot be reproduced, stored and/or transmitted in whole or in part by any manner of electronic, mechanical, photocopying, recording, broadcasting or otherwise now known or herein after developed without the previous express consent by the copyright owner, except for reproduction in daily press and regular printed publications on sale to the public within 60 days of the event related to those data/results and always provided that copyright symbol appears together as follows below.
© DORNA, 2018

Official MotoGP Timing by TISSOT
www.motogp.com

Assen, Saturday, June 30, 2018

Page 2 of 7

moto2



Free Practice Nr. 3

Moto2

Lap	Lap Time	T1	T2	T3	T4	Speed	Lap	Lap Time	T1	T2	T3	T4	Speed
17	1'38.959	32.457	15.105	28.440	22.957	253.2	6	1'39.105	32.617	15.185	28.354	22.949	252.8
18	1'51.460 P	35.238	16.227	29.686	30.309	240.2	7	1'39.682 *	32.779	15.264	28.703	22.936*	251.3
19	5'03.511	35.054	16.843	32.605	25.307	219.1	8	1'39.178	32.630	15.243	28.331	22.974	249.4
20	1'40.578 *	33.203	15.704	28.508*	23.163	245.5	9	1'56.094 P	35.547	16.111	30.814	33.622	236.9
21	1'38.526	32.491	15.199	28.276	22.560	252.5	10	11'30.872	32.635	15.531	28.457	23.068	250.9
22	1'38.396	32.458	15.071	28.311	22.556	253.5	11	1'39.060	32.732	15.288	28.171	22.869	253.0

10th 20 Fabio QUARTARAR Lighttech - Speed Up FRA

		Runs=3	Total laps=21	Full laps=16		
1	3'01.084 *	31.820	15.710	28.803	23.254*	248.3
2	1'40.969	32.854	15.375	29.626	23.114	249.4
3	1'39.295	32.713	15.241	28.388	22.953	251.4
4	1'38.978	32.564	15.197	28.350	22.867	252.1
5	1'39.037	32.360	15.186	28.315	23.176	252.1
6	1'38.801	32.570	15.136	28.210	22.885	251.7
7	1'38.612	32.387	15.197	28.212	22.816	250.8
8	1'53.185 P	32.314	15.764	32.785	32.322	252.1
9	7'03.804	30.817	15.408	28.979	22.955	250.0
10	1'39.137	32.590	15.330	28.362	22.855	250.9
11	1'38.757	32.364	15.128	28.297	22.968	253.5
12	1'38.657	32.380	15.165	28.332	22.780	252.5
13	1'38.612	32.426	15.113	28.335	22.738	252.6
14	1'44.383	36.451	16.061	28.618	23.253	242.6
15	1'38.699	32.368	15.176	28.310	22.845	252.8
16	1'38.762	32.419	15.161	28.368	22.814	252.4
17	1'54.899 P	37.628	16.234	30.096	30.941	248.2
18	5'16.764	41.996	17.146	29.084	25.488	213.5
19	1'39.037	32.560	15.301	28.407	22.769	253.2
20	1'38.400	32.340	15.112	28.293	22.655	252.9
21	1'38.439	32.340	15.133	28.289	22.677	254.6

11th 24 Simone CORSI Tasca Racing Scuderi ITA

		Runs=3	Total laps=15	Full laps=9		
1	1'50.672	33.621	16.048	29.761	23.618	249.3
2	1'42.765	33.404	16.475	29.557	23.329	234.4
3	1'39.414	32.606	15.211	28.290	23.307	253.1
4	1'41.319	33.916	15.405	28.754	23.244	254.1
5	1'39.154	32.597	15.090	28.513	22.954	255.7
6	1'58.105 P	33.875	15.499	34.603	34.128	254.7
7	8'02.114	33.139	15.749	29.156	23.383	249.1
8	1'41.617	32.964	15.445	29.192	24.016	251.1
9	1'40.275	33.287	15.395	28.552	23.041	251.3
10	1'39.223	32.667	15.304	28.450	22.802	252.8
11	1'59.391 P	39.646	17.274	29.596	32.875	232.1
12	10'50.201	33.690	15.948	29.287	23.537	247.8
13	1'43.011	33.517	15.667	29.729	24.098	251.1
14	1'38.486	32.476	15.162	28.226	22.622	253.5
15	1'54.331 P	34.852	16.943	29.778	32.758	228.9

12th 52 Danny KENT Lighttech - Speed Up GBR

		Runs=2	Total laps=20	Full laps=15		
1	2'15.611	42.024	16.125	32.777	27.247	245.9
2	1'45.012	33.266	15.677	30.502	25.567	255.9
3	1'40.174	33.049	15.438	28.473	23.214	252.8
4	1'42.278	33.392	15.534	29.833	23.519	253.9
5	1'39.337	32.912	15.254	28.273	22.898	251.2

13th 97 Xavi VIERGE Dynavolt Intact GP SPA

		Runs=2	Total laps=22	Full laps=16		
1	2'17.305	41.713	19.044	29.466	23.801	191.2
2	1'40.164	32.887	15.551	28.322	23.404	256.5
3	1'38.997 *	32.432	15.215	28.222	23.128*	255.6
4	1'38.780	32.219	15.346	28.475	22.740	258.0
5	1'38.665	32.283	15.128	28.263	22.991	257.6
6	1'42.207	32.855	15.274	30.003	24.075	257.5
7	1'38.727	32.329	15.261	28.251	22.886	253.1
8	2'00.097 P	42.908	16.876	29.088	31.225	238.9
9	9'50.533	35.111	15.782	29.440	23.095	253.5
10	1'39.125	32.448	15.271	28.500	22.906	253.6
11	1'38.642	32.371	15.269	28.217	22.785	253.6
12	1'38.876	32.314	15.320	28.390	22.852	254.4
13	1'38.973	32.491	15.247	28.406	22.829	254.4
14	1'51.114	41.595	15.326	29.341	24.852	253.1
15	1'40.017	33.151	15.334	28.511	23.021	253.0
16	1'38.901	32.340	15.236	28.448	22.877	253.8
17	1'48.785	32.432	17.486	35.522	23.345	253.5
18	1'38.688	32.382	15.150	28.289	22.867	253.9
19	1'38.658	32.290	15.224	28.445	22.699	253.9
20	1'51.384	44.530	15.497	28.531	22.826	251.1
21	1'38.986 *	32.199	15.258	28.375	23.154*	254.1
22	2'09.690 P	40.937	21.619	34.330	32.804	154.8

14th 36 Joan MIR EG 0,0 Marc VDS SPA

		Runs=3	Total laps=21	Full laps=9		
1	2'15.478 *	34.870	16.227	29.242	23.560*	250.2
2	1'40.002 *	32.829	15.458	28.664*	23.051	254.5
3	1'38.958	32.701	15.269	28.331	22.657	253.2
4	1'38.655	32.399	15.328	28.371	22.557	255.8
5	1'39.047	32.625	15.227	28.351	22.844	256.2
6	1'38.875 *	32.407	15.144	28.478	22.846*	256.8
7	1'46.122	39.205	15.622	28.552	22.743	254.4
8	1'39.005 *	32.514	15.119	28.374	22.998*	252.9
9	1'39.174 *	32.506	15.173	28.565	22.930*	254.0
10	1'55.696 P	35.419	18.432	29.927	31.918	177.0
11	6'35.185 *	39.209	15.645	31.235	23.081*	247.1
12	1'39.174	32.719	15.248	28.421	22.786	253.9
13	1'38.905	32.365	15.237	28.473	22.830	254.5

Fastest Lap: Francesco BAGNAIA SKY Racing Team VR ITA 1'37.930 32.118 15.104 28.173 22.535

These data/results cannot be reproduced, stored and/or transmitted in whole or in part by any manner of electronic, mechanical, photocopying, recording, broadcasting or otherwise now known or herein after developed without the previous express consent by the copyright owner, except for reproduction in daily press and regular printed publications on sale to the public within 60 days of the event related to those data/results and always provided that copyright symbol appears together as follows below.
© DORNA, 2018

Official MotoGP Timing by TISSOT
www.motogp.com

Assen, Saturday, June 30, 2018

Page 3 of 7



Free Practice Nr. 3

Moto2

Lap	Lap Time	T1	T2	T3	T4	Speed	Lap	Lap Time	T1	T2	T3	T4	Speed	
14	1'39.007	32.451	15.279	28.460	22.817	254.5	17th 32	Isaac VIÑALES			SAG Team		SPA	
15	1'38.933	32.500	15.118	28.569	22.746	254.7		Runs=3	Total laps=17	Full laps=11				
16	1'49.710 *	40.909	15.295	28.728	24.778*	253.5		1	1'53.210	33.395	16.243	29.570	23.537	246.1
17	1'52.985 P	35.965	15.794	29.996	31.230	244.5		2	1'39.435	32.617	15.356	28.435	23.027	252.6
18	5'33.976	36.262	15.627	28.832	23.051	248.3		3	1'40.112	32.607	15.281	28.597	23.627	253.9
19	1'39.084	32.432	15.310	28.448	22.894	252.3		4	1'40.172	33.211	15.386	28.462	23.113	252.2
20	1'38.877 *	32.347	15.269	28.586	22.675*	252.4		5	1'40.210	32.628	15.367	28.718	23.497	250.7
21	1'48.750 *	41.844	15.295	28.635	22.976*	253.1		6	1'45.731	32.755	15.533	30.683	26.760	250.6
15th 89 Khairul Idham PAWI IDEMITSU Honda Te MAL								7	1'49.239 P	32.716	15.429	29.052	32.042	249.6
Runs=3 Total laps=20 Full laps=12								8	14'04.850	31.862	15.676	28.898	23.498	248.3
1	2'20.665	38.683	16.919	31.038	25.911	235.8		9	1'43.009 *	32.779	15.512	31.012	23.706*	251.1
2	1'42.067	34.580	15.579	28.653	23.255	248.6		10	1'40.622	32.936	15.515	28.832	23.339	251.2
3	1'39.602	32.908	15.337	28.408	22.949	250.7		11	1'39.741	32.689	15.390	28.465	23.197	251.9
4	1'46.021 *	32.810	15.331	34.521	23.359*	251.6		12	1'49.442 P	33.177	15.685	29.189	31.391	248.9
5	1'40.810	32.842	15.386	29.307	23.275	252.2		13	5'58.488	35.690	15.744	28.450	23.119	249.0
6	1'39.813	32.732	15.332	28.616	23.133	251.1		14	1'38.765	32.396	15.311	28.240	22.818	251.3
7	1'51.253	40.607	17.499	30.307	22.840	235.1		15	1'40.661	32.700	15.597	28.879	23.485	255.9
8	1'39.571	32.694	15.287	28.598	22.992	252.4		16	1'41.726	32.446	15.317	30.767	23.196	252.6
9	1'53.729 P	36.09*	15.941	29.845	31.851	247.8		17	1'38.997	32.413	15.314	28.402	22.868	252.2
10	8'06.403	33.554	16.278	29.837	23.389	245.3		18th 77 Dominique AEGER Kiefer Racing SWI						
11	1'47.542	32.768	15.455	33.641	25.678	250.2		Runs=3 Total laps=19 Full laps=14						
12	1'39.496	32.784	15.308	28.413	22.991	252.7	1	1'51.041	34.803	16.192	30.811	23.443	247.4	
13	1'38.668	32.512	15.176	28.257	22.723	254.3	2	1'40.750	33.342	15.443	28.919	23.046	251.1	
14	1'53.709 P	38.001	15.841	29.212	30.655	249.5	3	1'39.893	32.802	15.251	28.737	23.103	252.9	
15	5'54.807	32.839	15.975	30.185	25.023	247.9	4	1'38.852	32.457	15.196	28.474	22.725	252.6	
16	1'39.737	32.995	15.264	28.407	23.071	250.8	5	1'38.905	32.539	15.124	28.457	22.785	252.8	
17	1'51.298	32.651	15.241	32.760	30.646	251.2	6	1'38.768	32.409	15.197	28.447	22.715	254.6	
18	1'42.179 *	35.04*	15.463	28.509	23.164*	250.9	7	1'39.233	32.602	15.176	28.657	22.798	253.2	
19	1'39.647	32.640	15.269	28.586	23.152	251.0	8	1'39.234	32.529	15.160	28.600	22.945	251.2	
20	1'39.087 *	32.600	15.276	28.348*	22.863	251.2	9	1'45.520	37.359	15.368	29.270	23.523	252.4	
16th 10 Luca MARINI SKY Racing Team VR ITA							10	1'47.910 P	32.563	15.306	29.809	30.232	251.1	
Runs=3 Total laps=20 Full laps=13							11	10'34.064	31.749	15.712	33.640	23.546	250.0	
1	1'47.069	32.257	15.834	29.582	23.218	252.8	12	1'39.932	32.818	15.388	28.820	22.906	250.8	
2	1'39.690	32.806	15.292	28.594	22.998	253.5	13	1'39.471	32.576	15.351	28.698	22.846	251.5	
3	1'39.016	32.408	15.315	28.444	22.849	253.8	14	1'40.143	32.757	15.281	28.924	23.181	252.0	
4	1'39.187	32.738	15.223	28.295	22.931	254.8	15	1'47.601 P	32.886	15.482	28.995	30.238	252.1	
5	1'39.102	32.508	15.181	28.450	22.963	255.1	16	6'20.665	34.449	16.623	39.936	31.747	226.9	
6	1'38.602 *	32.337	15.110	28.345	22.810*	256.3	17	1'42.065	33.294	15.617	30.047	23.107	252.2	
7	1'50.563	41.282	15.800	29.347	24.134	248.6	18	1'39.814	32.701	15.412	28.651	23.050	251.6	
8	1'49.352 P	32.397	15.434	29.845	31.676	253.3	19	1'40.133	32.865	15.381	28.959	22.928	252.1	
9	8'36.949	31.630	15.567	28.582	22.942	251.1	19th 44 Miguel OLIVEIRA Red Bull KTM Ajo POR							
10	1'39.115	32.485	15.253	28.446	22.931	252.6	Runs=3 Total laps=22 Full laps=14							
11	1'38.770	32.374	15.195	28.306	22.895	252.7	1	2'14.535	35.093	15.904	29.038	23.907	253.2	
12	1'38.677	32.405	15.188	28.301	22.783	253.6	2	1'40.201 *	33.390	15.396	28.529	22.886*	255.2	
13	2'00.812 P	44.71*	16.331	29.178	30.591	243.1	3	1'39.365	32.702	15.420	28.357	22.886	252.2	
14	6'47.360 *	31.856	15.652	28.802	23.131*	250.8	4	1'38.753 *	32.528	15.295	28.253*	22.677	253.5	
15	1'39.512	32.829	15.196	28.524	22.963	252.5	5	1'39.037	32.648	15.254	28.275	22.860	253.4	
16	1'38.811	32.433	15.130	28.425	22.823	253.6	6	1'38.848	32.456	15.227	28.406	22.759	254.1	
17	1'38.567 *	32.355	15.154	28.315	22.743*	252.9	7	1'49.489	35.911	19.122	31.506	22.950	160.7	
18	1'39.004	32.486	15.247	28.424	22.847	252.5	8	1'39.230	32.428	15.451	28.328	23.023	252.0	
19	1'38.761	32.403	15.189	28.386	22.783	252.8	9	1'39.272	32.436	15.228	28.378	23.230	253.5	
20	1'39.314	32.608	15.136	28.603	22.967	253.6	10	1'38.930	32.529	15.256	28.394	22.751	252.5	
							11	1'38.811	32.353	15.230	28.384	22.844	252.4	
							12	1'54.183 P	35.221	15.919	29.276	33.767	242.9	

Fastest Lap: Francesco BAGNAIA SKY Racing Team VR ITA **1'37.930** 32.118 15.104 28.173 22.535

These data/results cannot be reproduced, stored and/or transmitted in whole or in part by any manner of electronic, mechanical, photocopying, recording, broadcasting or otherwise now known or herein after developed without the previous express consent by the copyright owner, except for reproduction in daily press and regular printed publications on sale to the public within 60 days of the event related to those data/results and always provided that copyright symbol appears together as follows below.
© DORNA, 2018

Official MotoGP Timing by TISSOT
www.motogp.com

Assen, Saturday, June 30, 2018

Page 4 of 7



Free Practice Nr. 3

Moto2

Lap	Lap Time	T1	T2	T3	T4	Speed	Lap	Lap Time	T1	T2	T3	T4	Speed
13	6'03.313	30.901	15.438	28.527	22.841	255.1	19	1'39.580	32.727	15.461	28.613	22.779	258.9
14	1'38.937	32.640	15.262	28.296	22.739	254.3	20	1'39.663	32.512	15.371	28.620	23.160	253.3
15	1'38.978	32.476	15.273	28.417	22.812	254.4	21	1'39.670	32.694	15.252	28.796	22.928	256.6
16	1'50.431 P	35.268	15.604	28.854	30.705	251.9	22nd 40 Augusto FERNAND Pons HP40 SPA						
17	5'47.658	31.265	15.545	28.629	23.167	256.5	Runs=2 Total laps=23 Full laps=19						
18	1'39.129	32.599	15.289	28.457	22.784	254.7	1	2'13.832	36.372	18.382	30.653	23.887	184.3
19	1'38.770	32.399	15.270	28.354	22.747	254.6	2	1'41.994	32.893	15.925	30.107	23.069	250.9
20	1'39.180	32.493	15.375	28.509	22.803	253.9	3	1'39.745	32.863	15.332	28.543	23.007	254.3
21	1'38.825 * 32.326	15.338	28.334	22.827*	253.7	4	1'44.844	32.872	15.553	31.460	24.959	249.4	
22	1'45.147	33.546	17.457	30.311	23.833	213.7	5	1'39.365	32.634	15.335	28.469	22.927	251.1
20th 27 Iker LECUONA Swiss Innovative Inve SPA							6	1'39.221	32.552	15.299	28.438	22.932	252.8
Runs=3 Total laps=22 Full laps=15							7	1'39.461	32.555	15.395	28.592	22.919	252.6
1	1'44.402	31.130	15.857	28.760	23.249	249.5	8	1'41.135	32.628	15.527	28.711	24.269	250.1
2	1'40.345	32.864	15.797	28.600	23.084	252.5	9	1'39.673	32.740	15.386	28.545	23.002	249.3
3	1'39.385	32.712	15.334	28.435	22.904	251.9	10	1'39.810	32.718	15.332	28.542	23.218	249.6
4	1'39.554 * 32.762	15.176	28.672	22.944*	254.7	11	1'39.787	32.580	15.439	28.379	23.389	249.1	
5	1'41.453	32.790	15.455	30.324	22.884	250.7	12	1'52.284 P	32.887	15.522	30.122	33.753	246.8
6	1'39.045 * 32.619	15.280	28.388	22.758*	254.1	13	8'43.879	33.028	15.875	28.896	23.229	249.0	
7	1'39.260	32.492	15.464	28.415	22.889	252.1	14	1'39.510 *	32.607	15.422	28.263	23.218*	250.1
8	1'46.607	32.669	15.443	34.099	24.396	250.0	15	1'39.783	32.596	15.414	28.370	23.403	250.7
9	1'48.735	32.886	15.350	34.278	26.221	251.2	16	1'41.881	32.462	15.561	29.913	23.945	250.7
10	1'50.367 P 32.779	15.412	31.393	30.783	251.5	17	1'39.935	32.666	15.424	28.547	23.298	251.5	
11	8'02.903	35.631	16.090	29.100	24.112	245.3	18	1'39.391	32.473	15.387	28.412	23.119	252.5
12	1'39.328	32.758	15.336	28.319	22.915	251.8	19	1'39.017	32.397	15.349	28.284	22.987	250.7
13	1'39.043	32.560	15.391	28.235	22.857	250.3	20	1'39.292	32.357	15.348	28.582	23.005	251.6
14	1'39.142	32.478	15.203	28.344	23.117	251.3	21	1'39.154	32.393	15.346	28.405	23.010	250.8
15	1'38.928	32.488	15.238	28.294	22.908	251.9	22	1'50.296	32.987	16.345	34.589	26.375	241.4
16	1'38.988	32.445	15.211	28.417	22.915	252.0	23	1'44.627	32.499	15.551	31.327	25.250	250.2
17	1'46.493 P 32.523	15.254	28.496	30.220	251.8	23rd 87 Remy GARDNER Tech 3 Racing AUS							
18	3'50.716	30.267	15.511	28.560	22.851	252.2	Runs=3 Total laps=19 Full laps=14						
19	1'39.047	32.560	15.314	28.320	22.853	252.5	1	2'14.200	37.413	16.597	31.496	24.148	241.9
20	1'39.412	32.597	15.439	28.486	22.890	253.9	2	1'41.401	33.851	15.536	28.512	23.502	253.7
21	1'38.795	32.367	15.281	28.335	22.812	251.8	3	1'39.650	32.836	15.379	28.495	22.940	253.1
22	1'39.132	32.476	15.263	28.456	22.937	251.9	4	1'39.300	32.828	15.282	28.369	22.821	250.5
21st 41 Brad BINDER Red Bull KTM Ajo RSA							5	1'39.100	32.617	15.247	28.421	22.815	251.3
Runs=2 Total laps=21 Full laps=15							6	1'39.025	32.509	15.211	28.478	22.827	253.9
1	2'12.571	34.307	16.485	29.467	23.572	249.8	7	2'01.291 P	35.970	22.728*	30.634	31.959	190.1
2	1'40.255	32.889	15.460	28.730	23.176	253.5	8	9'46.909	31.997	15.711	28.873	23.372	247.5
3	1'39.714	32.837	15.347	28.537	22.993	252.7	9	1'39.639	32.660	15.346	28.588	23.045	248.5
4	1'47.306	32.642	15.408	35.811	23.445	254.0	10	1'39.211	32.613	15.314	28.462	22.822	250.4
5	1'39.537 * 32.718	15.300	28.593	22.926*	254.4	11	1'39.154	32.519	15.280	28.483	22.872	250.5	
6	1'39.257	32.515	15.255	28.584	22.903	254.4	12	1'47.302	38.979	15.586	29.793	22.944	247.9
7	1'39.013	32.366	15.471	28.555	22.621	255.9	13	1'39.629	32.933	15.316	28.553	22.827	251.1
8	1'39.044	32.507	15.287	28.415	22.835	254.8	14	1'50.799 P	32.680	15.294	30.636	32.189	251.4
9	1'39.063 * 32.425	15.159	28.545	22.934*	256.9	15	6'40.417	31.093	15.862	38.003	23.213	249.4	
10	1'49.622 P 32.676	16.347	28.865	31.734	230.4	16	1'39.760	32.612	15.391	28.645	23.112	249.0	
11	11'23.632	41.640	15.658	28.786	23.003	253.6	17	1'39.667	32.508	15.337	28.560	23.262	249.9
12	1'39.855	32.998	15.421	28.578	22.858	253.7	18	1'39.227	32.668	15.282	28.436	22.841	249.1
13	1'39.621	32.613	15.417	28.605	22.986	252.4	19	1'39.261	32.721	15.280	28.440	22.820	250.8
14	1'54.520	32.645	15.528	43.354	22.993	253.9	24th 64 Bo BENDSNEYDER Tech 3 Racing NED						
15	1'40.135	33.049	15.545	28.530	23.011	253.6	Runs=3 Total laps=20 Full laps=13						
16	1'39.613	32.651	15.461	28.528	22.973	253.1	1	2'15.106	34.649	16.415	29.415	23.703	246.0
17	1'40.562 * 32.808	15.365	29.506	22.883*	254.1	2	1'41.071	33.390	15.755	28.774	23.152	254.8	
18	1'39.523	32.671	15.317	28.568	22.967	255.4							

Fastest Lap: Francesco BAGNAIA SKY Racing Team VR ITA **1'37.930** 32.118 15.104 28.173 22.535

These data/results cannot be reproduced, stored and/or transmitted in whole or in part by any manner of electronic, mechanical, photocopying, recording, broadcasting or otherwise now known or herein after developed without the previous express consent by the copyright owner, except for reproduction in daily press and regular printed publications on sale to the public within 60 days of the event related to those data/results and always provided that copyright symbol appears together as follows below.
© DORNA, 2018

Free Practice Nr. 3

Moto2

Lap	Lap Time	T1	T2	T3	T4	Speed	Lap	Lap Time	T1	T2	T3	T4	Speed
3	1'40.138	32.916	15.431	28.641	23.150	254.2	15	1'39.943 *	32.730	15.299	28.638	23.276 *	253.6
4	1'39.823	32.822	15.430	28.604	22.967	251.7	16	1'52.124 *	37.160	22.229	29.723	23.012 *	141.1
5	1'39.658	32.641	15.428	28.549	23.040	251.5	17	1'39.853	32.792	15.347	28.779	22.935	253.5
6	1'43.855	36.128	16.247	28.545	22.935	238.9	18	1'59.508 P	39.485	18.928	30.316	30.779	182.1
7	1'39.597	32.729	15.462	28.566	22.840	250.8	27th 16 Joe ROBERTS NTS RW Racing GP USA						
8	1'54.560 P	37.777	16.216	29.526	31.041	234.9	Runs=1 Total laps=10 Full laps=8						
9	8'07.337	32.012	15.673	28.886	23.178	248.1	1	1'48.583	32.736	15.920	29.589	24.363	246.2
10	1'39.642	32.732	15.377	28.546	22.987	251.5	2	1'42.052	33.809	15.523	29.074	23.646	251.0
11	1'39.766 *	32.707	15.435	28.537 *	23.087	251.9	3	1'41.175	33.451	15.369	28.547	23.808	249.9
12	1'39.403	32.624	15.331	28.564	22.884	253.5	4	1'41.477	33.743	15.464	28.879	23.391	250.7
13	1'55.865 P	32.801	16.303	32.796	33.965	242.6	5	1'40.435	33.106	15.286	28.693	23.350	251.3
14	7'23.624	35.933	15.854	32.773	25.323	247.4	6	1'41.199	33.675	15.415	28.870	23.239	253.2
15	1'39.840	32.809	15.413	28.568	23.050	251.2	7	1'40.137	33.061	15.290	28.610	23.176	251.2
16	1'39.727	32.558	15.409	28.671	23.089	252.9	8	1'40.012	33.053	15.328	28.468	23.163	248.7
17	1'39.094	32.564	15.409	28.297	22.824	253.5	9	1'39.912	33.046	15.235	28.464	23.167	250.8
18	1'39.098	32.484	15.334	28.443	22.837	252.8	unfinished 33.024 15.243 250.7						
19	1'39.029	32.361	15.361	28.353	22.954	250.4	28th 62 Stefano MANZI Forward Racing Team ITA						
20	1'39.104 *	32.591	15.416	28.359	22.738 *	249.2	Runs=4 Total laps=14 Full laps=3						
25th 4 Steven ODENDAAL NTS RW Racing GP RSA							1	2'14.019	34.778	16.611	30.496	25.901	223.6
Runs=2 Total laps=18 Full laps=11							2	1'41.194	33.196	15.640	28.921	23.437	247.9
1	2'13.372	34.159	16.089	29.530	23.885	248.2	3	1'41.900 *	32.954	15.503	30.244	23.199 *	249.8
2	1'41.043	33.412	15.608	28.731	23.292	248.8	4	1'40.134	32.788	15.364	28.796	23.186	248.8
3	1'39.904	33.253	15.405	28.311	22.935	252.1	5	1'39.976	32.637	15.502	28.687	23.150	248.9
4	1'39.428	32.917	15.297	28.501	22.713	253.5	6	1'39.722 *	32.720	15.285	28.672 *	23.045	249.1
5	1'39.257	32.612	15.229	28.632	22.784	253.7	7	1'45.064 *	32.389	15.992	33.519 *	23.164	249.3
6	1'39.064	32.668	15.228	28.427	22.741	253.8	8	1'54.207 P	33.343	20.049	28.992	31.823	165.7
7	1'43.376 *	32.919	15.522	30.972	23.963 *	249.5	9	9'34.169 *	32.031	15.857	29.657	26.516 *	246.9
8	1'44.730	35.080	16.093	29.948	23.609	253.3	10	2'05.733 P	32.875	15.657	45.342	31.859	248.3
9	1'51.211 P	36.671	15.699	29.107	29.734	249.4	11	9'06.884 *	33.207	16.605	31.299	26.380 *	226.7
10	16'40.409	33.973	15.793	29.127	23.525	251.3	12	1'57.227 P	33.324	16.976	32.807	34.120	247.6
11	1'41.158 *	33.676	15.484	28.892	23.106 *	250.8	13	4'12.773 *	33.596	17.739	30.620	23.914 *	213.4
12	1'39.792	33.052	15.361	28.493	22.886	252.5	14	1'57.878 P	33.753	15.487	28.815	39.823	248.3
13	1'40.020	32.902	15.319	28.685	23.114	251.9	29th 95 Jules DANILO Nashi Argan SAG Tea FRA						
14	1'39.872	32.906	15.343	28.643	22.980	252.2	Runs=2 Total laps=22 Full laps=18						
15	1'41.306	32.953	15.685	29.765	22.903	250.5	1	2'07.065	40.969	16.286	29.716	23.981	242.5
16	1'42.724	32.831	15.439	29.017	25.437	251.2	2	1'41.859	33.386	15.708	29.172	23.593	249.3
17	1'40.354 *	32.912	15.343	28.756	23.343 *	252.4	3	1'41.438	33.192	15.583	28.940	23.723	250.0
18	1'40.377 *	33.115	15.276	28.659	23.327 *	252.3	4	1'41.267	32.972	15.547	29.031	23.717	251.1
26th 66 Niki TUULI SIC Racing Team FIN							5	1'41.352 *	33.128	15.422	29.128	23.674 *	250.5
Runs=3 Total laps=18 Full laps=7							6	1'40.759	33.019	15.401	28.952	23.387	254.2
1	1'48.358	33.031	15.766	29.300	23.612	249.9	7	1'41.355	33.011	15.466	28.886	23.992	250.9
2	1'41.009	33.274	15.666	28.803	23.266	249.7	8	1'41.531	32.994	15.557	28.969	24.011	248.3
3	1'40.678 *	33.223	15.685	28.561	23.209 *	249.8	9	1'42.112	33.029	15.411	29.716	23.956	252.8
4	1'39.214	32.714	15.183	28.513	22.804	254.1	10	1'41.324	33.575	15.455	28.925	23.369	251.5
5	1'39.517	32.797	15.099	28.498	23.123	257.5	11	1'40.930	32.809	15.551	29.032	23.538	251.0
6	1'39.116	32.525	15.209	28.490	22.892	255.5	12	2'02.662 P	39.110	16.375	32.010	35.167	239.0
7	1'50.837 P	32.683	15.305	30.273	32.576	252.9	13	9'15.731	32.005	15.818	30.107	23.698	249.8
8	8'12.951	33.505	17.616	30.930	24.434	208.5	14	1'43.514	33.161	15.577	31.053	23.723	250.9
9	1'40.530	32.940	15.384	28.546	23.660	250.4	15	1'41.428	33.119	15.566	29.225	23.518	251.0
10	1'41.260 *	33.006	15.687	29.471	23.096 *	243.7	16	1'41.207	32.990	15.517	29.072	23.628	250.8
11	1'47.742 P	32.717	15.242	28.597	31.186	255.3	17	1'40.986	33.019	15.463	29.044	23.460	250.9
12	10'01.244	35.777	16.314	29.984	23.712	244.4	18	1'41.204	33.162	15.491	28.996	23.555	251.1
13	1'40.070	32.933	15.315	28.668	23.154	253.7	19	1'41.185	33.194	15.379	29.040	23.572	250.5
14	1'50.038 *	32.921	15.380	36.052 *	25.685	252.8							

Fastest Lap: Francesco BAGNAIA SKY Racing Team VR ITA **1'37.930** 32.118 15.104 28.173 22.535

These data/results cannot be reproduced, stored and/or transmitted in whole or in part by any manner of electronic, mechanical, photocopying, recording, broadcasting or otherwise now known or herein after developed without the previous express consent by the copyright owner, except for reproduction in daily press and regular printed publications on sale to the public within 60 days of the event related to those data/results and always provided that copyright symbol appears together as follows below.
© DORNA, 2018

Free Practice Nr. 3

Moto2

Lap	Lap Time	T1	T2	T3	T4	Speed	Lap	Lap Time	T1	T2	T3	T4	Speed
20	1'41.297	33.150	15.524	28.995	23.628	250.7	19	1'42.142	33.546	15.682	29.280	23.634	248.6
21	1'57.894	48.563	15.874	29.878	23.579	251.1							
22	1'41.156	33.019	15.454	29.059	23.624	251.1							

30th 51		Eric GRANADO					Forward Racing Team BRA	
		Runs=1	Total laps=4	Full laps=2				
1	2'16.417	38.362	16.385	29.671	24.088	244.3		
2	1'41.654	33.656	15.777	28.803	23.418	247.7		
3	1'41.105	33.404	15.583	28.768	23.350	247.2		
	unfinished	33.091	15.434			248.9		

31st 18		Xavi CARDELUS					Team Stylobike AND	
		Runs=3	Total laps=22	Full laps=13				
1	1'48.286	43.342	16.178	29.858	24.211	248.5		
2	1'42.453	33.593	15.810	29.220	23.830	248.9		
3	1'41.876	33.563	15.587	29.100	23.626	254.4		
4	1'47.098	33.479	15.629	32.575	25.415	250.4		
5	1'41.893	33.291	15.567	29.137	23.898	253.0		
6	1'42.761	33.353	15.705	29.409	24.294	254.4		
7	1'41.783 *	33.433	15.593	29.108	23.649*	253.5		
8	1'54.870 P	34.386	16.403	29.898	34.183			
9	5'44.453	35.189	16.237	30.433	24.324	249.7		
10	1'42.337	33.445	15.711	29.166	24.015	251.1		
11	1'53.762	34.640	16.766	31.441	30.915	248.2		
12	1'42.566 *	33.464	15.606	29.581	23.915*	250.5		
13	1'42.548 *	33.562	15.727	29.170	24.089*	254.4		
14	1'41.779	33.461	15.505	28.980	23.833	252.8		
15	1'51.057	38.545	16.182	29.824	26.506	252.9		
16	1'41.851	33.395	15.554	29.076	23.826	255.3		
17	2'00.419 P	37.441	19.185	29.992	33.801	197.0		
18	4'16.153 *	38.205	16.355	30.526	24.780*	251.7		
19	1'41.936	33.114	15.589	29.563	23.670	253.8		
20	1'42.822	33.317	15.740	30.369	23.396	253.3		
21	1'41.231	33.084	15.558	29.099	23.490	254.5		
22	1'43.432 *	33.441*	15.538	30.433	24.012	254.5		

32nd 21		Federico FULIGNI					Tasca Racing Scuderi ITA	
		Runs=3	Total laps=19	Full laps=13				
1	2'13.827 *	35.345	16.656	30.196	24.761*	239.0		
2	1'43.952	34.431	16.151	29.305	24.065	247.8		
3	1'42.518	33.974	15.579	29.102	23.863	249.8		
4	1'43.413	33.697	15.640	30.285	23.791	249.1		
5	1'41.985 *	33.399	15.707	29.105	23.774*	249.9		
6	1'44.817	33.795	16.191	30.918	23.913	250.5		
7	1'55.112 P	33.661	15.577	31.276	34.598	248.1		
8	11'03.764	37.852	17.909	30.123	23.938	180.6		
9	1'58.975	34.125	15.998	41.027	27.825	249.4		
10	1'42.702	33.617	15.760	29.525	23.800	248.7		
11	1'54.827 P	33.551	19.170*	30.522	31.584	248.0		
12	4'59.180	34.679	16.392	30.028	23.794	243.7		
13	1'42.480	33.752	15.727	29.407	23.594	248.7		
14	1'42.408	33.771	15.765	29.284	23.588	248.7		
15	1'42.183	33.509	15.662	29.274	23.738	250.3		
16	1'44.925	33.647	18.200	29.349	23.729	180.4		
17	1'41.936	33.456	15.641	29.313	23.526	248.8		
18	1'42.024	33.423	15.615	29.297	23.689	248.0		

Fastest Lap: Francesco BAGNAIA SKY Racing Team VR ITA **1'37.930** 32.118 15.104 28.173 22.535

These data/results cannot be reproduced, stored and/or transmitted in whole or in part by any manner of electronic, mechanical, photocopying, recording, broadcasting or otherwise now known or herein after developed without the previous express consent by the copyright owner, except for reproduction in daily press and regular printed publications on sale to the public within 60 days of the event related to those data/results and always provided that copyright symbol appears together as follows below.
© DORNA, 2018

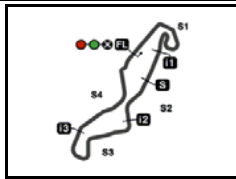
Official MotoGP Timing by TISSOT
www.motogp.com

Assen, Saturday, June 30, 2018

Page 7 of 7

moto2





4542 m.

MOTUL TT ASSEN

Free Practice Nr. 3

Best Partial Times


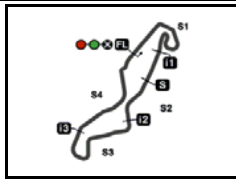
Moto2™

IT Ideal Lap Time, sum of the best partial times*BT* Best Lap Time

<i>T1</i>		<i>T2</i>		<i>T3</i>		<i>T4</i>				<i>IT</i>	<i>BT</i>	
<i>Pos</i>	<i>Rider</i>	<i>Time</i>	<i>Rider</i>	<i>Time</i>	<i>Rider</i>	<i>Time</i>	<i>Rider</i>	<i>Time</i>	<i>Pos</i>	<i>Rider</i>	<i>IT</i>	<i>BT</i>
1	F.BAGNAIA	32.118	A.MARQUEZ	14.980	R.FENATI	28.066	M.PASINI	22.506	1	F.BAGNAIA	1'37.892	1'37.930 (1)
2	J.NAVARRO	32.151	R.FENATI	15.039	J.NAVARRO	28.134	F.BAGNAIA	22.535	2	R.FENATI	1'37.961	1'38.005 (2)
3	R.FENATI	32.167	D.KENT	15.058	F.BAGNAIA	28.135	A.LOCATELLI	22.556	3	J.NAVARRO	1'38.143	1'38.287 (3)
4	X.VIERGE	32.199	L.BALDASSARRI	15.064	L.BALDASSARRI	28.160	J.MIR	22.557	4	M.PASINI	1'38.149	1'38.319 (5)
5	M.SCHROTTER	32.242	A.LOCATELLI	15.071	D.KENT	28.171	M.SCHROTTER	22.595	5	S.LOWES	1'38.179	1'38.312 (4)
6	A.MARQUEZ	32.281	S.CORSI	15.090	S.LOWES	28.184	S.LOWES	22.604	6	A.MARQUEZ	1'38.187	1'38.320 (6)
7	S.LOWES	32.291	N.TUULI	15.099	M.PASINI	28.209	B.BINDER	22.621	7	L.BALDASSAR	1'38.224	1'38.378 (8)
8	L.BALDASSARRI	32.293	S.LOWES	15.100	F.QUARTARARO	28.210	S.CORSI	22.622	8	X.VIERGE	1'38.243	1'38.642 (13)
9	F.QUARTARARO	32.314	F.BAGNAIA	15.104	X.VIERGE	28.217	J.NAVARRO	22.645	9	M.SCHROTTE	1'38.252	1'38.332 (7)
10	M.PASINI	32.320	L.MARINI	15.110	S.CORSI	28.226	F.QUARTARARO	22.655	10	F.QUARTARAR	1'38.291	1'38.400 (10)
11	M.OLIVEIRA	32.326	F.QUARTARARO	15.112	I.LECUONA	28.235	M.OLIVEIRA	22.677	11	J.MIR	1'38.353	1'38.655 (14)
12	L.MARINI	32.337	M.PASINI	15.114	I.VIÑALES	28.240	A.MARQUEZ	22.678	12	A.LOCATELLI	1'38.360	1'38.396 (9)
13	J.MIR	32.347	J.MIR	15.118	A.MARQUEZ	28.248	R.FENATI	22.689	13	S.CORSI	1'38.414	1'38.486 (11)
14	A.FERNANDEZ	32.357	D.AEGERTER	15.124	K.PAWI	28.257	X.VIERGE	22.699	14	D.KENT	1'38.420	1'38.607 (12)
15	B.BENDSNEYDE	32.361	X.VIERGE	15.128	A.FERNANDEZ	28.263	L.BALDASSARRI	22.707	15	M.OLIVEIRA	1'38.505	1'38.770 (19)
16	B.BINDER	32.366	M.SCHROTTER	15.149	M.SCHROTTER	28.266	S.ODENDAAL	22.713	16	L.MARINI	1'38.525	1'38.677 (16)
17	I.LECUONA	32.367	B.BINDER	15.159	M.OLIVEIRA	28.275	D.AEGERTER	22.715	17	B.BINDER	1'38.561	1'39.013 (21)
18	S.MANZI	32.389	I.LECUONA	15.176	A.LOCATELLI	28.276	D.KENT	22.716	18	I.LECUONA	1'38.590	1'38.795 (20)
19	I.VIÑALES	32.396	K.PAWI	15.176	L.MARINI	28.295	K.PAWI	22.723	19	K.PAWI	1'38.668	1'38.668 (15)
20	D.AEGERTER	32.409	R.GARDNER	15.211	B.BENDSNEYDE	28.297	L.MARINI	22.783	20	D.AEGERTER	1'38.695	1'38.768 (18)
21	A.LOCATELLI	32.457	J.NAVARRO	15.213	S.ODENDAAL	28.311	N.TUULI	22.804	21	I.VIÑALES	1'38.735	1'38.765 (17)
22	D.KENT	32.475	M.OLIVEIRA	15.227	J.MIR	28.331	I.LECUONA	22.812	22	B.BENDSNEY	1'38.813	1'39.029 (24)
23	S.CORSI	32.476	S.ODENDAAL	15.228	R.GARDNER	28.369	R.GARDNER	22.815	23	A.FERNANDEZ	1'38.838	1'39.017 (22)
24	R.GARDNER	32.508	J.ROBERTS	15.235	B.BINDER	28.415	I.VIÑALES	22.818	24	S.ODENDAAL	1'38.864	1'39.064 (25)

These data/results cannot be reproduced, stored and/or transmitted in whole or in part by any manner of electronic, mechanical, photocopying, recording, broadcasting or otherwise now known or herein after developed without the previous express consent by the copyright owner, except for reproduction in daily press and regular printed publications on sale to the public within 60 days of the event related to those data/results and always provided that copyright symbol appears together as follows below.
© DORNA, 2018

TT Circuit Assen

Results and timing service provided by  **TISSOT**

4542 m.

MOTUL TT ASSEN

Free Practice Nr. 3

Best Partial Times

Moto2™

IT Ideal Lap Time, sum of the best partial times*BT* Best Lap Time

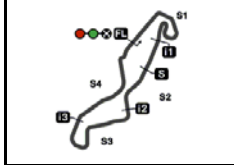
<i>T1</i>		<i>T2</i>		<i>T3</i>		<i>T4</i>				<i>IT</i>	<i>BT</i>	
<i>Pos</i>	<i>Rider</i>	<i>Time</i>	<i>Rider</i>	<i>Time</i>	<i>Rider</i>	<i>Time</i>	<i>Rider</i>	<i>Time</i>	<i>Pos</i>	<i>Rider</i>	<i>IT</i>	<i>BT</i>
25	K.PAWI	32.512	I.VIÑALES	15.281	D.AEGERTER	28.447	B.BENDSNEYDE	22.824	25	R.GARDNER	1'38.903	1'39.025 (23)
26	N.TUULI	32.525	S.MANZI	15.285	J.ROBERTS	28.464	A.FERNANDEZ	22.919	26	N.TUULI	1'38.918	1'39.116 (26)
27	S.ODENDAAL	32.612	A.FERNANDEZ	15.299	N.TUULI	28.490	S.MANZI	23.045	27	S.MANZI	1'39.406	1'39.976 (28)
28	J.DANILO	32.809	B.BENDSNEYDE	15.331	S.MANZI	28.687	J.ROBERTS	23.163	28	J.ROBERTS	1'39.886	1'39.912 (27)
29	J.ROBERTS	33.024	J.DANILO	15.379	E.GRANADO	28.768	E.GRANADO	23.350	29	J.DANILO	1'40.443	1'40.759 (29)
30	X.CARDELUS	33.084	E.GRANADO	15.434	J.DANILO	28.886	J.DANILO	23.369	30	E.GRANADO	1'40.643	1'41.105 (30)
31	E.GRANADO	33.091	X.CARDELUS	15.505	X.CARDELUS	28.980	X.CARDELUS	23.396	31	X.CARDELUS	1'40.965	1'41.231 (31)
32	F.FULIGNI	33.399	F.FULIGNI	15.577	F.FULIGNI	29.102	F.FULIGNI	23.526	32	F.FULIGNI	1'41.604	1'41.936 (32)

These data/results cannot be reproduced, stored and/or transmitted in whole or in part by any manner of electronic, mechanical, photocopying, recording, broadcasting or otherwise now known or herein after developed without the previous express consent by the copyright owner, except for reproduction in daily press and regular printed publications on sale to the public within 60 days of the event related to those data/results and always provided that copyright symbol appears together as follows below.

© DORNA, 2018

Official MotoGP Timing by **TISSOT**
www.motogp.com






4542 m.

MOTUL TT ASSEN

Free Practice Nr. 3

Fastest Laps Sequence

<i>Practice Time</i>	 <i>Rider</i>	<i>Nation</i>	<i>Motorcycle</i>	<i>Time</i>	<i>Km/h</i>	<i>Rider's Lap</i>
3'23.913	42 Francesco BAGNAIA	ITA	KALEX	1'39.932	163.6	2
3'24.900	5 Andrea LOCATELLI	ITA	KALEX	1'39.699	164.0	2
3'26.759	10 Luca MARINI	ITA	KALEX	1'39.690	164.0	2
3'32.041	13 Romano FENATI	ITA	KALEX	1'39.337	164.6	2
5'04.180	5 Andrea LOCATELLI	ITA	KALEX	1'39.280	164.6	3
5'05.775	10 Luca MARINI	ITA	KALEX	1'39.016	165.1	3
5'34.438	36 Joan MIR	SPA	KALEX	1'38.958	165.2	3
6'41.825	42 Francesco BAGNAIA	ITA	KALEX	1'38.633	165.7	4
6'49.451	13 Romano FENATI	ITA	KALEX	1'38.005	166.8	4
40'52.918	42 Francesco BAGNAIA	ITA	KALEX	1'37.930	166.9	17

These data/results cannot be reproduced, stored and/or transmitted in whole or in part by any manner of electronic, mechanical, photocopying, recording, broadcasting or otherwise now known or herein after developed without the previous express consent by the copyright owner, except for reproduction in daily press and regular printed publications on sale to the public within 60 days of the event related to those data/results and always provided that copyright symbol appears together as follows below.

© DORNA, 2018

Official MotoGP Timing by TISSOT
www.motogp.com

Assen, Saturday, June 30, 2018

