


4542 m.

MOTUL TT ASSEN

Free Practice Nr. 4

Classification

14

	Rider	Nation	Team	Motorcycle	Time	Lap Total	Gap	Top Speed
1	93 Marc MARQUEZ	SPA	Repsol Honda Team	HONDA	1'33.954	15 17		311.3
2	29 Andrea IANNONE	ITA	Team SUZUKI ECSTAR	SUZUKI	1'34.011	7 15	0.057 0.057	308.2
3	4 Andrea DOVIZIOSO	ITA	Ducati Team	DUCATI	1'34.224	7 15	0.270 0.213	313.4
4	25 Maverick VIÑALES	SPA	Movistar Yamaha MotoGP	YAMAHA	1'34.277	13 16	0.323 0.053	309.4
5	35 Cal CRUTCHLOW	GBR	LCR Honda CASTROL	HONDA	1'34.289	10 16	0.335 0.012	311.8
6	42 Alex RINS	SPA	Team SUZUKI ECSTAR	SUZUKI	1'34.349	13 15	0.395 0.060	307.1
7	30 Takaaki NAKAGAMI	JPN	LCR Honda IDEMITSU	HONDA	1'34.584	14 17	0.630 0.235	305.5
8	9 Danilo PETRUCCI	ITA	Alma Pramac Racing	DUCATI	1'34.663	12 18	0.709 0.079	309.1
9	5 Johann ZARCO	FRA	Monster Yamaha Tech 3	YAMAHA	1'34.791	13 13	0.837 0.128	305.3
10	99 Jorge LORENZO	SPA	Ducati Team	DUCATI	1'34.854	9 14	0.900 0.063	311.0
11	46 Valentino ROSSI	ITA	Movistar Yamaha MotoGP	YAMAHA	1'34.866	5 12	0.912 0.012	306.7
12	55 Hafizh SYAHRIN	MAL	Monster Yamaha Tech 3	YAMAHA	1'34.915	5 12	0.961 0.049	304.7
13	44 Po ESPARGARO	SPA	Red Bull KTM Factory Racing	KTM	1'35.061	11 14	1.107 0.146	311.8
14	53 Tito RABAT	SPA	Reale Avintia Racing	DUCATI	1'35.106	14 17	1.152 0.045	303.6
15	26 Dani PEDROSA	SPA	Repsol Honda Team	HONDA	1'35.154	12 16	1.200 0.048	307.9
16	43 Jack MILLER	AUS	Alma Pramac Racing	DUCATI	1'35.195	4 13	1.241 0.041	307.6
17	45 Scott REDDING	GBR	Aprilia Racing Team Gresini	APRILIA	1'35.276	4 13	1.322 0.081	305.7
18	19 Alvaro BAUTISTA	SPA	Angel Nieto Team	DUCATI	1'35.322	12 12	1.368 0.046	308.2
19	17 Karel ABRAHAM	CZE	Angel Nieto Team	DUCATI	1'35.322	4 11	1.368	306.6
20	38 Bradley SMITH	GBR	Red Bull KTM Factory Racing	KTM	1'35.560	12 13	1.606 0.238	306.9
21	41 Aleix ESPARGARO	SPA	Aprilia Racing Team Gresini	APRILIA	1'35.586	6 8	1.632 0.026	305.4
22	12 Thomas LUTHI	SWI	EG 0,0 Marc VDS	HONDA	1'36.000	14 15	2.046 0.414	304.5
23	10 Xavier SIMEON	BEL	Reale Avintia Racing	DUCATI	1'36.180	14 14	2.226 0.180	305.8
Not classified								
	21 Franco MORBIDELLI	ITA	EG 0,0 Marc VDS	HONDA				

Practice condition: Dry

Air: 25°

Humidity: 30%

Ground: 41°

Fastest Lap:	Lap: 15	Marc MARQUEZ	1'33.954	174 Km/h
Circuit Record Lap:	2015	Marc MARQUEZ	1'33.617	174.6 Km/h
Circuit Best Lap:	2015	Valentino ROSSI	1'32.627	176.5 Km/h

The results are provisional until the end of the limit for protest and appeals.

Time limit for protest expires 30' after publication of the results - Time:

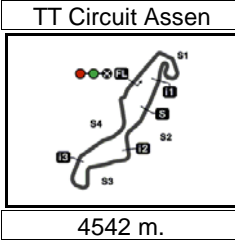
These data/results cannot be reproduced, stored and/or transmitted in whole or in part by any manner of electronic, mechanical, photocopying, recording, broadcasting or otherwise now known or herein after developed without the previous express consent by the copyright owner, except for reproduction in daily press and regular printed publications on sale to the public within 60 days of the event related to those data/results and always provided that copyright symbol appears together as follows below.

© DORNA, 2018

Official MotoGP Timing by TISSOT
www.motogp.com

Assen, Saturday, June 30, 2018



**MOTUL TT ASSEN****Free Practice Nr. 4****Top Speed & Average****15**

Rider	Nation	Motorcycle	Top 5 speeds					Average	Top
4 Andrea DOVIZIOSO	ITA	DUCATI	313.4	313.3	312.4	312.3	311.9	312.7	313.4
35 Cal CRUTCHLOW	GBR	HONDA	311.8	311.5	311.1	310.8	310.7	311.1	311.8
44 Pol ESPARGARO	SPA	KTM	311.8	311.2	311.0	310.8	310.7	311.1	311.8
93 Marc MARQUEZ	SPA	HONDA	311.3	311.2	310.6	310.2	309.6	310.4	311.3
99 Jorge LORENZO	SPA	DUCATI	311.0	310.7	309.9	309.8	309.1	310.1	311.0
25 Maverick VIÑALES	SPA	YAMAHA	309.4	309.1	308.9	308.4	308.3	308.8	309.4
9 Daniilo PETRUCCI	ITA	DUCATI	309.1	308.1	308.1	307.2	307.2	307.8	309.1
19 Alvaro BAUTISTA	SPA	DUCATI	308.2	306.9	306.9	306.6	306.4	307.0	308.2
29 Andrea IANNONE	ITA	SUZUKI	308.2	307.8	307.6	307.6	306.6	307.6	308.2
26 Dani PEDROSA	SPA	HONDA	307.9	307.2	305.9	305.6	304.0	306.1	307.9
43 Jack MILLER	AUS	DUCATI	307.6	307.2	306.9	305.7	304.9	306.5	307.6
42 Alex RINS	SPA	SUZUKI	307.1	306.8	306.2	306.0	305.9	306.4	307.1
38 Bradley SMITH	GBR	KTM	306.9	306.9	306.2	305.6	305.0	306.1	306.9
46 Valentino ROSSI	ITA	YAMAHA	306.7	305.6	304.9	304.3	304.0	305.1	306.7
17 Karel ABRAHAM	CZE	DUCATI	306.6	305.9	305.5	305.0	304.5	305.5	306.6
10 Xavier SIMEON	BEL	DUCATI	305.8	304.3	303.8	303.7	303.7	304.3	305.8
45 Scott REDDING	GBR	APRILIA	305.7	304.3	303.7	303.7	303.3	304.1	305.7
30 Takaaki NAKAGAMI	JPN	HONDA	305.5	303.7	303.7	303.6	303.5	303.9	305.5
41 Aleix ESPARGARO	SPA	APRILIA	305.4	303.9	303.0	298.2	295.0	301.1	305.4
5 Johann ZARCO	FRA	YAMAHA	305.3	305.0	304.9	304.4	304.3	304.8	305.3
55 Hafizh SYAHRIN	MAL	YAMAHA	304.7	304.4	303.4	302.0	299.5	302.8	304.7
12 Thomas LUTHI	SWI	HONDA	304.5	303.3	301.4	300.0	299.9	301.8	304.5
53 Tito RABAT	SPA	DUCATI	303.6	303.2	302.4	302.3	302.0	302.7	303.6

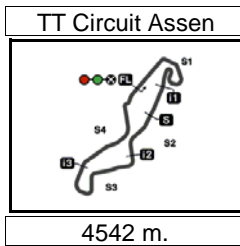
These data/results cannot be reproduced, stored and/or transmitted in whole or in part by any manner of electronic, mechanical, photocopying, recording, broadcasting or otherwise now known or herein after developed without the previous express consent by the copyright owner, except for reproduction in daily press and regular printed publications on sale to the public within 60 days of the event related to those data/results and always provided that copyright symbol appears together as follows below.

© DORNA, 2018

Official MotoGP Timing by **TISSOT**
www.motogp.com



Assen, Saturday, June 30, 2018



Results and timing service provided by TISSOT

MotoGP™

MOTUL TT ASSEN
Free Practice Nr. 4

Chronological Analysis of Performances

16

* Lap / Sector time cancelled T1 Time from finish line to 1st intermediate T3 Time from 2nd intermed. to 3rd intermed.
P Crossing the finish line in pit lane T2 Time from 1st intermed. to 2nd intermed. T4 Time from 3rd intermediate to finish line
**Tyre data subject to further updates

Lap	Lap Time	T1	T2	T3	T4	Speed	Lap	Lap Time	T1	T2	T3	T4	Speed	
1st	93	Marc MARQUEZ HONDA SPA						Run # 3	Front Tyre Slick-Medium Rear Tyre Slick-Hard					
		Repsol Honda Team							17 Laps at start					13 Laps at start
		Runs=2	Total laps=17	Full laps=14			14	4'03.805	30.268	14.563	29.178	37.409	303.6	
							15	1'35.370	31.371	14.173	27.602	22.224	306.2	
Run # 1	Front Tyre	Slick-Hard	Rear Tyre	Slick-Medium	New Tyre									
1	1'46.832	31.958	15.250	29.264	22.852	285.8								
2	1'35.922	31.444	14.337	27.697	22.444	305.4								
3	1'36.749	31.323	14.364	28.778	22.284	299.4								
4	1'34.333	31.002	14.133	27.440	21.758	309.6								
5	1'34.061	30.839	14.152	27.437	21.633	310.6								
6	1'34.100	30.912	14.090	27.486	21.612	310.2								
7	1'34.034	30.912	14.088	27.419	21.615	311.2								
8	1'34.120	30.981	14.049	27.476	21.614	311.3								
9	1'45.922 P	32.879	15.166	28.477	29.400	281.1								
Run # 2	Front Tyre	Slick-Medium	Rear Tyre	Slick-Soft	New Tyre									
		6 Laps at start			6 Laps at start									
10	5'08.142	33.137	15.041	28.884	23.042	296.7								
11	1'36.357	31.724	14.531	27.922	22.180	308.5								
12	1'34.239	31.000	14.092	27.407	21.740	309.6								
13	1'34.411	30.941	14.320	27.512	21.638	307.5								
14	1'34.107	30.858	14.170	27.457	21.622	308.3								
15	1'33.954	30.818	14.078	27.317	21.741	308.9								
16	1'34.178	30.857	14.140	27.478	21.703	308.7								
17	1'34.687	30.895	14.090	27.506	22.196	308.6								
2nd	29	Andrea IANNONE SUZUKI ITA						Run # 1	Front Tyre Slick-Medium Rear Tyre Slick-Hard					
		Team SUZUKI ECSTAR							4 Laps at start					New Tyre
		Runs=3	Total laps=15	Full laps=9			1	2'23.561	35.327	15.939	38.196	25.135	274.5	
							2	1'36.792	31.754	14.618	27.824	22.596	307.6	
							3	1'34.795	31.281	14.099	27.465	21.950	307.8	
							4	1'46.805 *	37.158*	14.555	30.883	24.209	294.6	
							5	1'35.042	31.036	14.158	27.289	22.559	306.2	
							6	1'34.882	31.214	14.055	27.736	21.877	305.8	
							7	1'34.011	30.893	13.988	27.215	21.915	308.2	
							8	1'44.147 P	30.917	15.206	29.088	28.936	307.6	
Run # 2	Front Tyre	Slick-Medium	Rear Tyre	Slick-Hard	New Tyre									
		12 Laps at start			8 Laps at start									
9	4'04.198	32.209	14.781	28.979	26.665	298.0								
10	1'35.821	31.626	14.276	27.827	22.092	304.9								
11	1'35.046	31.165	14.092	27.586	22.203	306.4								
12	1'34.995	30.968	14.066	27.515	22.446	306.6								
13	1'43.691 P	32.003	14.504	28.222	28.962	301.3								
3rd	4	Andrea DOVIZIOSO DUCATI ITA						Run # 1	Front Tyre Slick-Medium Rear Tyre Slick-Hard					
		Ducati Team							New Tyre					New Tyre
		Runs=2	Total laps=15	Full laps=10			1	2'21.730	34.441	15.895	35.498	24.104	280.0	
							2	1'39.189	33.356	14.958	28.269	22.606	309.8	
							3	1'35.221	31.361	14.116	27.543	22.201	313.3	
							4	1'45.315	37.924	15.480	28.892	23.019	277.7	
							5	1'34.933	31.094	14.203	27.585	22.051	310.7	
							6	1'34.413	30.876	14.123	27.427	21.987	311.5	
							7	1'34.224	30.792	14.095	27.423	21.914	312.3	
							8	1'34.043 *	30.859	13.992	27.335*	21.857	311.9	
							9	1'47.546 P	33.634	15.134	29.259	29.519	289.0	
Run # 2	Front Tyre	Slick-Medium	Rear Tyre	Slick-Hard	New Tyre									
		9 Laps at start			9 Laps at start									
10	8'07.972	32.688	15.817	30.424	22.720	294.1								
11	1'36.926	31.421	15.088	28.327	22.090	309.6								
12	1'35.983	31.196	14.347	28.110	22.330	312.4								
13	1'35.400	31.083	14.182	27.676	22.459	313.4								
14	1'36.235	31.097	14.463	28.178	22.497	301.8								
15	1'48.893 P	33.933	14.924	29.251	30.785	291.0								
4th	25	Maverick VIÑALES YAMAHA SPA						Run # 1	Front Tyre Slick-Soft Rear Tyre Slick-Soft					
		Movistar Yamaha MotoGP							6 Laps at start					New Tyre
		Runs=3	Total laps=16	Full laps=10			1	2'00.904	32.520	14.899	28.432	22.626	295.0	
							2	1'37.370	32.157	14.702	28.064	22.447	276.9	
							3	1'35.684	31.321	14.314	27.873	22.176	297.1	
							4	1'34.859 *	31.212	14.223	27.509	21.915*	307.6	
							5	1'42.796 P	31.110	14.179	27.447	30.060	306.1	
Run # 2	Front Tyre	Slick-Soft	Rear Tyre	Slick-Soft	New Tyre									
		11 Laps at start			5 Laps at start									
6	4'37.172	31.361	14.573	27.898	21.973	300.0								
7	1'35.312	31.236	14.137	27.610	22.329	308.9								
8	1'34.917	31.318	14.258	27.462	21.879	307.8								
9	1'34.382	31.052	14.165	27.370	21.795	307.9								
10	1'44.028 P	31.917	14.555	27.870	29.686	301.2								

Fastest Lap: Marc MARQUEZ Repsol Honda Team SPA 1'33.954 30.818 14.078 27.317 21.741

These data/results cannot be reproduced, stored and/or transmitted in whole or in part by any manner of electronic, mechanical, photocopying, recording, broadcasting or otherwise now known or herein after developed without the previous express consent by the copyright owner, except for reproduction in daily press and regular printed publications on sale to the public within 60 days of the event related to those data/results and always provided that copyright symbol appears together as follows below.
© DORNA, 2018



Free Practice Nr. 4

MotoGP

Lap	Lap Time	T1	T2	T3	T4	Speed	Lap	Lap Time	T1	T2	T3	T4	Speed							
Run # 3	Front Tyre Slick-Soft		Rear Tyre Slick-Medium		New Tyre		7th	30	Takaaki NAKAGAMI		HONDA		JPN							
LCR Honda IDEMITSU																				
Runs=2 Total laps=17 Full laps=11																				
16 Laps at start																				
11	3'38.271	32.721	14.565	27.889	21.875	301.8	Run # 1	Front Tyre Slick-Medium		Rear Tyre Slick-Hard		New Tyre								
12	1'34.680	30.944	14.400	27.529	21.807	308.4	4 Laps at start													
13	1'34.277	31.011	14.184	27.336	21.746	306.8	1	2'00.177	34.499	16.422	31.939	25.327	266.6							
14	1'34.340	30.927	14.126	27.401	21.886	309.4	2	1'39.571	32.594	14.614	29.484	22.879	302.6							
15	1'36.060	31.711	14.160	27.551	22.638	309.1	3	1'36.035	31.697	14.435	27.878	22.025	302.9							
16	1'34.805	30.961	14.087	27.523	22.234	308.3	4	1'41.075 *	36.353 *	14.559	27.906	22.257	300.2							
5th	35	Cal CRUTCHLOW		HONDA		GBR	LCR Honda CASTROL													
Runs=2 Total laps=16 Full laps=13																				
Run # 1	Front Tyre Slick-Hard		Rear Tyre Slick-Hard		New Tyre		Run # 2	Front Tyre Slick-Medium		Rear Tyre Slick-Soft		New Tyre								
5 Laps at start																				
1	2'06.104	31.655	15.280	29.562	23.313	285.7	15 Laps at start													
2	1'37.771	32.198	14.736	28.185	22.652	302.4	12	4'55.936	36.011	17.233	30.405	23.025	211.3							
3	1'35.746	31.450	14.388	27.733	22.175	306.1	13	1'36.338	31.493	14.759	28.042	22.044	302.6							
4	1'35.147	31.283	14.350	27.513	22.001	308.1	14	1'34.584	31.094	14.185	27.368	21.937	303.7							
5	1'34.629	31.080	14.180	27.481	21.888	311.5	15	1'36.270	31.298	14.402	28.161	22.409	303.5							
6	1'34.878	31.004	14.218	27.618	22.038	310.3	16	1'34.648	31.077	14.110	27.578	21.883	302.7							
7	1'49.083 P	31.012	14.213	33.358	30.500	308.3	17	1'49.779 P	33.734	14.539	28.902	32.604	300.5							
Run # 2	Front Tyre Slick-Medium		Rear Tyre Slick-Soft		New Tyre		Run # 2	Front Tyre Slick-Medium		Rear Tyre Slick-Soft		New Tyre								
5 Laps at start																				
8	6'41.171	32.096	14.990	28.751	22.345	296.1	20 Laps at start													
9	1'34.846	31.255	14.253	27.455	21.883	309.7	1	1'45.324	35.025	15.624	29.182	22.600	299.0							
10	1'34.289	30.898	14.140	27.423	21.828	310.8	2	1'37.075	31.915	14.533	28.139	22.488	304.8							
11	1'34.931	31.076	14.173	27.462	22.220	310.7	3	1'37.539	31.542	14.370	28.822	22.805	307.2							
12	1'40.322	31.071	15.160	31.950	22.141	309.9	4	1'35.305	31.287	14.280	27.753	21.985	309.1							
13	1'34.523	30.986	14.180	27.457	21.900	311.1	5	1'44.041 P	31.290	14.259	28.806	29.686	308.1							
14	1'34.633	31.021	14.173	27.513	21.926	311.8	Run # 2	Front Tyre Slick-Medium		Rear Tyre Slick-Soft		New Tyre								
15	1'43.338	38.132	14.494	28.344	22.368	301.4	5 Laps at start													
16	1'34.462	30.877	14.128	27.387	22.070	310.7	6	3'55.114	34.933	14.904	27.976	22.080	301.8							
6th	42	Alex RINS		SUZUKI		SPA	Team SUZUKI ECSTAR													
Runs=2 Total laps=15 Full laps=10																				
Run # 1	Front Tyre Slick-Soft		Rear Tyre Slick-Soft		New Tyre		Run # 2	Front Tyre Slick-Medium		Rear Tyre Slick-Soft		New Tyre								
3 Laps at start																				
1	2'22.871	32.105	15.063	29.528	23.323	293.9	6	3'55.114	34.933	14.904	27.976	22.080	301.8							
2	1'37.007	31.831	14.404	27.817	22.955	304.9	7	1'34.934	31.179	14.255	27.496	22.004	306.8							
3	1'34.994	31.246	14.213	27.521	22.014	305.4	8	1'36.610	31.923	14.404	27.549	22.734	306.2							
4	1'49.669 *	36.802 *	16.825	31.381	24.661	264.1	9	1'34.909	31.171	14.251	27.502	21.985	306.9							
5	1'35.111	31.150	14.258	27.548	22.155	305.6	10	1'37.122	32.914	14.451	27.768	21.989	300.1							
6	1'34.547	30.966	14.205	27.412	21.964	306.0	11	1'34.758 *	31.197	14.181	27.529	21.851 *	306.9							
7	1'34.749	31.019	14.180	27.410	22.140	306.8	12	1'34.663	31.149	14.248	27.495	21.771	307.2							
8	1'46.351 P	32.926	14.600	28.450	30.375	297.4	13	1'34.951	31.123	14.168	27.556	22.104	308.1							
Run # 2	Front Tyre Slick-Medium		Rear Tyre Slick-Hard		New Tyre		14	1'35.093 *	31.163	14.333	27.709	21.888 *	306.9							
5 Laps at start																				
9	6'07.028	32.524	14.995	28.527	22.851	296.7	15	1'35.224	31.174	14.339	27.612	22.099	307.2							
10	1'34.708	31.220	14.216	27.383	21.889	305.7	16	1'45.813	34.969	14.432	28.010	28.402	307.1							
11	1'34.921	30.900	14.283	27.444	22.294	303.7	17	1'40.887	32.864	15.313	30.306	22.404	282.5							
12	1'34.447	30.863	14.170	27.420	21.994	306.2	18	1'47.394 P	31.432	14.295	30.292	31.375	306.1							
13	1'34.349	30.988	14.256	27.286	21.819	305.9														
14	1'44.587	39.485	14.673	28.032	22.397	301.9														
15	1'43.951 P	31.030	14.129	27.391	31.401	307.1														

Fastest Lap: Marc MARQUEZ Repsol Honda Team SPA **1'33.954** 30.818 14.078 27.317 21.741

These data/results cannot be reproduced, stored and/or transmitted in whole or in part by any manner of electronic, mechanical, photocopying, recording, broadcasting or otherwise now known or herein after developed without the previous express consent by the copyright owner, except for reproduction in daily press and regular printed publications on sale to the public within 60 days of the event related to those data/results and always provided that copyright symbol appears together as follows below.
© DORNA, 2018

Official MotoGP Timing by TISSOT
www.motogp.com

Assen, Saturday, June 30, 2018

Page 2 of 5



Free Practice Nr. 4

MotoGP

Lap	Lap Time	T1	T2	T3	T4	Speed	Lap	Lap Time	T1	T2	T3	T4	Speed
9th	5	Johann ZARCO				YAMAHA	FRA	Run # 2	Front Tyre	Slick-Hard	Rear Tyre	Slick-Medium	New Tyre
Monster Yamaha Tech 3													
Runs=3			Total laps=13			Full laps=8							
Run # 1	Front Tyre	Slick-Medium		Rear Tyre	Slick-Soft								
		13 Laps at start			6 Laps at start								
1	3'27.339	33.706	14.955	28.506	22.794	288.9	6	1'39.235	31.990	15.322	28.851	23.072	289.0
2	1'36.006	31.697	14.286	27.739	22.284	304.3	7	1'37.012	31.892	14.807	27.853	22.460	295.3
3	1'43.957 P	31.346	14.432	27.801	30.378	301.1	8	1'35.826	31.267	14.544	27.685	22.330	303.0
Run # 2	Front Tyre	Slick-Medium		Rear Tyre	Slick-Soft								
		16 Laps at start			9 Laps at start								
4	8'02.204	31.362	14.657	28.313	22.612	294.7	9	1'35.535	31.215	14.490	27.648	22.182	301.5
5	1'35.923	31.493	14.554	27.608	22.268	301.9	10	1'35.624	31.272	14.513	27.703	22.136	302.7
6	1'35.538	31.353	14.416	27.526	22.243	305.3	11	1'35.516	31.182	14.465	27.696	22.173	303.1
7	1'35.709	31.472	14.393	27.670	22.174	304.4	12	1'35.200	31.077	14.354	27.548	22.221	303.2
8	1'35.518	31.349	14.391	27.594	22.184	305.0							
9	1'35.647	31.349	14.421	27.667	22.210	304.9							
10	1'50.972 P	36.016	15.262	29.103	30.591	289.8							
Run # 3	Front Tyre	Slick-Medium		Rear Tyre	Slick-Medium								
		23 Laps at start			New Tyre								
11	3'21.941	30.525	15.235	27.863	22.390	281.2							
12	1'35.044	31.249	14.290	27.375	22.130	304.1							
13	1'34.791	30.956	14.398	27.380	22.057	302.0							
10th	99	Jorge LORENZO				DUCATI	SPA						
Ducati Team													
Runs=2			Total laps=14			Full laps=11							
Run # 1	Front Tyre	Slick-Medium		Rear Tyre	Slick-Soft								
		New Tyre			5 Laps at start								
1	3'01.934	30.302	14.943	28.462	22.638	299.6							
2	1'35.266	31.293	14.196	27.618	22.159	308.8							
3	1'35.013	31.118	14.127	27.627	22.141	308.4							
4	1'35.013	31.189	14.089	27.625	22.110	308.4							
5	1'35.011	31.160	14.137	27.602	22.112	309.9							
6	1'35.125	31.052	14.138	27.836	22.099	309.8							
7	1'45.804 P	33.592	14.381	28.337	29.494	306.0							
Run # 2	Front Tyre	Slick-Soft		Rear Tyre	Slick-Soft								
		5 Laps at start			12 Laps at start								
8	8'15.915	29.489	14.450	27.838	21.996	306.8							
9	1'34.854	31.029	14.131	27.517	22.177	309.1							
10	1'35.051	31.102	14.173	27.709	22.067	311.0							
11	1'39.954	32.948	14.476	30.338	22.192	306.2							
12	1'35.480	31.299	14.284	27.723	22.174	308.9							
13	1'35.245	31.222	14.178	27.669	22.176	310.7							
14	1'46.432	37.117	15.493	30.798	23.024	301.2							
12th	55	Hafizh SYAHRIN				YAMAHA	MAL						
Monster Yamaha Tech 3													
Runs=2			Total laps=12			Full laps=8							
Run # 1	Front Tyre	Slick-Medium		Rear Tyre	Slick-Soft								
		New Tyre			5 Laps at start								
1	2'05.727	35.943	15.875	30.320	23.801	275.6							
2	1'38.404	32.560	15.118	28.117	22.609	288.4							
3	1'35.762	31.550	14.388	27.708	22.116	304.4							
4	1'35.390	31.468	14.311	27.523	22.088	303.4							
5	1'34.915	31.287	14.169	27.522	21.937	304.7							
6	1'55.478 P	31.173	18.176	33.340	32.789	179.6							
Run # 2	Front Tyre	Slick-Soft		Rear Tyre	Slick-Soft								
		5 Laps at start			11 Laps at start								
7	6'49.864	41.611	16.228	31.008	23.848	264.1							
8	1'38.032	32.646	14.646	28.090	22.650	298.3							
9	1'36.343	31.719	14.477	27.801	22.346	299.5							
10	1'38.921	33.827	14.696	27.933	22.465	294.8							
11	1'36.069	31.485	14.439	27.782	22.363	302.0							
12	1'54.073 P	36.200	15.060	29.795	33.018	290.4							
13th	44	Poi ESPARGARO				KTM	SPA						
Red Bull KTM Factory Racing													
Runs=2			Total laps=14			Full laps=8							
Run # 1	Front Tyre	Slick-Medium		Rear Tyre	Slick-Hard								
		4 Laps at start			New Tyre								
1	2'00.088	32.777	15.672	30.924	25.954	281.1							
2	1'40.957 *	31.574	14.382	27.984	27.017*	311.2							
3	1'36.211	31.374	14.203	28.265	22.369	311.8							
4	1'35.455	31.314	14.247	27.677	22.217	310.7							
5	1'38.349	31.428	14.572	30.101	22.248	307.9							
6	1'37.094	31.220	14.209	27.852	23.813	311.0							
7	1'35.158 *	31.276	14.300	27.632	21.950*	309.9							
8	1'50.242 P	34.144	17.064	29.362	29.672	207.6							
Run # 2	Front Tyre	Slick-Medium		Rear Tyre	Slick-Hard								
		12 Laps at start			8 Laps at start								
9	9'01.104	35.953	15.671	30.519	24.730	288.5							
10	1'35.240	31.285	14.207	27.661	22.087	309.8							
11	1'35.061	31.134	14.191	27.633	22.103	309.2							
12	1'40.440	34.842	15.634	27.758	22.206	277.5							
13	1'35.701	31.050	14.197	27.900	22.554	310.8							
14	1'51.197 P	36.229	15.216	29.260	30.492	285.4							
11th	46	Valentino ROSSI				YAMAHA	ITA						
Movistar Yamaha MotoGP													
Runs=2			Total laps=13			Full laps=12							
Run # 1	Front Tyre	Slick-Medium		Rear Tyre	Slick-Hard								
		7 Laps at start			New Tyre								
1	2'46.676	31.856	15.195	28.487	22.543	288.6							
2	1'35.463	31.344	14.402	27.643	22.074	304.3							
3	1'34.902	31.198	14.299	27.375	22.030	304.9							
4	1'35.066	31.110	14.270	27.648	22.038	304.0							
5	1'34.866	31.127	14.246	27.597	21.896	305.6							
unfinished		31.199			306.7								

Fastest Lap: Marc MARQUEZ Repsol Honda Team SPA 1'33.954 30.818 14.078 27.317 21.741

These data/results cannot be reproduced, stored and/or transmitted in whole or in part by any manner of electronic, mechanical, photocopying, recording, broadcasting or otherwise now known or herein after developed without the previous express consent by the copyright owner, except for reproduction in daily press and regular printed publications on sale to the public within 60 days of the event related to those data/results and always provided that copyright symbol appears together as follows below.
© DORNA, 2018



Free Practice Nr. 4

MotoGP

Lap	Lap Time	T1	T2	T3	T4	Speed	Lap	Lap Time	T1	T2	T3	T4	Speed
11	1'35.386	31.054	14.268	27.599	22.465	308.2	5	1'36.658	31.576	14.627	28.116	22.339	303.0
12	1'35.322	31.086	14.307	27.520	22.409	305.0	6	1'35.586	31.276	14.440	27.709	22.161	303.9
	unfinished	31.252				306.9	7	1'39.126 *	31.055	14.270	27.475	26.326*	305.4
							8	1'54.408 P	37.768	16.383	30.043	30.214	260.0

19th 17 Karel ABRAHAM DUCATI CZE
Angel Nieto Team

Runs=1 Total laps=11 Full laps=7

Run #	1	Front Tyre	Slick-Medium	Rear Tyre	Slick-Hard	
			12 Laps at start	New Tyre		
1	1'47.035	34.798	15.667	29.169	23.276	278.4
2	1'37.405	32.140	14.524	28.323	22.418	305.9
3	1'36.384	31.731	14.249	27.884	22.520	306.6
4	1'35.322	31.501	14.258	27.612	21.951	305.0
5	1'47.016	34.867	14.970	31.262	25.917	289.7
6	1'38.140	31.720	14.454	27.949	24.017	303.2
7	1'45.798 *	32.400	15.171	34.586*	23.641	281.0
8	1'36.243	31.559	14.377	27.758	22.549	304.5
9	1'44.186	36.064	14.895	30.643	22.584	295.7
10	1'35.873 *	31.540	14.328	27.680	22.325*	305.5
11	1'45.905 P	32.393	14.936	28.592	29.984	294.5

20th 38 Bradley SMITH KTM GBR
Red Bull KTM Factory Racing

Runs=3 Total laps=13 Full laps=6

Run #	1	Front Tyre	Slick-Medium	Rear Tyre	Slick-Medium	
			4 Laps at start	New Tyre		
1	2'00.531	33.779	15.656	30.704	27.494	275.7
2	1'37.456	32.409	14.589	28.190	22.268	289.9
3	1'35.920	31.423	14.384	27.876	22.237	305.0
4	1'35.849	31.481	14.403	27.832	22.133	306.9
5	1'35.161 *	31.171	14.332	27.758	21.900*	303.6
6	1'38.999 *	31.220	14.340	27.829	25.610*	305.6
7	1'55.686 P	40.088	15.275	30.543	29.780	290.8

Run #	2	Front Tyre	Slick-Medium	Rear Tyre	Slick-Medium	
			11 Laps at start	7 Laps at start		
8	6'13.077	30.825	15.152	28.321	22.550	298.0
9	1'43.429 P	31.625	14.624	28.487	28.693	302.1

Run #	3	Front Tyre	Slick-Medium	Rear Tyre	Slick-Medium	
			13 Laps at start	9 Laps at start		
10	5'17.439	30.064	14.899	28.209	22.078	303.7
11	1'35.781	31.334	14.504	27.733	22.210	303.2
12	1'35.560	31.345	14.351	27.670	22.194	306.9
13	1'35.781	31.330	14.422	27.744	22.285	306.2

21st 41 Aleix ESPARGARO APRILIA SPA
Aprilia Racing Team Gresini

Runs=2 Total laps=9 Full laps=5

Run #	1	Front Tyre	Slick-Medium	Rear Tyre	Slick-Soft	
			10 Laps at start	4 Laps at start		
1	2'01.106	33.417	14.857	28.353	22.490	298.2
2	1'37.341	32.133	14.658	28.118	22.432	279.3
3	1'35.682	31.291	14.304	27.870	22.217	295.0
	unfinished					

Run #	2	Front Tyre	Slick-Medium	Rear Tyre	Slick-Soft	
			13 Laps at start	7 Laps at start		
4	1'39.018 *	32.147*	15.107	28.612	23.152	291.2

22nd 12 Thomas LUTHI HONDA SWI
EG 0,0 Marc VDS

Runs=2 Total laps=15 Full laps=11

Run #	1	Front Tyre	Slick-Medium	Rear Tyre	Slick-Soft	
			10 Laps at start	10 Laps at start		
1	1'54.836	33.448	15.421	29.523	23.850	285.6
2	1'38.976	32.438	14.721	28.486	23.331	293.3
3	1'38.007	31.908	14.447	28.631	23.021	304.5
4	1'45.498	40.544	14.615	27.947	22.392	290.9
5	1'36.250	31.482	14.400	28.014	22.354	300.0
6	1'40.735	34.828	14.818	28.279	22.810	288.6
7	1'37.217	31.781	14.574	28.054	22.808	295.8
8	1'36.557	31.620	14.512	27.744	22.681	299.9
9	1'52.659 P	36.485*	15.636	29.666	30.872	268.3

Run #	2	Front Tyre	Slick-Medium	Rear Tyre	Slick-Soft	
			19 Laps at start	19 Laps at start		
10	6'34.588	37.563	15.100	29.905	23.364	284.8
11	1'37.975	32.367	14.671	28.196	22.741	295.8
12	1'36.437	31.492	14.574	27.892	22.479	299.3
13	1'40.788	31.428	14.474	31.661	23.225	301.4
14	1'36.000	31.507	14.380	27.692	22.421	303.3
15	1'49.671 P	33.661	15.165	29.707	31.138	281.5

23rd 10 Xavier SIMEON DUCATI BEL
Reale Avintia Racing

Runs=3 Total laps=14 Full laps=8

Run #	1	Front Tyre	Slick-Soft	Rear Tyre	Slick-Soft	
			8 Laps at start	3 Laps at start		
1	1'48.179	31.563	15.065	29.220	22.928	289.6
2	1'37.180	32.082	14.445	28.267	22.386	305.8
3	1'38.925	31.837	14.410	30.273	22.405	304.3
4	1'36.772	31.723	14.359	28.090	22.600	303.2
5	1'50.745 P	34.674	15.146	29.921	31.004	289.5

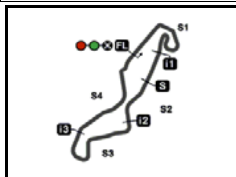
Run #	2	Front Tyre	Slick-Soft	Rear Tyre	Slick-Soft	
			13 Laps at start	8 Laps at start		
6	6'43.414 *	31.819	14.746	28.612	23.037*	302.7
7	1'36.649	31.788	14.369	27.916	22.576	303.7
8	1'40.195 *	31.649	16.503*	29.588	22.455	303.8
9	1'36.331	31.645	14.433	28.010	22.243	300.1
10	1'47.952 P	32.926	15.009	30.040	29.977	286.1

Run #	3	Front Tyre	Slick-Soft	Rear Tyre	Slick-Soft	
			18 Laps at start	5 Laps at start		
11	4'24.314	32.270	15.233	29.044	22.340	296.9
12	1'36.415	31.732	14.404	27.912	22.367	303.7
13	1'36.536	31.537	14.464	27.870	22.665	303.3
14	1'36.180	31.396	14.451	28.054	22.279	303.0

Fastest Lap: Marc MARQUEZ Repsol Honda Team SPA 1'33.954 30.818 14.078 27.317 21.741

These data/results cannot be reproduced, stored and/or transmitted in whole or in part by any manner of electronic, mechanical, photocopying, recording, broadcasting or otherwise now known or herein after developed without the previous express consent by the copyright owner, except for reproduction in daily press and regular printed publications on sale to the public within 60 days of the event related to those data/results and always provided that copyright symbol appears together as follows below.
© DORNA, 2018





4542 m.

MOTUL TT ASSEN

Free Practice Nr. 4

Best Partial Times

MotoGP™

IT Ideal Lap Time, sum of the best partial times*BT* Best Lap Time

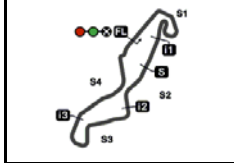
T1		T2		T3		T4						
Pos	Rider	Time	Rider	Time	Rider	Time	Rider	Time	Pos	Rider	IT	BT
1	A.DOVIOSIO	30.792	A.IANNONE	13.988	A.IANNONE	27.215	M.MARQUEZ	21.612	1	M.MARQUEZ	1'33.796	1'33.954 (1)
2	M.MARQUEZ	30.818	A.DOVIOSIO	13.992	A.RINS	27.286	T.NAKAGAMI	21.702	2	A.IANNONE	1'33.973	1'34.011 (2)
3	A.RINS	30.863	M.MARQUEZ	14.049	M.MARQUEZ	27.317	M.VIÑALES	21.746	3	A.DOVIOSIO	1'34.064	1'34.224 (3)
4	C.CRUTCHLOW	30.877	T.NAKAGAMI	14.083	M.VIÑALES	27.336	D.PETRUCCI	21.771	4	M.VIÑALES	1'34.096	1'34.277 (4)
5	A.IANNONE	30.893	M.VIÑALES	14.087	T.NAKAGAMI	27.368	A.RINS	21.819	5	A.RINS	1'34.097	1'34.349 (6)
6	M.VIÑALES	30.927	J.LORENZO	14.089	J.ZARCO	27.375	C.CRUTCHLOW	21.828	6	C.CRUTCHLOW	1'34.220	1'34.289 (5)
7	J.ZARCO	30.956	S.REDDING	14.099	V.ROSSI	27.375	A.DOVIOSIO	21.857	7	T.NAKAGAMI	1'34.230	1'34.584 (7)
8	T.RABAT	31.021	C.CRUTCHLOW	14.128	C.CRUTCHLOW	27.387	A.IANNONE	21.877	8	D.PETRUCCI	1'34.557	1'34.663 (8)
9	J.LORENZO	31.029	A.RINS	14.129	A.DOVIOSIO	27.423	V.ROSSI	21.896	9	V.ROSSI	1'34.594	1'34.866 (11)
10	P.ESPARGARO	31.050	D.PETRUCCI	14.168	A.ESPARGARO	27.475	H.SYHRIN	21.937	10	J.LORENZO	1'34.631	1'34.854 (10)
11	A.BAUTISTA	31.054	H.SYHRIN	14.169	D.PETRUCCI	27.495	K.ABRAHAM	21.951	11	J.ZARCO	1'34.674	1'34.791 (9)
12	A.ESPARGARO	31.055	P.ESPARGARO	14.191	T.RABAT	27.514	T.RABAT	21.980	12	H.SYHRIN	1'34.801	1'34.915 (12)
13	T.NAKAGAMI	31.077	A.BAUTISTA	14.228	J.LORENZO	27.517	D.PEDROSA	21.996	13	T.RABAT	1'34.863	1'35.106 (14)
14	V.ROSSI	31.077	J.MILLER	14.228	A.BAUTISTA	27.520	J.LORENZO	21.996	14	P.ESPARGAR	1'34.960	1'35.061 (13)
15	D.PEDROSA	31.090	V.ROSSI	14.246	H.SYHRIN	27.522	J.ZARCO	22.057	15	A.ESPARGAR	1'34.961	1'35.586 (21)
16	D.PETRUCCI	31.123	K.ABRAHAM	14.249	J.MILLER	27.542	S.REDDING	22.072	16	D.PEDROSA	1'34.995	1'35.154 (15)
17	J.MILLER	31.168	A.ESPARGARO	14.270	D.PEDROSA	27.561	B.SMITH	22.078	17	A.BAUTISTA	1'35.097	1'35.322 (18)
18	B.SMITH	31.171	J.ZARCO	14.286	S.REDDING	27.599	P.ESPARGARO	22.087	18	J.MILLER	1'35.117	1'35.195 (16)
19	H.SYHRIN	31.173	B.SMITH	14.332	K.ABRAHAM	27.612	A.ESPARGARO	22.161	19	S.REDDING	1'35.149	1'35.276 (17)
20	S.REDDING	31.379	D.PEDROSA	14.348	P.ESPARGARO	27.632	J.MILLER	22.179	20	B.SMITH	1'35.251	1'35.560 (20)
21	X.SIMEON	31.396	T.RABAT	14.348	B.SMITH	27.670	X.SIMEON	22.243	21	K.ABRAHAM	1'35.313	1'35.322 (19)
22	T.LUTHI	31.428	X.SIMEON	14.359	T.LUTHI	27.692	A.BAUTISTA	22.295	22	T.LUTHI	1'35.854	1'36.000 (22)
23	K.ABRAHAM	31.501	T.LUTHI	14.380	X.SIMEON	27.870	T.LUTHI	22.354	23	X.SIMEON	1'35.868	1'36.180 (23)

These data/results cannot be reproduced, stored and/or transmitted in whole or in part by any manner of electronic, mechanical, photocopying, recording, broadcasting or otherwise now known or herein after developed without the previous express consent by the copyright owner, except for reproduction in daily press and regular printed publications on sale to the public within 60 days of the event related to those data/results and always provided that copyright symbol appears together as follows below.

© DORNA, 2018

Official MotoGP Timing by TISSOT
www.motogp.com






4542 m.

MOTUL TT ASSEN

Free Practice Nr. 4

Fastest Laps Sequence

<i>Practice Time</i>	 <i>Rider</i>	<i>Nation</i>	<i>Motorcycle</i>	<i>Time</i>	<i>Km/h</i>	<i>Rider's Lap</i>
3'22.399	9 Danilo PETRUCCI	ITA	DUCATI	1'37.075	168.4	2
3'22.754	93 Marc MARQUEZ	SPA	HONDA	1'35.922	170.4	2
4'22.139	46 Valentino ROSSI	ITA	YAMAHA	1'35.463	171.2	2
4'37.200	99 Jorge LORENZO	SPA	DUCATI	1'35.266	171.6	2
5'34.872	42 Alex RINS	SPA	SUZUKI	1'34.994	172.1	3
5'35.148	29 Andrea IANNONE	ITA	SUZUKI	1'34.795	172.4	3
6'33.836	93 Marc MARQUEZ	SPA	HONDA	1'34.333	173.3	4
8'07.897	93 Marc MARQUEZ	SPA	HONDA	1'34.061	173.8	5
11'16.031	93 Marc MARQUEZ	SPA	HONDA	1'34.034	173.8	7
12'05.888	29 Andrea IANNONE	ITA	SUZUKI	1'34.011	173.9	7
27'37.283	93 Marc MARQUEZ	SPA	HONDA	1'33.954	174.0	15

These data/results cannot be reproduced, stored and/or transmitted in whole or in part by any manner of electronic, mechanical, photocopying, recording, broadcasting or otherwise now known or herein after developed without the previous express consent by the copyright owner, except for reproduction in daily press and regular printed publications on sale to the public within 60 days of the event related to those data/results and always provided that copyright symbol appears together as follows below.

© DORNA, 2018

Official MotoGP Timing by TISSOT
www.motogp.com

Assen, Saturday, June 30, 2018

